

State of Alaska FY2012 Governor's Operating Budget

**Department of Commerce, Community, and Economic
Development**

Department of Commerce, Community, and Economic Development

Mission

Promote a healthy economy, strong communities, and protect consumers in Alaska.

Core Services

- Coordinate, develop and promote programs for sustainable economic growth.
- Regulate and enforce to protect the consumer and to provide a stable business climate.
- Assist in the development of sustainable energy systems and reduce the cost of energy in rural Alaska.
- Assist communities to achieve maximum local self-government and foster volunteerism statewide.

Prioritization of Agency Programs

(Statutory Reference AS 37.07.050(a)(13))

CURRENT CAPACITY									
Priority Programs	UGF	DGF	Other	Fed	Total	PFT	PPT	NP	% GF
1 Economic Growth	19,162.1	19,779.1	9,697.2	31,626.6	80,265.0	174	2	1	33.3%
2 Sustainable Energy	16,811.3	24,780.4	12,639.1	571.9	54,802.7	62	0	1	35.5%
3 Strong Communities	7,323.4	18.7	6,301.4	33,032.3	46,675.8	80	0	0	6.3%
4 Consumer Protection	295.5	28,911.9	1,570.6	597.7	31,375.7	222	1	11	24.9%
FY2011 Management Plan	43,592.3	73,490.1	30,208.3	65,828.5	213,119.2	538	3	13	







Rationale:

Promote economic development and sustainable energy
 Promote strong communities in Alaska through community assistance and volunteerism
 Protect the consumer and provide for a stable business climate

Priority Programs - Key Performance Indicators

(Additional performance information is available on the web at <http://omb.alaska.gov/results.>)

Economic Growth

-  963 permanent jobs were created or retained in Alaska by Alaska Industrial Development and Export Authority financing in FY10, exceeding the target of 500.
-  The value of Alaska seafood exports to Alaska Seafood Marketing Institute program destination countries decreased by 5.9% from 2008 to 2009, not meeting the target of a 0.5% increase.
-  Tourism's five-year, 30% growth to over 1.7 million summer visitors showed a slight 0.4% decrease in 2008, followed by another 7.27% decrease in 2009.
-  652 jobs were created or maintained in the Alaska commercial fishing industry by utilizing the Commercial Fishing Revolving Loan Fund, exceeding the FY2010 goal of 450.
-  38 jobs in rural Alaska were created or maintained utilizing the Rural Development Initiative and Small Business Economic Development loan funds in FY2010, 52 fewer jobs than targeted.
-  In-state spending by Alaska Aerospace Corporation totaled \$15.2 million in FY10; this is an 11% increase of in-state spending from FY09.

Sustainable Energy

- ↑ As of August 2010, the proportion of electricity generated from renewable sources continues to be estimated at 24%. An updated estimate is expected in December 2010.

Strong Communities

- ↑ In FY10, 96% of municipal governments were estimated to have provided essential public services, an increase of 5% over the prior year.
- ↑ 25% reduction in the number of communities that are not compliant with management sustainability indicators, significantly surpassing the 5% reduction goal for FY10.
- Alaska ranks fifth in the nation on service and volunteerism.
- ↓ 98.99% of communities qualified for financial resource programs in FY10; an increase of 6.97% from FY09.

Consumer Protection

- No domestic insurance companies became insolvent during FY10.
- ↓ .63% decline in the number of commercial and professional services licenses from 114,307 in FY09 to 113,588 in FY10; reducing the choice consumers have in selecting a licensed provider.
- In FY10, 100% of the Regulatory Commission final orders in adjudicatory dockets were reviewed by an assistant attorney general and 100% of the final decisions were issued on or before the statutory deadline.

Major Activities to Advance Strategies
<ul style="list-style-type: none"> • Diversify Alaska's economic base to benefit all Alaskans • Market Alaska's commercial opportunities and geographic advantages to the global business community • Technical and financial assistance to strengthen rural communities and Alaska businesses • Maintain a fair and consistent regulatory environment

Key Department Challenges

Economic Development - Challenges

Division of Economic Development – A key challenge is to organize a comprehensive approach to shaping state and regional activities into a cohesive statewide effort to stimulate the economy. Several state agencies have a piece of the effort or the raw data necessary to obtain meaningful industry information. There are also significant disparities in economic development opportunities among Alaska regions due to the lack of rural infrastructure and the high cost of doing business in those areas. Further, revenue streams from tourism, fisheries, and taxes are declining and there is potential for Oil & Gas opportunities to overwhelm other economic opportunities.

Historically, DED's narrow focus on specific industry sectors translated to minimum engagement with the business community. To impact the business community, DED needs to broaden its focus and engage as an active partner with the private sector, the public and other economic development entities.

Qualified Trade Association Contract – Concerns about the global economy affect many consumers' ability and interest to travel for vacation purposes. Research shows that consumers are traveling less, are not using all their vacation time, are traveling closer to home and personal savings are lower than the previous generation. These trends do not bode well for Alaska long-haul travel.

Alaska Aerospace Corporation – The Kodiak Launch Complex (KLC) requires a source for sustainment funding. In the past, the Missile Defense Agency (MDA) has provided sustainment funding but the contract vehicle concluded on August 31, 2010. Annual sustainment funding will enable AAC to capture a market share of competitively bid launches by making KLC cost competitive with other launch facilities.

Alaska Industrial Development and Export Authority – Continued constriction in the secondary capital markets and increased economic challenges with the resultant increase in businesses seeking funding from both the Development Finance and Loan Participation programs. In addition, there is an increasing need to attract and evaluate diverse economic development projects for the state.

Alaska Energy Authority – Fuel issues throughout Alaska and the shortage of natural gas in southcentral Alaska continue to challenge the agency. AEA will also be challenged with the design and fieldwork on the large Railbelt hydroelectric project. In addition, the construction of substantial infrastructure projects in the villages (for example: water/sewer facilities and school upgrades and replacements) are over-taxing some of the older power systems which results in system overload, shorter equipment life and more frequent power outages. Without remote monitoring, technical assistance and periodic training, performance and efficiency gains of newly upgraded powerhouses slowly erodes over time.

Alaska Seafood Marketing Institute – The global economic downturn is the biggest challenge for the Alaska seafood industry at this time. Tight credit markets have a negative impact on Alaska Seafood customers and on suppliers holding inventory. The seafood industry is suffering from reduced seafood sales at restaurants and retail grocery stores in the U.S. and overseas as consumers tighten their belts. The falling U.S. dollar value makes Alaska Seafood products more competitively priced in foreign markets, but reduces the buying power of promotional dollars expended overseas.

Strong Communities - Challenges

Community and Regional Affairs – Sustainability of communities is a major issue due to: 1) increasing operating costs for major budget items such as transportation and insurance, 2) staff turnover as residents migrate to seek higher paying jobs, and 3) the potential for reduction in federal funding to communities. The division expects increases in technical assistance and financial intervention requests to continue as communities seek to address these issues. Funding available to local governments, from either locally generated sources, state and federal shared revenue or grants needs to maximize efficiencies and provide services to residents.

Serve Alaska – As new programs are established the challenge is to provide the technical assistance to the programs to ensure their compliance, and to meet the administrative standards required by the funding source with the current number of staff.

Consumer Protection - Challenges

Banking and Securities – Staff recruitment and retention continue to be major challenges. Current financial crises will spur investor scams and litigation. The state needs to provide outreach and education to investors and be ready to sanction and prosecute those who break the law.

Insurance – Over 36,000 licensees at the end of FY10 is an increase of 60% over 2005. The increase in licensees strains the already limited resources. Appeals of denied license suspensions or revocations, and other licensing matters consume an enormous amount of staff time and effort. Limited technology resources also limit the development and implementation of solutions for the division, businesses and the public.

Corporations, Business and Professional Licensing – The division continues the process of overhauling and enhancing many of its automated systems and processes for efficiency and improved services for consumers. Although great strides have been made in systems and processes, work needs to continue. Some systems are antiquated or cumbersome and less 'user friendly' than desired for the public and staff.

Regulatory Commission of Alaska – The challenge is to continue to attract and retain qualified professional staff, administrative law judges and Regulatory Commission of Alaska (RCA) Commissioners. Industry representatives urge the resolution of matters and the issuance of a greater percentage of decisions in advance of statutory timelines.

Significant Changes in Results to be Delivered in FY2012

Economic Development – Changes

Division of Economic Development – Administrative Order No. 257 created the Division of Economic Development (DED) to strengthen the department's economic development function and better position DED to engage with the business community, the public and other economic development entities. This change facilitates a realignment of the organization based on economic development functions: Marketing, Finance, Research, Business Technical Assistance, and Outreach & Coordination. Funds requested for FY12 will continue to broaden and enhance DED's capacity to address business retention and expansion, do aggressive outreach to business communities to forge public/private partnerships, remove barriers to growth, and integrate and leverage State Brand investments.

Qualified Trade Association Contract – With continued funding from the State of Alaska, material changes to results are expected. Notably, heightened interest in Alaska travel will be driven by new television commercials scheduled to run on seven national cable networks. An example of a predicted change in results is 100,000 additional individual consumer responses are expected. Projected conversion rates are forecast to rebound after experiencing a decline starting in 2009.

Alaska Industrial Development and Export Authority – In line with the strategic plan, funding of a financial analyst will allow for the review, analysis and evaluation of economic development projects, and increased outreach into rural and interior Alaska. In FY12, over ten projects will be in various levels of review. In order to fulfill AIDEA's mission and vision in FY12, AIDEA will implement the initiatives to:

- Diversify and grow AIDEA's assets
- Add targeted new economic development financing tools
- Expand the deployment and impact of AIDEA's economic development financing and specialty financing
- Increase its ability to provide financial and business feasibility analysis of needed economic development infrastructure for the State of Alaska.

Alaska Energy Authority – Development of the Emerging Energy Technology Fund program to promote the expansion of energy sources available to Alaskans.

Strong Communities - Changes

Community and Regional Affairs – Continuation of a Resource Specialist II will provide communities with assistance for ANCSA 14(c) actions including land management, site control verification, and planning assistance services. Site control and land status verifications are needed to ensure clear title on village corporation land. Lack of this verification can result in legal issues and can hold up capital grants disbursement.

Major Department Accomplishments in 2010

Economic Development - Accomplishments

Division of Economic Development – Established a new focus on business outreach, retention and expansion to facilitate economic growth including:

- First-time Alaska presence at Cruise Shipping Miami 2010, Vancouver Cruise 360, and at Pacific North West Economic Region Olympic event
- Public/private partnership "Connect Alaska" that will help close the digital divide through detailed broadband "gap" mapping across Alaska
- Preparation towards a 150 tonnes large scale seed potato export from Delta Junction and the Mat-Su Valley
- 2010 Alaska showcase that connected 48 Made in Alaska vendors and 19 Alaskan and national buyers resulting in national vendor relationships for Alaskan products
- Twenty-four film productions prequalified for tax credits, and four productions approved for tax credits of \$244,546
- 268 loans totaling \$20.3 million in aviation, business and rural development, bulk fuel, and fisheries.

Qualified Trade Association Contract – Increased the interest in Alaska as a visitor destination on both national and international levels; and, continued to position Alaska as a year-round destination.

Alaska Aerospace Corporation – Supported the build up for the Air Force STP S-26 launch in November 2010.

Alaska Industrial Development and Export Authority – AIDEA's Revolving Fund net assets increased by \$37.1 million in FY10. As a result of AIDEA's strong performance in FY10, the FY12 dividend will be \$29.4 million. Since FY96, AIDEA has provided the state of Alaska with over \$274 million in dividends.

Alaska Energy Authority – AEA and its partners prepared Alaska Energy Pathway: Toward Energy Independence, released in July 2010. The Pathway contains a comprehensive database of community-specific targets and sets statewide goals for energy efficiency and renewable energy development.

Alaska Seafood Marketing Institute – Gained newspaper, magazine, radio, television and internet exposure for Alaska Seafood in U.S. and key overseas markets. Preliminary results indicate that in 2010 ASMI's Alaska Pavilion exhibit at the European Seafood Exposition, one of many trade show activities during the year, generated on-site sales by participating Alaska seafood companies amounting to \$48,570,000. Projected sales for the ensuing 12 months are expected to reach \$500,650,000.

Strong Communities - Accomplishments

Community and Regional Affairs – Approximately \$1.2 billion in grants were distributed, over twice the amount of last year. Local government assistance was expanded in Kotzebue, Nome, and Juneau and trust land transactions were completed in 22 different communities. Full value determinations were completed for 40 municipal governments (17 boroughs and 23 cities).

Consumer Protection - Accomplishments

Banking and Securities – Conducted 38 examinations of depository and non-depository institutions. In addition, the division issued 38 money transmitter licenses, and 205 new mortgage licenses. The division also received written auction rate securities complaints totaling over \$240 million from Alaskan investors. The division worked with other lead states in acquiring Alaska's share of global settlements with investment firms and is finalizing the written agreements with each firm.

Insurance – Collected \$65,277,046 in premium taxes, penalties, and fees in FY10. Registered 26 purchasing groups, admitted 28 new insurance companies, 14 new surplus lines insurers and five risk retention groups.

Corporations, Business and Professional Licensing – Significant improvements were made to divisional processing systems for corporation registrations, filings, and renewals. Improvements resulted in reductions in response time from 14 weeks to two weeks or less in the handling of applications and other required corporate transactions. Other system improvements include a new Investigative Case Management tracking system and online renewal capabilities for programs not currently available. Benefits of these improvements include ease of use by licensees in the application or renewal process and information handling by staff.

Regulatory Commission of Alaska – Reduced potential for widespread winter power shortages by approving five natural gas supply contracts between utility service providers and natural gas suppliers. The commission also adopted net metering regulations which facilitate small scale renewable generation by electric customers. These regulations make it easier for certain electric consumers to reduce their load requirement by interconnecting on-site generation facilities to electric utility facilities.

Serve Alaska – AmeriCorps members served 300,934 hours in meeting critical community needs in education, public safety, health and the environment.

Contact Information

Commissioner: Susan K. Bell
Phone: (907) 465-2500
Fax: (907) 465-5442
E-mail: susan.bell@alaska.gov

**Administrative
Services Director:** JoEllen Hanrahan
Phone: (907) 465-2506
Fax: (907) 465-2563
E-mail: jo.ellen.hanrahan@alaska.gov

Department Budget Summary by RDU

All dollars shown in thousands

	FY2010 Actuals				FY2011 Management Plan				FY2012 Governor			
	UGF+DGF Funds	Other Funds	Federal Funds	Total Funds	UGF+DGF Funds	Other Funds	Federal Funds	Total Funds	UGF+DGF Funds	Other Funds	Federal Funds	Total Funds
Formula Expenditures												
Revenue Sharing	0.0	3,361.1	28,516.0	31,877.1	0.0	3,600.0	27,203.4	30,803.4	0.0	3,600.0	25,125.9	28,725.9
Alaska Energy Authority	31,655.3	0.0	0.0	31,655.3	36,300.0	0.0	0.0	36,300.0	34,340.0	0.0	0.0	34,340.0
Non-Formula Expenditures												
Executive Admin and Dev	1,349.1	4,086.6	0.0	5,435.7	2,907.7	4,131.8	0.0	7,039.5	2,469.4	4,769.4	0.0	7,238.8
Community and Regional Affairs	7,536.8	1,760.7	1,711.3	11,008.8	15,825.9	1,874.8	2,584.9	20,285.6	6,817.1	1,541.7	2,489.8	10,848.6
Economic Development	0.0	0.0	0.0	0.0	0.0	0.0	0.0	0.0	8,420.4	364.9	173.3	8,958.6
Qualified Trade Assoc. Contract	9,000.0	0.0	0.0	9,000.0	9,000.0	0.0	0.0	9,000.0	5,981.8	3,018.2	0.0	9,000.0
Banking and Securities	2,846.0	0.0	0.0	2,846.0	3,458.4	0.0	0.0	3,458.4	3,512.4	0.0	0.0	3,512.4
Corp, Bus & Prof Licenses	9,854.3	345.7	22.9	10,222.9	10,222.0	713.8	400.0	11,335.8	10,431.9	725.6	380.0	11,537.5
Insurance	6,392.2	43.9	0.0	6,436.1	6,836.3	131.6	0.0	6,967.9	7,020.5	141.0	0.0	7,161.5
DCED State Facilities Rent	585.0	648.3	0.0	1,233.3	585.0	760.2	0.0	1,345.2	585.0	760.2	0.0	1,345.2
Investments	4,262.6	2.0	0.0	4,264.6	4,812.2	4.3	0.0	4,816.5	0.0	0.0	0.0	0.0
Alaska Aerospace Corp	0.0	3,134.9	13,675.7	16,810.6	0.0	2,377.4	26,456.6	28,834.0	0.0	2,420.7	26,613.8	29,034.5
Alaska Energy Authority	1,810.4	4,286.0	19.1	6,115.5	4,775.7	5,204.6	571.9	10,552.2	5,172.0	5,204.6	271.9	10,648.5
AIDEA	0.0	10,688.6	0.0	10,688.6	0.0	11,165.1	0.0	11,165.1	0.0	11,526.2	0.0	11,526.2
Alaska Seafood Marketing Inst	10,751.7	0.0	4,496.0	15,247.7	13,715.4	0.0	5,000.0	18,715.4	13,787.0	0.0	5,000.0	18,787.0
Reg Comm of Ak Serve Alaska	7,060.4	6.0	7.4	7,073.8	8,395.2	140.0	197.7	8,732.9	8,587.8	140.0	204.3	8,932.1
	119.0	7.4	2,549.6	2,676.0	248.6	104.7	3,414.0	3,767.3	253.2	104.7	3,223.7	3,581.6
Totals	93,222.8	28,371.2	50,998.0	172,592.0	117,082.4	30,208.3	65,828.5	213,119.2	107,378.5	34,317.2	63,482.7	205,178.4

Funding Source Summary

All dollars in thousands

Funding Sources	FY2010 Actuals	FY2011 Management Plan	FY2012 Governor
1002 Federal Receipts	50,707.8	65,430.8	63,278.4
1003 General Fund Match	612.7	971.4	1,003.6
1004 General Fund Receipts	24,029.0	40,620.9	31,616.2
1005 General Fund/Program Receipts	4.4	15,157.4	12,502.1
1007 Inter-Agency Receipts	14,890.5	15,761.5	16,599.6
1036 Commercial Fishing Loan Fund	3,782.6	4,003.3	4,135.6
1040 Real Estate Surety Fund	128.7	283.9	287.9
1061 Capital Improvement Project Receipts	7,812.3	7,004.9	7,084.3
1062 Power Project Loan Fund	918.0	1,053.2	1,053.2
1070 Fisheries Enhancement Revolving Loan Fund	403.1	578.2	593.2
1074 Bulk Fuel Revolving Loan Fund	53.7	53.6	53.6
1089 Power Cost Equalization Fund	20,892.7		
1101 Alaska Aerospace Development Corporation Receipts		522.9	522.9
1102 Alaska Industrial Development & Export Authority Receipts	5,243.2	4,956.3	5,125.5
1107 Alaska Energy Authority Corporate Receipts	217.4	1,067.1	1,067.1
1108 Statutory Designated Program Receipts	79.1	474.8	474.8
1141 RCA Receipts	7,060.4	8,395.2	8,587.8
1156 Receipt Supported Services	25,697.2	15,432.1	15,768.4
1164 Rural Development Initiative Fund	21.5	54.1	55.7
1169 PCE Endowment Fund		23,673.6	23,510.6
1170 Small Business Economic Development Revolving Loan Fund	33.1	52.1	53.8
1173 Miscellaneous Earnings		2,000.0	2,000.0
1175 Business License and Corporation Filing Fees and Taxes	4,646.4		
1200 Vehicle Rental Tax Receipts	4,826.6	4,912.8	4,500.1
1206 Commercial Passenger Vessel Tax			3,018.2
1208 Bulk Fuel Bridge Loan Fund	219.1		
1209 Alaska Capstone Avionics Revolving Loan Fund	22.3	124.5	127.3
1211 Cruise Ship Gambling Tax			1,817.3
1212 Federal Stimulus: ARRA 2009	290.2	397.7	204.3
1216 Boat Registration Fees		136.9	136.9
Totals	172,592.0	213,119.2	205,178.4

Position Summary

Funding Sources	FY2011 Management Plan	FY2012 Governor
Permanent Full Time	538	538
Permanent Part Time	3	3
Non Permanent	13	12
Totals	554	553

FY2012 Capital Budget Request

Project Title	Unrestricted Gen (UGF)	Designated Gen (DGF)	Other Funds	Federal Funds	Total Funds
Tourism Economic Impact Study	100,000	0	0	0	100,000
Phytosanitary Testing Seed Potato Exports to China	600,000	0	0	0	600,000
Community Block Grants	71,000	0	0	6,500,000	6,571,000
Community Development and Assistance	220,000	0	4,140,200	380,000	4,740,200
National Petroleum Reserve - Alaska Impact Grant Program	0	0	0	5,400,000	5,400,000
Alaska Energy Authority - Electrical Emergencies Program	330,000	0	0	0	330,000
Alaska Energy Authority - Energy Projects	10,000,000	0	0	6,000,000	16,000,000
Alaska Energy Authority Renewable Energy Projects Round Four	0	25,000,000	0	0	25,000,000
Alaska Energy Authority - Susitna Railbelt Energy Plan	0	65,731,063	0	0	65,731,063
Alaska Energy Authority - Southeast Energy Fund	10,000,000	0	0	0	10,000,000
Alaska Aerospace Corporation - Operations and Sustainment	4,000,000	0	0	0	4,000,000
Alaska Travel Industry Association	7,000,000	0	0	0	7,000,000
Alaska Manufacturing Extension Partnership - State Matching Support	400,000	0	0	0	400,000
Newtok Traditional Council - Newtok Evacuation Shelter and Access Road	2,500,000	0	0	0	2,500,000
Marine Exchange of Alaska - Alaska Vessel Tracking System Upgrades and Expansion	0	0	600,000	0	600,000
Covenant House Alaska - Facility Construction	3,100,000	0	0	0	3,100,000
Cook Inlet Tribal Council - Completion of Dena'ina House Demonstration Education Project	3,000,000	0	0	0	3,000,000
Arctic Power - ANWR Program	160,000	0	0	0	160,000
Arctic Winter Games Team Alaska - Host Society	500,000	0	0	0	500,000
Arctic Winter Games Team Alaska - State Participation Grant	315,000	0	0	0	315,000
Skagway City Dock Improvements	10,000,000	0	0	0	10,000,000
Municipality of Anchorage - Port of Anchorage Expansion	20,000,000	0	0	0	20,000,000
Matanuska-Susitna Borough - Port MacKenzie Rail Extension	20,000,000	0	0	0	20,000,000
Life Alaska Donor Services, Inc - Donor Program	0	35,000	0	0	35,000
Department Total	92,296,000	90,766,063	4,740,200	18,280,000	206,082,263

This is an appropriation level summary only. For allocations and the full project details see the capital budget.

Summary of Department Budget Changes by RDU

From FY2011 Management Plan to FY2012 Governor

All dollars shown in thousands

	<u>Unrestricted Gen (UGF)</u>	<u>Designated Gen (DGF)</u>	<u>Other Funds</u>	<u>Federal Funds</u>	<u>Total Funds</u>
FY2011 Management Plan	43,592.3	73,490.1	30,208.3	65,828.5	213,119.2
Adjustments which will continue current level of service:					
-Executive Admin and Dev	-1,438.3	0.0	177.6	0.0	-1,260.7
-Community and Regional Affairs	-8,779.2	-326.6	-333.1	-95.1	-9,534.0
-Economic Development	2,356.0	5,301.2	364.9	173.3	8,195.4
-Banking and Securities	0.0	54.0	0.0	0.0	54.0
-Corp, Bus & Prof Licenses	0.0	209.9	11.8	-400.0	-178.3
-Insurance	0.0	-15.8	9.4	0.0	-6.4
-Investments	0.0	-4,812.2	-4.3	0.0	-4,816.5
-Alaska Aerospace Corp	0.0	0.0	43.3	157.2	200.5
-Alaska Energy Authority	-14,530.1	-23,673.6	0.0	0.0	-38,203.7
-AIDEA	0.0	0.0	195.7	0.0	195.7
-Alaska Seafood Marketing Inst	2,838.7	-2,767.1	0.0	0.0	71.6
-Reg Comm of Ak	0.0	192.6	0.0	-191.1	1.5
-Serve Alaska	4.6	0.0	0.0	-190.3	-185.7
Proposed budget decreases:					
-Revenue Sharing	0.0	0.0	0.0	-2,077.5	-2,077.5
-Qualified Trade Assoc. Contract	-4,413.8	-1,886.2	0.0	0.0	-6,300.0
-Alaska Energy Authority	0.0	0.0	0.0	-300.0	-300.0
Proposed budget increases:					
-Executive Admin and Dev	1,000.0	0.0	460.0	0.0	1,460.0
-Community and Regional Affairs	97.0	0.0	0.0	0.0	97.0
-Economic Development	763.2	0.0	0.0	0.0	763.2
-Qualified Trade Assoc. Contract	1,817.3	1,464.5	3,018.2	0.0	6,300.0
-Corp, Bus & Prof Licenses	0.0	0.0	0.0	380.0	380.0
-Insurance	0.0	200.0	0.0	0.0	200.0
-Alaska Energy Authority	13,129.4	23,510.6	0.0	0.0	36,640.0
-AIDEA	0.0	0.0	165.4	0.0	165.4
-Reg Comm of Ak	0.0	0.0	0.0	197.7	197.7
FY2012 Governor	36,437.1	70,941.4	34,317.2	63,482.7	205,178.4

Department Totals - Operating Budget
Department of Commerce, Community, and Economic Development

Description	FY2010 Actuals	FY2011 Conference Committee (Final)	FY2011 Authorized	FY2011 Management Plan	FY2012 Governor	FY2011 Management Plan vs FY2012 Governor	
Department Totals	172,592.0	207,835.8	213,119.2	213,119.2	205,178.4	-7,940.8	-3.7%
Objects of Expenditure:							
71000 Personal Services	47,318.6	52,356.0	53,412.8	52,979.0	55,679.0	2,700.0	5.1%
72000 Travel	2,436.0	2,342.3	2,471.8	2,471.8	2,518.2	46.4	
73000 Services	50,682.8	69,514.0	73,591.8	74,025.6	73,553.3	-472.3	-0.6%
74000 Commodities	4,471.7	3,496.2	3,536.5	3,536.5	3,666.6	130.1	3.7%
75000 Capital Outlay	655.0	738.1	767.1	767.1	699.6	-67.5	-8.8%
77000 Grants, Benefits	67,027.9	79,139.2	79,339.2	79,339.2	69,061.7	-10,277.5	-13.0%
78000 Miscellaneous	0.0	250.0	0.0	0.0	0.0	0.0	0.0%
Funding Source:							
1002 Fed Rcpts	50,707.8	65,341.0	65,430.8	65,430.8	63,278.4	-2,152.4	-3.3%
1003 G/F Match	612.7	970.7	971.4	971.4	1,003.6	32.2	3.3%
1004 Gen Fund	24,029.0	38,609.5	40,620.9	40,620.9	31,616.2	-9,004.7	-22.2%
1005 GF/Prgm	4.4	14,988.2	15,157.4	15,157.4	12,502.1	-2,655.3	-17.5%
1007 I/A Rcpts	14,890.5	15,372.9	15,761.5	15,761.5	16,599.6	838.1	5.3%
1036 Cm Fish Ln	3,782.6	3,912.1	4,003.3	4,003.3	4,135.6	132.3	3.3%
1040 Surety Fnd	128.7	283.3	283.9	283.9	287.9	4.0	1.4%
1061 CIP Rcpts	7,812.3	6,979.8	7,004.9	7,004.9	7,084.3	79.4	1.1%
1062 Power Proj	918.0	1,053.2	1,053.2	1,053.2	1,053.2	0.0	0.0%
1070 Fish En Ln	403.1	577.9	578.2	578.2	593.2	15.0	2.6%
1074 Bulk Fuel	53.7	53.6	53.6	53.6	53.6	0.0	0.0%
1089 Power Cost	20,892.7	0.0	0.0	0.0	0.0	0.0	0.0%
1101 AERO Rcpts	0.0	522.9	522.9	522.9	522.9	0.0	0.0%
1102 AIDEA Rcpt	5,243.2	4,876.9	4,956.3	4,956.3	5,125.5	169.2	3.4%
1107 AEA Rcpts	217.4	1,067.1	1,067.1	1,067.1	1,067.1	0.0	0.0%
1108 Stat Desig	79.1	474.8	474.8	474.8	474.8	0.0	0.0%
1141 RCA Rcpts	7,060.4	8,361.7	8,395.2	8,395.2	8,587.8	192.6	2.3%
1156 Rcpt Svcs	25,697.2	15,238.5	15,432.1	15,432.1	15,768.4	336.3	2.2%
1164 RDIF	21.5	54.1	54.1	54.1	55.7	1.6	3.0%
1169 PCE Endow	0.0	23,673.6	23,673.6	23,673.6	23,510.6	-163.0	-0.7%
1170 SmBusEDRLF	33.1	52.1	52.1	52.1	53.8	1.7	3.3%
1173 Misc Earn	0.0	0.0	2,000.0	2,000.0	2,000.0	0.0	0.0%
1175 BLic&Corp	4,646.4	0.0	0.0	0.0	0.0	0.0	0.0%
1200 VehRntlTax	4,826.6	4,912.8	4,912.8	4,912.8	4,500.1	-412.7	-8.4%
1206 CPV Tax	0.0	0.0	0.0	0.0	3,018.2	3,018.2	100.0%
1208 BF Brdg LF	219.1	0.0	0.0	0.0	0.0	0.0	0.0%
1209 Capstone	22.3	124.5	124.5	124.5	127.3	2.8	2.2%
1211 CSG Tax	0.0	0.0	0.0	0.0	1,817.3	1,817.3	100.0%
1212 Fed ARRA	290.2	197.7	397.7	397.7	204.3	-193.4	-48.6%
1216 Boat Rcpts	0.0	136.9	136.9	136.9	136.9	0.0	0.0%

Department Totals - Operating Budget
Department of Commerce, Community, and Economic Development

Description	FY2010 Actuals	FY2011 Conference Committee (Final)	FY2011 Authorized	FY2011 Management Plan	FY2012 Governor	FY2011 Management Plan vs FY2012 Governor	
Totals:							
Unrestricted Gen (UGF)	24,641.7	39,580.2	43,592.3	43,592.3	36,437.1	-7,155.2	-16.4%
Designated Gen (DGF)	68,581.1	73,002.3	73,490.1	73,490.1	70,941.4	-2,548.7	-3.5%
Other Funds	28,371.2	29,714.6	30,208.3	30,208.3	34,317.2	4,108.9	13.6%
Federal Funds	50,998.0	65,538.7	65,828.5	65,828.5	63,482.7	-2,345.8	-3.6%
Positions:							
Permanent Full Time	528	528	534	538	538	0	0.0%
Permanent Part Time	2	2	3	3	3	0	0.0%
Non Permanent	15	16	16	13	12	-1	-7.7%

Component Summary General Funds Only
Department of Commerce, Community, and Economic Development

Results Delivery Unit/ Component	FY2010 Actuals	FY2011 Conference Committee (Final)	FY2011 Authorized	FY2011 Management Plan	FY2012 Governor	FY2011 Management Plan vs FY2012 Governor	
Executive Administration and Development							
Commissioner's Office	98.9	100.9	1,602.3	1,602.3	1,105.0	-497.3	-31.0%
Administrative Services	1,250.2	1,304.2	1,305.4	1,305.4	1,364.4	59.0	4.5%
RDU Totals:	1,349.1	1,405.1	2,907.7	2,907.7	2,469.4	-438.3	-15.1%
Community and Regional Affairs							
Community & Regional Affairs	5,792.7	13,049.4	13,053.9	13,053.9	6,817.1	-6,236.8	-47.8%
Office of Economic Development	1,744.1	2,757.1	2,772.0	2,772.0	0.0	-2,772.0	-100.0%
RDU Totals:	7,536.8	15,806.5	15,825.9	15,825.9	6,817.1	-9,008.8	-56.9%
Economic Development							
Economic Development	0.0	0.0	0.0	0.0	8,420.4	8,420.4	100.0%
RDU Totals:	0.0	0.0	0.0	0.0	8,420.4	8,420.4	100.0%
Qualified Trade Association Contract							
Qualified Trade Assoc Contract	9,000.0	9,000.0	9,000.0	9,000.0	5,981.8	-3,018.2	-33.5%
RDU Totals:	9,000.0	9,000.0	9,000.0	9,000.0	5,981.8	-3,018.2	-33.5%
Banking and Securities							
Banking and Securities	2,846.0	3,324.6	3,458.4	3,458.4	3,512.4	54.0	1.6%
RDU Totals:	2,846.0	3,324.6	3,458.4	3,458.4	3,512.4	54.0	1.6%
Corporations, Business and Professional Licensing							
Corp, Bus & Prof Licensing	9,854.3	10,038.7	10,222.0	10,222.0	10,431.9	209.9	2.1%
RDU Totals:	9,854.3	10,038.7	10,222.0	10,222.0	10,431.9	209.9	2.1%
Insurance							
Insurance Operations	6,392.2	6,825.7	6,836.3	6,836.3	7,020.5	184.2	2.7%
RDU Totals:	6,392.2	6,825.7	6,836.3	6,836.3	7,020.5	184.2	2.7%
DCED State Facilities Rent							
DCED State Facilities Rent	585.0	585.0	585.0	585.0	585.0	0.0	0.0%
RDU Totals:	585.0	585.0	585.0	585.0	585.0	0.0	0.0%
Investments							
Investments	4,262.6	4,720.7	4,812.2	4,812.2	0.0	-4,812.2	-100.0%
RDU Totals:	4,262.6	4,720.7	4,812.2	4,812.2	0.0	-4,812.2	-100.0%
Alaska Energy Authority							
AEA Rural Energy Operations	1,150.5	1,330.4	1,429.5	1,429.5	1,919.4	489.9	34.3%
AEA Technical Assistance	100.7	100.7	100.7	100.7	100.7	0.0	0.0%
AEA Power Cost Equalization	31,655.3	36,300.0	36,300.0	36,300.0	34,340.0	-1,960.0	-5.4%
Alternative Energy & Efficiency	559.2	855.2	3,245.5	3,245.5	3,151.9	-93.6	-2.9%
RDU Totals:	33,465.7	38,586.3	41,075.7	41,075.7	39,512.0	-1,563.7	-3.8%
Alaska Seafood Marketing Institute							
Alaska Seafood Marketing Inst	10,751.7	13,680.3	13,715.4	13,715.4	13,787.0	71.6	0.5%
RDU Totals:	10,751.7	13,680.3	13,715.4	13,715.4	13,787.0	71.6	0.5%
Regulatory Commission of Alaska							
Reg Comm of AK	7,060.4	8,361.7	8,395.2	8,395.2	8,587.8	192.6	2.3%
RDU Totals:	7,060.4	8,361.7	8,395.2	8,395.2	8,587.8	192.6	2.3%
Serve Alaska							
Serve Alaska	119.0	247.9	248.6	248.6	253.2	4.6	1.9%

Component Summary General Funds Only
Department of Commerce, Community, and Economic Development

Results Delivery Unit/ Component	FY2010 Actuals	FY2011 Conference Committee (Final)	FY2011 Authorized	FY2011 Management Plan	FY2012 Governor	FY2011 Management Plan vs FY2012 Governor	
RDU Totals:	119.0	247.9	248.6	248.6	253.2	4.6	1.9%
Unrestricted Gen (UGF):	24,641.7	39,580.2	43,592.3	43,592.3	36,437.1	-7,155.2	-16.4%
Designated Gen (DGF):	68,581.1	73,002.3	73,490.1	73,490.1	70,941.4	-2,548.7	-3.5%
Other Funds:	0.0	0.0	0.0	0.0	0.0	0.0	0.0%
Federal Funds:	0.0	0.0	0.0	0.0	0.0	0.0	0.0%
Total Funds:	93,222.8	112,582.5	117,082.4	117,082.4	107,378.5	-9,703.9	-8.3%

Component Summary All Funds
Department of Commerce, Community, and Economic Development

Results Delivery Unit/ Component	FY2010 Actuals	FY2011 Conference Committee (Final)	FY2011 Authorized	FY2011 Management Plan	FY2012 Governor	FY2011 Management Plan vs FY2012 Governor	
Executive Administration and Development							
Commissioner's Office	1,010.1	933.2	2,444.7	2,444.7	2,111.7	-333.0	-13.6%
Administrative Services	4,425.6	4,592.1	4,594.8	4,594.8	5,127.1	532.3	11.6%
RDU Totals:	5,435.7	5,525.3	7,039.5	7,039.5	7,238.8	199.3	2.8%
Community and Regional Affairs							
Community & Regional Affairs	8,141.4	16,982.0	16,986.5	16,986.5	10,848.6	-6,137.9	-36.1%
Office of Economic Development	2,867.4	3,282.8	3,299.1	3,299.1	0.0	-3,299.1	-100.0%
RDU Totals:	11,008.8	20,264.8	20,285.6	20,285.6	10,848.6	-9,437.0	-46.5%
Revenue Sharing							
Payment in Lieu of Taxes	9,925.5	10,100.0	10,100.0	10,100.0	10,100.0	0.0	0.0%
National Forest Receipts	18,590.5	17,103.4	17,103.4	17,103.4	15,025.9	-2,077.5	-12.1%
Fisheries Taxes	3,361.1	3,600.0	3,600.0	3,600.0	3,600.0	0.0	0.0%
RDU Totals:	31,877.1	30,803.4	30,803.4	30,803.4	28,725.9	-2,077.5	-6.7%
Economic Development							
Economic Development	0.0	0.0	0.0	0.0	8,958.6	8,958.6	100.0%
RDU Totals:	0.0	0.0	0.0	0.0	8,958.6	8,958.6	100.0%
Qualified Trade Association Contract							
Qualified Trade Assoc Contract	9,000.0	9,000.0	9,000.0	9,000.0	9,000.0	0.0	0.0%
RDU Totals:	9,000.0	9,000.0	9,000.0	9,000.0	9,000.0	0.0	0.0%
Banking and Securities							
Banking and Securities	2,846.0	3,324.6	3,458.4	3,458.4	3,512.4	54.0	1.6%
RDU Totals:	2,846.0	3,324.6	3,458.4	3,458.4	3,512.4	54.0	1.6%
Corporations, Business and Professional Licensing							
Corp, Bus & Prof Licensing	10,222.9	11,151.9	11,335.8	11,335.8	11,537.5	201.7	1.8%
RDU Totals:	10,222.9	11,151.9	11,335.8	11,335.8	11,537.5	201.7	1.8%
Insurance							
Insurance Operations	6,436.1	6,957.3	6,967.9	6,967.9	7,161.5	193.6	2.8%
RDU Totals:	6,436.1	6,957.3	6,967.9	6,967.9	7,161.5	193.6	2.8%
DCED State Facilities Rent							
DCED State Facilities Rent	1,233.3	1,345.2	1,345.2	1,345.2	1,345.2	0.0	0.0%
RDU Totals:	1,233.3	1,345.2	1,345.2	1,345.2	1,345.2	0.0	0.0%
Investments							
Investments	4,264.6	4,725.0	4,816.5	4,816.5	0.0	-4,816.5	-100.0%
RDU Totals:	4,264.6	4,725.0	4,816.5	4,816.5	0.0	-4,816.5	-100.0%
Alaska Aerospace Corporation							
AK Aerospace Corp	3,756.8	4,491.5	4,551.3	4,551.3	4,645.3	94.0	2.1%
AAC Facilities Maintenance	13,053.8	24,229.9	24,282.7	24,282.7	24,389.2	106.5	0.4%
RDU Totals:	16,810.6	28,721.4	28,834.0	28,834.0	29,034.5	200.5	0.7%
Alaska Energy Authority							
AEA Owned Facilities	217.4	1,067.1	1,067.1	1,067.1	1,067.1	0.0	0.0%
AEA Rural Energy Operations	3,115.0	5,587.3	5,686.4	5,686.4	5,876.3	189.9	3.3%
AEA Technical Assistance	100.7	100.7	100.7	100.7	100.7	0.0	0.0%
AEA Power Cost Equalization	31,655.3	36,300.0	36,300.0	36,300.0	34,340.0	-1,960.0	-5.4%

Component Summary All Funds
Department of Commerce, Community, and Economic Development

Results Delivery Unit/ Component	FY2010 Actuals	FY2011 Conference Committee (Final)	FY2011 Authorized	FY2011 Management Plan	FY2012 Governor	FY2011 Management Plan vs FY2012 Governor	
Alternative Energy & Efficiency	2,682.4	1,307.7	3,698.0	3,698.0	3,604.4	-93.6	-2.5%
RDU Totals:	37,770.8	44,362.8	46,852.2	46,852.2	44,988.5	-1,863.7	-4.0%
Alaska Industrial Development and Export Authority							
AIDEA	10,396.9	10,447.0	10,903.1	10,903.1	11,264.2	361.1	3.3%
AIDEA Facilities Maintenance	291.7	262.0	262.0	262.0	262.0	0.0	0.0%
RDU Totals:	10,688.6	10,709.0	11,165.1	11,165.1	11,526.2	361.1	3.2%
Alaska Seafood Marketing Institute							
Alaska Seafood Marketing Inst	15,247.7	18,680.3	18,715.4	18,715.4	18,787.0	71.6	0.4%
RDU Totals:	15,247.7	18,680.3	18,715.4	18,715.4	18,787.0	71.6	0.4%
Regulatory Commission of Alaska							
Reg Comm of AK	7,073.8	8,699.4	8,732.9	8,732.9	8,932.1	199.2	2.3%
RDU Totals:	7,073.8	8,699.4	8,732.9	8,732.9	8,932.1	199.2	2.3%
Serve Alaska							
Serve Alaska	2,676.0	3,565.4	3,767.3	3,767.3	3,581.6	-185.7	-4.9%
RDU Totals:	2,676.0	3,565.4	3,767.3	3,767.3	3,581.6	-185.7	-4.9%
Unrestricted Gen (UGF):	24,641.7	39,580.2	43,592.3	43,592.3	36,437.1	-7,155.2	-16.4%
Designated Gen (DGF):	68,581.1	73,002.3	73,490.1	73,490.1	70,941.4	-2,548.7	-3.5%
Other Funds:	28,371.2	29,714.6	30,208.3	30,208.3	34,317.2	4,108.9	13.6%
Federal Funds:	50,998.0	65,538.7	65,828.5	65,828.5	63,482.7	-2,345.8	-3.6%
Total Funds:	172,592.0	207,835.8	213,119.2	213,119.2	205,178.4	-7,940.8	-3.7%
Permanent Full Time:	528	528	534	538	538	0	0.0%
Permanent Part Time:	2	2	3	3	3	0	0.0%
Non Permanent:	15	16	16	13	12	-1	-7.7%
Total Positions:	545	546	553	554	553	-1	-0.2%

Restricted Revenue Summary by Component
Department of Commerce, Community, and Economic Development
51015 Interagency Receipts Only

Scenario: FY2012 Governor (8665)

Master Revenue Account	Sub Revenue Account	Component	Total
Department of Commerce, Community, and Economic Development Totals:			16,599.6
51015 Interagency Receipts	51015 Interagency Receipts	Not Specified	140.0
51015 Interagency Receipts	51015 Interagency Receipts	Statewide	985.6
51015 Interagency Receipts	59015 Office Of The Governr	Executive Office	54.4
51015 Interagency Receipts	59020 Administration	Motor Vehicles	52.2
51015 Interagency Receipts	59040 Revenue	Tax Division	3,600.0
51015 Interagency Receipts	59060 Health & Social Svcs	Not Specified	4.3
51015 Interagency Receipts	59080 Commrc & Economc Dev	AIDEA	199.2
51015 Interagency Receipts	59080 Commrc & Economc Dev	AK Aerospace Corp	136.0
51015 Interagency Receipts	59080 Commrc & Economc Dev	AK State Community Services Com	15.0
51015 Interagency Receipts	59080 Commrc & Economc Dev	Alaska Seafood Marketing Inst	141.6
51015 Interagency Receipts	59080 Commrc & Economc Dev	Banking and Securities	516.6
51015 Interagency Receipts	59080 Commrc & Economc Dev	Community & Regional Affairs	1,089.7
51015 Interagency Receipts	59080 Commrc & Economc Dev	Corp, Bus & Prof Licensing	1,812.4
51015 Interagency Receipts	59080 Commrc & Economc Dev	Economic Development	148.6
51015 Interagency Receipts	59080 Commrc & Economc Dev	Insurance Operations	1,093.4
51015 Interagency Receipts	59080 Commrc & Economc Dev	Not Specified	6,217.5
51015 Interagency Receipts	59080 Commrc & Economc Dev	Reg Comm of AK	361.7
51015 Interagency Receipts	59080 Commrc & Economc Dev	Serve Alaska	15.4
51015 Interagency Receipts	59250 Dotpf Op, Tpb,& Othr	Marine Vessel Operations	16.0
RDU: Executive Administration and Development (119)			4,769.4
51015 Interagency Receipts	59080 Commrc & Economc Dev	AIDEA	199.2
51015 Interagency Receipts	59080 Commrc & Economc Dev	AK Aerospace Corp	136.0
51015 Interagency Receipts	59080 Commrc & Economc Dev	AK State Community Services Com	15.0
51015 Interagency Receipts	59080 Commrc & Economc Dev	Alaska Seafood Marketing Inst	141.6
51015 Interagency Receipts	59080 Commrc & Economc Dev	Banking and Securities	440.5
51015 Interagency Receipts	59080 Commrc & Economc Dev	Community & Regional Affairs	1,089.7
51015 Interagency Receipts	59080 Commrc & Economc Dev	Corp, Bus & Prof Licensing	1,440.4
51015 Interagency Receipts	59080 Commrc & Economc Dev	Economic Development	115.0
51015 Interagency Receipts	59080 Commrc & Economc Dev	Insurance Operations	814.9
51015 Interagency Receipts	59080 Commrc & Economc Dev	Reg Comm of AK	361.7
51015 Interagency Receipts	59080 Commrc & Economc Dev	Serve Alaska	15.4
Component: Commissioner's Office (1027)			1,006.7
51015 Interagency Receipts	59080 Commrc & Economc Dev	AIDEA	130.0
51015 Interagency Receipts	59080 Commrc & Economc Dev	AK Aerospace Corp	87.0
51015 Interagency Receipts	59080 Commrc & Economc Dev	AK State Community Services Com	15.0
51015 Interagency Receipts	59080 Commrc & Economc Dev	Alaska Seafood Marketing Inst	44.1
51015 Interagency Receipts	59080 Commrc & Economc Dev	Banking and Securities	48.0
51015 Interagency Receipts	59080 Commrc & Economc Dev	Community & Regional Affairs	117.0
51015 Interagency Receipts	59080 Commrc & Economc Dev	Corp, Bus & Prof Licensing	190.0
51015 Interagency Receipts	59080 Commrc & Economc Dev	Economic Development	115.0
51015 Interagency Receipts	59080 Commrc & Economc Dev	Insurance Operations	116.7
51015 Interagency Receipts	59080 Commrc & Economc Dev	Reg Comm of AK	128.5
51015 Interagency Receipts	59080 Commrc & Economc Dev	Serve Alaska	15.4
Component: Administrative Services (1028)			3,762.7
51015 Interagency Receipts	59080 Commrc & Economc Dev	AIDEA	69.2
51015 Interagency Receipts	59080 Commrc & Economc Dev	AK Aerospace Corp	49.0
51015 Interagency Receipts	59080 Commrc & Economc Dev	Alaska Seafood Marketing Inst	97.5
51015 Interagency Receipts	59080 Commrc & Economc Dev	Banking and Securities	392.5
51015 Interagency Receipts	59080 Commrc & Economc Dev	Community & Regional Affairs	972.7
51015 Interagency Receipts	59080 Commrc & Economc Dev	Corp, Bus & Prof Licensing	1,250.4
51015 Interagency Receipts	59080 Commrc & Economc Dev	Insurance Operations	698.2
51015 Interagency Receipts	59080 Commrc & Economc Dev	Reg Comm of AK	233.2
RDU: Community and Regional Affairs (405)			497.9
51015 Interagency Receipts	51015 Interagency Receipts	Statewide	497.9
Component: Community and Regional Affairs (2879)			497.9
51015 Interagency Receipts	51015 Interagency Receipts	Statewide	497.9
RDU: Revenue Sharing (217)			3,600.0
51015 Interagency Receipts	59040 Revenue	Tax Division	3,600.0
Component: Fisheries Taxes (2482)			3,600.0
51015 Interagency Receipts	59040 Revenue	Tax Division	3,600.0
RDU: Economic Development (598)			126.9

Restricted Revenue Summary by Component
Department of Commerce, Community, and Economic Development
51015 Interagency Receipts Only

Scenario: FY2012 Governor (8665)

Master Revenue Account	Sub Revenue Account	Component	Total
51015 Interagency Receipts	59015 Office Of The Governr	Executive Office	54.4
51015 Interagency Receipts	59020 Administration	Motor Vehicles	52.2
51015 Interagency Receipts	59060 Health & Social Svcs	Not Specified	4.3
51015 Interagency Receipts	59250 Dotpf Op, Tpb,& Othr	Marine Vessel Operations	16.0
Component: Economic Development (801)			126.9
51015 Interagency Receipts	59015 Office Of The Governr	Executive Office	54.4
51015 Interagency Receipts	59020 Administration	Motor Vehicles	52.2
51015 Interagency Receipts	59060 Health & Social Svcs	Not Specified	4.3
51015 Interagency Receipts	59250 Dotpf Op, Tpb,& Othr	Marine Vessel Operations	16.0
RDU: Corporations, Business and Professional Licensing (117)			437.7
51015 Interagency Receipts	51015 Interagency Receipts	Statewide	437.7
Component: Corporations, Business and Professional Licensing (2360)			437.7
51015 Interagency Receipts	51015 Interagency Receipts	Statewide	437.7
RDU: DCED State Facilities Rent (411)			760.2
51015 Interagency Receipts	59080 Commrc & Econmc Dev	Banking and Securities	76.1
51015 Interagency Receipts	59080 Commrc & Econmc Dev	Corp, Bus & Prof Licensing	372.0
51015 Interagency Receipts	59080 Commrc & Econmc Dev	Economic Development	33.6
51015 Interagency Receipts	59080 Commrc & Econmc Dev	Insurance Operations	278.5
Component: DCED State Facilities Rent (2472)			760.2
51015 Interagency Receipts	59080 Commrc & Econmc Dev	Banking and Securities	76.1
51015 Interagency Receipts	59080 Commrc & Econmc Dev	Corp, Bus & Prof Licensing	372.0
51015 Interagency Receipts	59080 Commrc & Econmc Dev	Economic Development	33.6
51015 Interagency Receipts	59080 Commrc & Econmc Dev	Insurance Operations	278.5
RDU: Alaska Energy Authority (453)			50.0
51015 Interagency Receipts	51015 Interagency Receipts	Statewide	50.0
Component: Statewide Project Development, Alternative Energy and Efficiency (2888)			50.0
51015 Interagency Receipts	51015 Interagency Receipts	Statewide	50.0
RDU: Alaska Industrial Development and Export Authority (125)			6,217.5
51015 Interagency Receipts	59080 Commrc & Econmc Dev	Not Specified	6,217.5
Component: Alaska Industrial Development and Export Authority (1234)			6,217.5
51015 Interagency Receipts	59080 Commrc & Econmc Dev	Not Specified	6,217.5
RDU: Regulatory Commission of Alaska (399)			140.0
51015 Interagency Receipts	51015 Interagency Receipts	Not Specified	140.0
Component: Regulatory Commission of Alaska (2417)			140.0
51015 Interagency Receipts	51015 Interagency Receipts	Not Specified	140.0