

# **State of Alaska FY2013 Governor's Operating Budget**

**Department of Revenue**

## Department of Revenue

### Mission

The mission of the Department of Revenue is to collect, distribute and invest funds for public purposes.

### Core Services

- Coordinate, develop and promote programs for collection and investment of public funds
- Provide controls and enforcement for the collection, investment and payment of funds for the Tax Division, Treasury Division, Permanent Fund Dividend Division, and Child Support Services Division
- Provide administrative support for the following authorities, boards, and corporations: Alaska Retirement Management Board; Alaska Mental Health Trust Authority; Office of the Long-term Care Ombudsman; Alaska Municipal Bond Bank Authority; Alaska Natural Gas Development Authority; Alaska Housing Finance Corporation; and Alaska Permanent Fund Corporation

### Prioritization of Agency Programs





(Statutory Reference AS 37.07.050(a)(13))

CURRENT CAPACITY									
Priority Programs	UGF	DGF	Other	Fed	Total	PFT	PPT	NP	% GF
1 Funds Collection	20,036.6	1,132.7	11,873.4	36,188.9	69,231.6	448	27	17	52.4%
2 Funds Distribution	4,855.0	7,981.3	31,623.6	37,437.1	81,897.0	302	13	1	31.8%
3 Funds Investment	5,884.8	242.5	150,956.7	309.2	157,393.2	123	0	2	15.2%
4 Safety for Alaskans	265.9	0.0	418.1	0.0	684.0	5	0	0	0.7%
<b>FY2012 Management Plan</b>	<b>31,042.3</b>	<b>9,356.5</b>	<b>194,871.8</b>	<b>73,935.2</b>	<b>309,205.8</b>	<b>878</b>	<b>40</b>	<b>20</b>	

### Priority Programs - Key Performance Indicators

(Additional performance information is available on the web at <http://omb.alaska.gov/results.>)

#### Funds Collection

-  The Tax Division conducted 68 compliance projects in FY2011 which resulted in the identification of 98 new taxpayers and the continued education of existing taxpayers. In addition, 500 new cigarette taxpayers were identified through continued compliance efforts focused on Internet sales of cigarettes coming into the state.
-  In FY2011, 98.5% of known taxpayers filed their tax returns and made their tax payments timely. This is an increase from FY2010, and above the goal of 90%.
-  FY2011 child support collections net of Permanent Fund Dividends increased 3.53% over FY2010. The division saw a \$4 million increase in all areas of collections.
-  The Tax Division did not meet their goal of a 2,000 hour increase in audit hours in FY2011. Although total audit time spent conducting oil and gas production tax audits increased by 2,630 hours, total hours for the division decreased by 3,202 hours. This decrease was due to several factors including increased training of new corporate income tax auditors and increased compliance projects in excise taxes.

#### Funds Distribution

-  The increase in child support collections from all sources resulted in increased

disbursements to custodial parents and children by Child Support Services of \$3.3 million during FY2011, or 2.94% more than in FY2010.

- ↑ The estimated administrative cost per Permanent Fund Dividend was reduced by \$0.98 from 2010 to 2011, a 7% decrease per dividend paid.
- ↑ There are a total of 58 new Senior Housing units that will be available to seniors as a result of the AHFC 2011 funding cycle, an increase of 6.4%. An additional 21 units of senior housing were rehabilitated using AHFC funding in 2011. AHFC is working to increase senior housing units by 10%.
- ➔ AHFC's Multi-Family unit production increased by 1.78% in FY2011. AHFC has not met its 10% target and cannot compete with other financing options to pursue that level of originations.

**Funds Investment**

- ↑ Returns for 9 of the 10 funds under the fiduciary responsibility of the Commissioner of Revenue exceeded the applicable 1-year target returns during FY2011.
- ↑ The Permanent Fund FY2011 year end value was \$40.1 billion, up \$6.8 billion from the prior year. The 10-year rolling real rate of return was 3.6%, falling short of the 5% target
- ➔ During FY2011, rating agencies received updates from the State Debt Manager as well as a formal presentation that resulted in Alaska's rating being upgraded to Aaa by Moody's and remaining AA+ by Fitch Ratings and Standard & Poor's. All three rating agencies maintained the state's rating as stable.
- ➔ Savings were achieved in each of the five issues of the Alaska Municipal Bond Bank and each one of the 13 loans made with those funds and one additional loan made directly from the bond bank. Savings aggregated \$13.6 million. AMBBA has achieved its target of 100% for the past six years.

**Safety for Alaskans**

- ➔ There were a total of 824 complaints received from complainants in FY2011 by the Long Term Care Ombudsman. Only 711 required action on the part of the LTCO, and of these, 390 (55%) were partially or fully resolved to the satisfaction of the complainant.
- ↑ The Long Term Care Ombudsman office investigated 98% of abuse cases with risk of harm within one working day. This is an improvement of 3% over the previous fiscal year.
- ↑ The LTCO continued their efforts to establish a viable Volunteer LTCO program by training twelve new volunteers in FY2011, 2.5 times as many as in FY2010. Volunteers increase resident access to ombudsman services.

<b>Major Activities to Advance Strategies</b>	
<ul style="list-style-type: none"> <li>• Increase tax compliance by educating Alaskans about Alaska's tax programs; enforce tax compliance through audit with focus on high risk returns</li> <li>• Monitor and manage the investment risk of the funds under the fiduciary responsibility of the Commissioner of Revenue</li> <li>• Work with all public debt issuers in Alaska to defend state credit rating</li> <li>• Expand functionality of online PFD applicant status inquiry and information, and allocate staff to balance workload and public response needs</li> <li>• Increase electronic payments and disbursements of child support</li> </ul>	

## **Key Department Challenges**

### **Funds Collection**

- To maintain the integrity of core tax programs in the face of resource demands from major revenue and investment initiatives and aging or nonexistent information management systems.
- To provide assistance to the governor and legislature in evaluating current and potential revenue sources and improving the quality of the financial data collected to support revenue forecasts with the goal of developing a stable fiscal policy for the state.
- To provide key decision makers (governor and legislature) with the information necessary to adopt a fiscal plan to insure that the State of Alaska has the financial resources necessary to provide constitutionally required public services in an era of volatile oil prices and declining production.
- To estimate oil and gas revenues in light of the highly volatile oil and gas market coupled with uncertainties in the U.S. economy.

### **Funds Distribution**

- The federal establishment of tribal child support programs continues to require extensive coordination and personnel time supporting these new entities. The Child Support Services Division continues to work with the tribal child support programs.
- To use technology improvements to process approximately 650,000 Permanent Fund Dividend applications and another 1.5 million supporting documents annually and within a limited budget. The increase in applications will prove to be a key challenge in communication costs, resource allocation, and timely payment.
- Maintain smooth administration of the expanded Rebate and Weatherization Programs by the Alaska Housing Finance Corporation (AHFC). The challenge with the dramatic increase in funding a couple of years ago for these two programs are to determine and maintain adequate funding for the continuation of these programs, along with staffing, training and monitoring the internal operations as well as meeting the demands for energy raters and weatherization crews. In the ramp up period, AHFC has hired additional staff, as well as, additional contractors and provided hundreds of hours of training, with additional training lined up as needed. New funding is needed to continue these programs.

### **Funds Investment**

- Managing investment risk in the current low interest rate environment and during market volatility.
- Over the past several years, the total assets in GeFONSI (General fund and other non-segregated investments), the Constitutional Budget Reserve Fund and other smaller funds managed by Treasury have grown to the point that they now are larger than the assets of the retirement funds managed by Treasury. At this time, the total assets under management by Treasury are comparable to those of the Permanent Fund. This increase in assets under management, along with the complexity of managing multiple investment mandates, creates investment challenges.
- Maintaining corporation best practices and necessary due diligence relating to an ever growing and complex Permanent Fund.
- Bringing all State of Alaska departments into mandatory compliance with the Payment Card Industry (PCI) Security Standard requirement for credit card payment acceptance and security of sensitive credit card data.
- Provide analysis of the effects of in-state gas pipeline initiatives on the commercialization of North Slope natural gas.

- The Alaska Municipal Bond Bank Authority will continue to seek to maintain the diversity of the municipalities in the pool, including attempts to attract stronger municipalities with stronger credit ratings, and a broader array of municipal enterprise credits. Having a portfolio of borrowers that represents a diversity of regions and economic activity helps ensure the Bond Bank maintains its favorable credit rating.
- Continue to develop partnering initiatives to leverage funds from private corporations, foundations, and other funding sources for Mental Health Trust beneficiary related programs.
- A key challenge for AHFC is to continue to adapt to the changes in the state and national economies. The Finance and Mortgage divisions continuously work to increase mortgage activity in a volatile interest rate and mortgage environment. The Corporation's challenge is to achieve a cost of funds that allows the Corporation to earn a spread while offering a competitive mortgage rate.

### **Safety for Alaskans**

- To respond to a rapidly rising number of complaints and requests for assistance from the public on behalf of seniors. The number of complaints to the Long Term Care Ombudsman (LTCO) increased 200% between FY 2008 and FY 2010, and the trend continued into FY2011 with another increase in complaints of 70%. Even with the additional investigator position funded in FY2011, the LTCO is challenged to investigate the rising number of complaints from the public. Alaska has the fastest growing senior population in the nation, according to the Alaska Commission on Aging.

## **Significant Changes in Results to be Delivered in FY2013**

### **Funds Collection**

- The Tax Division will begin implementation of an integrated revenue management system which will replace nonexistent, aging, or failing revenue data systems in an effort to more efficiently manage the collection and reporting of state tax revenues. This project received funding of \$35 million and will take approximately five years to fully implement.

### **Funds Distribution**

- The Child Support Services Division continues to look at the payment options that can be made available to non custodial parents to pay their child support, such as the use of credit cards. The goal, after working out the fee structures and the programming that will be required in order to accept credit card payments in the central and field offices, is to begin accepting credit cards within the first quarter of FY2013.

## **Major Department Accomplishments in 2011**

### **Funds Collection**

- The Tax Division Initiated a project to identify and standardize critical information needed from the oil and gas industry to enhance the quality of oil and gas audits and the division's ability to more accurately estimate future production tax revenues for state budgeting purposes.
- The Tax Division assessed over \$65 million in additional production tax and interest liabilities as the result of closing six audits covering tax years 2003 through 2007.
- The Child Support Services Division started an outreach program for Alaska teens called "Think About It." This program educates teenagers about the economics of having a baby and the impacts of paying child support. In FY11 the division presented this program to 33 schools located in Anchorage, Ketchikan, Sitka, Kenai and Soldotna.
- During the past 12 months, the Criminal Investigations Unit (CIU) has investigated 863 PFD applications. This

process resulted in 111 applications being denied and 371 new cases opened. Of these, eight individuals have been referred for prosecution.

### **Funds Distribution**

- The Tax Division distributed shared taxes and fees of over \$39 million to 128 communities throughout Alaska.
- In the Permanent Fund Dividend Division, quality control and training programs have been underway for more than two years, resulting in a significant decrease in the number and percent of denials that result in appeal. It is anticipated that the number of appeals will continue to decline.
- Online child support financial statements accessible through myAlaska continue to be a success with custodial and noncustodial parents. This tool allows CSSD's clients to access financial information on their child support case via a computer. The division is receiving very positive feedback from clients as they will no longer have to contact customer service or their caseworker, nor do they have to wait for their statement to be mailed each month.

### **Funds Investment**

- Of the 43 non-retirement funds managed by the Treasury Division, 42 met or exceeded the benchmark returns set by the Commissioner of Revenue, which resulted in additional earnings of more than \$70 million for GeFONSI and Constitutional Budget Reserve Funds.
- The Alaska Retirement Management Board earned over 21% on invested assets in 2011, which was a positive period for most investment categories.
- The Alaska Permanent Fund's total rate of return for the 10-year period ended June 30, 2011 was 6.0%, in line with the benchmark return of 6.0%.
- During 2011 the Alaska Municipal Bond Bank completed five bond issues for a total of \$115.4 million to fund projects or provide debt service savings in the City of King Cove, Aleutians East Borough, Kodiak Island Borough, City of Unalaska, Kenai Peninsula Borough, Ketchikan Gateway Borough, City of Ketchikan, City & Borough of Juneau, City of Soldotna, and Borough of Sitka. These communities are estimated to have saved over \$13.6 million in reduced issuance costs and lower interest expense.
- The Home Energy Rebate Program activity has resulted in 27,394 ratings. Over 15,540 rebates have been paid out since the program started in April 2008 with an average rebate of \$6,360. In the past fiscal year alone, \$56.4 million was paid in rebates. The average annual energy saved is estimated at 33%. There are currently 2,634 people on the waitlist for this program.

### **Safety for Alaskans**

- The Long Term Care Ombudsman's (LTCO) Office recruited, trained, supervised, and retained 12 volunteer ombudsmen who, with LTCO staff, made unannounced visits to 187 facilities to monitor conditions and resolve complaints. All volunteers certified in FY2011 were retained in service by year's end.
- The LTCO investigated 95% of cases involving imminent harm to a vulnerable adult in long term care within one working day.

**Contact Information**

**Commissioner:** Bryan Butcher  
**Phone:** (907) 465-2300  
**Fax:** (907) 465-2389  
**E-mail:** bryan.butcher@alaska.gov

**Administrative Services Director:** Jerry Burnett  
**Phone:** (907) 465-2312  
**Fax:** (907) 465-1685  
**E-mail:** jerry.burnett@alaska.gov

**Department Budget Summary by RDU**

*All dollars shown in thousands*

	FY2011 Actuals				FY2012 Management Plan				FY2013 Governor			
	UGF+DGF Funds	Other Funds	Federal Funds	Total Funds	UGF+DGF Funds	Other Funds	Federal Funds	Total Funds	UGF+DGF Funds	Other Funds	Federal Funds	Total Funds
<b>Formula Expenditures</b> None.												
<b>Non-Formula Expenditures</b>												
Taxation and Treasury	27,408.1	35,335.4	0.0	62,743.5	29,064.9	46,368.0	0.0	75,432.9	30,295.9	46,573.4	0.0	76,869.3
Child Support Services	7,806.3	0.0	17,266.1	25,072.4	8,989.8	0.0	18,585.1	27,574.9	9,167.1	0.0	18,929.4	28,096.5
Administration and Support	1,669.6	2,843.6	1,274.9	5,788.1	1,758.3	2,422.2	1,283.3	5,463.8	1,092.6	2,615.9	1,317.7	5,026.2
AK Natural Gas Dev Authority	311.9	302.9	0.0	614.8	319.9	0.0	0.0	319.9	326.7	110.0	0.0	436.7
Mental Health Trust Authority	208.0	3,307.8	0.0	3,515.8	265.9	3,593.1	0.0	3,859.0	298.8	3,623.6	0.0	3,922.4
AK Municipal Bond Bank Auth	2,450.0	695.6	0.0	3,145.6	0.0	834.0	0.0	834.0	0.0	838.5	0.0	838.5
Alaska Housing Finance Corp	15,640.6	32,457.4	56,170.3	104,268.3	0.0	35,715.5	54,066.8	89,782.3	0.0	39,476.1	54,637.1	94,113.2
AK Permanent Fund Corporation	0.0	92,673.4	0.0	92,673.4	0.0	10,639.0	0.0	10,639.0	0.0	11,116.1	0.0	11,116.1
PFC Custody and Management Fees	0.0	0.0	0.0	0.0	0.0	95,300.0	0.0	95,300.0	0.0	108,200.0	0.0	108,200.0
<b>Totals</b>	<b>55,494.5</b>	<b>167,616.1</b>	<b>74,711.3</b>	<b>297,821.9</b>	<b>40,398.8</b>	<b>194,871.8</b>	<b>73,935.2</b>	<b>309,205.8</b>	<b>41,181.1</b>	<b>212,553.6</b>	<b>74,884.2</b>	<b>328,618.9</b>



### Funding Source Summary

*All dollars in thousands*

Funding Sources	FY2011 Actuals	FY2012 Management Plan	FY2013 Governor
1002 Federal Receipts	71,184.7	70,851.9	71,766.5
1003 General Fund Match	6,494.4	7,467.0	7,643.6
1004 General Fund Receipts	39,984.1	23,323.2	23,623.6
1005 General Fund/Program Receipts	966.9	1,007.9	1,040.9
1007 Inter-Agency Receipts	7,502.7	7,396.2	7,662.2
1016 CSSD Federal Incentive Payments	1,954.7	1,800.0	1,800.0
1017 Benefits Systems Receipts	1,182.1	1,693.8	1,711.0
1027 International Airport Revenue Fund	29.3	33.1	33.6
1029 Public Employees Retirement System Fund	20,997.2	26,080.9	26,141.5
1034 Teachers Retirement System Fund	9,117.6	13,446.9	13,471.3
1037 General Fund / Mental Health	82.9	252.1	298.8
1042 Judicial Retirement System	255.6	377.2	377.9
1045 National Guard & Naval Militia Retirement System	49.1	243.5	243.7
1046 Student Revolving Loan Fund	5.4	55.0	55.0
1050 Permanent Fund Dividend Fund	7,733.6	8,063.4	8,221.0
1061 Capital Improvement Project Receipts	1,960.2	3,602.1	6,814.6
1066 Public School Fund	95.3	107.4	108.9
1094 Mental Health Trust Administration	2,807.6	3,065.0	3,168.4
1098 Children's Trust Earnings	10.2		
1099 Children's Trust Principal		15.2	
1103 Alaska Housing Finance Corporation Receipts	30,202.4	31,434.4	32,629.5
1104 Alaska Municipal Bond Bank Receipts	695.6	834.0	838.5
1105 Alaska Permanent Fund Corporation Receipts	92,757.9	106,026.6	119,406.4
1108 Statutory Designated Program Receipts	53.4	559.1	
1133 CSSD Administrative Cost Reimbursement	1,274.9	1,283.3	1,317.7
1169 PCE Endowment Fund	127.1	162.6	244.3
1192 Mine Reclamation Trust Fund		24.0	
1212 Federal Stimulus: ARRA 2009	297.0		
<b>Totals</b>	<b>297,821.9</b>	<b>309,205.8</b>	<b>328,618.9</b>

### Position Summary

Funding Sources	FY2012 Management Plan	FY2013 Governor
Permanent Full Time	878	880
Permanent Part Time	40	36
Non Permanent	20	19
<b>Totals</b>	<b>938</b>	<b>935</b>

## FY2013 Capital Budget Request

Project Title	Unrestricted Gen (UGF)	Designated Gen (DGF)	Other Funds	Federal Funds	Total Funds
Child Support Services Case Management System Modernization Plan	557,000	0	0	1,080,000	1,637,000
Child Support Services Computer Replacement Project Phase 3	69,400	0	0	134,600	204,000
Child Support Services Interactive Voice Response System Replacement	78,200	0	0	151,800	230,000
Permanent Fund Corporation Office Space Rewiring	0	0	50,000	0	50,000
Alaska Gasline Development Corporation - Year 3 In-State Gas Project	21,000,000	0	0	0	21,000,000
AHFC Domestic Violence Housing Assistance Program	1,328,400	0	0	0	1,328,400
AHFC Statewide Project Improvements	2,000,000	0	0	0	2,000,000
AHFC Building System Replacement Program	1,500,000	0	0	0	1,500,000
AHFC Fire Protection Systems	2,200,000	0	0	0	2,200,000
AHFC Security Systems Replacement/Upgrades	500,000	0	0	0	500,000
AHFC Supplemental Housing Development Program	7,000,000	0	0	0	7,000,000
AHFC Energy Efficiency Monitoring Research	1,000,000	0	0	0	1,000,000
AHFC Senior Citizens Housing Development Program	4,500,000	0	0	0	4,500,000
AHFC Housing and Urban Development Federal HOME Grant	750,000	0	0	3,300,000	4,050,000
AHFC Housing and Urban Development Capital Fund Program	0	0	0	3,200,000	3,200,000
AHFC Federal and Other Competitive Grants	1,500,000	0	0	3,000,000	4,500,000
AHFC Competitive Grants for Public Housing	350,000	0	0	750,000	1,100,000
AHFC Statewide ADA Improvements	500,000	0	0	0	500,000
AHFC Housing Loan Program	6,000,000	0	0	0	6,000,000
AHFC Energy Programs	50,000,000	0	0	1,500,000	51,500,000
MH AHFC Homeless Assistance Program	7,150,000	0	850,000	0	8,000,000
MH AHFC Beneficiary and Special Needs Housing	1,750,000	0	0	0	1,750,000
<b>Department Total</b>	<b>109,733,000</b>	<b>0</b>	<b>900,000</b>	<b>13,116,400</b>	<b>123,749,400</b>

*This is an appropriation level summary only. For allocations and the full project details see the capital budget.*

### Summary of Department Budget Changes by RDU

From FY2012 Management Plan to FY2013 Governor

*All dollars shown in thousands*

	<u>Unrestricted Gen (UGF)</u>	<u>Designated Gen (DGF)</u>	<u>Other Funds</u>	<u>Federal Funds</u>	<u>Total Funds</u>
<b>FY2012 Management Plan</b>	<b>31,042.3</b>	<b>9,356.5</b>	<b>194,871.8</b>	<b>73,935.2</b>	<b>309,205.8</b>
<b>Adjustments which will continue current level of service:</b>					
-Taxation and Treasury	452.8	193.4	-20.6	0.0	625.6
-Child Support Services	-601.4	-46.0	0.0	344.3	-303.1
-Administration and Support	-665.7	0.0	73.7	34.4	-557.6
-AK Natural Gas Dev Authority	6.8	0.0	0.0	0.0	6.8
-Mental Health Trust Authority	7.0	0.0	-3,004.7	0.0	-2,997.7
-AK Municipal Bond Bank Auth	0.0	0.0	4.5	0.0	4.5
-Alaska Housing Finance Corp	0.0	0.0	1,284.3	-32,242.3	-30,958.0
-AK Permanent Fund Corporation	0.0	0.0	137.1	0.0	137.1
-PFC Custody and Management Fees	0.0	0.0	-95,300.0	0.0	-95,300.0
<b>Proposed budget decreases:</b>					
-Taxation and Treasury	0.0	-15.2	-274.0	0.0	-289.2
-Mental Health Trust Authority	0.0	0.0	-118.7	0.0	-118.7
<b>Proposed budget increases:</b>					
-Taxation and Treasury	519.6	80.4	500.0	0.0	1,100.0
-Child Support Services	778.7	46.0	0.0	0.0	824.7
-Administration and Support	0.0	0.0	120.0	0.0	120.0
-AK Natural Gas Dev Authority	0.0	0.0	110.0	0.0	110.0
-Mental Health Trust Authority	25.9	0.0	3,153.9	0.0	3,179.8
-Alaska Housing Finance Corp	0.0	0.0	2,476.3	32,812.6	35,288.9
-AK Permanent Fund Corporation	0.0	0.0	340.0	0.0	340.0
-PFC Custody and Management Fees	0.0	0.0	108,200.0	0.0	108,200.0
<b>FY2013 Governor</b>	<b>31,566.0</b>	<b>9,615.1</b>	<b>212,553.6</b>	<b>74,884.2</b>	<b>328,618.9</b>

**Department of Revenue**

<b>Description</b>	<b>FY2011 Actuals</b>	<b>FY2012 Conference Committee</b>	<b>FY2012 Authorized</b>	<b>FY2012 Management Plan</b>	<b>FY2013 Governor</b>	<b>FY2012 Management Plan vs FY2013 Governor</b>	
Department Totals	297,821.9	308,366.3	309,205.8	309,205.8	328,618.9	19,413.1	6.3%
<b>Objects of Expenditure:</b>							
71000 Personal Services	87,000.3	93,279.1	93,279.1	93,506.9	98,239.9	4,733.0	5.1%
72000 Travel	2,000.0	2,193.0	2,193.0	2,170.3	2,220.8	50.5	
73000 Services	165,907.4	176,440.6	178,058.8	177,849.1	192,323.0	14,473.9	8.1%
74000 Commodities	2,938.5	2,543.9	2,543.9	2,548.5	2,593.9	45.4	1.8%
75000 Capital Outlay	825.7	331.0	331.0	331.0	396.0	65.0	19.6%
77000 Grants, Benefits	36,700.0	32,800.0	32,800.0	32,800.0	32,800.0	0.0	0.0%
78000 Miscellaneous	2,450.0	778.7	0.0	0.0	45.3	45.3	100.0%
<b>Funding Source:</b>							
1002 Fed Rcpts (Other)	71,184.7	70,851.9	70,851.9	70,851.9	71,766.5	914.6	1.3%
1003 G/F Match (UGF)	6,494.4	7,467.0	7,467.0	7,467.0	7,643.6	176.6	2.4%
1004 Gen Fund (UGF)	39,984.1	22,583.7	23,323.2	23,323.2	23,623.6	300.4	1.3%
1005 GF/Prgm (DGF)	966.9	1,007.9	1,007.9	1,007.9	1,040.9	33.0	3.3%
1007 I/A Rcpts (Other)	7,502.7	7,396.2	7,396.2	7,396.2	7,662.2	266.0	3.6%
1016 Fed Incent (Other)	1,954.7	1,800.0	1,800.0	1,800.0	1,800.0	0.0	0.0%
1017 Ben Sys (Other)	1,182.1	1,693.8	1,693.8	1,693.8	1,711.0	17.2	1.0%
1027 Int Airprt (Other)	29.3	33.1	33.1	33.1	33.6	0.5	1.5%
1029 P/E Retire (Other)	20,997.2	26,080.9	26,080.9	26,080.9	26,141.5	60.6	0.2%
1034 Teach Ret (Other)	9,117.6	13,446.9	13,446.9	13,446.9	13,471.3	24.4	0.2%
1037 GF/MH (UGF)	82.9	252.1	252.1	252.1	298.8	46.7	18.5%
1042 Jud Retire (Other)	255.6	377.2	377.2	377.2	377.9	0.7	0.2%
1045 Nat Guard (Other)	49.1	243.5	243.5	243.5	243.7	0.2	0.1%
1046 Stdnt Loan (Other)	5.4	55.0	55.0	55.0	55.0	0.0	0.0%
1050 PFD Fund (DGF)	7,733.6	7,963.4	8,063.4	8,063.4	8,221.0	157.6	2.0%
1061 CIP Rcpts (Other)	1,960.2	3,602.1	3,602.1	3,602.1	6,814.6	3,212.5	89.2%
1066 Pub School (DGF)	95.3	107.4	107.4	107.4	108.9	1.5	1.4%
1094 MHT Admin (Other)	2,807.6	3,065.0	3,065.0	3,065.0	3,168.4	103.4	3.4%
1098 ChildTrErn (DGF)	10.2	0.0	0.0	0.0	0.0	0.0	0.0%
1099 ChildTrPrn (DGF)	0.0	15.2	15.2	15.2	0.0	-15.2	-100.0%
1103 AHFC Rcpts (Other)	30,202.4	31,434.4	31,434.4	31,434.4	32,629.5	1,195.1	3.8%
1104 MBB Rcpts (Other)	695.6	834.0	834.0	834.0	838.5	4.5	0.5%
1105 PFund Rcpt (Other)	92,757.9	106,026.6	106,026.6	106,026.6	119,406.4	13,379.8	12.6%
1108 Stat Desig (Other)	53.4	559.1	559.1	559.1	0.0	-559.1	-100.0%
1133 CSSD Reimb (Other)	1,274.9	1,283.3	1,283.3	1,283.3	1,317.7	34.4	2.7%
1169 PCE Endow (DGF)	127.1	162.6	162.6	162.6	244.3	81.7	50.2%
1192 Mine Trust (Other)	0.0	24.0	24.0	24.0	0.0	-24.0	-100.0%
1212 Fed ARRA (Other)	297.0	0.0	0.0	0.0	0.0	0.0	0.0%

**Department of Revenue**

<b>Description</b>	<b>FY2011 Actuals</b>	<b>FY2012 Conference Committee</b>	<b>FY2012 Authorized</b>	<b>FY2012 Management Plan</b>	<b>FY2013 Governor</b>	<b>FY2012 Management Plan vs FY2013 Governor</b>	
<b>Totals:</b>							
Unrestricted Gen (UGF)	46,561.4	30,302.8	31,042.3	31,042.3	31,566.0	523.7	1.7%
Designated Gen (DGF)	8,933.1	9,256.5	9,356.5	9,356.5	9,615.1	258.6	2.8%
Other Funds	167,616.1	194,871.8	194,871.8	194,871.8	212,553.6	17,681.8	9.1%
Federal Funds	74,711.3	73,935.2	73,935.2	73,935.2	74,884.2	949.0	1.3%
<b>Positions:</b>							
Permanent Full Time	878	877	877	878	880	2	0.2%
Permanent Part Time	40	40	40	40	36	-4	-10.0%
Non Permanent	20	20	20	20	19	-1	-5.0%

**Component Summary General Funds Only**  
**Department of Revenue**

<b>Results Delivery Unit/ Component</b>	<b>FY2011 Actuals</b>	<b>FY2012 Conference Committee</b>	<b>FY2012 Authorized</b>	<b>FY2012 Management Plan</b>	<b>FY2013 Governor</b>	<b>FY2012 Management Plan vs FY2013 Governor</b>	
<b>Taxation and Treasury</b>							
Tax Division	14,664.6	14,916.6	14,942.6	14,942.6	15,456.1	513.5	3.4%
Treasury Division	4,463.8	5,149.6	5,154.4	5,104.4	5,646.5	542.1	10.6%
Unclaimed Property	386.7	385.3	385.8	435.8	453.6	17.8	4.1%
AK Retirement Management Board	27.0	381.6	381.6	381.6	381.6	0.0	0.0%
Permanent Fund Dividend Division	7,866.0	8,100.5	8,200.5	8,200.5	8,358.1	157.6	1.9%
<b>RDU Totals:</b>	<b>27,408.1</b>	<b>28,933.6</b>	<b>29,064.9</b>	<b>29,064.9</b>	<b>30,295.9</b>	<b>1,231.0</b>	<b>4.2%</b>
<b>Child Support Services</b>							
Child Support Services	7,806.3	8,972.8	8,989.8	8,989.8	9,167.1	177.3	2.0%
<b>RDU Totals:</b>	<b>7,806.3</b>	<b>8,972.8</b>	<b>8,989.8</b>	<b>8,989.8</b>	<b>9,167.1</b>	<b>177.3</b>	<b>2.0%</b>
<b>Administration and Support</b>							
Commissioner's Office	199.7	210.9	211.1	211.1	216.3	5.2	2.5%
Administrative Services	266.7	390.6	391.4	391.4	409.3	17.9	4.6%
State Facilities Rent	342.0	342.0	342.0	342.0	342.0	0.0	0.0%
Natural Gas Commercialization	861.2	125.0	813.8	813.8	125.0	-688.8	-84.6%
<b>RDU Totals:</b>	<b>1,669.6</b>	<b>1,068.5</b>	<b>1,758.3</b>	<b>1,758.3</b>	<b>1,092.6</b>	<b>-665.7</b>	<b>-37.9%</b>
<b>Alaska Natural Gas Development Authority</b>							
ANGDA Operations	311.9	319.0	319.9	319.9	326.7	6.8	2.1%
<b>RDU Totals:</b>	<b>311.9</b>	<b>319.0</b>	<b>319.9</b>	<b>319.9</b>	<b>326.7</b>	<b>6.8</b>	<b>2.1%</b>
<b>Alaska Mental Health Trust Authority</b>							
Long Term Care Ombudsman Office	208.0	265.4	265.9	265.9	298.8	32.9	12.4%
<b>RDU Totals:</b>	<b>208.0</b>	<b>265.4</b>	<b>265.9</b>	<b>265.9</b>	<b>298.8</b>	<b>32.9</b>	<b>12.4%</b>
<b>Alaska Municipal Bond Bank Authority</b>							
AMBBA Operations	2,450.0	0.0	0.0	0.0	0.0	0.0	0.0%
<b>RDU Totals:</b>	<b>2,450.0</b>	<b>0.0</b>	<b>0.0</b>	<b>0.0</b>	<b>0.0</b>	<b>0.0</b>	<b>0.0%</b>
<b>Alaska Housing Finance Corporation</b>							
AK Gasline Development Corp	15,640.6	0.0	0.0	0.0	0.0	0.0	0.0%
<b>RDU Totals:</b>	<b>15,640.6</b>	<b>0.0</b>	<b>0.0</b>	<b>0.0</b>	<b>0.0</b>	<b>0.0</b>	<b>0.0%</b>
<b>Unrestricted Gen (UGF):</b>	<b>46,561.4</b>	<b>30,302.8</b>	<b>31,042.3</b>	<b>31,042.3</b>	<b>31,566.0</b>	<b>523.7</b>	<b>1.7%</b>
<b>Designated Gen (DGF):</b>	<b>8,933.1</b>	<b>9,256.5</b>	<b>9,356.5</b>	<b>9,356.5</b>	<b>9,615.1</b>	<b>258.6</b>	<b>2.8%</b>
<b>Other Funds:</b>	<b>0.0</b>	<b>0.0</b>	<b>0.0</b>	<b>0.0</b>	<b>0.0</b>	<b>0.0</b>	<b>0.0%</b>
<b>Federal Funds:</b>	<b>0.0</b>	<b>0.0</b>	<b>0.0</b>	<b>0.0</b>	<b>0.0</b>	<b>0.0</b>	<b>0.0%</b>
<b>Total Funds:</b>	<b>55,494.5</b>	<b>39,559.3</b>	<b>40,398.8</b>	<b>40,398.8</b>	<b>41,181.1</b>	<b>782.3</b>	<b>1.9%</b>

**Component Summary All Funds**  
**Department of Revenue**

<b>Results Delivery Unit/ Component</b>	<b>FY2011 Actuals</b>	<b>FY2012 Conference Committee</b>	<b>FY2012 Authorized</b>	<b>FY2012 Management Plan</b>	<b>FY2013 Governor</b>	<b>FY2012 Management Plan vs FY2013 Governor</b>	
<b>Taxation and Treasury</b>							
Tax Division	15,044.5	15,162.2	15,188.2	15,188.2	16,204.4	1,016.2	6.7%
Treasury Division	7,843.7	9,262.9	9,267.7	9,217.7	9,589.4	371.7	4.0%
Unclaimed Property	386.7	385.3	385.8	435.8	453.6	17.8	4.1%
AK Retirement Management Board	5,903.1	8,118.7	8,118.7	8,118.7	8,220.9	102.2	1.3%
ARM Custody and Mgt Fees	25,656.1	34,022.9	34,022.9	34,022.9	34,022.9	0.0	0.0%
Permanent Fund Dividend Division	7,909.4	8,349.6	8,449.6	8,449.6	8,378.1	-71.5	-0.8%
<b>RDU Totals:</b>	<b>62,743.5</b>	<b>75,301.6</b>	<b>75,432.9</b>	<b>75,432.9</b>	<b>76,869.3</b>	<b>1,436.4</b>	<b>1.9%</b>
<b>Child Support Services</b>							
Child Support Services	25,072.4	27,557.9	27,574.9	27,574.9	28,096.5	521.6	1.9%
<b>RDU Totals:</b>	<b>25,072.4</b>	<b>27,557.9</b>	<b>27,574.9</b>	<b>27,574.9</b>	<b>28,096.5</b>	<b>521.6</b>	<b>1.9%</b>
<b>Administration and Support</b>							
Commissioner's Office	2,361.9	946.1	946.3	946.3	962.8	16.5	1.7%
Administrative Services	2,223.0	1,760.9	1,761.7	1,761.7	1,956.7	195.0	11.1%
State Facilities Rent	342.0	342.0	342.0	342.0	342.0	0.0	0.0%
Natural Gas Commercialization	861.2	125.0	813.8	813.8	125.0	-688.8	-84.6%
Criminal Investigations Unit	0.0	1,600.0	1,600.0	1,600.0	1,639.7	39.7	2.5%
<b>RDU Totals:</b>	<b>5,788.1</b>	<b>4,774.0</b>	<b>5,463.8</b>	<b>5,463.8</b>	<b>5,026.2</b>	<b>-437.6</b>	<b>-8.0%</b>
<b>Alaska Natural Gas Development Authority</b>							
ANGDA Operations	614.8	319.0	319.9	319.9	436.7	116.8	36.5%
<b>RDU Totals:</b>	<b>614.8</b>	<b>319.0</b>	<b>319.9</b>	<b>319.9</b>	<b>436.7</b>	<b>116.8</b>	<b>36.5%</b>
<b>Alaska Mental Health Trust Authority</b>							
Mental Health Trust Operations	2,894.7	3,175.0	3,175.0	3,175.0	3,198.4	23.4	0.7%
Long Term Care Ombudsman Office	621.1	683.5	684.0	684.0	724.0	40.0	5.8%
<b>RDU Totals:</b>	<b>3,515.8</b>	<b>3,858.5</b>	<b>3,859.0</b>	<b>3,859.0</b>	<b>3,922.4</b>	<b>63.4</b>	<b>1.6%</b>
<b>Alaska Municipal Bond Bank Authority</b>							
AMBBA Operations	3,145.6	834.0	834.0	834.0	838.5	4.5	0.5%
<b>RDU Totals:</b>	<b>3,145.6</b>	<b>834.0</b>	<b>834.0</b>	<b>834.0</b>	<b>838.5</b>	<b>4.5</b>	<b>0.5%</b>
<b>Alaska Housing Finance Corporation</b>							
AHFC Operations	88,556.1	88,456.0	88,456.0	88,456.0	90,283.8	1,827.8	2.1%
Anc. State Office Building	71.6	200.0	200.0	200.0	200.0	0.0	0.0%
AK Gasline Development Corp	15,640.6	1,126.3	1,126.3	1,126.3	3,629.4	2,503.1	222.2%
<b>RDU Totals:</b>	<b>104,268.3</b>	<b>89,782.3</b>	<b>89,782.3</b>	<b>89,782.3</b>	<b>94,113.2</b>	<b>4,330.9</b>	<b>4.8%</b>
<b>Alaska Permanent Fund Corporation</b>							
APFC Operations	9,151.9	10,639.0	10,639.0	10,639.0	11,116.1	477.1	4.5%
APFC Custody and Mgt Fees	83,521.5	0.0	0.0	0.0	0.0	0.0	0.0%
<b>RDU Totals:</b>	<b>92,673.4</b>	<b>10,639.0</b>	<b>10,639.0</b>	<b>10,639.0</b>	<b>11,116.1</b>	<b>477.1</b>	<b>4.5%</b>
<b>PFC Custody and Management Fees</b>							
APFC Custody and Mgt Fees	0.0	95,300.0	95,300.0	95,300.0	108,200.0	12,900.0	13.5%
<b>RDU Totals:</b>	<b>0.0</b>	<b>95,300.0</b>	<b>95,300.0</b>	<b>95,300.0</b>	<b>108,200.0</b>	<b>12,900.0</b>	<b>13.5%</b>

**Component Summary All Funds**  
**Department of Revenue**

<b>Results Delivery Unit/ Component</b>	<b>FY2011 Actuals</b>	<b>FY2012 Conference Committee</b>	<b>FY2012 Authorized</b>	<b>FY2012 Management Plan</b>	<b>FY2013 Governor</b>	<b>FY2012 Management Plan vs FY2013 Governor</b>	
<b>Unrestricted Gen (UGF):</b>	46,561.4	30,302.8	31,042.3	31,042.3	31,566.0	523.7	1.7%
<b>Designated Gen (DGF):</b>	8,933.1	9,256.5	9,356.5	9,356.5	9,615.1	258.6	2.8%
<b>Other Funds:</b>	167,616.1	194,871.8	194,871.8	194,871.8	212,553.6	17,681.8	9.1%
<b>Federal Funds:</b>	74,711.3	73,935.2	73,935.2	73,935.2	74,884.2	949.0	1.3%
<b>Total Funds:</b>	<b>297,821.9</b>	<b>308,366.3</b>	<b>309,205.8</b>	<b>309,205.8</b>	<b>328,618.9</b>	<b>19,413.1</b>	<b>6.3%</b>
<b>Permanent Full Time:</b>	878	877	877	878	880	2	0.2%
<b>Permanent Part Time:</b>	40	40	40	40	36	-4	-10.0%
<b>Non Permanent:</b>	20	20	20	20	19	-1	-5.0%
<b>Total Positions:</b>	<b>938</b>	<b>937</b>	<b>937</b>	<b>938</b>	<b>935</b>	<b>-3</b>	<b>-0.3%</b>



**Restricted Revenue Summary by Component**  
**Department of Revenue**  
**51015 Interagency Receipts Only**

Scenario: FY2013 Governor (9494)

Master Revenue Account	Sub Revenue Account	Component	Total
<b>Department of Revenue Totals:</b>			<b>7,662.2</b>
51015 Interagency Receipts	51015 Interagency Receipts	Not Specified	17.1
51015 Interagency Receipts	59040 Revenue	AK Retirement Management Board	3,771.1
51015 Interagency Receipts	59040 Revenue	Child Support Services	484.4
51015 Interagency Receipts	59040 Revenue	Department-wide	976.2
51015 Interagency Receipts	59040 Revenue	Long Term Care Ombudsman Office	30.0
51015 Interagency Receipts	59040 Revenue	Permanent Fund Dividend Division	355.8
51015 Interagency Receipts	59040 Revenue	Tax Division	799.5
51015 Interagency Receipts	59060 Health & Social Svcs	Energy Assistance Program	800.0
51015 Interagency Receipts	59060 Health & Social Svcs	Senior/Disabilities Svcs Admin	418.1
51015 Interagency Receipts	59450 University Of Alaska	Statewide Services	10.0
<b>RDU: Taxation and Treasury (510)</b>			<b>3,791.1</b>
51015 Interagency Receipts	51015 Interagency Receipts	Not Specified	10.0
51015 Interagency Receipts	59040 Revenue	AK Retirement Management Board	3,771.1
51015 Interagency Receipts	59450 University Of Alaska	Statewide Services	10.0
<b>Component: Treasury Division (121)</b>			<b>3,771.1</b>
51015 Interagency Receipts	59040 Revenue	AK Retirement Management Board	3,771.1
<b>Component: Permanent Fund Dividend Division (981)</b>			<b>20.0</b>
51015 Interagency Receipts	51015 Interagency Receipts	Not Specified	10.0
51015 Interagency Receipts	59450 University Of Alaska	Statewide Services	10.0
<b>RDU: Administration and Support (50)</b>			<b>2,615.9</b>
51015 Interagency Receipts	59040 Revenue	Child Support Services	484.4
51015 Interagency Receipts	59040 Revenue	Department-wide	976.2
51015 Interagency Receipts	59040 Revenue	Permanent Fund Dividend Division	355.8
51015 Interagency Receipts	59040 Revenue	Tax Division	799.5
<b>Component: Commissioner's Office (123)</b>			<b>180.0</b>
51015 Interagency Receipts	59040 Revenue	Department-wide	180.0
<b>Component: Administrative Services (125)</b>			<b>796.2</b>
51015 Interagency Receipts	59040 Revenue	Department-wide	796.2
<b>Component: Criminal Investigations Unit (2993)</b>			<b>1,639.7</b>
51015 Interagency Receipts	59040 Revenue	Child Support Services	484.4
51015 Interagency Receipts	59040 Revenue	Permanent Fund Dividend Division	355.8
51015 Interagency Receipts	59040 Revenue	Tax Division	799.5
<b>RDU: Alaska Mental Health Trust Authority (47)</b>			<b>455.2</b>
51015 Interagency Receipts	51015 Interagency Receipts	Not Specified	7.1
51015 Interagency Receipts	59040 Revenue	Long Term Care Ombudsman Office	30.0
51015 Interagency Receipts	59060 Health & Social Svcs	Senior/Disabilities Svcs Admin	418.1
<b>Component: Mental Health Trust Operations (1423)</b>			<b>30.0</b>
51015 Interagency Receipts	59040 Revenue	Long Term Care Ombudsman Office	30.0
<b>Component: Long Term Care Ombudsman Office (2749)</b>			<b>425.2</b>
51015 Interagency Receipts	51015 Interagency Receipts	Not Specified	7.1
51015 Interagency Receipts	59060 Health & Social Svcs	Senior/Disabilities Svcs Admin	418.1
<b>RDU: Alaska Housing Finance Corporation (46)</b>			<b>800.0</b>
51015 Interagency Receipts	59060 Health & Social Svcs	Energy Assistance Program	800.0
<b>Component: AHFC Operations (110)</b>			<b>800.0</b>
51015 Interagency Receipts	59060 Health & Social Svcs	Energy Assistance Program	800.0