

# **State of Alaska FY2015 Governor's Operating Budget**

## **Department of Commerce, Community, and Economic Development Corporations, Business and Professional Licensing RDU/Component Budget Summary**

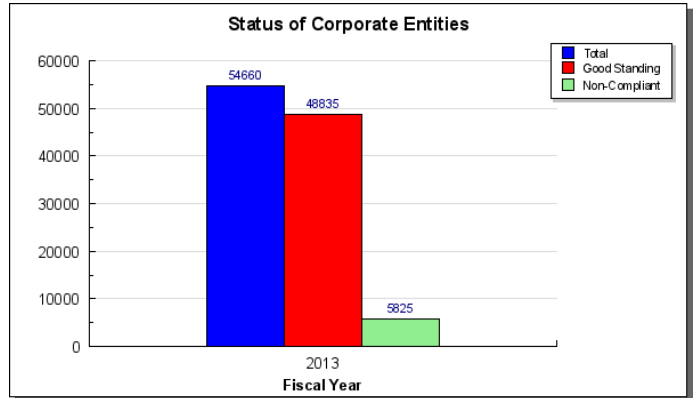
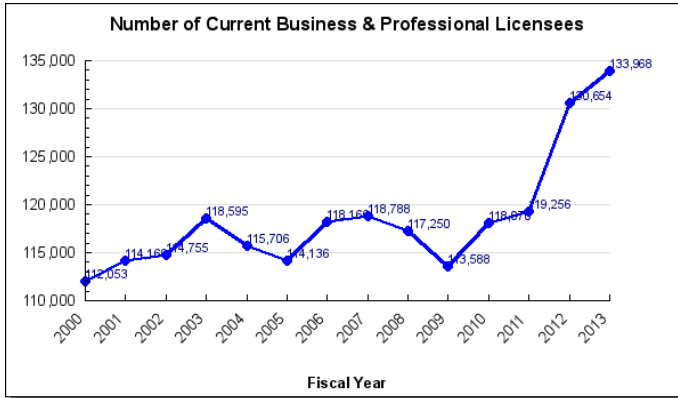
**RDU/Component: Corporations, Business and Professional Licensing**  
 (There is only one component in this RDU. To reduce duplicate information, we did not print a separate RDU section.)

**Contribution to Department's Mission**

Ensure that competent, professional and regulated commercial services are available to Alaska consumers.

**Results**

(Additional performance information is available on the web at <https://omb.alaska.gov/results>.)



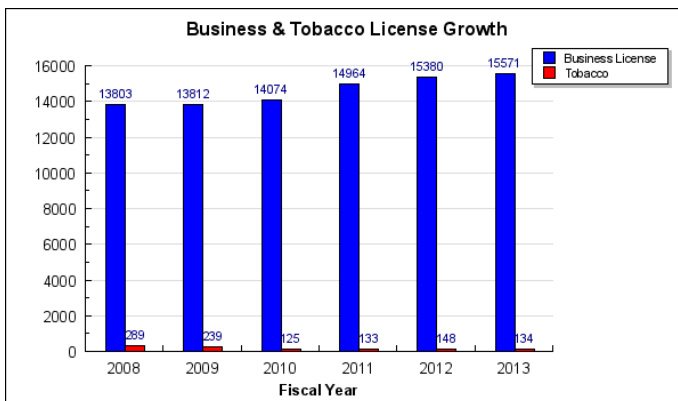
**Core Services**

- License businesses to engage in commerce in Alaska, and grant tobacco endorsements for sale of tobacco or tobacco related products
- Administer 39 professional licensing programs; 19 of these are managed solely by the division, and 20 are governed by boards and commissions with divisional administrative and investigative support
- Register Corporations and Trademarks for entities engaged in commerce in Alaska
- Provide the means to file a complaint or bring a matter pertaining to actions of a licensed or unlicensed professional or business to investigative staff

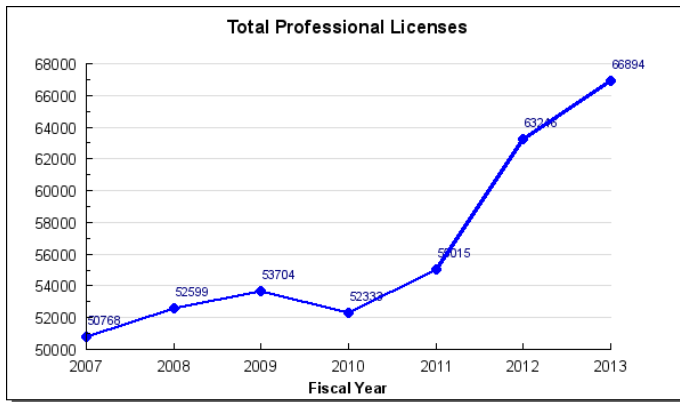
**Measures by Core Service**

(Additional performance information is available on the web at <https://omb.alaska.gov/results>.)

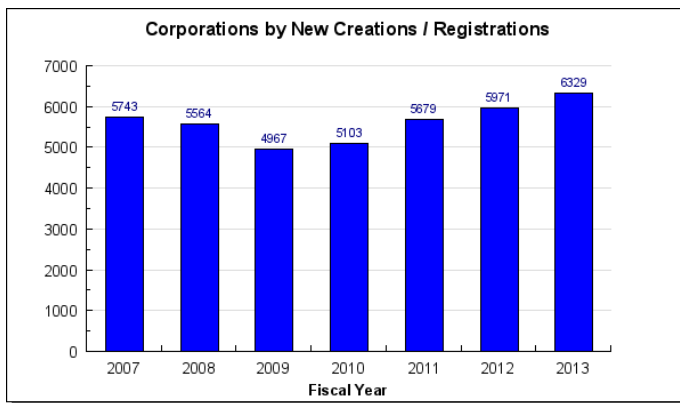
**1. License businesses to engage in commerce in Alaska, and grant tobacco endorsements for sale of tobacco or tobacco related products**



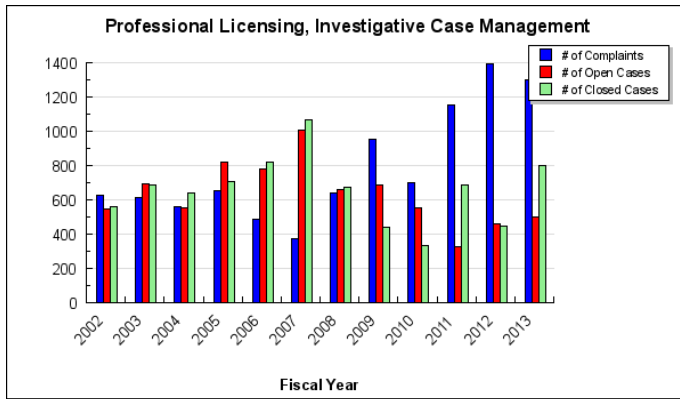
**2. Administer 39 professional licensing programs; 19 of these are managed solely by the division, and 20 are governed by boards and commissions with divisional administrative and investigative support**



**3. Register Corporations and Trademarks for entities engaged in commerce in Alaska**



**4. Provide the means to file a complaint or bring a matter pertaining to actions of a licensed or unlicensed professional or business to investigative staff**



**Major Component Accomplishments in 2013**

**Professional and Business Licensing**

- Renewed 35,269 business licenses and 28,697 professional licenses, bringing active licenses to 66,894 professional and 67,074 business, a three percent increase from FY2012.
- Issued 1,364 business license tobacco endorsements.
- Improved responsiveness to customers through timely processing:
  - Professional license applications are screened within a ten day review policy timeframe.

- Barbers and Hairdressers, Pharmacy and Dental licensing renewals are issued in half the time of the four week published goal (on average).
- Big Game Commercial Services Board's confidential hunt record and transporter activity report automation resulted in a 50 percent savings in processing time.
- Implemented a secure web portal for board members to access board meeting materials, this reduces production and mailing costs and provides an additional safeguard against accidental disclosure of licensees' confidential personally identifiable information.
- Quarterly financial reports on revenues and expenditures for all professional licensing programs are now available on the division website for licensees, stakeholders, and the public.

### **Corporations**

- Newly formed/registered corporations total 6,329, a six percent increase from FY2012.
- Entities in good standing increased from 60 percent (May 2012) to 91 percent (June 2013) as a result of reinstating courtesy notices to entities and a new IT system.
- Entities on record total 54,660, of which 48,835 were in good standing and 5,825 were non-compliant due to delinquent biennial reports or incomplete registered agent information.

### **Investigations**

- Received 1,301 intakes/complaints, opened 385 official investigations, and closed 240 cases. Investigations led to 252 licensing actions for violations.
- Closed 76 percent of all new matters within one year of receipt, slightly exceeding the goal of 75 percent.
- Improvements implemented on the GLSuites case management database to address audit findings.
- Recorded 367 license application issues, 314 (86 percent) were resolved allowing applicants to obtain a license.

### **Key Component Challenges**

Stabilizing on-going funding for the prescription drug monitoring program (PDMP) is a challenge. The PDMP is a computerized system, mandated by state law, for tracking controlled substance prescriptions that are dispensed by registered Alaska pharmacies and dispensers. Health care providers may use the data base to improve patient care by providing prescribers and pharmacists with a controlled substance dispensing history for their patients. A one-time federal grant to develop and initiate the monitoring system expired August 31, 2013 and the database maintenance costs became the state's responsibility. When the PDMP was established by legislation, both legislative houses adopted a letter that it was not the intent that the professional users of the database absorb the costs of managing this public program through their license fees or other fee structure. The Department of Health and Social Services provided interagency funding for FY2014 in response to the medical community's stated need of the PDMP for quality healthcare.

Licensees have expressed interest in stable licensing fees from one renewal cycle to the next. One of the drivers in fee spikes, especially for Alaska's smaller professional licensing programs, is the cost associated with an investigation. A complex investigation can cost tens of thousands of dollars. Passing these costs along to a smaller pool of licensees within a short cost recovery cycle can have a significant impact on fees.

Certain professional licensing boards have expressed concern on the method for paying board member travel costs. Board travel costs are reimbursed to the traveler based on submission of their receipts. The reimbursement method was historically preferred because it provides the traveler maximum flexibility for personal and business related scheduling and it minimizes the administrative workload for the department. Most methods, other than the reimbursement method, will cause a significant increase in administrative workload due to required planning for up to 129 travelers, compliance with the state travel system, the increased number of transactions, certifications, extensive follow up for receipts and documentation to support vendor payment, auditing, reconciliations, collections and record keeping.

### **Significant Changes in Results to be Delivered in FY2015**

Although no major changes are anticipated in results delivered for FY2015, the division is requesting authorization to continue the prescription drug monitoring program and to continue the investigation efforts that ensure compliance with transporter licensing for the Big Game Commercial Services Board.

**Statutory and Regulatory Authority**

AS 08.01	Centralized Licensing
AS 08.02	Miscellaneous Provisions
AS 08.03	Termination, Continuation and Reestablishment of Regulatory Boards
AS 08.04	Board of Public Accountancy
AS 08.13	Board of Barbers and Hairdressers
AS 08.54	Big Game Commercial Services Board
AS 08.20	Board of Chiropractic Examiners
AS 08.29	Board of Professional Counselors
AS 08.36	Board of Dental Examiners
AS 08.48	State Board of Registration for Architects, Engineers, and Land Surveyors
AS 08.62	Board of Marine Pilots
AS 08.63	Board of Marital and Family Therapy
AS 08.64	State Medical Board
AS 08.65	Board of Certified Direct Entry Midwives
AS 08.68	Board of Nursing
AS 08.72	Board of Examiners in Optometry
AS 08.80	Board of Pharmacy
AS 08.84	State Physical Therapy and Occupational Therapy Board
AS 08.86	Board of Psychologists and Psychological Associate Examiners
AS 08.87	Board of Certified Real Estate Appraisers
AS 08.88	Real Estate Commission
AS 08.95	Board of Social Worker Examiners
AS 08.98	Board of Veterinary Examiners
AS 08.06	Regulation of Acupuncturists
AS 08.11	Regulation of Audiologists and Speech-Language Pathologists
AS 08.24	Regulation of Collection Agencies
AS 08.92	Regulation of Concert Promoters
AS 08.18	Regulation of Construction Contractors and Home Inspectors
As 08.38	Regulation of dietitians and nutritionists
AS 08.40	Regulation of Electrical and Mechanical Administrators
AS 08.42	Regulation of Morticians
AS 08.45	Regulation of the Practice of Naturopathy
AS 08.70	Regulation of Nursing Home Administrators
AS 08.71	Regulation of Dispensing Opticians
AS 08.02.011	Regulation of Professional Geologists
AS 08.02.050	Regulation of Euthanasia for Domestic Animals
AS 08.55	Regulation of Hearing Aid Dealers
AS 08.26	Regulation of Professional Guardians and Professional Conservators
AS 10	Corporations and Associations
AS 14.43.148	Student Loan Default Program
AS 25.27.244	Child Support Enforcement Program
AS 43.70	Regulation of Business Licenses
AS 46.03.375	Certification of Storage Tank Workers
AS 44.62	Administrative Procedure Act
AS 44.33.020	Department of Community & Economic Development
03 AAC 16	Corporations, Partnerships, and Other Business Organizations
12 AAC 02 –	Professional and Vocational Regulations
12 AAC 75	
12 AAC 12	Business Licensing Regulations
18 AAC 78	Underground Storage Tank Workers

## Federal Laws:

42 CFR 431, 433 and 483 Nurse Aide Registry

42 CFR 442 and 45 Nursing Home Administrators  
12 U.S.C. 3338 Real Estate Appraisers

**Contact Information**

**Contact:** Don Habeger, Director  
**Phone:** (907) 465-2538  
**Fax:** (907) 465-2974  
**E-mail:** don.habeger@alaska.gov

**Corporations, Business and Professional Licensing  
Component Financial Summary**

*All dollars shown in thousands*

	<b>FY2013 Actuals</b>	<b>FY2014 Management Plan</b>	<b>FY2015 Governor</b>
<b>Non-Formula Program:</b>			
<b>Component Expenditures:</b>			
71000 Personal Services	6,481.7	6,959.5	6,972.6
72000 Travel	321.1	732.9	640.3
73000 Services	3,995.2	4,417.6	4,322.6
74000 Commodities	392.7	110.5	110.0
75000 Capital Outlay	7.9	137.4	137.4
77000 Grants, Benefits	0.0	0.0	0.0
78000 Miscellaneous	0.0	0.0	0.0
<b>Expenditure Totals</b>	<b>11,198.6</b>	<b>12,357.9</b>	<b>12,182.9</b>
<b>Funding Sources:</b>			
1002 Federal Receipts	98.2	90.0	90.0
1005 General Fund/Program Receipts	2,050.7	1,989.6	1,945.3
1007 Interagency Receipts	120.9	150.0	254.5
1040 Real Estate Surety Fund	88.6	288.8	288.6
1108 Statutory Designated Program Receipts	0.0	20.0	20.0
1156 Receipt Supported Services	8,840.2	9,819.5	9,584.5
<b>Funding Totals</b>	<b>11,198.6</b>	<b>12,357.9</b>	<b>12,182.9</b>

**Estimated Revenue Collections**

<b>Description</b>	<b>Master Revenue Account</b>	<b>FY2013 Actuals</b>	<b>FY2014 Management Plan</b>	<b>FY2015 Governor</b>
<b>Unrestricted Revenues</b>				
Business License Receipts	51173	526.8	0.0	0.0
General Fund Program Receipts	51060	10,192.3	0.0	0.0
Receipt Supported Services Unrestricted Fund	51073 68515	0.0 61.1	0.0 0.0	0.0 0.0
<b>Unrestricted Total</b>		<b>10,780.2</b>	<b>0.0</b>	<b>0.0</b>
<b>Restricted Revenues</b>				
Federal Receipts	51010	98.2	90.0	90.0
General Fund Program Receipts	51060	2,050.7	1,989.6	1,945.3
Interagency Receipts	51015	120.9	150.0	254.5
Real Estate Surety Fund	51360	88.6	288.8	288.6
Receipt Supported Services	51073	8,840.2	9,819.5	9,584.5
Statutory Designated Program Receipts	51063	0.0	20.0	20.0
<b>Restricted Total</b>		<b>11,198.6</b>	<b>12,357.9</b>	<b>12,182.9</b>

<b>Estimated Revenue Collections</b>				
<b>Description</b>	<b>Master Revenue Account</b>	<b>FY2013 Actuals</b>	<b>FY2014 Management Plan</b>	<b>FY2015 Governor</b>
<b>Total Estimated Revenues</b>		<b>21,978.8</b>	<b>12,357.9</b>	<b>12,182.9</b>



**Summary of Component Budget Changes  
From FY2014 Management Plan to FY2015 Governor**

*All dollars shown in thousands*

	<u>Unrestricted Gen (UGF)</u>	<u>Designated Gen (DGF)</u>	<u>Other Funds</u>	<u>Federal Funds</u>	<u>Total Funds</u>
<b>FY2014 Management Plan</b>	<b>0.0</b>	<b>11,809.1</b>	<b>458.8</b>	<b>90.0</b>	<b>12,357.9</b>
<b>Adjustments which will continue current level of service:</b>					
-Reverse Board of Architects Engineers Surveyors Ch36 SLA2013 (SB16) (Sec2 Ch14 SLA2013 P45 L27 (HB65))	0.0	-5.0	0.0	0.0	-5.0
-Reverse Military Training Credit Temporary License Ch28 SLA2013 (HB84) (Sec2 Ch14 SLA2013 P44 L21 (HB65))	0.0	-137.6	0.0	0.0	-137.6
-Reverse Alaska State Employees Association One-Time Payment Sec22f Ch14 SLA2013 (HB65) and Sec12 Ch15 SLA2013 (HB66)	0.0	-61.4	-0.4	0.0	-61.8
-Reverse One-Time Non-Permanent Investigator Position and Funding for the Big Game Commercial Service Board	0.0	-65.0	0.0	0.0	-65.0
-FY2015 Salary Increases	0.0	56.9	0.3	0.0	57.2
-FY2015 Health Insurance and Working Reserve Rate Reductions	0.0	-19.4	-0.1	0.0	-19.5
<b>Proposed budget decreases:</b>					
-Delete Long-Term Vacant Office Assistant II (08-3013)	0.0	-62.8	0.0	0.0	-62.8
<b>Proposed budget increases:</b>					
-Prescription Drug Monitoring Database Operating Costs	0.0	0.0	104.5	0.0	104.5
-Restore Funding for Big Game Commercial Service Board Investigations	0.0	15.0	0.0	0.0	15.0
<b>FY2015 Governor</b>	<b>0.0</b>	<b>11,529.8</b>	<b>563.1</b>	<b>90.0</b>	<b>12,182.9</b>

**Corporations, Business and Professional Licensing  
Personal Services Information**

Authorized Positions			Personal Services Costs	
	FY2014 Management Plan	FY2015 Governor		
Full-time	84	83	Annual Salaries	4,465,313
Part-time	0	0	COLA	59,686
Nonpermanent	1	0	Premium Pay	0
			Annual Benefits	2,901,375
			<i>Less 6.11% Vacancy Factor</i>	<i>(453,774)</i>
			Lump Sum Premium Pay	0
<b>Totals</b>	<b>85</b>	<b>83</b>	<b>Total Personal Services</b>	<b>6,972,600</b>

**Position Classification Summary**

Job Class Title	Anchorage	Fairbanks	Juneau	Others	Total
Accounting Tech I	0	0	3	0	3
Accounting Tech II	0	0	1	0	1
Admin Operations Mgr I	0	0	1	0	1
Administrative Assistant II	1	0	0	0	1
Administrative Officer II	0	0	1	0	1
Business Reg Examiner	0	0	3	0	3
Division Director	0	0	1	0	1
Exec Admin Board of Nursing	1	0	0	0	1
Exec Admin State Medical Board	1	0	0	0	1
Exec Administrator Rec	1	0	0	0	1
Executive Administrator Aels	0	0	1	0	1
Executive Administrator, Bpa	1	0	0	0	1
Investigator I	1	0	0	0	1
Investigator II	2	0	0	0	2
Investigator III	14	0	0	0	14
Investigator IV	1	0	0	0	1
Marine Pilot Coord	0	0	1	0	1
Occup Licensing Examiner	4	0	18	0	22
Office Assistant I	2	0	5	0	7
Office Assistant II	5	0	4	0	9
Office Assistant III	1	0	0	0	1
Paralegal II	0	0	1	0	1
Program Coordinator I	0	0	1	0	1
Project Assistant	1	0	0	0	1
Publications Spec I	0	0	1	0	1
Records & Licensing Spvr	1	0	2	0	3
Regulations Spec II	0	0	1	0	1
Secretary	0	0	1	0	1
<b>Totals</b>	<b>37</b>	<b>0</b>	<b>46</b>	<b>0</b>	<b>83</b>

**Component Detail All Funds**  
**Department of Commerce, Community, and Economic Development**

**Component:** Corporations, Business and Professional Licensing (AR29630) (2360)

**RDU:** Corporations, Business and Professional Licensing (117)

	FY2013 Actuals	FY2014 Conference Committee	FY2014 Authorized	FY2014 Management Plan	FY2015 Governor	FY2014 Management Plan vs FY2015 Governor	
71000 Personal Services	6,481.7	6,783.7	6,959.5	6,959.5	6,972.6	13.1	0.2%
72000 Travel	321.1	623.0	732.9	732.9	640.3	-92.6	-12.6%
73000 Services	3,995.2	4,372.1	4,417.6	4,417.6	4,322.6	-95.0	-2.2%
74000 Commodities	392.7	103.7	110.5	110.5	110.0	-0.5	-0.5%
75000 Capital Outlay	7.9	137.4	137.4	137.4	137.4	0.0	0.0%
77000 Grants, Benefits	0.0	0.0	0.0	0.0	0.0	0.0	0.0%
78000 Miscellaneous	0.0	0.0	0.0	0.0	0.0	0.0	0.0%
<b>Totals</b>	<b>11,198.6</b>	<b>12,019.9</b>	<b>12,357.9</b>	<b>12,357.9</b>	<b>12,182.9</b>	<b>-175.0</b>	<b>-1.4%</b>
<b>Fund Sources:</b>							
1002Fed Rcpts (Fed)	98.2	90.0	90.0	90.0	90.0	0.0	0.0%
1005GF/Prgm (DGF)	2,050.7	1,974.9	1,989.6	1,989.6	1,945.3	-44.3	-2.2%
1007I/A Rcpts (Other)	120.9	150.0	150.0	150.0	254.5	104.5	69.7%
1040Surety Fnd (Other)	88.6	288.4	288.8	288.8	288.6	-0.2	-0.1%
1108Stat Desig (Other)	0.0	20.0	20.0	20.0	20.0	0.0	0.0%
1156Rcpt Svcs (DGF)	8,840.2	9,496.6	9,819.5	9,819.5	9,584.5	-235.0	-2.4%
<b>Unrestricted General (UGF)</b>	<b>0.0</b>	<b>0.0</b>	<b>0.0</b>	<b>0.0</b>	<b>0.0</b>	<b>0.0</b>	<b>0.0%</b>
<b>Designated General (DGF)</b>	<b>10,890.9</b>	<b>11,471.5</b>	<b>11,809.1</b>	<b>11,809.1</b>	<b>11,529.8</b>	<b>-279.3</b>	<b>-2.4%</b>
<b>Other Funds</b>	<b>209.5</b>	<b>458.4</b>	<b>458.8</b>	<b>458.8</b>	<b>563.1</b>	<b>104.3</b>	<b>22.7%</b>
<b>Federal Funds</b>	<b>98.2</b>	<b>90.0</b>	<b>90.0</b>	<b>90.0</b>	<b>90.0</b>	<b>0.0</b>	<b>0.0%</b>
<b>Positions:</b>							
Permanent Full Time	83	83	84	84	83	-1	-1.2%
Permanent Part Time	0	0	0	0	0	0	0.0%
Non Permanent	1	1	1	1	0	-1	-100.0%

**Change Record Detail - Multiple Scenarios with Descriptions**  
**Department of Commerce, Community, and Economic Development**

**Component:** Corporations, Business and Professional Licensing (2360)

**RDU:** Corporations, Business and Professional Licensing (117)

Scenario/Change Record Title	Trans Type	Totals	Personal Services	Travel	Services	Commodities	Capital Outlay	Grants, Benefits	Miscellaneous	Positions		NP
										PFT	PPT	
***** Changes From FY2014 Conference Committee To FY2014 Authorized *****												
<b>FY2014 Conference Committee</b>												
	ConfCom	12,019.9	6,783.7	623.0	4,372.1	103.7	137.4	0.0	0.0	83	0	1
1002 Fed Rcpts		90.0										
1005 GF/Prgm		1,974.9										
1007 I/A Rcpts		150.0										
1040 Surety Fnd		288.4										
1108 Stat Desig		20.0										
1156 Rcpt Svcs		9,496.6										
<b>Military Training Credit Temporary License Ch28 SLA2013 (HB84) (Sec2 Ch14 SLA2013 P44 L21 (HB65))</b>												
	FisNot	137.6	0.0	107.6	30.0	0.0	0.0	0.0	0.0	0	0	0
1156 Rcpt Svcs		137.6										
HB 84 authorizes Corporations, Business and Professional Licensing to accept relevant experience, training or service acquired while serving in the armed forces for professional licensing. The fiscal note provides for travel of 11 affected boards to hold additional meetings needed to implement the legislation. It also provides for meeting facilitation and regulation drafting expenses.												
<b>Board of Architects Engineers Surveyors Ch36 SLA2013 (SB16) (Sec2 Ch14 SLA2013 P45 L27 (HB65))</b>												
	FisNot	115.5	90.9	2.3	15.5	6.8	0.0	0.0	0.0	1	0	0
1156 Rcpt Svcs		115.5										
SB16 increased the number of employees supporting the Board of Architects, Engineers, and Land Surveyors (AELS) in their investigative activities. It amends Alaska statute by adding the need of a dedicated investigator. The fiscal note funds salary, travel, services and supply costs for an Investigator III, range 18.												
<b>Alaska State Employees Association One-Time Payment Sec22f Ch14 SLA2013 (HB65) and Sec12 Ch15 SLA2013 (HB66)</b>												
	Atrin	61.8	61.8	0.0	0.0	0.0	0.0	0.0	0.0	0	0	0
1005 GF/Prgm		13.9										
1040 Surety Fnd		0.4										
1156 Rcpt Svcs		47.5										
The Alaska State Employees Association, representing the general government unit, negotiated a lump sum payment of \$755 less mandatory deductions, per employee in pay status on July 1, 2013. The lump sum will be paid in the second pay period of August 2013.												
<b>Compensation of Non-Covered Employees Ch47 SLA2013 (SB95) (Sec2 Ch14 SLA2013 P43 L10 (HB65) and Sec2 Ch15 P8 L10 (HB66))</b>												
	FisNot	23.1	23.1	0.0	0.0	0.0	0.0	0.0	0.0	0	0	0
1005 GF/Prgm		0.8										
1156 Rcpt Svcs		22.3										
SB95 relates to the compensation, allowances, geographic differentials in pay, and leave of certain public officials, officers, and employees not covered by collective bargaining agreements.												

**Change Record Detail - Multiple Scenarios with Descriptions**  
**Department of Commerce, Community, and Economic Development**

**Component:** Corporations, Business and Professional Licensing (2360)

**RDU:** Corporations, Business and Professional Licensing (117)

Scenario/Change Record Title	Trans Type	Totals	Personal Services	Travel	Services	Commodities	Capital Outlay	Grants, Benefits	Miscellaneous	Positions		NP
										PFT	PPT	
<b>Subtotal</b>		<b>12,357.9</b>	<b>6,959.5</b>	<b>732.9</b>	<b>4,417.6</b>	<b>110.5</b>	<b>137.4</b>	<b>0.0</b>	<b>0.0</b>	<b>84</b>	<b>0</b>	<b>1</b>
***** Changes From FY2014 Authorized To FY2014 Management Plan *****												
<b>Subtotal</b>		<b>12,357.9</b>	<b>6,959.5</b>	<b>732.9</b>	<b>4,417.6</b>	<b>110.5</b>	<b>137.4</b>	<b>0.0</b>	<b>0.0</b>	<b>84</b>	<b>0</b>	<b>1</b>
***** Changes From FY2014 Management Plan To FY2015 Governor *****												
<b>Reverse Board of Architects Engineers Surveyors Ch36 SLA2013 (SB16) (Sec2 Ch14 SLA2013 P45 L27 (HB65))</b>												
OTI		-5.0	0.0	0.0	0.0	-5.0	0.0	0.0	0.0	0	0	0
1156 Rcpt Svcs		-5.0										
Legislation related to the Board of Architects, Engineers, and Land Surveyors (Board) required a dedicated investigator to support the Board. The associated fiscal note provided for the one-time costs of establishing the position.												
<b>Reverse Military Training Credit Temporary License Ch28 SLA2013 (HB84) (Sec2 Ch14 SLA2013 P44 L21 (HB65))</b>												
OTI		-137.6	0.0	-107.6	-30.0	0.0	0.0	0.0	0.0	0	0	0
1156 Rcpt Svcs		-137.6										
Legislation provided that the department or applicable board shall accept military education, training, and service for some or all of the qualifications otherwise required of an applicant for a professional license or certificate. The fiscal note for this legislation provided one-time funding for travel and services costs for implementing the new requirements.												
<b>Prescription Drug Monitoring Database Operating Costs</b>												
Inc		104.5	40.0	2.0	60.0	2.5	0.0	0.0	0.0	0	0	0
1007 I/A Rcpts		104.5										
The prescription drug monitoring program (PDMP) is a computerized system, mandated by state law, for tracking controlled substance prescriptions that are dispensed by registered Alaska pharmacies and dispensers. Health care providers use the database to improve patient care by providing prescribers and pharmacists with a controlled substance dispensing history for their patients. A one-time federal grant to develop and initiate the monitoring system expired August 31, 2013 and the database maintenance costs became the state's responsibility. The Department of Health and Social Services, in response to the medical community's stated need of the PDMP for quality healthcare, provided funding for FY2014 and will continue in FY2015.												
<b>Restore Funding for Big Game Commercial Service Board Investigations</b>												
IncM		15.0	0.0	13.0	0.0	2.0	0.0	0.0	0.0	0	0	0
1156 Rcpt Svcs		15.0										
Restores funding for Big Game Commercial Services Board Investigations to ensure compliance with transporter licensing requirements. In previous years, a non-permanent investigator was hired for this purpose. In FY2015, the division will leverage existing investigation staff for field inspections during the hunting season. The increment will cover travel and supplies for these investigations.												
<b>Reverse Alaska State Employees Association One-Time Payment Sec22f Ch14 SLA2013 (HB65) and Sec12 Ch15 SLA2013 (HB66)</b>												

**Change Record Detail - Multiple Scenarios with Descriptions**  
**Department of Commerce, Community, and Economic Development**

**Component:** Corporations, Business and Professional Licensing (2360)

**RDU:** Corporations, Business and Professional Licensing (117)

Scenario/Change Record Title	Trans Type	Totals	Personal Services	Travel	Services	Commodities	Capital Outlay	Grants, Benefits	Miscellaneous	Positions		NP
										PFT	PPT	
	OTI	-61.8	-61.8	0.0	0.0	0.0	0.0	0.0	0.0	0	0	0
1005 GF/Prgm		-13.9										
1040 Surety Fnd		-0.4										
1156 Rcpt Svcs		-47.5										
Reverse one-time funding for a negotiated lump sum payment to employees in the general government unit, represented by the Alaska State Employees Association, in pay status on July 1, 2013.												
<b>Reverse One-Time Non-Permanent Investigator Position and Funding for the Big Game Commercial Service Board</b>												
	OTI	-65.0	-65.0	0.0	0.0	0.0	0.0	0.0	0.0	0	0	-1
1156 Rcpt Svcs		-65.0										
Reverse the funding for a non-permanent Investigator (PCN 08-N13007) for Big Game Commercial Services Board Investigations to ensure compliance with transporter licensing requirements. This position and funding have been one-time budget items since FY2010.												
<b>Delete Long-Term Vacant Office Assistant II (08-3013)</b>												
	Dec	-62.8	-62.8	0.0	0.0	0.0	0.0	0.0	0.0	-1	0	0
1005 GF/Prgm		-37.7										
1156 Rcpt Svcs		-25.1										
Delete vacant Office Assistant II (08-3013), range 10, located in Juneau.												
<b>FY2015 Salary Increases</b>												
	SalAdj	57.2	57.2	0.0	0.0	0.0	0.0	0.0	0.0	0	0	0
1005 GF/Prgm		10.9										
1040 Surety Fnd		0.3										
1156 Rcpt Svcs		46.0										
Cost of living allowance for certain bargaining units: \$57.2												
Year two cost of living allowance for non-covered employees - 1%: \$7.9												
Year two cost of living allowance for Alaska State Employees Association/General Government Unit - 1%: \$41.5												
Year two cost of living allowance for Alaska Public Employees Association/Supervisory Unit - 1%: \$7.8												
<b>FY2015 Health Insurance and Working Reserve Rate Reductions</b>												
	SalAdj	-19.5	-19.5	0.0	0.0	0.0	0.0	0.0	0.0	0	0	0
1005 GF/Prgm		-3.6										
1040 Surety Fnd		-0.1										
1156 Rcpt Svcs		-15.8										

FY2015 budget reduction for decrease in the AlaskaCare health insurance premium and working reserve rates: \$-19.5

**Change Record Detail - Multiple Scenarios with Descriptions**  
**Department of Commerce, Community, and Economic Development**

**Component:** Corporations, Business and Professional Licensing (2360)

**RDU:** Corporations, Business and Professional Licensing (117)

Scenario/Change Record Title	Trans Type	Totals	Personal Services	Travel	Services	Commodities	Capital Outlay	Grants, Benefits	Miscellaneous	Positions		NP
										PFT	PPT	
Working reserve rate decrease from 3.94% to 3.56%: Leave Cash-In = 2.17%, Terminal Leave = 1.03%, Unemployment Insurance = 0.36% : \$-16.3												
AlaskaCare health benefit decrease from \$1,389 to \$1,371: \$-3.2												
<b>Align Authority to Comply with Vacancy Factor Guidelines</b>												
LIT		0.0	125.0	0.0	-125.0	0.0	0.0	0.0	0.0	0	0	0
This will bring personal services within vacancy factor guidelines and align authority with anticipated expenditure levels. There are no impacts on services associated with this transfer.												
<b>Totals</b>		<b>12,182.9</b>	<b>6,972.6</b>	<b>640.3</b>	<b>4,322.6</b>	<b>110.0</b>	<b>137.4</b>	<b>0.0</b>	<b>0.0</b>	<b>83</b>	<b>0</b>	<b>0</b>

**Personal Services Expenditure Detail**  
**Department of Commerce, Community, and Economic Development**

**Scenario:** FY2015 Governor (11059)  
**Component:** Corporations, Business and Professional Licensing (2360)  
**RDU:** Corporations, Business and Professional Licensing (117)

PCN	Job Class Title	Time Status	Retire Code	Barg Unit	Location	Salary Sched	Range / Step	Comp Months	Split / Count	Annual Salaries	COLA	Premium Pay	Annual Benefits	Total Costs	GF Amount
08-1282	Investigator III	FT	A	GP	Anchorage	200	18D / E	12.0		62,793	840	0	38,057	101,690	101,690
08-1283	Investigator III	FT	A	GP	Anchorage	200	18G / J	12.0		69,668	932	0	40,382	110,982	110,982
08-2001	Division Director	FT	A	XE	Juneau	N05	27F / J	12.0		129,420	1,653	0	59,313	190,386	190,386
08-2002	Exec Admin Board of Nursing	FT	A	XE	Anchorage	N00	23L	12.0		107,508	1,439	0	52,864	161,811	161,811
08-2003	Admin Operations Mgr I	FT	A	SS	Juneau	205	22D / E	12.0		88,927	1,190	0	46,722	136,839	136,839
08-2004	Occup Licensing Examiner	FT	A	GP	Juneau	205	13G / J	12.0		51,009	683	0	34,070	85,762	85,762
08-2005	Occup Licensing Examiner	FT	A	GP	Juneau	205	13C / D	12.0		44,444	595	0	31,849	76,888	76,888
08-2006	Occup Licensing Examiner	FT	A	GP	Juneau	205	13C / D	12.0		44,882	601	0	31,997	77,480	77,480
08-2007	Program Coordinator I	FT	A	SS	Juneau	205	18C / D	12.0		66,476	890	0	39,127	106,493	106,493
08-2008	Occup Licensing Examiner	FT	A	GP	Juneau	205	13M	12.0		58,704	786	0	36,673	96,163	96,163
08-2009	Occup Licensing Examiner	FT	A	GP	Juneau	205	13E / F	12.0		47,850	640	0	33,001	81,491	81,491
08-2010	Secretary	FT	A	GP	Juneau	205	11B / C	12.0		38,618	517	0	29,878	69,013	69,013
08-2011	Investigator IV	FT	A	SS	Anchorage	200	20C	12.0		70,632	945	0	40,533	112,110	112,110
08-2012	Investigator III	FT	A	GP	Anchorage	200	18B / C	12.0		58,751	786	0	36,689	96,226	96,226
08-2014	Occup Licensing Examiner	FT	A	GP	Juneau	205	13K	12.0		54,540	730	0	35,265	90,535	90,535
08-2015	Office Assistant I	FT	A	GP	Juneau	205	8A	12.0		30,456	408	0	27,117	57,981	57,981
08-2018	Regulations Spec II	FT	A	GP	Juneau	205	16L	12.0		69,828	935	0	40,437	111,200	111,200
08-2021	Administrative Officer II	FT	A	SS	Juneau	205	19C / D	12.0		71,853	962	0	40,946	113,761	113,761
08-2022	Investigator III	FT	A	GG	Anchorage	200	18L	12.0		75,996	1,017	0	42,523	119,536	119,536
08-2025	Office Assistant II	FT	A	GP	Anchorage	200	10D / E	12.0		36,072	483	0	29,017	65,572	65,572
08-2026	Investigator III	FT	A	GP	Anchorage	200	18A	12.0		55,380	741	0	35,549	91,670	91,670
08-2028	Business Reg Examiner	FT	A	GP	Juneau	205	13J / K	12.0		53,888	721	0	35,044	89,653	89,653
08-2030	Office Assistant II	FT	A	GP	Juneau	205	10A	12.0		34,308	459	0	28,420	63,187	63,187
08-2035	Publications Spec I	FT	A	GP	Juneau	205	13G	12.0		50,484	676	0	33,893	85,053	85,053
08-2038	Occup Licensing Examiner	FT	A	GP	Juneau	205	13G	12.0		50,484	676	0	33,893	85,053	85,053
08-2039	Records & Licensing Spvr	FT	A	SS	Juneau	205	16J	12.0		65,208	873	0	38,698	104,779	104,779
08-2040	Occup Licensing Examiner	FT	A	GP	Juneau	205	13K	12.0		54,540	730	0	35,265	90,535	90,535
08-2042	Exec Admin State Medical Board	FT	A	XE	Anchorage	N00	23D / E	12.0		91,546	1,225	0	47,464	140,235	140,235
08-2043	Administrative Assistant II	FT	A	SS	Anchorage	600	14B / C	12.0		46,094	617	0	32,231	78,942	78,942
08-2045	Office Assistant II	FT	A	GP	Anchorage	200	10C / D	12.0		35,679	477	0	28,884	65,040	65,040
08-2049	Occup Licensing Examiner	FT	A	GP	Anchorage	200	13E / F	12.0		45,369	607	0	32,162	78,138	78,138
08-2050	Exec Administrator Rec	FT	A	XE	Anchorage	N00	19K	12.0		79,224	1,060	0	43,295	123,579	117,400
08-2051	Office Assistant II	FT	A	GP	Anchorage	200	10F / G	12.0		38,315	513	0	29,776	68,604	68,604
08-2052	Accounting Tech I	FT	A	GP	Juneau	205	12D / E	12.0		42,507	569	0	31,194	74,270	74,270
08-2053	Office Assistant II	FT	A	GP	Juneau	205	10A	12.0		34,308	459	0	28,420	63,187	63,187
08-2054	Occup Licensing Examiner	FT	A	GP	Juneau	205	13F / G	12.0		49,970	669	0	33,719	84,358	84,358
08-2055	Accounting Tech I	FT	A	GP	Juneau	205	12A	12.0		38,664	517	0	29,894	69,075	69,075

Note: If a position is split, an asterisk (\*) will appear in the Split/Count column. If the split position is also counted in the component, two asterisks (\*\*) will appear in this column. [No valid job title] appearing in the Job Class Title indicates that the PCN has an invalid class code or invalid range for the class code effective date of this scenario.



**Personal Services Expenditure Detail**  
**Department of Commerce, Community, and Economic Development**

**Scenario:** FY2015 Governor (11059)  
**Component:** Corporations, Business and Professional Licensing (2360)  
**RDU:** Corporations, Business and Professional Licensing (117)

PCN	Job Class Title	Time Status	Retire Code	Barg Unit	Location	Salary Sched	Range / Step	Comp Months	Split / Count	Annual Salaries	COLA	Premium Pay	Annual Benefits	Total Costs	GF Amount
08-2056	Office Assistant II	FT	A	GP	Anchorage	200	10D / E	12.0		36,250	485	0	29,077	65,812	65,812
08-2058	Investigator II	FT	A	GP	Anchorage	200	16B / C	12.0		50,542	676	0	33,912	85,130	85,130
08-2063	Investigator III	FT	A	GP	Anchorage	200	18G	12.0		67,812	908	0	39,755	108,475	108,475
08-2066	Office Assistant I	FT	A	GG	Juneau	205	8M / N	12.0		43,866	587	0	31,654	76,107	76,107
08-2068	Investigator I	FT	A	GP	Anchorage	200	13B / C	12.0		41,559	556	0	30,873	72,988	72,988
08-2069	Occup Licensing Examiner	FT	A	GP	Juneau	205	13G / J	12.0		51,622	691	0	34,278	86,591	86,591
08-2070	Occup Licensing Examiner	FT	A	GP	Juneau	205	13A / B	12.0		42,444	568	0	31,173	74,185	74,185
08-2071	Records & Licensing Spvr	FT	A	SS	Juneau	205	16C / D	12.0		56,896	761	0	35,886	93,543	93,543
08-2073	Investigator III	FT	A	GP	Anchorage	200	18J	12.0		70,596	945	0	40,696	112,237	112,237
08-2076	Occup Licensing Examiner	FT	A	GP	Juneau	205	13K	12.0		54,540	730	0	35,265	90,535	90,535
08-2079	Marine Pilot Coord	FT	A	XE	Juneau	N05	20B / C	12.0		72,383	969	0	40,981	114,333	114,333
08-2080	Occup Licensing Examiner	FT	A	GP	Juneau	205	13C / D	12.0		44,444	595	0	31,849	76,888	76,888
08-2081	Accounting Tech II	FT	A	GP	Juneau	205	14D / E	12.0		49,235	659	0	33,470	83,364	83,364
08-2082	Investigator III	FT	A	GP	Anchorage	200	18G	12.0		67,812	908	0	39,755	108,475	108,475
08-2083	Office Assistant I	FT	A	GP	Juneau	205	8A	12.0		30,456	408	0	27,117	57,981	57,981
08-2084	Occup Licensing Examiner	FT	A	GP	Juneau	205	13A	12.0		41,172	551	0	30,742	72,465	72,465
08-2085	Investigator III	FT	A	GP	Anchorage	200	18J	12.0		70,596	945	0	40,696	112,237	112,237
08-2086	Paralegal II	FT	A	GP	Juneau	205	16A	12.0		50,484	676	0	33,893	85,053	83,352
08-2087	Occup Licensing Examiner	FT	A	GP	Anchorage	200	13G	12.0		48,084	644	0	33,081	81,809	81,809
08-2088	Investigator III	FT	A	GP	Anchorage	200	18D / E	12.0		62,539	837	0	37,971	101,347	101,347
08-2089	Executive Administrator Aels	FT	A	XE	Juneau	N05	18E / F	12.0		71,404	956	0	40,650	113,010	113,010
08-2090	Office Assistant I	FT	A	GP	Anchorage	200	8L / M	12.0		39,659	531	0	30,230	70,420	70,420
08-2091	Investigator III	FT	A	SS	Anchorage	600	18A	12.0		57,240	766	0	36,002	94,008	94,008
08-2092	Investigator II	FT	A	GP	Anchorage	200	16B / C	12.0		50,475	676	0	33,890	85,041	85,041
08-2093	Occup Licensing Examiner	FT	A	GP	Anchorage	200	13D / E	12.0		44,199	592	0	31,766	76,557	76,557
08-2095	Investigator III	FT	A	GP	Anchorage	200	18C / D	12.0		60,680	812	0	37,342	98,834	98,834
08-2096	Occup Licensing Examiner	FT	A	GP	Juneau	205	13L	12.0		56,592	757	0	35,959	93,308	93,308
08-2097	Occup Licensing Examiner	FT	A	GP	Juneau	205	13B / C	12.0		43,382	581	0	31,490	75,453	75,453
08-2098	Office Assistant I	FT	A	GP	Anchorage	200	8A	12.0		29,004	388	0	26,626	56,018	56,018
08-2099	Accounting Tech I	FT	A	GP	Juneau	205	12D / E	12.0		43,632	584	0	31,575	75,791	75,791
08-2101	Records & Licensing Spvr	FT	A	SS	Anchorage	200	16F	12.0		59,856	801	0	36,887	97,544	97,544
08-2102	Investigator III	FT	A	GP	Anchorage	200	18J	12.0		70,596	945	0	40,696	112,237	112,237
08-2103	Office Assistant III	FT	A	GP	Anchorage	200	11C / D	12.0		37,200	498	0	29,399	67,097	67,097
08-2104	Investigator III	FT	A	GP	Anchorage	200	18B / C	12.0		58,586	784	0	36,633	96,003	96,003
08-2105	Project Assistant	FT	A	GP	Anchorage	200	16J / K	12.0		61,885	828	0	37,750	100,463	65,301
08-2106	Occup Licensing Examiner	FT	A	GP	Anchorage	200	13B / C	12.0		41,142	551	0	30,732	72,425	72,425
08-2107	Occup Licensing Examiner	FT	A	GP	Juneau	205	13A	12.0		41,172	551	0	30,742	72,465	72,465
08-2109	Office Assistant II	FT	A	GP	Anchorage	200	10D / E	12.0		36,072	483	0	29,017	65,572	65,572

Note: If a position is split, an asterisk (\*) will appear in the Split/Count column. If the split position is also counted in the component, two asterisks (\*\*) will appear in this column.  
 [No valid job title] appearing in the Job Class Title indicates that the PCN has an invalid class code or invalid range for the class code effective date of this scenario.

**Personal Services Expenditure Detail**  
**Department of Commerce, Community, and Economic Development**

**Scenario:** FY2015 Governor (11059)  
**Component:** Corporations, Business and Professional Licensing (2360)  
**RDU:** Corporations, Business and Professional Licensing (117)

PCN	Job Class Title	Time Status	Retire Code	Barg Unit	Location	Salary Sched	Range / Step	Comp Months	Split / Count	Annual Salaries	COLA	Premium Pay	Annual Benefits	Total Costs	GF Amount
08-2111	Executive Administrator, Bpa	FT	A	XE	Anchorage	N00	23C / D	12.0		87,732	1,174	0	46,173	135,079	135,079
08-3009	Business Reg Examiner	FT	A	GP	Juneau	205	13C / D	12.0		44,882	601	0	31,997	77,480	77,480
08-3013	Office Assistant II	FT	A	GP	Juneau	205	10A	12.0		0	0	0	0	0	0
08-3015	Office Assistant I	FT	A	GP	Juneau	205	8A	12.0		30,456	408	0	27,117	57,981	57,981
08-3016	Business Reg Examiner	FT	A	GP	Juneau	205	13E / F	12.0		47,560	636	0	32,903	81,099	81,099
08-3017	Occup Licensing Examiner	FT	A	GP	Juneau	205	13E / F	12.0		48,575	650	0	33,247	82,472	82,472
08-3022	Office Assistant II	FT	A	GP	Juneau	205	10C / D	12.0		36,783	492	0	29,257	66,532	66,532
08-3090	Office Assistant II	FT	A	GP	Juneau	205	10B / C	12.0		35,528	475	0	28,833	64,836	64,836
08-3093	Office Assistant I	FT	A	GP	Juneau	205	8C / D	12.0		33,294	446	0	28,077	61,817	61,817
08-N13007	Investigator III	NP	A	GG	Anchorage	100	18A	4.0		0	0	0	0	0	0

				Total Salary Costs:	4,465,313
				Total COLA:	59,686
				Total Premium Pay:	0
				Total Benefits:	2,901,375
				<b>Total Pre-Vacancy:</b>	<b>7,426,374</b>
				<b>Minus Vacancy Adjustment of 6.11%:</b>	<b>(453,774)</b>
				<b>Total Post-Vacancy:</b>	<b>6,972,600</b>
				<b>Plus Lump Sum Premium Pay:</b>	<b>0</b>
				<b>Personal Services Line 100:</b>	<b>6,972,600</b>

	Total Positions	New	Deleted
Full Time Positions:	83	0	1
Part Time Positions:	0	0	0
Non Permanent Positions:	0	0	1
<b>Positions in Component:</b>	<b>83</b>	<b>0</b>	<b>2</b>

Total Component Months:	996.0
-------------------------	-------

PCN Funding Sources:	Pre-Vacancy	Post-Vacancy	Percent
1005 General Fund/Program Receipts	1,442,224	1,354,100	19.42%
1007 Interagency Receipts	1,701	1,597	0.02%
1040 Real Estate Surety Fund	41,341	38,815	0.56%
1156 Receipt Supported Services	5,941,107	5,578,088	80.00%
<b>Total PCN Funding:</b>	<b>7,426,374</b>	<b>6,972,600</b>	<b>100.00%</b>

Note: If a position is split, an asterisk (\*) will appear in the Split/Count column. If the split position is also counted in the component, two asterisks (\*\*) will appear in this column. [No valid job title] appearing in the Job Class Title indicates that the PCN has an invalid class code or invalid range for the class code effective date of this scenario.

**Line Item Detail**  
**Department of Commerce, Community, and Economic Development**  
**Travel**

**Component:** Corporations, Business and Professional Licensing (2360)  
**RDU:** Corporations, Business and Professional Licensing (117)

Line Number	Line Name		FY2013 Actuals	FY2014 Management Plan	FY2015 Governor
72000	Travel		321.1	732.9	640.3
Expenditure Account	Servicing Agency	Explanation	FY2013 Actuals	FY2014 Management Plan	FY2015 Governor
<b>72000 Travel Detail Totals</b>			<b>321.1</b>	<b>732.9</b>	<b>640.3</b>
72100	Instate Travel	InState Transportation - Transportation costs for travel relating to field work, administration, and conventions and meetings.	263.0	420.1	400.0
72400	Out Of State Travel	Out-of-State Transportation - Transportation costs for travel relating to field work, administration, and conventions and meetings.	55.4	312.5	240.0
72700	Moving Costs	Cost for moving and relocation	2.5	0.0	0.0
72900	Other Travel Costs	Miscellaneous travel related expenses.	0.2	0.3	0.3

**Line Item Detail**  
**Department of Commerce, Community, and Economic Development**  
**Services**

**Component:** Corporations, Business and Professional Licensing (2360)

**RDU:** Corporations, Business and Professional Licensing (117)

Line Number	Line Name		FY2013 Actuals	FY2014 Management Plan	FY2015 Governor
73000	Services		3,995.2	4,417.6	4,322.6
Expenditure Account			FY2013 Actuals	FY2014 Management Plan	FY2015 Governor
Servicing Agency	Explanation		FY2013 Actuals	FY2014 Management Plan	FY2015 Governor
<b>73000 Services Detail Totals</b>			<b>3,995.2</b>	<b>4,417.6</b>	<b>4,322.6</b>
73025	Education Services	Training, educational conferences, agency memberships, tuition, books and fees for work related courses.	144.0	177.0	167.0
73050	Financial Services	Financial services.	271.5	261.0	261.0
73075	Legal & Judicial Svc	Legal services and fees.	24.0	50.0	50.0
73150	Information Technlgy	Information Technology training, consulting, equipment leases, software maintenance and licensing.	76.3	130.0	150.0
73156	Telecommunication	Local, long distance, and cellular telephone charges, television, data/network, telecommunication equipment, and other wireless charges from outside vendors.	15.8	16.0	16.0
73175	Health Services	Medical, dental and psychiatric health services.	0.0	0.0	0.0
73225	Delivery Services	Freight, courier service and postage.	56.0	55.0	55.0
73421	Sef Fuel A87 Allowed		1.5	0.0	0.0
73423	Sef Oper A87 Allowed		11.1	0.0	0.0
73424	Sef Svc/Prt A87 Alwd		0.9	0.0	0.0
73428	Sef F/C A87 Allowed		0.8	0.0	0.0
73429	Sef F/C A87 Unallowd		0.4	0.0	0.0
73450	Advertising & Promos	Advertising and promotions.	16.5	16.0	16.0
73525	Utilities	Utility services.	0.0	0.0	0.0
73650	Struc/Infstruct/Land	Structure, infrastructure and land repairs, maintenance, rentals and leases.	55.2	145.0	55.0
73675	Equipment/Machinery	Machinery, furniture and equipment purchase, repair, maintenance, rental, and leases.	31.3	23.0	23.0
73750	Other Services (Non IA Svcs)	Program management/consulting, economic/development, safety-related services,	51.7	38.0	41.7

**Line Item Detail**  
**Department of Commerce, Community, and Economic Development**  
**Services**

**Component:** Corporations, Business and Professional Licensing (2360)

**RDU:** Corporations, Business and Professional Licensing (117)

Expenditure Account	Servicing Agency	Explanation	FY2013 Actuals	FY2014 Management Plan	FY2015 Governor
<b>73000 Services Detail Totals</b>			<b>3,995.2</b>	<b>4,417.6</b>	<b>4,322.6</b>
		printing, copying, and other services.			
73805		IT-Non-Telecommunication	46.9	0.0	0.0
73805	Admin	Enterprise Technology Services - Multiple computer services - including mainframe applications, Alaska Budget System (ABS), antivirus and MICS.	0.0	54.0	46.9
73806		IT-Telecommunication	119.5	0.0	0.0
73806	Admin	Enterprise Technology Services - Non-telephone telecommunication services, including dedicated circuits, space and power, radio circuits, videoconferencing, etc. (EPR).	0.0	94.0	94.0
73806	Admin	Enterprise Technology Services - Phone services, including line rental, voice mail, equipment and fax equipment on State network (PBX).	0.0	0.0	0.0
73807		Storage	1.4	0.0	0.0
73808		Building Maintenance	0.0	1.9	1.9
73809		Mail	107.9	0.0	0.0
73809	Admin	Division of General Services - Pro-rated share of expenses relating to central mailroom support and services.	0.0	118.0	118.0
73810		Human Resources	51.9	0.0	0.0
73810	Admin	Division of Personnel - Human resource and personnel services	0.0	65.0	65.0
73811		Building Leases	356.3	0.0	0.0
73811	Admin	Rental of state owned building in the Juneau State Office Building and the Atwood Building	0.0	380.0	370.4
73812		Legal	705.5	0.0	0.0
73812	Law	Legal services and fees.	0.0	836.2	836.2
73813		Auditing	0.0	0.0	0.0
73814		Insurance	1.0	0.0	0.0
73814	Admin	Division of Risk Management - Risk management	0.0	1.2	1.2

**Line Item Detail**  
**Department of Commerce, Community, and Economic Development**  
**Services**

**Component:** Corporations, Business and Professional Licensing (2360)

**RDU:** Corporations, Business and Professional Licensing (117)

Expenditure Account	Servicing Agency	Explanation	FY2013 Actuals	FY2014 Management Plan	FY2015 Governor
<b>73000 Services Detail Totals</b>			<b>3,995.2</b>	<b>4,417.6</b>	<b>4,322.6</b>
		insurance charges for leased buildings, repossessed properties, aviation, public official bonds, and overhead.			
73815	Financial		4.7	0.0	0.0
73815	Financial	Admin	0.0	5.0	5.0
		Division of Finance - Computer services for state accounting (AKSAS) and payroll (AKPAY) systems.			
73816	ADA Compliance		1.0	0.0	0.0
73816	ADA Compliance	Labor	0.0	0.9	0.9
		Division of Vocational Rehabilitation - Pro-rated share of expenses relating to Americans with Disabilities Act (ADA) enforcement.			
73818	Training (Services-IA Svcs)		0.5	0.0	0.0
73818	Training (Services-IA Svcs)	Admin	0.0	0.5	0.5
		Division of Finance - Miscellaneous training, including Alaska State Accounting System (AKSAS) and reporting classes.			
73819	Commission Sales (IA Svcs)		1.3	0.0	0.0
73819	Commission Sales (IA Svcs)	State Travel Office	0.0	1.5	1.5
		US Travel LLC, STO Advance Only, for all US Travel payments.			
73821	Hearing/Mediation (IA Svcs)		78.2	0.0	0.0
73821	Hearing/Mediation (IA Svcs)	Admin	0.0	150.0	150.0
		Office of Administrative Hearings - Hearing Officers.			
73827	Safety (IA Svcs)		137.0	0.0	0.0
73827	Safety (IA Svcs)	PubSaf	0.0	135.0	135.0
		Background history checks for Collection Agency, Nursing and Nurse Aide Registry programs in accordance with licensing requirements under AS 08.01. The processing fee per fingerprinting card is \$59.00.			
73848	State Equip Fleet	Trans	0.0	18.0	18.0
		State Equipment Fleet Services.			
73979	Mgmt/Consulting (IA Svcs)		1,625.1	0.0	0.0
73979	Mgmt/Consulting (IA Svcs)	Commissioner's Office	0.0	202.2	200.2
		Commissioner's office - Management support services.			
73979	Mgmt/Consulting (IA Svcs)	DEC	0.0	5.0	5.0
73979	Mgmt/Consulting (IA Svcs)	Administrative Services	0.0	1,083.2	1,083.2
		Division of Administrative Services - Management support services.			

**Line Item Detail**

**Department of Commerce, Community, and Economic Development  
Services**

**Component:** Corporations, Business and Professional Licensing (2360)

**RDU:** Corporations, Business and Professional Licensing (117)

<b>Expenditure Account</b>	<b>Servicing Agency</b>	<b>Explanation</b>	<b>FY2013 Actuals</b>	<b>FY2014 Management Plan</b>	<b>FY2015 Governor</b>	
<b>73000 Services Detail Totals</b>			<b>3,995.2</b>	<b>4,417.6</b>	<b>4,322.6</b>	
73979	Mgmt/Consulting (IA Svcs)	Labor	Administration of Construction Contractor, Electrical, and Mechanical Administrators licensing enforcement program.	0.0	355.0	355.0

**Line Item Detail**

**Department of Commerce, Community, and Economic Development  
Commodities**

**Component:** Corporations, Business and Professional Licensing (2360)

**RDU:** Corporations, Business and Professional Licensing (117)

<b>Line Number</b>	<b>Line Name</b>		<b>FY2013 Actuals</b>	<b>FY2014 Management Plan</b>	<b>FY2015 Governor</b>
74000	Commodities		392.7	110.5	110.0
<b>Expenditure Account</b>			<b>FY2013 Actuals</b>	<b>FY2014 Management Plan</b>	<b>FY2015 Governor</b>
	<b>Servicing Agency</b>	<b>Explanation</b>			
<b>74000 Commodities Detail Totals</b>			<b>392.7</b>	<b>110.5</b>	<b>110.0</b>
74200	Business	Standard office supplies and replacement furniture.	388.6	106.8	106.3
74480	Household & Instit.	Food supplies.	4.0	3.1	3.1
74600	Safety (Commodities)	Safety equipment.	0.1	0.1	0.1
74650	Repair/Maintenance (Commodities)	Repair and maintenance.	0.0	0.5	0.5



**Line Item Detail**  
**Department of Commerce, Community, and Economic Development**  
**Capital Outlay**

**Component:** Corporations, Business and Professional Licensing (2360)  
**RDU:** Corporations, Business and Professional Licensing (117)

Line Number	Line Name		FY2013 Actuals	FY2014 Management Plan	FY2015 Governor
75000	Capital Outlay		7.9	137.4	137.4
Expenditure Account	Servicing Agency	Explanation	FY2013 Actuals	FY2014 Management Plan	FY2015 Governor
<b>75000 Capital Outlay Detail Totals</b>			<b>7.9</b>	<b>137.4</b>	<b>137.4</b>
75300	Structs & Infrastr	Structures and Infrastructures.	0.0	80.0	80.0
75700	Equipment	Data processing equipment replacement and upgrades; trade show booth and other promotional equipment replacement and upgrades	7.9	57.4	57.4

**Unrestricted Revenue Detail**  
**Department of Commerce, Community, and Economic Development**

**Component:** Corporations, Business and Professional Licensing (2360)  
**RDU:** Corporations, Business and Professional Licensing (117)

<b>Master Account</b>	<b>Revenue Description</b>				<b>FY2013 Actuals</b>	<b>FY2014 Management Plan</b>	<b>FY2015 Governor</b>
51060	General Fund Program Receipts				10,192.3	0.0	0.0
<b>Detail Information</b>							
<b>Revenue Amount</b>	<b>Revenue Description</b>	<b>Component</b>	<b>Collocation Code</b>	<b>AKSAS Fund</b>	<b>FY2013 Actuals</b>	<b>FY2014 Management Plan</b>	<b>FY2015 Governor</b>
51060	GF Program Receipts				10,192.3	0.0	0.0
	Overcollected GFPR - reported as UR						

**Unrestricted Revenue Detail**  
**Department of Commerce, Community, and Economic Development**

**Component:** Corporations, Business and Professional Licensing (2360)  
**RDU:** Corporations, Business and Professional Licensing (117)

<b>Master Account</b>	<b>Revenue Description</b>	<b>FY2013 Actuals</b>	<b>FY2014 Management Plan</b>	<b>FY2015 Governor</b>
51073	Receipt Supported Services	0.0	0.0	0.0

<b>Detail Information</b>					<b>FY2013 Actuals</b>	<b>FY2014 Management Plan</b>	<b>FY2015 Governor</b>
<b>Revenue Amount</b>	<b>Revenue Description</b>	<b>Component</b>	<b>Collocation Code</b>	<b>AKSAS Fund</b>			
51073	Receipt Supported Services				0.0	0.0	0.0
	Overcollected RSS - reported as unrestricted.						

**Unrestricted Revenue Detail**  
**Department of Commerce, Community, and Economic Development**

**Component:** Corporations, Business and Professional Licensing (2360)  
**RDU:** Corporations, Business and Professional Licensing (117)

<b>Master Account</b>	<b>Revenue Description</b>				<b>FY2013 Actuals</b>	<b>FY2014 Management Plan</b>	<b>FY2015 Governor</b>
51173	Business License Receipts				526.8	0.0	0.0
<b>Detail Information</b>							
<b>Revenue Amount</b>	<b>Revenue Description</b>	<b>Component</b>	<b>Collocation Code</b>	<b>AKSAS Fund</b>	<b>FY2013 Actuals</b>	<b>FY2014 Management Plan</b>	<b>FY2015 Governor</b>
51173	Business License Receipts				526.8	0.0	0.0

**Unrestricted Revenue Detail**  
**Department of Commerce, Community, and Economic Development**

**Component:** Corporations, Business and Professional Licensing (2360)  
**RDU:** Corporations, Business and Professional Licensing (117)

<b>Master Account</b>	<b>Revenue Description</b>				<b>FY2013 Actuals</b>	<b>FY2014 Management Plan</b>	<b>FY2015 Governor</b>
68515	Unrestricted Fund				61.1	0.0	0.0
<b>Detail Information</b>							
<b>Revenue Amount</b>	<b>Revenue Description</b>	<b>Component</b>	<b>Collocation Code</b>	<b>AKSAS Fund</b>	<b>FY2013 Actuals</b>	<b>FY2014 Management Plan</b>	<b>FY2015 Governor</b>
61002	Professional & Occup				61.0	0.0	0.0
66150	Recovery Of Expenses Prior year reimbursement recovery.				0.1	0.0	0.0

**Restricted Revenue Detail**  
**Department of Commerce, Community, and Economic Development**

**Component:** Corporations, Business and Professional Licensing (2360)  
**RDU:** Corporations, Business and Professional Licensing (117)

Master Account	Revenue Description				FY2013 Actuals	FY2014 Management Plan	FY2015 Governor
51010	Federal Receipts				98.2	90.0	90.0
<b>Detail Information</b>							
Revenue Amount	Revenue Description	Component	Collocation Code	AKSAS Fund	FY2013 Actuals	FY2014 Management Plan	FY2015 Governor
51010	Federal Receipts				98.2	90.0	90.0
	Miscellaneous Federal Receipts						

**Restricted Revenue Detail**  
**Department of Commerce, Community, and Economic Development**

**Component:** Corporations, Business and Professional Licensing (2360)  
**RDU:** Corporations, Business and Professional Licensing (117)

<b>Master Account</b>	<b>Revenue Description</b>				<b>FY2013 Actuals</b>	<b>FY2014 Management Plan</b>	<b>FY2015 Governor</b>
51015	Interagency Receipts				120.9	150.0	254.5
<b>Detail Information</b>							
<b>Revenue Amount</b>	<b>Revenue Description</b>	<b>Component</b>	<b>Collocation Code</b>	<b>AKSAS Fund</b>	<b>FY2013 Actuals</b>	<b>FY2014 Management Plan</b>	<b>FY2015 Governor</b>
51015	Interagency Receipts Misc interagency receipts for services to other state agencies as needed				120.9	25.0	47.5
51015	Interagency Receipts DOR Child Support Enforcement	Child Support Services			0.0	5.0	7.0
51015	Interagency Receipts H&SS Nurse Aide Training & Competency Evaluation Program	Nursing			0.0	120.0	200.0

**Restricted Revenue Detail**  
**Department of Commerce, Community, and Economic Development**

**Component:** Corporations, Business and Professional Licensing (2360)  
**RDU:** Corporations, Business and Professional Licensing (117)

<b>Master Account</b>	<b>Revenue Description</b>				<b>FY2013 Actuals</b>	<b>FY2014 Management Plan</b>	<b>FY2015 Governor</b>
51060	General Fund Program Receipts				2,050.7	1,989.6	1,945.3
<b>Detail Information</b>							
<b>Revenue Amount</b>	<b>Revenue Description</b>	<b>Component</b>	<b>Collocation Code</b>	<b>AKSAS Fund</b>	<b>FY2013 Actuals</b>	<b>FY2014 Management Plan</b>	<b>FY2015 Governor</b>
51060	GF Program Receipts				2,050.7	1,989.6	1,945.3
	Revenue from Corporate & Business Licensing						



**Restricted Revenue Detail**  
**Department of Commerce, Community, and Economic Development**

**Component:** Corporations, Business and Professional Licensing (2360)  
**RDU:** Corporations, Business and Professional Licensing (117)

<b>Master Account</b>	<b>Revenue Description</b>				<b>FY2013 Actuals</b>	<b>FY2014 Management Plan</b>	<b>FY2015 Governor</b>
51063	Statutory Designated Program Receipts				0.0	20.0	20.0
<b>Detail Information</b>							
<b>Revenue Amount</b>	<b>Revenue Description</b>	<b>Component</b>	<b>Collocation Code</b>	<b>AKSAS Fund</b>	<b>FY2013 Actuals</b>	<b>FY2014 Management Plan</b>	<b>FY2015 Governor</b>
51063	Stat Desig Prog Rec 3rd Party Reimbursements for board travel.				0.0	20.0	20.0

**Restricted Revenue Detail**  
**Department of Commerce, Community, and Economic Development**

**Component:** Corporations, Business and Professional Licensing (2360)  
**RDU:** Corporations, Business and Professional Licensing (117)

Master Account	Revenue Description	FY2013 Actuals	FY2014 Management Plan	FY2015 Governor
51073	Receipt Supported Services	8,840.2	9,819.5	9,584.5

Detail Information					FY2013 Actuals	FY2014 Management Plan	FY2015 Governor
Revenue Amount	Revenue Description	Component	Collocation Code	AKSAS Fund			
51073	Receipt Supported Services Revenue from Professional Licensing.				8,840.2	9,819.5	9,584.5

**Restricted Revenue Detail**  
**Department of Commerce, Community, and Economic Development**

**Component:** Corporations, Business and Professional Licensing (2360)  
**RDU:** Corporations, Business and Professional Licensing (117)

<b>Master Account</b>	<b>Revenue Description</b>				<b>FY2013 Actuals</b>	<b>FY2014 Management Plan</b>	<b>FY2015 Governor</b>
51360	Real Estate Surety Fund				88.6	288.8	288.6
<b>Detail Information</b>							
<b>Revenue Amount</b>	<b>Revenue Description</b>	<b>Component</b>	<b>Collocation Code</b>	<b>AKSAS Fund</b>	<b>FY2013 Actuals</b>	<b>FY2014 Management Plan</b>	<b>FY2015 Governor</b>
51360	Real Estate Surety Real Estate Surety Fund.			11121	88.6	288.8	288.6

**Inter-Agency Services**  
**Department of Commerce, Community, and Economic Development**

**Component:** Corporations, Business and Professional Licensing (2360)  
**RDU:** Corporations, Business and Professional Licensing (117)

Expenditure Account	Service Description	Service Type	Servicing Agency	FY2014		
				FY2013 Actuals	Management Plan	FY2015 Governor
73421	Sef Fuel A87 Allowed	Inter-dept		1.5	0.0	0.0
<b>73421 Sef Fuel A87 Allowed subtotal:</b>				<b>1.5</b>	<b>0.0</b>	<b>0.0</b>
73423	Sef Oper A87 Allowed	Inter-dept		11.1	0.0	0.0
<b>73423 Sef Oper A87 Allowed subtotal:</b>				<b>11.1</b>	<b>0.0</b>	<b>0.0</b>
73424	Sef Svc/Prt A87 Alwd	Inter-dept		0.9	0.0	0.0
<b>73424 Sef Svc/Prt A87 Alwd subtotal:</b>				<b>0.9</b>	<b>0.0</b>	<b>0.0</b>
73428	Sef F/C A87 Allowed	Inter-dept		0.8	0.0	0.0
<b>73428 Sef F/C A87 Allowed subtotal:</b>				<b>0.8</b>	<b>0.0</b>	<b>0.0</b>
73429	Sef F/C A87 Unallowd	Inter-dept		0.4	0.0	0.0
<b>73429 Sef F/C A87 Unallowd subtotal:</b>				<b>0.4</b>	<b>0.0</b>	<b>0.0</b>
73805	IT-Non-Telecommunication	Inter-dept		46.9	0.0	0.0
73805	IT-Non-Telecommunication	Enterprise Technology Services - Multiple computer services - including mainframe applications, Alaska Budget System (ABS), antivirus and MICS.	Inter-dept Admin	0.0	54.0	46.9
<b>73805 IT-Non-Telecommunication subtotal:</b>				<b>46.9</b>	<b>54.0</b>	<b>46.9</b>
73806	IT-Telecommunication	Inter-dept		119.5	0.0	0.0
73806	IT-Telecommunication	Enterprise Technology Services - Non-telephone telecommunication services, including dedicated circuits, space and power, radio circuits, videoconferencing, etc. (EPR).	Inter-dept Admin	0.0	94.0	94.0
73806	IT-Telecommunication	Enterprise Technology Services - Phone services, including line rental, voice mail, equipment and fax equipment on State network (PBX).	Inter-dept Admin	0.0	0.0	0.0
<b>73806 IT-Telecommunication subtotal:</b>				<b>119.5</b>	<b>94.0</b>	<b>94.0</b>
73807	Storage	Inter-dept		1.4	0.0	0.0
<b>73807 Storage subtotal:</b>				<b>1.4</b>	<b>0.0</b>	<b>0.0</b>
73808	Building Maintenance	Inter-dept		0.0	1.9	1.9
<b>73808 Building Maintenance subtotal:</b>				<b>0.0</b>	<b>1.9</b>	<b>1.9</b>
73809	Mail	Inter-dept		107.9	0.0	0.0
73809	Mail	Division of General Services - Pro-rated share of expenses relating to central mailroom support and services.	Inter-dept Admin	0.0	118.0	118.0
<b>73809 Mail subtotal:</b>				<b>107.9</b>	<b>118.0</b>	<b>118.0</b>
73810	Human Resources	Inter-dept		51.9	0.0	0.0
73810	Human Resources	Division of Personnel - Human resource and personnel services	Inter-dept Admin	0.0	65.0	65.0
<b>73810 Human Resources subtotal:</b>				<b>51.9</b>	<b>65.0</b>	<b>65.0</b>
73811	Building Leases	Inter-dept		356.3	0.0	0.0
73811	Building Leases	Rental of state owned building in the Juneau State Office Building and the Atwood Building	Inter-dept Admin	0.0	380.0	370.4
<b>73811 Building Leases subtotal:</b>				<b>356.3</b>	<b>380.0</b>	<b>370.4</b>

**Inter-Agency Services**  
**Department of Commerce, Community, and Economic Development**

**Component:** Corporations, Business and Professional Licensing (2360)  
**RDU:** Corporations, Business and Professional Licensing (117)

Expenditure Account	Service Description	Service Type	Servicing Agency	FY2013 Actuals	FY2014	
					Management Plan	FY2015 Governor
73812	Legal	Inter-dept		705.5	0.0	0.0
73812	Legal	Inter-dept	Law	0.0	836.2	836.2
<b>73812 Legal subtotal:</b>				<b>705.5</b>	<b>836.2</b>	<b>836.2</b>
73813	Auditing	Inter-dept		0.0	0.0	0.0
<b>73813 Auditing subtotal:</b>				<b>0.0</b>	<b>0.0</b>	<b>0.0</b>
73814	Insurance	Inter-dept		1.0	0.0	0.0
73814	Insurance	Inter-dept	Admin	0.0	1.2	1.2
<b>73814 Insurance subtotal:</b>				<b>1.0</b>	<b>1.2</b>	<b>1.2</b>
73815	Financial	Inter-dept		4.7	0.0	0.0
73815	Financial	Inter-dept	Admin	0.0	5.0	5.0
<b>73815 Financial subtotal:</b>				<b>4.7</b>	<b>5.0</b>	<b>5.0</b>
73816	ADA Compliance	Inter-dept		1.0	0.0	0.0
73816	ADA Compliance	Inter-dept	Labor	0.0	0.9	0.9
<b>73816 ADA Compliance subtotal:</b>				<b>1.0</b>	<b>0.9</b>	<b>0.9</b>
73818	Training (Services-IA Svcs)	Inter-dept		0.5	0.0	0.0
73818	Training (Services-IA Svcs)	Inter-dept	Admin	0.0	0.5	0.5
<b>73818 Training (Services-IA Svcs) subtotal:</b>				<b>0.5</b>	<b>0.5</b>	<b>0.5</b>
73819	Commission Sales (IA Svcs)	Inter-dept		1.3	0.0	0.0
73819	Commission Sales (IA Svcs)	Inter-dept	State Travel Office	0.0	1.5	1.5
<b>73819 Commission Sales (IA Svcs) subtotal:</b>				<b>1.3</b>	<b>1.5</b>	<b>1.5</b>
73821	Hearing/Mediation (IA Svcs)	Inter-dept		78.2	0.0	0.0
73821	Hearing/Mediation (IA Svcs)	Inter-dept	Admin	0.0	150.0	150.0
<b>73821 Hearing/Mediation (IA Svcs) subtotal:</b>				<b>78.2</b>	<b>150.0</b>	<b>150.0</b>
73827	Safety (IA Svcs)	Inter-dept		137.0	0.0	0.0
73827	Safety (IA Svcs)	Inter-dept	PubSaf	0.0	135.0	135.0
<b>73827 Safety (IA Svcs) subtotal:</b>				<b>137.0</b>	<b>135.0</b>	<b>135.0</b>

**Inter-Agency Services**  
**Department of Commerce, Community, and Economic Development**

**Component:** Corporations, Business and Professional Licensing (2360)

**RDU:** Corporations, Business and Professional Licensing (117)

Expenditure Account	Service Description	Service Type	Servicing Agency	FY2013 Actuals	FY2014	
					Management Plan	FY2015 Governor
73848	State Equip Fleet	State Equipment Fleet Services.	Inter-dept Trans	0.0	18.0	18.0
<b>73848 State Equip Fleet subtotal:</b>				<b>0.0</b>	<b>18.0</b>	<b>18.0</b>
73979	Mgmt/Consulting (IA Svcs)		Inter-dept	1,625.1	0.0	0.0
73979	Mgmt/Consulting (IA Svcs)	Commissioner's office - Management support services.	Intra-dept	0.0	202.2	200.2
			Commissioner's Office			
73979	Mgmt/Consulting (IA Svcs)	Body Art and Body Piercing Regulations.	Inter-dept	0.0	5.0	5.0
73979	Mgmt/Consulting (IA Svcs)	Division of Administrative Services - Management support services.	Intra-dept	0.0	1,083.2	1,083.2
			Administrative Services			
73979	Mgmt/Consulting (IA Svcs)	Administration of Construction Contractor, Electrical, and Mechanical Administrators licensing enforcement program.	Inter-dept	0.0	355.0	355.0
			Labor			
<b>73979 Mgmt/Consulting (IA Svcs) subtotal:</b>				<b>1,625.1</b>	<b>1,645.4</b>	<b>1,643.4</b>
<b>Corporations, Business and Professional Licensing total:</b>				<b>3,252.9</b>	<b>3,506.6</b>	<b>3,487.9</b>
<b>Grand Total:</b>				<b>3,252.9</b>	<b>3,506.6</b>	<b>3,487.9</b>