

**State of Alaska
FY2016 Governor Amended Operating
Budget**

**Department of Commerce, Community, and Economic
Development
Investments
RDU/Component Budget Summary**

RDU/Component: Investments

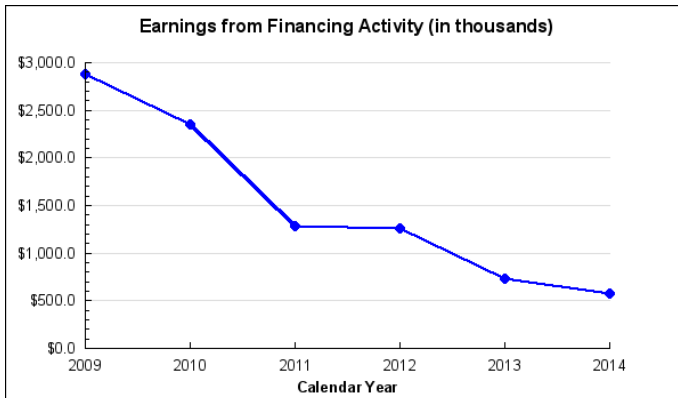
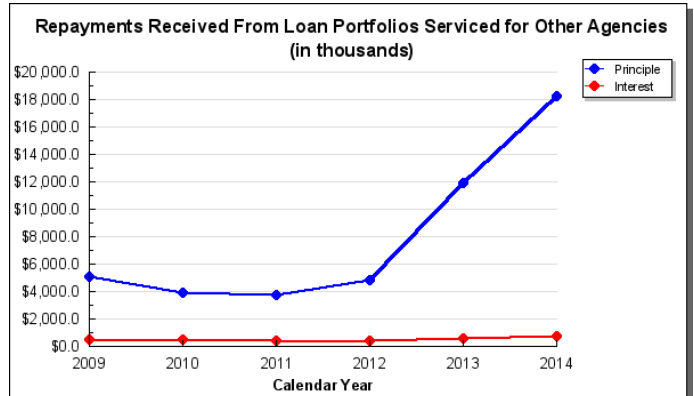
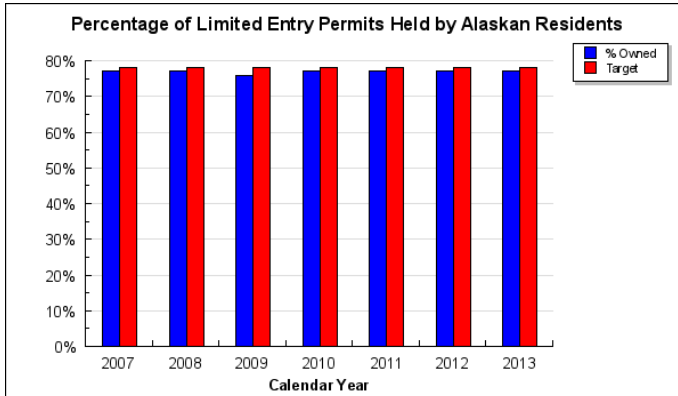
(There is only one component in this RDU. To reduce duplicate information, we did not print a separate RDU section.)

Contribution to Department's Mission

Promote economic development opportunities.

Results

(Additional performance information is available on the web at <https://omb.alaska.gov/results>.)



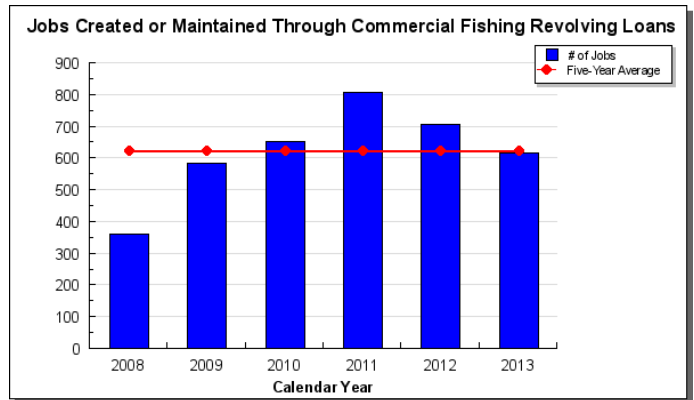
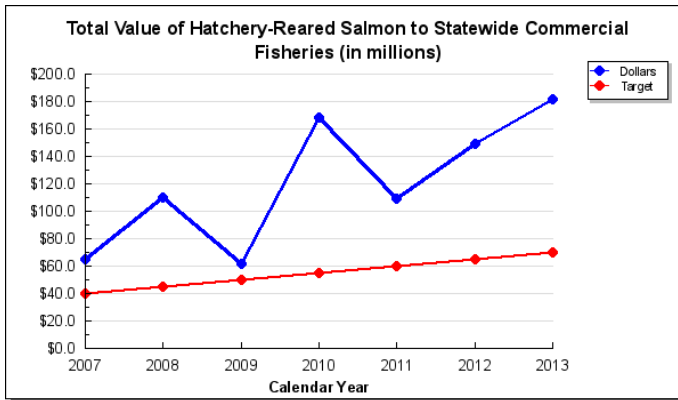
Core Services

- Business Financing
- Inter-Agency Services
- Financial Management

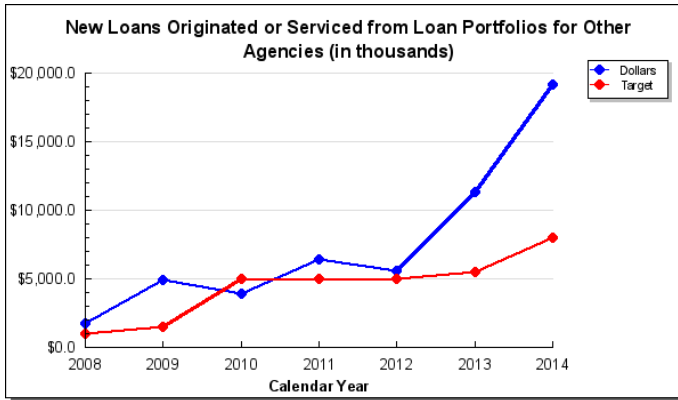
Measures by Core Service

(Additional performance information is available on the web at <https://omb.alaska.gov/results>.)

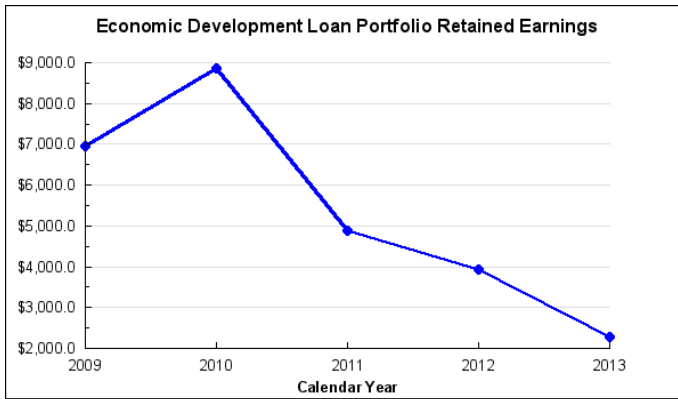
1. Business Financing



2. Inter-Agency Services



3. Financial Management



Major Component Accomplishments in 2014

Financing and Loan Programs

- Provide risk capital to stimulate business development and a stronger entrepreneurial ecosystem through direct state loan origination and servicing under 26 active programs. For FY2014, the division made 262 loans totaling \$29.8 million from the following loan programs:
- Alaska Capstone Avionics Revolving Loan Fund – One loan totaling \$60,000 to an Alaskan aircraft owner and collected repayments of \$160,900.

- Alaska Microloans Revolving Loan Fund – Five loans totaling \$186,600 and collected repayments of \$11,900.
- Commercial Fishing Revolving Loan Fund – Two hundred thirty-five new loans totaling \$18.9 million, and created and/or saved 614 jobs. Twenty-five of these loans, totaling \$1.8 million, were for the purpose of upgrading older vessel engines to newer more fuel-efficient models, which had a positive effect on the environment and created cost savings. In addition, 103 extension requests and 28 refinancing applications were processed. Delinquency and foreclosure rate was at a record low .9 percent.
- Fisheries Enhancement Revolving Loan Fund – Five loans totaling \$7.5 million to hatchery operators; collected \$3.3 million in repayments.
- Community Charter Fisheries - One loan totaling \$60,000 to an Alaskan commercial charter operator to promote Alaskan ownership of charter halibut permits.
- Community Quota Entity (CQE) Fund – One loan totaling \$176,700 to a CQE for the purchase of quota shares through the National Marine Fisheries Service program which is then leased back to local resident fishermen.
- Rural Development Initiative Fund – Five loans totaling \$698,500 for equipment and working capital created and/or retained 30 jobs. The private leverage (match) was almost \$300,000.
- Small Business Economic Development Loans – Six loans totaling \$1.2 million created and/or saved 28 jobs. The private leverage (match) was \$2.9 million.
- Bulk Fuel and Bridge Loan Fund Programs – One hundred twenty four new loans totaling \$17.2 million, with repayments of \$17.5 million collected.
- Provided loan servicing in four portfolios for AIDEA and DCRA.
- Salmon Enhancement Tax (SET) Distribution Program – Provided \$12.9 million to seven qualified regional aquaculture associations. The Yakutat Regional Aquaculture Associations is a brand new association and this was their first year to receive SET funds.
- Extensive outreach efforts with Central, Southcentral, Cook Inlet, Kodiak, Prince William Sound and Southeast Alaska regions to present information on loan programs and meet with interested parties. Outreach in areas that have experienced economic difficulties resulted in loans to commercial fishing harvesters, restaurants, tenders, lodges, and aircraft and boat charters.
- Volunteer Tax and Loan program (VTLP) – During the 2013 tax season, VTLP teams visited a total of 80 rural communities to provide tax preparation and loan application services. VTLP volunteers prepared about 4,800 tax returns and assisted 9,137 taxpayers in the preparation of current year tax returns. These efforts generated \$6.9 million in tax refunds for Alaskans.

Key Component Challenges

- Investments has been highly successful promoting rural economic development through the provision of access to capita but demand outstrips supply. The most commonly utilized programs administered by DED include the Rural Development Initiative Fund (RDIF), Small Business Economic Development Fund (SBED), and the Commercial Fishing Revolving Loan Fund (CFRLF). DED will continue to increase the outreach efforts to increase economic activity and employment opportunities in rural areas of the state. Currently, the division is forced to turn down RDIF applicants because current granting authority is fully utilized.
- Both the Commercial Fisheries Revolving Loan Fund (CFRLF) and the Fisheries Enhancement Revolving Loan Fund (FERLF) play an extremely important role in the fishing industry. Loans that help Alaskan harvesters purchase limited entry permits, vessels and gear continue to be a major focus of the CFRLF program, with Product Quality Improvement and Community Quota Entity loans also emphasized. While these programs accomplish very important policy goals, as they promote a predominantly resident fishery and create jobs throughout the state, as asset prices increase the loan amounts are increasingly insufficient to meet the needs of fishermen. Additionally, there remains unfounded perception that these programs compete with the private sector which has led to legislative activity designed to weaken the impact and reach of DED's loan programs.

Significant Changes in Results to be Delivered in FY2016

No significant changes.

Statutory and Regulatory Authority

AS 16.10.300 -.370 Commercial Fishing Loan Act
AS 16.10.500 -.560 Fisheries Enhancement Loan Program
AS 26.15.010 -.170 Veterans' Loans

AS 27.09.010 -.060 Mining Loan Fund
AS 44.29.210 -.230 Alcoholism and Drug Abuse Revolving Loan Fund
AS 44.33.010 -.118 Department of Commerce, Community, and Economic Development
AS 44.33.020 & AS 44.33.740 Rural Development
AS 44.33.020 Department of Commerce, Community and Economic Development
AS 44.33.240 -.275 Child Care Facility Revolving Loan Fund
AS 44.33.650 - 690 Alaska Capstone Avionics Revolving Loan Fund
AS 44.88.400 -.430 Small Business Economic Development Revolving Loan Fund
AS 44.88.600 -.900 Rural Development Initiative Fund
AS 45.81.100 -.190 Tourism Revolving Loan Fund
AS 45.81.200 -.290 Small Business Loans
AS 45.88.010 -.050 Alternative Energy Revolving Loan Fund
AS 45.88.100 -.190 Residential Energy Conservation Fund
AS 45.98.010 -.070 Historical District Revolving Loan Fund
3 AAC 170.010 -.900 Rural Development Initiative Fund
3 AAC 41.010 -.900 Veteran's Loan Assumptions
3 AAC 75.010 - 900 Capstone Avionics Revolving Loan Fund
3 AAC 77.010 -.900 Repossessed Property
3 AAC 78.010 -.900 Alternative Energy Loan Act
3 AAC 79.010 -.900 Residential Energy Conservation Loans
3 AAC 80.010 -.900 Commercial Fishing Loans
3 AAC 82.010 -.900 Child Care Facility Loan Fund
3 AAC 83.010 -.900 Historical District Loans
3 AAC 84.010 -.900 Tourist Industry Loan Assumptions Alaska (Repealed)
3 AAC 86.010 -.900 Small Business Loan Assumptions
3 AAC 87.010 -.900 Mining Loans
3 AAC 89.010 -.900 Fisheries Enhancement Tax Appropriations
3 AAC 99.800 -.820 Small Business Economic Development Loan Program

Contact Information
<p>Contact: Joe Jacobson, Division Director Phone: (907) 465-2625 Fax: (907) 465-2690 E-mail: joseph.jacobson@alaska.gov</p>

**Investments
Component Financial Summary**

All dollars shown in thousands

	FY2014 Actuals	FY2015 Management Plan	FY2016 Governor Amended
Non-Formula Program:			
Component Expenditures:			
71000 Personal Services	3,291.0	3,728.6	3,804.7
72000 Travel	53.8	93.1	93.1
73000 Services	1,019.6	1,473.2	1,473.2
74000 Commodities	64.6	51.5	51.5
75000 Capital Outlay	0.0	14.3	14.3
77000 Grants, Benefits	0.0	0.0	0.0
78000 Miscellaneous	0.0	0.0	0.0
Expenditure Totals	4,429.0	5,360.7	5,436.8
Funding Sources:			
1007 Interagency Receipts	0.0	29.6	29.6
1036 Commercial Fishing Loan Fund	3,559.3	4,332.2	4,395.7
1070 Fisheries Enhancement Revolving Loan Fund	614.3	613.7	620.3
1074 Bulk Fuel Revolving Loan Fund	54.1	54.4	55.4
1164 Rural Development Initiative Fund	43.0	58.3	59.2
1170 Small Business Economic Development Revolving Loan Fund	41.9	56.1	56.9
1209 Alaska Capstone Avionics Revolving Loan Fund	31.9	131.6	133.6
1223 Commercial Charter Fisheries RLF	18.8	18.9	19.2
1224 Mariculture Revolving Loan Fund	18.8	18.9	19.2
1225 Community Quota Entity Revolving Loan Fund	37.6	37.7	38.3
1227 Alaska Microloan Revolving Loan Fund	9.3	9.3	9.4
Funding Totals	4,429.0	5,360.7	5,436.8

Estimated Revenue Collections

Description	Master Revenue Account	FY2014 Actuals	FY2015 Management Plan	FY2016 Governor Amended
Unrestricted Revenues				
Unrestricted Fund	68515	0.1	0.0	0.0
Unrestricted Total		0.1	0.0	0.0
Restricted Revenues				
AK Capstone Avionics Revolving Loan Fund	51242	31.9	131.6	133.6
Alaska Microloan RLF	51504	9.3	9.3	9.4
Bulk Fuel Revolving Loan Fund	51270	54.1	54.4	55.4

Estimated Revenue Collections				
Description	Master Revenue Account	FY2014 Actuals	FY2015 Management Plan	FY2016 Governor Amended
Commercial Charter Fisheries RLF	51505	18.8	18.9	19.2
Commercial Fishing Loan Fund	51100	3,559.3	4,332.2	4,395.7
Community Quota Entity RLF	51506	37.6	37.7	38.3
Fisheries Enhance. Revolving Loan Fund	51245	614.3	613.7	620.3
Interagency Receipts	51015	0.0	29.6	29.6
Mariculture RLF	51507	18.8	18.9	19.2
Rural Development Initiative Fund (2000)	51435	43.0	58.3	59.2
Small Business Dev Revolving Loan Fund	51467	41.9	56.1	56.9
Restricted Total		4,429.0	5,360.7	5,436.8
Total Estimated Revenues		4,429.1	5,360.7	5,436.8

**Summary of Component Budget Changes
From FY2015 Management Plan to FY2016 Governor Amended**

All dollars shown in thousands

	<u>Unrestricted Gen (UGF)</u>	<u>Designated Gen (DGF)</u>	<u>Other Funds</u>	<u>Federal Funds</u>	<u>Total Funds</u>
FY2015 Management Plan	0.0	5,331.1	29.6	0.0	5,360.7
Adjustments which continue current level of service:					
-FY2016 Salary Increases	0.0	78.8	0.0	0.0	78.8
-FY2016 Health Insurance Rate Reduction	0.0	-2.7	0.0	0.0	-2.7
FY2016 Governor Amended	0.0	5,407.2	29.6	0.0	5,436.8

**Investments
Personal Services Information**

Authorized Positions			Personal Services Costs	
	FY2015 Management Plan	FY2016 Governor Amended		
Full-time	39	39	Annual Salaries	2,399,329
Part-time	0	0	COLA	80,266
Nonpermanent	0	0	Premium Pay	0
			Annual Benefits	1,481,645
			<i>Less 3.95% Vacancy Factor</i>	<i>(156,540)</i>
			Lump Sum Premium Pay	0
Totals	39	39	Total Personal Services	3,804,700

Position Classification Summary

Job Class Title	Anchorage	Fairbanks	Juneau	Others	Total
Accountant III	0	0	1	0	1
Accountant IV	0	0	1	0	1
Accounting Tech I	0	0	4	0	4
Accounting Tech II	0	0	3	0	3
Accounting Tech III	0	0	3	0	3
Administrative Assistant II	0	0	2	0	2
Division Operations Manager	0	0	1	0	1
Loan Closer/Processor I	0	0	1	0	1
Loan Closer/Processor II	1	0	4	0	5
Loan Closer/Processor III	0	0	1	0	1
Loan/Collection Manager	0	0	1	0	1
Loan/Collection Off II	2	0	7	0	9
Loan/Collection Officer III	1	0	2	0	3
Office Assistant I	0	0	2	0	2
Office Assistant II	1	0	1	0	2
Totals	5	0	34	0	39

Component Detail All Funds
Department of Commerce, Community, and Economic Development

Component: Investments (AR29550) (383)
RDU: Investments (122)

	FY2014 Actuals	FY2015 Conference Committee	FY2015 Authorized	FY2015 Management Plan	FY2016 Governor Amended	FY2015 Management Plan vs FY2016 Governor Amended	
71000 Personal Services	3,291.0	3,728.6	3,728.6	3,728.6	3,804.7	76.1	2.0%
72000 Travel	53.8	93.1	93.1	93.1	93.1	0.0	0.0%
73000 Services	1,019.6	1,473.2	1,473.2	1,473.2	1,473.2	0.0	0.0%
74000 Commodities	64.6	51.5	51.5	51.5	51.5	0.0	0.0%
75000 Capital Outlay	0.0	14.3	14.3	14.3	14.3	0.0	0.0%
77000 Grants, Benefits	0.0	0.0	0.0	0.0	0.0	0.0	0.0%
78000 Miscellaneous	0.0	0.0	0.0	0.0	0.0	0.0	0.0%
Totals	4,429.0	5,360.7	5,360.7	5,360.7	5,436.8	76.1	1.4%
Fund Sources:							
1007I/A Rcpts (Other)	0.0	29.6	29.6	29.6	29.6	0.0	0.0%
1036Cm Fish Ln (DGF)	3,559.3	4,332.2	4,332.2	4,332.2	4,395.7	63.5	1.5%
1070Fish En Ln (DGF)	614.3	613.7	613.7	613.7	620.3	6.6	1.1%
1074Bulk Fuel (DGF)	54.1	54.4	54.4	54.4	55.4	1.0	1.8%
1164RDIF (DGF)	43.0	58.3	58.3	58.3	59.2	0.9	1.5%
1170SmBusEDRLF (DGF)	41.9	56.1	56.1	56.1	56.9	0.8	1.4%
1209Capstone (DGF)	31.9	131.6	131.6	131.6	133.6	2.0	1.5%
1223CharterRLF (DGF)	18.8	18.9	18.9	18.9	19.2	0.3	1.6%
1224MariculRLF (DGF)	18.8	18.9	18.9	18.9	19.2	0.3	1.6%
1225CQuota RLF (DGF)	37.6	37.7	37.7	37.7	38.3	0.6	1.6%
1227MicroRLF (DGF)	9.3	9.3	9.3	9.3	9.4	0.1	1.1%
Unrestricted General (UGF)	0.0	0.0	0.0	0.0	0.0	0.0	0.0%
Designated General (DGF)	4,429.0	5,331.1	5,331.1	5,331.1	5,407.2	76.1	1.4%
Other Funds	0.0	29.6	29.6	29.6	29.6	0.0	0.0%
Federal Funds	0.0	0.0	0.0	0.0	0.0	0.0	0.0%
Positions:							
Permanent Full Time	39	39	39	39	39	0	0.0%
Permanent Part Time	0	0	0	0	0	0	0.0%
Non Permanent	0	0	0	0	0	0	0.0%

Change Record Detail - Multiple Scenarios with Descriptions
Department of Commerce, Community, and Economic Development

Component: Investments (383)

RDU: Investments (122)

Scenario/Change Record Title	Trans Type	Totals	Personal Services	Travel	Services	Commodities	Capital Outlay	Grants, Benefits	Miscellaneous	Positions		NP
										PFT	PPT	
***** Changes From FY2015 Conference Committee To FY2015 Authorized *****												
FY2015 Conference Committee												
	ConfCom	5,360.7	3,728.6	93.1	1,473.2	51.5	14.3	0.0	0.0	39	0	0
1007 I/A Rcpts		29.6										
1036 Cm Fish Ln		4,332.2										
1070 Fish En Ln		613.7										
1074 Bulk Fuel		54.4										
1164 RDIF		58.3										
1170		56.1										
SmBusEDRLF												
1209 Capstone		131.6										
1223 CharterRLF		18.9										
1224 MariculRLF		18.9										
1225 CQuota RLF		37.7										
1227 MicroRLF		9.3										
Subtotal		5,360.7	3,728.6	93.1	1,473.2	51.5	14.3	0.0	0.0	39	0	0
***** Changes From FY2015 Authorized To FY2015 Management Plan *****												
Subtotal		5,360.7	3,728.6	93.1	1,473.2	51.5	14.3	0.0	0.0	39	0	0
***** Changes From FY2015 Management Plan To FY2016 Governor Amended *****												
FY2016 Salary Increases												
	SalAdj	78.8	78.8	0.0	0.0	0.0	0.0	0.0	0.0	0	0	0
1036 Cm Fish Ln		65.9										
1070 Fish En Ln		6.9										
1074 Bulk Fuel		1.0										
1164 RDIF		0.9										
1170		0.8										
SmBusEDRLF												
1209 Capstone		2.0										
1223 CharterRLF		0.3										
1224 MariculRLF		0.3										
1225 CQuota RLF		0.6										
1227 MicroRLF		0.1										

Cost of living adjustment for certain bargaining units: \$78.8

Year three cost of living adjustment for non-covered employees - 2.5%: \$2.4

Change Record Detail - Multiple Scenarios with Descriptions
Department of Commerce, Community, and Economic Development

Component: Investments (383)
RDU: Investments (122)

Scenario/Change Record Title	Trans Type	Totals	Personal Services	Travel	Services	Commodities	Capital Outlay	Grants, Benefits	Miscellaneous	Positions		NP
										PFT	PPT	
Year three cost of living adjustment for Alaska State Employees Association/General Government Unit - 2.5%: \$52.6												
Year three cost of living adjustment for Alaska Public Employees Association/Supervisory Unit - 2.5%: \$23.8												
FY2016 Health Insurance Rate Reduction												
	SalAdj	-2.7	-2.7	0.0	0.0	0.0	0.0	0.0	0.0	0	0	0
1036 Cm Fish Ln		-2.4										
1070 Fish En Ln		-0.3										
Select Benefits health insurance rate reduction from \$1,371 to \$1,346: \$-2.7												
Totals		5,436.8	3,804.7	93.1	1,473.2	51.5	14.3	0.0	0.0	39	0	0

Personal Services Expenditure Detail
Department of Commerce, Community, and Economic Development

Scenario: FY2016 Governor Amended (12201)
Component: Investments (383)
RDU: Investments (122)

PCN	Job Class Title	Time Status	Retire Code	Barg Unit	Location	Salary Sched	Range / Step	Comp Months	Split / Count	Annual Salaries	COLA	Premium Pay	Annual Benefits	Total Costs	UGF Amount
08-124X	Division Director	FT	A	XE	Juneau	N05	27F	8.0	*	83,992	2,817	0	39,462	126,271	0
08-1268	Loan/Collection Off II	FT	A	GP	Anchorage	200	18D / E	12.0		62,139	2,084	0	38,022	102,245	0
08-9008	Administrative Officer II	FT	A	SS	Juneau	205	19B / C	7.0	*	40,474	1,357	0	23,344	65,175	0
08-9010	Accounting Tech I	FT	A	GP	Juneau	205	12B / C	12.0		40,976	1,374	0	30,799	73,149	0
08-9012	Loan Closer/Processor II	FT	A	GP	Juneau	205	12C / D	12.0		42,823	1,436	0	31,429	75,688	0
08-9015	Accounting Tech II	FT	A	GP	Juneau	205	14B / C	12.0		46,029	1,543	0	32,524	80,096	0
08-9019	Accounting Tech II	FT	A	GP	Juneau	205	14B / C	12.0		47,255	1,585	0	32,942	81,782	0
08-9021	Loan Closer/Processor II	FT	A	GP	Juneau	205	12C / D	12.0		42,074	1,411	0	31,174	74,659	0
08-9025	Loan/Collection Off II	FT	A	GP	Juneau	205	18J / K	12.0		76,155	2,554	0	42,806	121,515	0
08-9026	Accounting Tech I	FT	A	GP	Juneau	205	12G	12.0		47,448	1,591	0	33,008	82,047	0
08-9028	Accounting Tech II	FT	A	GP	Juneau	205	14K	12.0		59,004	1,979	0	36,952	97,935	0
08-9036	Accounting Tech III	FT	A	GP	Juneau	205	16A / B	12.0		51,068	1,712	0	34,243	87,023	0
08-9038	Loan/Collection Off II	FT	A	GP	Juneau	205	18B / C	12.0		62,916	2,110	0	38,287	103,313	0
08-9039	Accountant III	FT	A	GP	Juneau	205	18G / J	12.0		73,884	2,478	0	42,030	118,392	0
08-9041	Loan/Collection Off II	FT	A	GP	Juneau	205	18J / K	12.0		76,272	2,558	0	42,845	121,675	0
08-9047	Accounting Tech I	FT	A	GP	Juneau	205	12B / C	12.0		41,256	1,383	0	30,894	73,533	0
08-9048	Accountant IV	FT	A	SS	Juneau	205	20M / N	12.0		99,456	3,335	0	50,282	153,073	0
08-9049	Accounting Tech III	FT	A	SS	Juneau	605	16A / B	12.0		54,293	1,821	0	34,868	90,982	0
08-9050	Division Operations Manager	FT	A	SS	Juneau	205	24M	12.0		125,736	4,024	0	58,716	188,476	0
08-9051	Administrative Assistant II	FT	A	GP	Juneau	205	14C	9.0	**	35,917	1,205	0	24,869	61,991	0
08-9052	Office Assistant II	FT	A	GP	Juneau	205	10B / C	12.0		36,288	1,217	0	29,199	66,704	0
08-9055	Loan Closer/Processor II	FT	A	GP	Juneau	205	12A / B	12.0		39,159	1,313	0	30,179	70,651	0
08-9057	Office Assistant I	FT	A	GP	Juneau	205	8B / C	12.0		32,611	1,094	0	27,944	61,649	0
08-9058	Loan/Collection Off II	FT	A	GP	Juneau	205	18K	12.0		77,676	2,605	0	43,325	123,606	0
08-9059	Loan/Collection Off II	FT	A	GP	Juneau	205	18G / J	12.0		72,531	2,432	0	41,569	116,532	0
08-9060	Loan Closer/Processor III	FT	A	SS	Juneau	605	14A	12.0		45,948	1,541	0	32,020	79,509	0
08-9061	Loan/Collection Officer III	FT	A	SS	Juneau	205	20K / L	12.0		91,276	3,061	0	47,490	141,827	0
08-9062	Loan/Collection Manager	FT	A	SS	Juneau	205	22K / L	12.0		105,067	3,523	0	52,197	160,787	0
08-9065	Administrative Assistant II	FT	A	GP	Juneau	205	14J	11.0	**	52,140	1,748	0	33,208	87,096	0
08-9068	Office Assistant II	FT	A	GP	Anchorage	200	10B / C	12.0		34,272	1,149	0	28,511	63,932	0
08-9069	Loan/Collection Officer III	FT	A	SS	Anchorage	200	20C / D	12.0		73,870	2,477	0	41,550	117,897	0
08-9071	Loan Closer/Processor II	FT	A	GP	Anchorage	200	12G	12.0		45,192	1,515	0	32,238	78,945	0
08-9074	Loan/Collection Officer III	FT	A	SS	Juneau	205	20K	12.0		89,316	2,995	0	46,821	139,132	0
08-9075	Office Assistant I	FT	A	GP	Juneau	205	8B / C	12.0		32,154	1,078	0	27,788	61,020	0
08-9076	Accounting Tech III	FT	A	GP	Juneau	205	16K	12.0		67,980	2,280	0	40,015	110,275	0
08-9078	Loan Closer/Processor II	FT	A	GP	Juneau	205	12D / E	12.0		44,325	1,486	0	31,942	77,753	0
08-9079	Loan/Collection Off II	FT	A	GP	Juneau	205	18D / E	12.0		66,054	2,215	0	39,358	107,627	0
08-9082	Loan/Collection Off II	FT	A	GP	Anchorage	200	18A	9.6		44,746	1,500	0	28,723	74,969	0

Note: If a position is split, an asterisk (*) will appear in the Split/Count column. If the split position is also counted in the component, two asterisks (**) will appear in this column. [No valid job title] appearing in the Job Class Title indicates that the PCN has an invalid class code or invalid range for the class code effective date of this scenario.

Personal Services Expenditure Detail
Department of Commerce, Community, and Economic Development

Scenario: FY2016 Governor Amended (12201)
Component: Investments (383)
RDU: Investments (122)

PCN	Job Class Title	Time Status	Retire Code	Barg Unit	Location	Salary Sched	Range / Step	Comp Months	Split / Count	Annual Salaries	COLA	Premium Pay	Annual Benefits	Total Costs	UGF Amount
08-9083	Loan/Collection Off II	FT	A	GP	Juneau	205	18A / B	12.0		60,555	2,031	0	37,481	100,067	0
08-9084	Loan Closer/Processor I	FT	A	GP	Juneau	205	10C / D	12.0		37,410	1,254	0	29,582	68,246	0
08-9086	Accounting Tech I	FT	A	GP	Juneau	205	12B / C	12.0		41,592	1,395	0	31,009	73,996	0
													Total Salary Costs:	2,399,329	
													Total COLA:	80,266	
													Total Premium Pay:	0	
													Total Benefits:	1,481,645	
													Total Pre-Vacancy:	3,961,240	
													Minus Vacancy Adjustment of 3.95%:	(156,540)	
													Total Post-Vacancy:	3,804,700	
													Plus Lump Sum Premium Pay:	0	
													Personal Services Line 100:	3,804,700	
Total Component Months:		476.6													

PCN Funding Sources:	Pre-Vacancy	Post-Vacancy	Percent
1036 Commercial Fishing Loan Fund	3,489,852	3,351,941	88.10%
1070 Fisheries Enhancement Revolving Loan Fund	376,318	361,447	9.50%
1164 Rural Development Initiative Fund	47,535	45,656	1.20%
1170 Small Business Economic Development Revolving Loan Fund	47,535	45,656	1.20%
Total PCN Funding:	3,961,240	3,804,700	100.00%

Note: If a position is split, an asterisk (*) will appear in the Split/Count column. If the split position is also counted in the component, two asterisks (**) will appear in this column. [No valid job title] appearing in the Job Class Title indicates that the PCN has an invalid class code or invalid range for the class code effective date of this scenario.

Line Item Detail
Department of Commerce, Community, and Economic Development
Travel

Component: Investments (383)
RDU: Investments (122)

Line Number	Line Name		FY2014 Actuals	FY2015 Management Plan	FY2016 Governor Amended
72000	Travel		53.8	93.1	93.1
Expenditure Account	Servicing Agency	Explanation	FY2014 Actuals	FY2015 Management Plan	FY2016 Governor Amended
72000 Travel Detail Totals			53.8	93.1	93.1
72100	Instate Travel	Instate Travel.	45.3	80.0	80.0
72400	Out Of State Travel	Out of state travel.	8.4	12.3	12.3
72900	Other Travel Costs	Other travel costs.	0.1	0.8	0.8

Line Item Detail
Department of Commerce, Community, and Economic Development
Services

Component: Investments (383)
RDU: Investments (122)

Line Number	Line Name		FY2014 Actuals	FY2015 Management Plan	FY2016 Governor Amended
73000	Services		1,019.6	1,473.2	1,473.2
Expenditure Account			FY2014 Actuals	FY2015 Management Plan	FY2016 Governor Amended
73000 Services Detail Totals			1,019.6	1,473.2	1,473.2
73025	Education Services		5.8	15.0	15.0
73050	Financial Services		31.2	40.0	40.0
73075	Legal & Judicial Svc		0.1	0.1	0.1
73150	Information Technlgy		11.5	30.0	30.0
73156	Telecommunication		6.7	10.0	10.0
73225	Delivery Services		3.3	15.0	15.0
73421	Sef Fuel A87 Allowed	Trans	1.4	1.4	1.4
73423	Sef Oper A87 Allowed	Trans	4.4	4.4	4.4
73424	Sef Svc/Prt A87 Alwd	Trans	3.0	3.0	3.0
73428	Sef F/C A87 Allowed	Trans	0.1	0.1	0.1
73450	Advertising & Promos		4.7	8.5	8.5
73525	Utilities		0.1	10.7	10.7
73650	Struc/Infstruct/Land		7.5	40.0	40.0

Line Item Detail
Department of Commerce, Community, and Economic Development
Services

Component: Investments (383)

RDU: Investments (122)

Expenditure Account	Servicing Agency	Explanation	FY2014 Actuals	FY2015 Management Plan	FY2016 Governor Amended	
73000 Services Detail Totals			1,019.6	1,473.2	1,473.2	
73675	Equipment/Machinery	Machinery, furniture and equipment purchase, repair, maintenance, rental, and leases.	7.3	20.0	20.0	
73750	Other Services (Non IA Svcs)	Program management/consulting, economic/development, safety-related services, printing, copying, and other services.	4.2	91.6	91.6	
73805	IT-Non-Telecommunication	Admin	Enterprise Technology Services - Multiple computer services - including mainframe applications, antivirus and MICS.	25.5	55.0	55.0
73805	IT-Non-Telecommunication	E&ED	Division of Libraries, Archives and Museums - micrographic services for microfiche/microfilm.	0.0	20.0	20.0
73806	IT-Telecommunication	Admin	Enterprise Technology Services - Non-telephone telecommunication services, including dedicated circuits, space and power, radio circuits, videoconferencing, etc. (EPR).	56.4	70.0	70.0
73807	Storage		Storage costs.	0.0	3.0	3.0
73809	Mail	Admin	Division of General Services – pro-rated share of expenses relating to central mailroom support and services.	14.7	40.0	40.0
73810	Human Resources	Admin	Division of Personnel - Human resource and personnel services	25.6	50.0	50.0
73811	Building Leases	Admin	Vintage Building lease expense and cost for lease administration by Dept of Admin.	214.3	214.3	214.3
73811	Building Leases	DCCED State Facilities Rent	Atwood Building Lease Expense.	27.3	27.3	27.3
73812	Legal	Law	Regulation Review and ongoing litigation.	4.2	90.0	90.0
73814	Insurance	Admin	Division of Risk Management – Risk management insurance charges for leased buildings, repossessed properties, public official bonds, and overhead.	2.2	3.0	3.0
73815	Financial	Admin	Division of Finance – Computer services for state accounting (AKSAS) and payroll (AKPAY) systems	2.3	15.0	15.0
73816	ADA Compliance	Labor	Americans with Disabilities Act (ADA) enforcement.	0.4	2.0	2.0
73818	Training (Services-IA Svcs)	Admin	Division of Finance - Misc. training, including Alaska	0.1	2.0	2.0

Line Item Detail
Department of Commerce, Community, and Economic Development
Services

Component: Investments (383)

RDU: Investments (122)

Expenditure Account		Servicing Agency	Explanation	FY2014 Actuals	FY2015 Management Plan	FY2016 Governor Amended
73000 Services Detail Totals				1,019.6	1,473.2	1,473.2
			State Accounting System (AKSAS) and reporting classes.			
73819	Commission Sales (IA Svcs)	State Travel Office	US Travel LLC, STO Advance Only, for all US Travel payments.	0.7	2.0	2.0
73913	Employee Tuition		Employee tuition reimbursement.	0.0	10.0	10.0
73979	Mgmt/Consulting (IA Svcs)	AIDEA	Alaska Industrial Development and Export Authority (AIDEA) – Management Support Services.	8.7	10.0	10.0
73979	Mgmt/Consulting (IA Svcs)	Commissioner's Office	Commissioner's Office – Management Support Services.	464.2	484.5	484.5
73979	Mgmt/Consulting (IA Svcs)	Administrative Services	Division of Administrative Services – Management Support Services.	81.7	85.3	85.3

Line Item Detail
Department of Commerce, Community, and Economic Development
Commodities

Component: Investments (383)
RDU: Investments (122)

Line Number	Line Name		FY2014 Actuals	FY2015 Management Plan	FY2016 Governor Amended
74000	Commodities		64.6	51.5	51.5
Expenditure Account	Servicing Agency	Explanation	FY2014 Actuals	FY2015 Management Plan	FY2016 Governor Amended
74000 Commodities Detail Totals			64.6	51.5	51.5
74200	Business	Supplies for office, library, training, and instructional needs, including small equipment, tools and subscriptions.	62.0	51.5	51.5
74480	Household & Instit.	Household and institutional supplies.	2.6	0.0	0.0

Line Item Detail
Department of Commerce, Community, and Economic Development
Capital Outlay

Component: Investments (383)
RDU: Investments (122)

Line Number	Line Name		FY2014 Actuals	FY2015 Management Plan	FY2016 Governor Amended
75000	Capital Outlay		0.0	14.3	14.3
Expenditure Account	Servicing Agency	Explanation	FY2014 Actuals	FY2015 Management Plan	FY2016 Governor Amended
75000 Capital Outlay Detail Totals			0.0	14.3	14.3
75700	Equipment	Information technology, communication, electronic, safety, industrial, and transportation equipment.	0.0	14.3	14.3

Unrestricted Revenue Detail
Department of Commerce, Community, and Economic Development

Component: Investments (383)
RDU: Investments (122)

Master Account	Revenue Description				FY2014 Actuals	FY2015 Management Plan	FY2016 Governor Amended
68515	Unrestricted Fund				0.1	0.0	0.0
Detail Information							
Revenue Amount	Revenue Description	Component	Collocation Code	AKSAS Fund	FY2014 Actuals	FY2015 Management Plan	FY2016 Governor Amended
66160	Jury & Work Comp Rc Jury service reimbursement.				0.1	0.0	0.0

Restricted Revenue Detail
Department of Commerce, Community, and Economic Development

Component: Investments (383)
RDU: Investments (122)

Master Account	Revenue Description				FY2014 Actuals	FY2015 Management Plan	FY2016 Governor Amended
51015	Interagency Receipts				0.0	29.6	29.6
Detail Information							
Revenue Amount	Revenue Description	Component	Collocation Code	AKSAS Fund	FY2014 Actuals	FY2015 Management Plan	FY2016 Governor Amended
51015	Interagency Receipts Misc. interagency receipts.	Community & Regional Affairs			0.0	29.6	29.6

Restricted Revenue Detail
Department of Commerce, Community, and Economic Development

Component: Investments (383)
RDU: Investments (122)

Master Account	Revenue Description			FY2014 Actuals	FY2015 Management Plan	FY2016 Governor Amended	
51100	Commercial Fishing Loan Fund			3,559.3	4,332.2	4,395.7	
Detail Information							
Revenue Amount	Revenue Description	Component	Collocation Code	AKSAS Fund	FY2014 Actuals	FY2015 Management Plan	FY2016 Governor Amended
51100	Comm Fishing Loan Fund			21608	3,559.3	4,332.2	4,395.7
	Commercial Fishing Revolving Loan Fund - 3 AAC 80.010 and .075. AS 16.10.310						

Restricted Revenue Detail
Department of Commerce, Community, and Economic Development

Component: Investments (383)
RDU: Investments (122)

Master Account	Revenue Description		FY2014 Actuals	FY2015 Management Plan	FY2016 Governor Amended		
51242	AK Capstone Avionics Revolving Loan Fund		31.9	131.6	133.6		
Detail Information							
Revenue Amount	Revenue Description	Component	Collocation Code	AKSAS Fund	FY2014 Actuals	FY2015 Management Plan	FY2016 Governor Amended
51242	AK Capstone Avionics Revolving Loan Fund				31.9	131.6	133.6
	Alaska Capstone Avionics Revolving Loan Fund CH 15 SLA 2008 (SB 249)(Ch 27 SLA 2008 P50 L10)						

Restricted Revenue Detail
Department of Commerce, Community, and Economic Development

Component: Investments (383)
RDU: Investments (122)

Master Account	Revenue Description	FY2014 Actuals	FY2015 Management Plan	FY2016 Governor Amended
51245	Fisheries Enhance. Revolving Loan Fund	614.3	613.7	620.3

Detail Information					FY2014 Actuals	FY2015 Management Plan	FY2016 Governor Amended
Revenue Amount	Revenue Description	Component	Collocation Code	AKSAS Fund			
51245	Fish Enhance Rev Ln			21615	614.3	613.7	620.3
	Fisheries Enhancement Revolving Fund - AS 16.10.505						

Restricted Revenue Detail
Department of Commerce, Community, and Economic Development

Component: Investments (383)
RDU: Investments (122)

Master Account	Revenue Description	FY2014 Actuals	FY2015 Management Plan	FY2016 Governor Amended
51270	Bulk Fuel Revolving Loan Fund	54.1	54.4	55.4

Detail Information					FY2014 Actuals	FY2015 Management Plan	FY2016 Governor Amended
Revenue Amount	Revenue Description	Component	Collocation Code	AKSAS Fund			
51270	Bulk Fuel Loan Fund				54.1	54.4	55.4
	Bulk Fuel Loan Fund						
	AS 29.60.660						

Restricted Revenue Detail
Department of Commerce, Community, and Economic Development

Component: Investments (383)
RDU: Investments (122)

Master Account	Revenue Description	FY2014 Actuals	FY2015 Management Plan	FY2016 Governor Amended
51435	Rural Development Initiative Fund (2000)	43.0	58.3	59.2

Detail Information					FY2014 Actuals	FY2015 Management Plan	FY2016 Governor Amended
Revenue Amount	Revenue Description	Component	Collocation Code	AKSAS Fund			
51435	Rural Development Initiative Fund			21663	43.0	58.3	59.2
	Rural Development Initiative Fund - AS 44.88.600-.620						

Restricted Revenue Detail
Department of Commerce, Community, and Economic Development

Component: Investments (383)
RDU: Investments (122)

Master Account	Revenue Description				FY2014 Actuals	FY2015 Management Plan	FY2016 Governor Amended
51467	Small Business Dev Revolving Loan Fund				41.9	56.1	56.9
Detail Information							
Revenue Amount	Revenue Description	Component	Collocation Code	AKSAS Fund	FY2014 Actuals	FY2015 Management Plan	FY2016 Governor Amended
51467	Sm Bus Dev Revolving Loan Fund			21620	41.9	56.1	56.9
	Small Business Economic Development Revolving Loan Fund - AS 44.88.400						

Restricted Revenue Detail
Department of Commerce, Community, and Economic Development

Component: Investments (383)
RDU: Investments (122)

Master Account	Revenue Description				FY2014 Actuals	FY2015 Management Plan	FY2016 Governor Amended
51504	Alaska Microloan RLF				9.3	9.3	9.4
Detail Information							
Revenue Amount	Revenue Description	Component	Collocation Code	AKSAS Fund	FY2014 Actuals	FY2015 Management Plan	FY2016 Governor Amended
51504	AK Microloan RLF				9.3	9.3	9.4
	Alaska Microloan Revolving Loan Fund						
	AS 44.33.950-44.33.990, 3AAC 74.010-74.900						

Restricted Revenue Detail
Department of Commerce, Community, and Economic Development

Component: Investments (383)
RDU: Investments (122)

Master Account	Revenue Description		FY2014 Actuals	FY2015 Management Plan	FY2016 Governor Amended		
51505	Commercial Charter Fisheries RLF		18.8	18.9	19.2		
Detail Information							
Revenue Amount	Revenue Description	Component	Collocation Code	AKSAS Fund	FY2014 Actuals	FY2015 Management Plan	FY2016 Governor Amended
51505	Comm Charter Fish RLF Commercial Charter Fisheries Revolving Loan Fund AS 16.10.801-16.10.890, 3AAC 80.310-80.380				18.8	18.9	19.2

Restricted Revenue Detail
Department of Commerce, Community, and Economic Development

Component: Investments (383)
RDU: Investments (122)

Master Account	Revenue Description				FY2014 Actuals	FY2015 Management Plan	FY2016 Governor Amended
51506	Community Quota Entity RLF				37.6	37.7	38.3
Detail Information							
Revenue Amount	Revenue Description	Component	Collocation Code	AKSAS Fund	FY2014 Actuals	FY2015 Management Plan	FY2016 Governor Amended
51506	Com Quota Entity RLF Community Quota Entity Revolving Loan Fund AS 16.10.300-16.10.370, 3AAC 80.200-80.265				37.6	37.7	38.3

Restricted Revenue Detail
Department of Commerce, Community, and Economic Development

Component: Investments (383)
RDU: Investments (122)

Master Account	Revenue Description		FY2014 Actuals	FY2015 Management Plan	FY2016 Governor Amended
51507	Mariculture RLF		18.8	18.9	19.2

Detail Information							
Revenue Amount	Revenue Description	Component	Collocation Code	AKSAS Fund	FY2014 Actuals	FY2015 Management Plan	FY2016 Governor Amended
51507	Mariculture RLF				18.8	18.9	19.2
	Mariculture Revolving loan fund						
	AS 16.10.900-16.10.945, 3AAC 80.410-480						

Interagency Services
Department of Commerce, Community, and Economic Development

Component: Investments (383)
RDU: Investments (122)

Expenditure Account		Service Description	Service Type	Servicing Agency	FY2014 Actuals	FY2015 Management Plan	FY2016 Governor Amended
73421	Sef Fuel A87 Allowed	State Fleet Equipment Services.	Inter-dept	Trans	1.4	1.4	1.4
73421 Sef Fuel A87 Allowed subtotal:					1.4	1.4	1.4
73423	Sef Oper A87 Allowed	State Fleet Equipment Services.	Inter-dept	Trans	4.4	4.4	4.4
73423 Sef Oper A87 Allowed subtotal:					4.4	4.4	4.4
73424	Sef Svc/Prt A87 Alwd	State Fleet Equipment Services.	Inter-dept	Trans	3.0	3.0	3.0
73424 Sef Svc/Prt A87 Alwd subtotal:					3.0	3.0	3.0
73428	Sef F/C A87 Allowed	State Fleet Equipment Services.	Inter-dept	Trans	0.1	0.1	0.1
73428 Sef F/C A87 Allowed subtotal:					0.1	0.1	0.1
73805	IT-Non-Telecommunication	Enterprise Technology Services - Multiple computer services - including mainframe applications, antivirus and MICS.	Inter-dept	Admin	25.5	55.0	55.0
73805	IT-Non-Telecommunication	Division of Libraries, Archives and Museums - micrographic services for microfiche/microfilm.	Inter-dept	E&ED	0.0	20.0	20.0
73805 IT-Non-Telecommunication subtotal:					25.5	75.0	75.0
73806	IT-Telecommunication	Enterprise Technology Services - Non-telephone telecommunication services, including dedicated circuits, space and power, radio circuits, videoconferencing, etc. (EPR).	Inter-dept	Admin	56.4	70.0	70.0
73806 IT-Telecommunication subtotal:					56.4	70.0	70.0
73809	Mail	Division of General Services – pro-rated share of expenses relating to central mailroom support and services.	Inter-dept	Admin	14.7	40.0	40.0
73809 Mail subtotal:					14.7	40.0	40.0
73810	Human Resources	Division of Personnel - Human resource and personnel services	Inter-dept	Admin	25.6	50.0	50.0
73810 Human Resources subtotal:					25.6	50.0	50.0
73811	Building Leases	Vintage Building lease expense and cost for lease administration by Dept of Admin.	Inter-dept	Admin	214.3	214.3	214.3
73811	Building Leases	Atwood Building Lease Expense.	Intra-dept	DCCED State Facilities Rent	27.3	27.3	27.3
73811 Building Leases subtotal:					241.6	241.6	241.6
73812	Legal	Regulation Review and ongoing litigation.	Inter-dept	Law	4.2	90.0	90.0
73812 Legal subtotal:					4.2	90.0	90.0
73814	Insurance	Division of Risk Management – Risk management insurance charges for leased buildings, repossessed properties, public official bonds, and overhead.	Inter-dept	Admin	2.2	3.0	3.0
73814 Insurance subtotal:					2.2	3.0	3.0
73815	Financial	Division of Finance – Computer services for state accounting (AKSAS) and payroll (AKPAY) systems	Inter-dept	Admin	2.3	15.0	15.0
73815 Financial subtotal:					2.3	15.0	15.0

Interagency Services
Department of Commerce, Community, and Economic Development

Component: Investments (383)
RDU: Investments (122)

Expenditure Account	Service Description	Service Type	Servicing Agency	FY2014 Actuals	FY2015 Management Plan	FY2016 Governor Amended
73816	ADA Compliance	Americans with Disabilities Act (ADA) enforcement.	Inter-dept Labor	0.4	2.0	2.0
73816 ADA Compliance subtotal:				0.4	2.0	2.0
73818	Training (Services-IA Svcs)	Division of Finance - Misc. training, including Alaska State Accounting System (AKSAS) and reporting classes.	Inter-dept Admin	0.1	2.0	2.0
73818 Training (Services-IA Svcs) subtotal:				0.1	2.0	2.0
73819	Commission Sales (IA Svcs)	US Travel LLC, STO Advance Only, for all US Travel payments.	Inter-dept State Travel Office	0.7	2.0	2.0
73819 Commission Sales (IA Svcs) subtotal:				0.7	2.0	2.0
73979	Mgmt/Consulting (IA Svcs)	Alaska Industrial Development and Export Authority (AIDEA) – Management Support Services.	Inter-dept AIDEA	8.7	10.0	10.0
73979	Mgmt/Consulting (IA Svcs)	Commissioner's Office – Management Support Services.	Intra-dept Commissioner's Office	464.2	484.5	484.5
73979	Mgmt/Consulting (IA Svcs)	Division of Administrative Services – Management Support Services.	Intra-dept Administrative Services	81.7	85.3	85.3
73979 Mgmt/Consulting (IA Svcs) subtotal:				554.6	579.8	579.8
Investments total:				937.2	1,179.3	1,179.3
Grand Total:				937.2	1,179.3	1,179.3