

# **State of Alaska FY2018 Governor's Operating Budget**

## **Department of Commerce, Community, and Economic Development Corporations, Business and Professional Licensing RDU/Component Budget Summary**

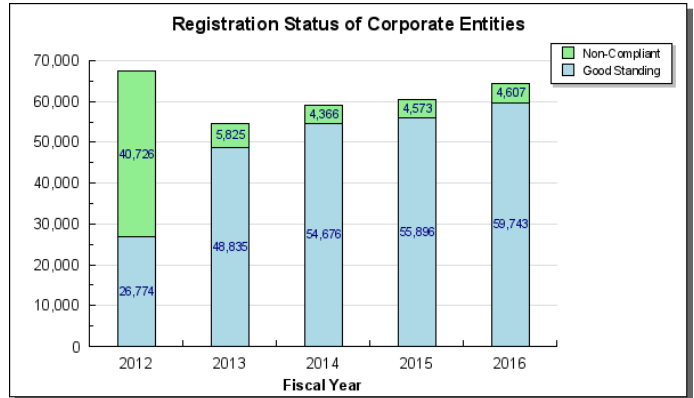
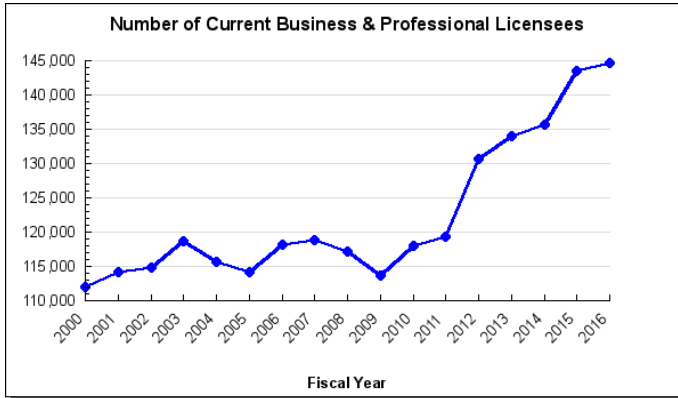
**RDU/Component: Corporations, Business and Professional Licensing**  
 (There is only one component in this RDU. To reduce duplicate information, we did not print a separate RDU section.)

**Contribution to Department's Mission**

Ensure that competent, professional and regulated commercial services are available to Alaska consumers.

**Results**

(Additional performance information is available on the web at <https://omb.alaska.gov/results>.)



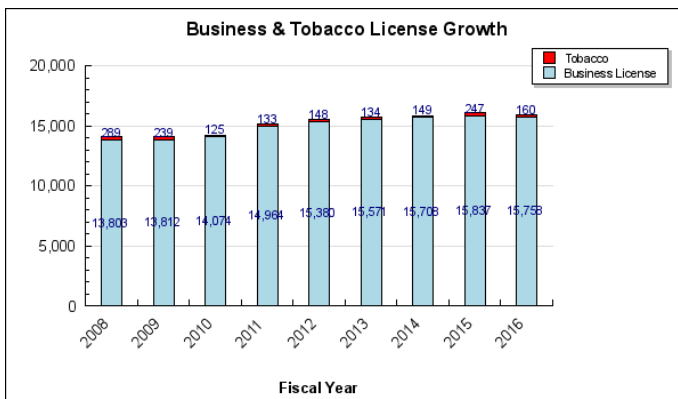
**Core Services**

- License businesses to engage in commerce in Alaska, and grant tobacco endorsements for sale of tobacco or tobacco related products.
- Administer 43 professional licensing programs; 22 of these are managed solely by the division, and 21 are governed by boards and commissions with divisional administrative and investigative support.
- Register Corporations and Trademarks for entities engaged in commerce in Alaska.
- Provide the means to file a complaint or bring a matter pertaining to actions of a licensed or unlicensed professional or business to investigative staff.

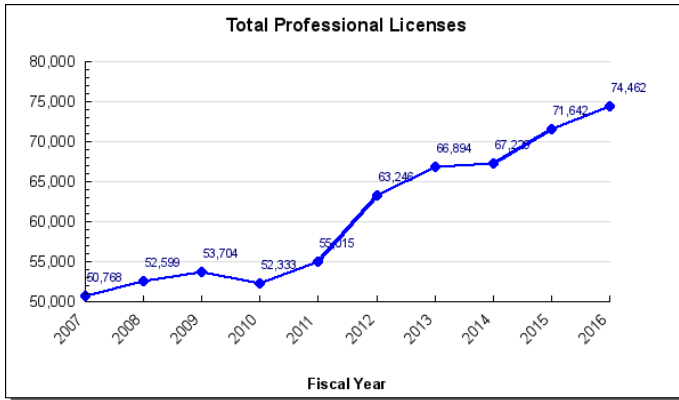
**Measures by Core Service**

(Additional performance information is available on the web at <https://omb.alaska.gov/results>.)

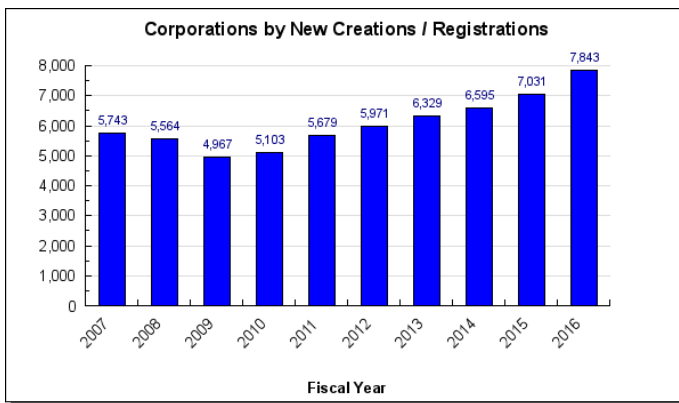
**1. License businesses to engage in commerce in Alaska, and grant tobacco endorsements for sale of tobacco or tobacco related products.**



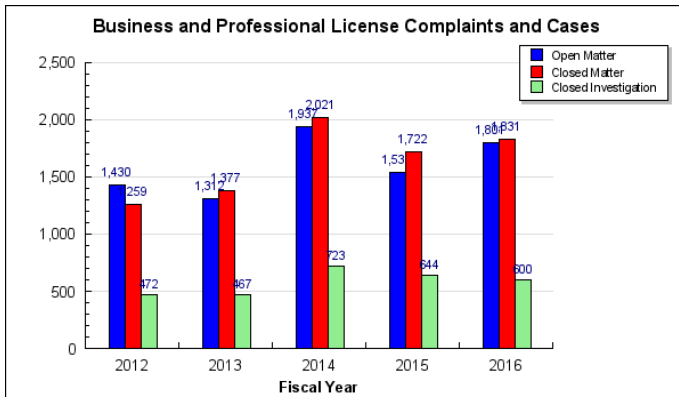
2. Administer 43 professional licensing programs; 22 of these are managed solely by the division, and 21 are governed by boards and commissions with divisional administrative and investigative support.



3. Register Corporations and Trademarks for entities engaged in commerce in Alaska.



4. Provide the means to file a complaint or bring a matter pertaining to actions of a licensed or unlicensed professional or business to investigative staff.



### Major Component Accomplishments in 2016

#### Business Licensing

- 15,758 new business licenses were issued, and 33,265 business licenses were renewed.
- The number of business license filings submitted online decreased from 39,572 in FY2015 to 38,620 in FY2016.
- Active business licenses increased less than 2% from FY2015 to 70,263.

**Corporations**

- Newly formed/registered corporations totaled 7,843, a 10% increase from FY2015.
- Entities on record total 64,350, of which 59,743 were in good standing and 4,607 were non-compliant due to delinquent biennial reports or incomplete registered agent information.
- 93% of entities were in good standing as a result of continuation of courtesy notices to entities.
- The number of corporation filings submitted online increased from 33,008 in FY2015 to 35,312 in FY2016.

**Professional Licensing**

- Professional licenses totaled 74,462, an increase of 16% from FY2015 and have increased 35% since FY2011.
- Healthcare programs saw a demonstrable uptick in applications due to high demand for medical, pharmacy, and nursing services, as well as growing trends in telemedicine.
- Upgraded the obsolete management database for Professional Licensing programs. The division is now imaging all incoming documentation for electronic storage and retrieval.
- All professional licensing programs are now able to renew online, resulting in faster processing and, in some cases, instantaneous licensure.

**Investigations**

- The investigative unit closed 85% of all matters opened within FY2016 that same year. A total of 1,722 cases were closed in FY2015; a total of 1,831 cases were closed in FY2016.
- The unit's case open-to-close time decreased 8% (from an average of 221 days per action in FY2014; to an average of 208 days per action in FY2015; to an average of 179.4 days in FY2016 (excluding probation tracking files), indicating increasing efficiency and better benefit to consumers and licensees alike.
- The unit began preparing accusations prior to referral to the Department of Law, resulting in time and cost savings in litigation expenses passed on to programs. The Division has consistently reduced its legal bill since FY2011. During FY2014, legal costs were calculated at \$615.0; in FY2015 they were \$551.4; and this past year (FY2016) the legal cost for the Division was \$501.0, of which Investigative actions were \$297.6. This represents a cost saving passed on to the Licensing programs and licensees.
- Secured a new contractor for operating the state's Prescription Drug Monitoring Program (PDMP), which realized a cost savings of \$100.0 over the five year life of the contract when compared with the cost under the previous vendor. The new vendor supplied a superior product and rapidly transitioned from Monthly to Weekly reporting, required with the passage of SB74.

**Key Component Challenges**

Since 2010, the regulatory burden on professional licensing has increased by four new programs, one new board, and over 21,000 new licensees. This recent 40% growth in licensure has challenged existing resources, and the division has struggled to meet and maintain the expectations of the public. During the second half of the 29<sup>th</sup> Legislative Session, the Legislature passed and the Governor signed into law SB74, expanding Medicaid, Telemedicine, and the Prescription Drug Monitoring Program. To meet the administration and legislature's shared goals of this bill, these programs will require significant additional implementation, management, and monitoring.

**Significant Changes in Results to be Delivered in FY2018**

The division is engaging in a comprehensive process-reform initiative to streamline and standardize licensing activities for all Professional Licensing programs where possible. Moving from paper files to electronic images is underway. In addition, the division is increasing online options for applicants as funding allows and opportunities arise. This needed modernization will help the division better keep up with the growth in many professional licensing programs, as well as ensure that records are retained appropriately and less expensively. In conjunction with the streamlining and scanning projects, the division is reviewing their record retention schedule to reduce archiving efforts and costs, increase efficiencies, and reduce the physical filing footprint while ensuring that appropriate, valuable, and useful records are retained appropriately.

The passage of SB74 in 2016 established enhanced reporting to the state's Prescription Drug Management Program (PDMP), increasing the number of professions and types of professionals who must use the database; the frequency of reporting; and the ability to delegate data entry responsibilities to other licensees, all in combating the state's opioid epidemic and in furtherance of its robust opioid prevention program.

**Statutory and Regulatory Authority**

AS 08.01	Centralized Licensing
AS 08.02	Miscellaneous Provisions
AS 08.03	Termination, Continuation and Reestablishment of Regulatory Boards
AS 08.04	Board of Public Accountancy
AS 08.07	Regulation of Athletic Trainers
AS 08.13	Board of Barbers and Hairdressers
AS 08.15	Regulation of Behavior Analysts
AS 08.54	Big Game Commercial Services Board
AS 08.20	Board of Chiropractic Examiners
AS 08.29	Board of Professional Counselors
AS 08.36	Board of Dental Examiners
AS 08.48	State Board of Registration for Architects, Engineers, and Land Surveyors
AS 08.61	Board of Massage Therapists
AS 08.62	Board of Marine Pilots
AS 08.63	Board of Marital and Family Therapy
AS 08.64	State Medical Board
AS 08.65	Board of Certified Direct Entry Midwives
AS 08.68	Board of Nursing
AS 08.72	Board of Examiners in Optometry
AS 08.80	Board of Pharmacy
AS 08.84	State Physical Therapy and Occupational Therapy Board
AS 08.86	Board of Psychologists and Psychological Associate Examiners
AS 08.87	Board of Certified Real Estate Appraisers
AS 08.88	Real Estate Commission
AS 08.95	Board of Social Worker Examiners
AS 08.98	Board of Veterinary Examiners
AS 08.06	Regulation of Acupuncturists
AS 08.11	Regulation of Audiologists and Speech-Language Pathologists
AS 08.24	Regulation of Collection Agencies
AS 08.92	Regulation of Concert Promoters
AS 08.18	Regulation of Construction Contractors and Home Inspectors
As 08.38	Regulation of Dietitians and Nutritionists
AS 08.40	Regulation of Electrical and Mechanical Administrators
AS 08.42	Regulation of Morticians
AS 08.45	Regulation of the Practice of Naturopathy
AS 08.70	Regulation of Nursing Home Administrators
AS 08.71	Regulation of Dispensing Opticians
AS 08.02.011	Regulation of Professional Geologists
AS 08.02.050	Regulation of Euthanasia for Domestic Animals
AS 08.55	Regulation of Hearing Aid Dealers
AS 08.26	Regulation of Professional Guardians and Professional Conservators
AS 10	Corporations and Associations
AS 14.43.148	Student Loan Default Program
AS 17.30.200	Controlled Substances Prescription Database
AS 25.27.244	Child Support Enforcement Program
AS 43.70	Regulation of Business Licenses
AS 46.03.375	Certification of Storage Tank Workers
AS 44.62	Administrative Procedure Act
AS 44.33.020	Department of Community & Economic Development
03 AAC 16	Corporations, Partnerships, and Other Business Organizations
12 AAC 02 - 75	Professional and Vocational Regulations
12 AAC 12	Business Licensing Regulations
18 AAC 78	Underground Storage Tank Workers

Federal Laws:

42 CFR 431, 433    Nurse Aide Registry  
and 483  
42 CFR 442        Nursing Home Administrators  
and 445  
12 U.S.C. 3338    Real Estate Appraisers

Contact Information
<p><b>Contact:</b> Janey Hovenden, Director <b>Phone:</b> (907) 465-2538 <b>Fax:</b> (907) 465-2974 <b>E-mail:</b> janey.hovenden@alaska.gov</p>

<b>Corporations, Business and Professional Licensing Personal Services Information</b>				
<b>Authorized Positions</b>			<b>Personal Services Costs</b>	
	<b>FY2017 Management Plan</b>	<b>FY2018 Governor</b>		
			Annual Salaries	5,430,445
Full-time	93	93	Premium Pay	0
Part-time	0	0	Annual Benefits	3,464,528
Nonpermanent	0	0	<i>Less 4.11% Vacancy Factor</i>	<i>(365,573)</i>
			Lump Sum Premium Pay	0
<b>Totals</b>	<b>93</b>	<b>93</b>	<b>Total Personal Services</b>	<b>8,529,400</b>

<b>Position Classification Summary</b>					
<b>Job Class Title</b>	<b>Anchorage</b>	<b>Fairbanks</b>	<b>Juneau</b>	<b>Others</b>	<b>Total</b>
Accounting Tech I	0	0	3	0	3
Accounting Tech II	0	0	1	0	1
Administrative Assistant II	1	0	0	0	1
Administrative Officer II	0	0	1	0	1
Business Reg Examiner	0	0	3	0	3
Division Director	0	0	1	0	1
Division Operations Manager	0	0	1	0	1
Exec Admin Board of Nursing	1	0	0	0	1
Exec Admin State Medical Board	1	0	0	0	1
Exec Administrator Rec	1	0	0	0	1
Executive Administrator Aels	0	0	1	0	1
Executive Administrator, Bpa	1	0	0	0	1
Investigator II	2	0	0	0	2
Investigator III	16	0	0	0	16
Investigator IV	1	0	0	0	1
Marine Pilot Coord	0	0	1	0	1
Nurse Consultant I	1	0	0	0	1
Occup Licensing Examiner	5	0	23	0	28
Office Assistant I	0	0	5	0	5
Office Assistant II	6	0	2	0	8
Office Assistant III	1	0	0	0	1
Office Assistant IV	0	0	1	0	1
Paralegal I	0	0	1	0	1
Paralegal II	0	0	1	0	1
Program Coordinator I	0	0	2	0	2
Project Assistant	1	0	0	0	1
Publications Spec I	0	0	1	0	1
Records & Licensing Spvr	1	0	4	0	5
Regulations Spec II	0	0	1	0	1
Secretary	0	0	1	0	1
<b>Totals</b>	<b>39</b>	<b>0</b>	<b>54</b>	<b>0</b>	<b>93</b>

**Component Detail All Funds**  
**Department of Commerce, Community, and Economic Development**

**Component:** Corporations, Business and Professional Licensing (2360)  
**RDU:** Corporations, Business and Professional Licensing (117)

Non-Formula Component

	FY2016 Actuals	FY2017 Conference Committee	FY2017 Authorized	FY2017 Management Plan	FY2018 Governor	FY2017 Management Plan vs FY2018 Governor	
71000 Personal Services	7,597.2	7,753.7	8,197.3	8,197.3	8,529.4	332.1	4.1%
72000 Travel	309.1	400.3	403.3	403.3	403.3	0.0	0.0%
73000 Services	3,686.8	4,092.2	4,191.4	4,191.4	4,300.5	109.1	2.6%
74000 Commodities	109.5	120.4	147.9	147.9	122.9	-25.0	-16.9%
75000 Capital Outlay	8.7	7.4	7.4	7.4	7.4	0.0	0.0%
77000 Grants, Benefits	0.0	0.0	0.0	0.0	0.0	0.0	0.0%
78000 Miscellaneous	0.0	0.0	0.0	0.0	0.0	0.0	0.0%
<b>Totals</b>	<b>11,711.3</b>	<b>12,374.0</b>	<b>12,947.3</b>	<b>12,947.3</b>	<b>13,363.5</b>	<b>416.2</b>	<b>3.2%</b>
<b>Fund Sources:</b>							
1005GF/Prgm (DGF)	1,478.6	1,939.7	1,939.7	1,939.7	1,521.3	-418.4	-21.6%
1007I/A Rcpts (Other)	223.3	168.6	168.6	168.6	336.1	167.5	99.3%
1040Surety Fnd (DGF)	123.6	290.1	290.1	290.1	290.8	0.7	0.2%
1061CIP Rcpts (Other)	161.0	0.0	0.0	0.0	0.0	0.0	0.0%
1108Stat Desig (Other)	12.8	50.0	50.0	50.0	50.0	0.0	0.0%
1156Rcpt Svcs (DGF)	9,712.0	9,925.6	10,498.9	10,498.9	11,165.3	666.4	6.3%
<b>Unrestricted General (UGF)</b>	<b>0.0</b>	<b>0.0</b>	<b>0.0</b>	<b>0.0</b>	<b>0.0</b>	<b>0.0</b>	<b>0.0%</b>
<b>Designated General (DGF)</b>	<b>11,314.2</b>	<b>12,155.4</b>	<b>12,728.7</b>	<b>12,728.7</b>	<b>12,977.4</b>	<b>248.7</b>	<b>2.0%</b>
<b>Other Funds</b>	<b>397.1</b>	<b>218.6</b>	<b>218.6</b>	<b>218.6</b>	<b>386.1</b>	<b>167.5</b>	<b>76.6%</b>
<b>Federal Funds</b>	<b>0.0</b>	<b>0.0</b>	<b>0.0</b>	<b>0.0</b>	<b>0.0</b>	<b>0.0</b>	<b>0.0%</b>
<b>Positions:</b>							
Permanent Full Time	86	88	93	93	93	0	0.0%
Permanent Part Time	0	0	0	0	0	0	0.0%
Non Permanent	2	0	0	0	0	0	0.0%



**Change Record Detail - Multiple Scenarios with Descriptions**  
**Department of Commerce, Community, and Economic Development**

**Component:** Corporations, Business and Professional Licensing (2360)

**RDU:** Corporations, Business and Professional Licensing (117)

Scenario/Change Record Title	Trans Type	Totals	Personal Services	Travel	Services	Commodities	Capital Outlay	Grants, Benefits	Miscellaneous	Positions		NP
										PFT	PPT	
***** Changes From FY2017 Conference Committee To FY2017 Authorized *****												
<b>FY2017 Conference Committee</b>												
	ConfCom	12,374.0	7,753.7	400.3	4,092.2	120.4	7.4	0.0	0.0	88	0	0
1005 GF/Prgm		1,939.7										
1007 I/A Rcpts		168.6										
1040 Surety Fnd		290.1										
1108 Stat Desig		50.0										
1156 Rcpt Svcs		9,925.6										
<b>Medicaid Reform; Telemedicine; Drug Database Ch25 SLA2016 (SB74) (Sec2 Ch3 4SSLA2016 P48 L19 (HB256))</b>												
	FisNot	563.3	443.6	3.0	89.2	27.5	0.0	0.0	0.0	5	0	0
1156 Rcpt Svcs		563.3										
SB74 requires that the pharmacist or practitioner who dispenses Schedule II, III, or IV controlled substances under federal law, other than those administered to a patient at a health care facility, submit information on that prescription to the Board of Pharmacy for inclusion in the Prescription Drug Monitoring Program (PDMP) on a weekly basis.												
This legislation expands the practice of telemedicine from prescribing, dispensing, or administering a prescription drug without conducting a physical examination to also include diagnosing and treating patients without conducting a physical examination, allowing these practices by a physician who is not located in the state of Alaska, changing the patient consent requirements, and allowing prescription of controlled substances under certain circumstances. The significant expansion of the practice of telemedicine authorized under this legislation will require substantial administrative and investigative resources to pursue complaints pertaining to a body of licensees who are practicing "in Alaska" but operating from locations across the nation.												
This legislation expands telehealth outside Alaska's borders in the practices of social workers, professional counselors, psychologists, psychological associates, marital and family therapists, audiologists, speech-language pathologist, speech-language pathologist assistants, physical therapists, and occupational therapists. Because these professions do not have prescriptive authority, the investigative concerns are not as high. The licensing workload, however, is anticipated to increase dramatically.												
The fiscal note for this legislation provided for: two Occupational Licensing Examiners, range 14; two Investigator III's, range 18; and one Program Coordinator I, range 18.												
<b>Board of Chiropractic Examiners; Practice Ch8 SLA2016 (SB69) (Sec2 Ch3 4SSLA2016 P48 L10 (HB256))</b>												
	FisNot	2.5	0.0	0.0	2.5	0.0	0.0	0.0	0.0	0	0	0
1156 Rcpt Svcs		2.5										

SB69 amends the statutes pertaining to the practice of chiropractic examiners in the state, adding chiropractic interns, chiropractic preceptors, and chiropractic assistants. The bill also adds to the scope of practice of chiropractors the performance of physical examinations for school and sports programs. It increases the penalty for unlicensed practice and use of fraudulent licenses and certificates to Class A misdemeanors.

Regulations are required so that the department may set fees under AS 08.01.065. Legal costs, printing, and postage to amend the regulations are estimated at \$2.5.

**Change Record Detail - Multiple Scenarios with Descriptions**  
**Department of Commerce, Community, and Economic Development**

**Component:** Corporations, Business and Professional Licensing (2360)

**RDU:** Corporations, Business and Professional Licensing (117)

Scenario/Change Record Title	Trans Type	Totals	Personal Services	Travel	Services	Commodities	Capital Outlay	Grants, Benefits	Miscellaneous	Positions		NP
										PFT	PPT	
<b>Advanced Practice Registered Nurses Ch33 SLA2016 (SB53) (Sec2 Ch3 4SSLA2016 P48 L5 (HB256))</b>												
1156 Rcpt Svcs	FisNot	7.5	0.0	0.0	7.5	0.0	0.0	0.0	0.0	0	0	0
SB 53 was requested by advanced practice registered nurses (APRN) in Alaska through the APRN Alliance to reduce confusion about titling for consumers and payers. It brings Alaska into alignment with the APRN Consensus Model, a national best practices act.												
It is anticipated that the Board of Nursing, Medical Board, and Board of Professional Counselors will each need to replace outdated terminology in their regulations to conform to this statutory change. The division estimates that the cost to each of these licensing programs would be \$2.5 per program for attorney review, regulations specialist time, printing, and postage to affected licensees. As required by AS 08.01.065, the cost of promulgating regulations will be recovered through license fee receipts.												
The division will require \$7.5 to cover legal costs to amend regulations, printing, and postage.												
<b>Subtotal</b>		<b>12,947.3</b>	<b>8,197.3</b>	<b>403.3</b>	<b>4,191.4</b>	<b>147.9</b>	<b>7.4</b>	<b>0.0</b>	<b>0.0</b>	<b>93</b>	<b>0</b>	<b>0</b>
***** <b>Changes From FY2017 Management Plan To FY2018 Governor</b> *****												
<b>Second Year Medicaid Reform; Telemedicine; Drug Database Ch25 SLA2016 (SB74)</b>												
1156 Rcpt Svcs	Inc	44.1	0.0	0.0	69.1	-25.0	0.0	0.0	0.0	0	0	0
SB74 requires that the pharmacist or practitioner who dispenses Schedule II, III, or IV controlled substances under federal law, other than those administered to a patient at a health care facility, submit information on that prescription to the Board of Pharmacy for inclusion in the Prescription Drug Monitoring Program (PDMP) on a weekly basis.												
This legislation expands the practice of telemedicine from prescribing, dispensing, or administering a prescription drug without conducting a physical examination to also include diagnosing and treating patients without conducting a physical examination, allowing these practices by a physician who is not located in the state of Alaska, changing the patient consent requirements, and allowing prescription of controlled substances under certain circumstances. The significant expansion of the practice of telemedicine authorized under this legislation will require substantial administrative and investigative resources to pursue complaints pertaining to a body of licensees who are practicing "in Alaska" but operating from locations across the nation.												
This legislation expands telehealth outside Alaska's borders in the practices of social workers, professional counselors, psychologists, psychological associates, marital and family therapists, audiologists, speech-language pathologist, speech-language pathologist assistants, physical therapists, and occupational therapists. Because these professions do not have prescriptive authority, the investigative concerns are not as high. The licensing workload, however, is anticipated to increase dramatically.												
In year two, one-time costs for equipment setup, printing, postage, and regulations are reversed and additional fund authority is added for legal costs associated with investigations.												
<b>Federal Prescription Drug Monitoring Program Grant Through Health &amp; Social Services</b>												
1007 I/A Rcpts	Inc	167.0	117.0	0.0	50.0	0.0	0.0	0.0	0.0	0	0	0

**Change Record Detail - Multiple Scenarios with Descriptions**  
**Department of Commerce, Community, and Economic Development**

**Component:** Corporations, Business and Professional Licensing (2360)

**RDU:** Corporations, Business and Professional Licensing (117)

Scenario/Change Record Title	Trans Type	Totals	Personal Services	Travel	Services	Commodities	Capital Outlay	Grants, Benefits	Miscellaneous	Positions		NP
										PFT	PPT	
<p>The Division of Corporations, Business and Professional Licensing (CBPL) and the Department of Health and Social Services (DHSS) worked together to secure two multi-year federal grants to fund the database and part of a Program Coordinator position to manage the prescription drug monitoring program. DHSS will receive the federal authority and pass it through to CBPL via an RSA, allowing the division to meet federal and state obligations without increasing licensing fees while increasing budgetary transparency. Currently these RSAs are unbudgeted.</p>												
<b>Reflect Corporations, Business and Professional Licensing Service Levels</b>												
	FndChg	0.0	0.0	0.0	0.0	0.0	0.0	0.0	0.0	0	0	0
1005 GF/Prgm		-427.0										
1156 Rcpt Svcs		427.0										
<p>Fund change of \$427.0 from general fund program receipt (GFPR) to receipt supported services (RSS) authority to reflect accurate funding levels for division programs. GFPR is collected from and expended for business licensing activities, while RSS is collected from and expended for professional licensing activities.</p> <p>The State's new IRIS accounting system tracks expenditures by fund source, which allows greater precision in accounting for business licensing and professional licensing revenues and expenditures. When the State converted to IRIS in FY2016, it became apparent that the funding authority for the Division of Corporations, Business and Professional Licensing (CBPL) did not accurately reflect the activities of the department, and that the division does not have sufficient RSS expenditure authority to continue professional licensing operations at established levels. Fees for professional licensing are set based upon detailed expenditures that are tracked separately from expenditure authorization, and are sufficient to fund the needed levels of operation. However, the expenditure authority must be adjusted to allow the division to use the RSS fees collected to continue to ensure that Alaskans are served by competent, professional, and regulated licensees.</p> <p>In FY2016, the division made one-time cost reductions and the department reallocated department-wide support costs and rent expenses from CBPL to lapsing authority in other programs. Though these measures allowed the division to complete FY2016 without requiring ratification, they cannot be continued without risking department programs. This fund source change will not affect the annual lapse to the General Fund from the Business Licensing and Corporations unit, and does not increase overall costs to the state.</p>												
<b>Occupational Licensing Examiner Classification Study</b>												
	Inc	131.6	131.6	0.0	0.0	0.0	0.0	0.0	0.0	0	0	0
1156 Rcpt Svcs		131.6										
<p>In 2013, the Division of Personnel and Labor Relations began a classification study to determine if Occupational Licensing Examiners (OLEs) should be reclassified due to the complexity of the work they perform. In December 2016, the study concluded with the determination that all OLEs should be range 14 rather than the previous range 13. This one-range difference increased costs by an average of \$4.7 for each of the division's 28 OLEs, for a total cost of \$131.6. The Professional Licensing unit, which is tasked with ensuring that competent, professional and regulated commercial services are available to Alaska consumers, does not have adequate authority to absorb that cost without reducing services.</p> <p>Professional licensing programs for the division are funded by Receipt Supported Services, fund source 1156 Rcpt Svcs (DGF). Licensing fees for each program are set per AS 08.01.065 so the revenue collected equals the occupation's regulatory costs.</p>												
<b>Reverse Occupational Licensing Examiners for Increased Licensing</b>												
	OTI	-175.3	-145.3	0.0	-20.0	-10.0	0.0	0.0	0.0	-2	0	0
1156 Rcpt Svcs		-175.3										

**Change Record Detail - Multiple Scenarios with Descriptions**  
**Department of Commerce, Community, and Economic Development**

**Component:** Corporations, Business and Professional Licensing (2360)

**RDU:** Corporations, Business and Professional Licensing (117)

Scenario/Change Record Title	Trans Type	Totals	Personal Services	Travel	Services	Commodities	Capital Outlay	Grants, Benefits	Miscellaneous	Positions		NP
										PFT	PPT	
Two Occupational Licensing Examiners were added as one-time items to address delays in professional licensing that impacted Alaskans' ability to work and employers' ability to hire.												
<b>Reverse Year 1 Advanced Practice Registered Nurses Ch33 SLA2016 (SB53) (Sec2 Ch3 4SSLA2016 P48 L5 (HB256))</b>												
1156 Rcpt Svcs	OTI	-7.5	0.0	0.0	-7.5	0.0	0.0	0.0	0.0	0	0	0
Reverse appropriation for one-time costs for update of regulations to conform with Ch33 SLA2016 (SB53).												
<b>Reverse Year 1 Board of Chiropractic Examiners; Practice Ch8 SLA2016 (SB69) (Sec2 Ch3 4SSLA2016 P48 L10 (HB256))</b>												
1156 Rcpt Svcs	OTI	-2.5	0.0	0.0	-2.5	0.0	0.0	0.0	0.0	0	0	0
Reverse appropriation for one-time costs for update of regulations to conform with Ch8 SLA2016 (SB69).												
<b>FY2018 Salary and Health Insurance Increases</b>												
	SalAdj	35.7	35.7	0.0	0.0	0.0	0.0	0.0	0.0	0	0	0
1005 GF/Prgm		4.6										
1007 I/A Rcpts		0.5										
1040 Surety Fnd		0.5										
1156 Rcpt Svcs		30.1										
Includes: ACOA COLA, 2.25% per contract ending 6/30/2018; GGU HI increase from \$1346 to \$1389; LTC HI increase from \$1363 to \$1432.: \$35.7												
FY2018 PS Health Ins.: \$35.7												
<b>Restore Occupational Licensing Examiners for Increased Licensing</b>												
1156 Rcpt Svcs	IncM	175.3	145.3	0.0	20.0	10.0	0.0	0.0	0.0	2	0	0
Two permanent Occupational Licensing Examiners (OLEs) were authorized in the FY2017 operating budget to adequately staff professional licensing programs to avoid delaying Alaskans' ability to work and employers' ability to hire. These positions have been established, and are essential to continuing timely licensure of Alaska's professional licensees.												
The workload assigned to OLEs has increased as a result of new licensing programs and rising numbers of applicants in long standing programs. Three new licensing programs became effective through legislation in 2015 (Massage Therapy, Behavior Analysts, Athletic Trainers), and one program was significantly expanded (mandatory licensure of handymen as Construction Contractors). As the programs were implemented, it became apparent that program needs exceeded amounts detailed in the original fiscal notes.												
More than one program was unable to meet division screening timeframes because additional OLEs were needed. For example, the Board of Nursing has experienced a 15% increase in licensing applications in the last year and has struggled to keep up with the volume. Pharmacy licensure was delayed due to a												

**Change Record Detail - Multiple Scenarios with Descriptions**  
**Department of Commerce, Community, and Economic Development**

**Component:** Corporations, Business and Professional Licensing (2360)

**RDU:** Corporations, Business and Professional Licensing (117)

Scenario/Change Record Title	Trans Type	Totals	Personal Services	Travel	Services	Commodities	Capital Outlay	Grants, Benefits	Miscellaneous	Positions		
										PFT	PPT	NP
<p>15% increase in this program's application volume, as well. During early FY2016, processing of medical board applications became critically delayed within the division. The number of applications has more than doubled since FY2013, and had become backlogged. The delay in licensing impacted essential healthcare services, including staffing levels at the Alaska Psychiatric Institute and at hospitals throughout the state. Ensuring medical care is provided by qualified staff is crucially important to the life, health, and safety of Alaskans. In response to the critical need for timely licensing, the division redirected other licensing staff to work on medical board applications, and authorized overtime to ensure that the need was met. Due to these triage methods, medical board applications were no longer seriously delayed; however, licensing timelines for other professions slowed and in some cases accumulated backlogs.</p> <p>In FY2016, the department undertook a strategic planning initiative to improve the licensing processing methods for the medical and nursing programs. As a result of these process improvements and the addition of the two OLEs providing the necessary staff support, these programs now maintain reasonable processing timeframes to maintain timely professional licensing. Prior to these changes, an application received by the medical program had a nine week waiting period before staff was able to review the application. Currently, applications received by the medical program are reviewed in twenty days or less, which is within the acceptable timeframe.</p> <p>Professional licensing programs within the Division of Corporations, Business and Professional Licensing are fully funded by receipt supported services, (fund source 1156 Receipt Supported Services (DGF)). Licensing fees for each program are set per AS 08.01.065 so the revenue collected approximately equals the occupation's actual regulatory costs.</p>												
<b>Supervisory Unit 15 Hour Furlough Contract Terms</b>												
	SalAdj	-2.7	-2.7	0.0	0.0	0.0	0.0	0.0	0.0	0	0	0
1005 GF/Prgm		-0.3										
1156 Rcpt Svcs		-2.4										
Alaska Public Employees Association, supervisory unit, 15 hours of furlough required for each permanent full-time employee in each year from July 1, 2016 to June 30, 2018.												
<b>FY2018 Alaska Care &amp; PSEA Health Insurance Increase</b>												
	SalAdj	50.5	50.5	0.0	0.0	0.0	0.0	0.0	0.0	0	0	0
1005 GF/Prgm		4.3										
1040 Surety Fnd		0.2										
1156 Rcpt Svcs		46.0										
Alaska Care rate increase from \$1346 to \$1555 per month for APEA members. \$33.7												
Alaska Care rate increase from \$1346 to \$1555 per month for exempt and partially exempt employees. \$16.8												
<b>Totals</b>		<b>13,363.5</b>	<b>8,529.4</b>	<b>403.3</b>	<b>4,300.5</b>	<b>122.9</b>	<b>7.4</b>	<b>0.0</b>	<b>0.0</b>	<b>93</b>	<b>0</b>	<b>0</b>

**Personal Services Expenditure Detail**  
**Department of Commerce, Community, and Economic Development**

**Scenario:** FY2018 Governor (13956)  
**Component:** Corporations, Business and Professional Licensing (2360)  
**RDU:** Corporations, Business and Professional Licensing (117)

PCN	Job Class Title	Time Status	Retire Code	Barg Unit	Location	Salary Sched	Range / Step	Comp Months	Split / Count	Annual Salaries	COLA	Premium Pay	Annual Benefits	Total Costs	UGF Amount
08-?044	Program Coordinator I	FT	A	SS	Juneau	205	18B / C	12.0		66,156	0	0	41,498	107,654	0
08-1282	Investigator III	FT	A	GP	Anchorage	200	18G	12.0		70,212	0	0	40,854	111,066	0
08-1283	Investigator III	FT	A	GP	Anchorage	200	18K / L	12.0		75,774	0	0	42,759	118,533	0
08-1284	Occup Licensing Examiner	FT	A	GP	Juneau	205	14C / D	12.0		49,920	0	0	33,906	83,826	0
08-2001	Division Director	FT	A	XE	Juneau	N05	27F / J	12.0		130,532	0	0	63,192	193,724	0
08-2002	Exec Admin Board of Nursing	FT	A	XE	Anchorage	N00	23E / F	12.0		97,260	0	0	52,004	149,264	0
08-2003	Division Operations Manager	FT	A	SS	Juneau	205	24F	12.0		111,216	0	0	56,926	168,142	0
08-2004	Occup Licensing Examiner	FT	A	GP	Juneau	205	14G / J	12.0		57,321	0	0	36,441	93,762	0
08-2005	Occup Licensing Examiner	FT	A	GP	Juneau	205	14B / C	12.0		47,910	0	0	33,218	81,128	0
08-2006	Occup Licensing Examiner	FT	A	GP	Juneau	205	14C / D	12.0		49,920	0	0	33,906	83,826	0
08-2007	Records & Licensing Spvr	FT	A	SS	Juneau	205	16F	12.0		69,600	0	0	42,677	112,277	0
08-2008	Occup Licensing Examiner	FT	A	GP	Juneau	205	14C / D	12.0		49,240	0	0	33,674	82,914	0
08-2009	Occup Licensing Examiner	FT	A	GP	Juneau	205	14A / B	12.0		46,278	0	0	32,659	78,937	0
08-2010	Secretary	FT	A	GP	Juneau	205	11C / D	12.0		41,256	0	0	30,940	72,196	0
08-2011	Investigator IV	FT	A	SS	Anchorage	200	20D / E	12.0		76,584	0	0	45,068	121,652	0
08-2012	Investigator III	FT	A	GP	Anchorage	200	18C / D	12.0		61,679	0	0	37,933	99,612	0
08-2014	Occup Licensing Examiner	FT	A	GP	Juneau	205	14D / E	12.0		51,581	0	0	34,475	86,056	0
08-2015	Records & Licensing Spvr	FT	A	SS	Juneau	205	16C / D	12.0		59,550	0	0	39,236	98,786	0
08-2018	Regulations Spec II	FT	A	GP	Juneau	99	16N / O	12.0		79,430	0	0	44,011	123,441	0
08-2021	Administrative Officer II	FT	A	SS	Juneau	205	19F	12.0		79,620	0	0	46,108	125,728	0
08-2022	Investigator III	FT	A	GG	Anchorage	99	18M / N	12.0		81,999	0	0	44,890	126,889	0
08-2025	Office Assistant II	FT	A	GP	Anchorage	200	10G	12.0		40,608	0	0	30,718	71,326	0
08-2026	Investigator III	FT	A	SS	Anchorage	600	18C	12.0		63,420	0	0	40,561	103,981	0
08-2028	Business Reg Examiner	FT	A	GP	Juneau	205	13C / D	12.0		45,891	0	0	32,527	78,418	0
08-2030	Office Assistant II	FT	A	GP	Juneau	205	10J	12.0		44,400	0	0	32,016	76,416	0
08-2035	Publications Spec I	FT	A	GP	Juneau	205	13E / F	12.0		49,391	0	0	33,725	83,116	0
08-2038	Occup Licensing Examiner	FT	A	GP	Juneau	205	14J / K	12.0		59,402	0	0	37,153	96,555	0
08-2039	Records & Licensing Spvr	FT	A	SS	Juneau	99	16K / L	12.0		71,405	0	0	43,295	114,700	0
08-2040	Occup Licensing Examiner	FT	A	GP	Juneau	205	14D / E	12.0		51,505	0	0	34,449	85,954	0
08-2042	Exec Admin State Medical Board	FT	A	XE	Anchorage	N00	23F / J	12.0		101,550	0	0	53,473	155,023	0
08-2043	Administrative Assistant II	FT	A	SS	Anchorage	600	14B / C	12.0		47,110	0	0	34,976	82,086	0
08-2045	Office Assistant II	FT	A	GP	Anchorage	200	10F / G	12.0		40,498	0	0	30,680	71,178	0
08-2049	Occup Licensing Examiner	FT	A	GP	Anchorage	200	14G / J	12.0		54,129	0	0	35,348	89,477	0
08-2050	Exec Administrator Rec	FT	A	XE	Anchorage	99	19M	12.0		87,425	0	0	48,636	136,061	0
08-2051	Office Assistant II	FT	A	GP	Anchorage	200	10J	12.0		42,288	0	0	31,293	73,581	0
08-2052	Accounting Tech I	FT	A	GP	Juneau	205	12C / D	12.0		43,018	0	0	31,543	74,561	0

Note: If a position is split, an asterisk (\*) will appear in the Split/Count column. If the split position is also counted in the component, two asterisks (\*\*) will appear in this column. [No valid job title] appearing in the Job Class Title indicates that the PCN has an invalid class code or invalid range for the class code effective date of this scenario.

**Personal Services Expenditure Detail**  
**Department of Commerce, Community, and Economic Development**

**Scenario:** FY2018 Governor (13956)  
**Component:** Corporations, Business and Professional Licensing (2360)  
**RDU:** Corporations, Business and Professional Licensing (117)

PCN	Job Class Title	Time Status	Retire Code	Barg Unit	Location	Salary Sched	Range / Step	Comp Months	Split / Count	Annual Salaries	COLA	Premium Pay	Annual Benefits	Total Costs	UGF Amount
08-2053	Program Coordinator I	FT	A	SS	Juneau	205	18B / C	12.0		66,520	0	0	41,622	108,142	0
08-2054	Occup Licensing Examiner	FT	A	GP	Juneau	99	14L / M	12.0		63,642	0	0	38,605	102,247	0
08-2055	Accounting Tech I	FT	A	GP	Juneau	205	12B / C	12.0		41,889	0	0	31,157	73,046	0
08-2056	Office Assistant II	FT	A	GP	Anchorage	200	10G	12.0		40,608	0	0	30,718	71,326	0
08-2058	Investigator II	FT	A	GP	Anchorage	200	16C / D	12.0		53,376	0	0	35,090	88,466	0
08-2063	Investigator III	FT	A	GP	Anchorage	200	18J / K	12.0		74,181	0	0	42,213	116,394	0
08-2066	Office Assistant I	FT	A	GG	Juneau	99	8N	12.0		45,624	0	0	32,435	78,059	0
08-2068	Occup Licensing Examiner	FT	A	GP	Juneau	99	14K / L	12.0		61,639	0	0	37,919	99,558	0
08-2069	Occup Licensing Examiner	FT	A	GP	Juneau	205	14B / C	12.0		47,844	0	0	33,196	81,040	0
08-2070	Occup Licensing Examiner	FT	A	GP	Juneau	205	14B / C	12.0		47,844	0	0	33,196	81,040	0
08-2071	Records & Licensing Spvr	FT	A	SS	Juneau	205	16A / B	12.0		56,210	0	0	38,092	94,302	0
08-2073	Investigator III	FT	A	GP	Anchorage	200	18K / L	12.0		75,570	0	0	42,689	118,259	0
08-2076	Occup Licensing Examiner	FT	A	GP	Juneau	99	14L / M	12.0		63,473	0	0	38,547	102,020	0
08-2079	Marine Pilot Coord	FT	A	XE	Juneau	N05	20A / B	12.0		74,148	0	0	44,090	118,238	0
08-2080	Occup Licensing Examiner	FT	A	GP	Juneau	205	14F / G	12.0		54,796	0	0	35,576	90,372	0
08-2081	Accounting Tech II	FT	A	GP	Juneau	205	14F / G	12.0		55,956	0	0	35,973	91,929	0
08-2082	Investigator III	FT	A	GP	Anchorage	200	18J / K	12.0		74,082	0	0	42,179	116,261	0
08-2083	Office Assistant I	FT	A	GP	Juneau	205	8B / C	12.0		33,298	0	0	28,215	61,513	0
08-2084	Occup Licensing Examiner	FT	A	GP	Juneau	205	14E / F	12.0		52,505	0	0	34,792	87,297	0
08-2085	Investigator III	FT	A	GP	Anchorage	200	18B	12.0		59,376	0	0	37,144	96,520	0
08-2086	Paralegal II	FT	A	GP	Juneau	205	16B / C	12.0		55,086	0	0	35,675	90,761	0
08-2087	Occup Licensing Examiner	FT	A	GP	Anchorage	200	14G / J	12.0		54,594	0	0	35,507	90,101	0
08-2088	Investigator III	FT	A	SS	Anchorage	600	18F	12.0		70,236	0	0	42,895	113,131	0
08-2089	Executive Administrator Aels	FT	A	XE	Juneau	N05	18B / C	12.0		66,492	0	0	41,469	107,961	0
08-2090	Office Assistant II	FT	A	GP	Anchorage	200	10O / P	12.0		50,759	0	0	34,194	84,953	0
08-2091	Investigator III	FT	A	GP	Anchorage	99	18O	12.0		87,436	0	0	46,752	134,188	0
08-2092	Investigator II	FT	A	GP	Anchorage	200	16A / B	12.0		50,706	0	0	34,176	84,882	0
08-2093	Occup Licensing Examiner	FT	A	GP	Anchorage	200	14G	12.0		53,292	0	0	35,061	88,353	0
08-2095	Investigator III	FT	A	GP	Anchorage	200	18F / G	12.0		68,601	0	0	40,303	108,904	0
08-2096	Occup Licensing Examiner	FT	A	GP	Juneau	205	14A / B	12.0		46,278	0	0	32,659	78,937	0
08-2097	Occup Licensing Examiner	FT	A	GP	Juneau	205	14E / F	12.0		53,483	0	0	35,126	88,609	0
08-2098	Office Assistant I	FT	A	GP	Juneau	205	8C / D	12.0		33,729	0	0	28,363	62,092	0
08-2099	Accounting Tech I	FT	A	GP	Juneau	205	12B / C	12.0		42,636	0	0	31,412	74,048	0
08-2101	Records & Licensing Spvr	FT	A	SS	Anchorage	200	16J / K	12.0		65,887	0	0	41,405	107,292	0
08-2102	Investigator III	FT	A	GP	Anchorage	200	18C / D	12.0		61,679	0	0	37,933	99,612	0
08-2103	Office Assistant III	FT	A	GP	Anchorage	200	11F / G	12.0		42,102	0	0	31,230	73,332	0
08-2104	Investigator III	FT	A	GP	Anchorage	200	18C / D	12.0		62,029	0	0	38,053	100,082	0
08-2105	Project Assistant	FT	A	GP	Anchorage	99	16L	12.0		68,517	0	0	40,274	108,791	0

Note: If a position is split, an asterisk (\*) will appear in the Split/Count column. If the split position is also counted in the component, two asterisks (\*\*) will appear in this column.  
 [No valid job title] appearing in the Job Class Title indicates that the PCN has an invalid class code or invalid range for the class code effective date of this scenario.

**Personal Services Expenditure Detail**  
**Department of Commerce, Community, and Economic Development**

**Scenario:** FY2018 Governor (13956)  
**Component:** Corporations, Business and Professional Licensing (2360)  
**RDU:** Corporations, Business and Professional Licensing (117)

PCN	Job Class Title	Time Status	Retire Code	Barg Unit	Location	Salary Sched	Range / Step	Comp Months	Split / Count	Annual Salaries	COLA	Premium Pay	Annual Benefits	Total Costs	UGF Amount
08-2106	Occup Licensing Examiner	FT	A	GP	Anchorage	200	14C / D	12.0		47,400	0	0	33,044	80,444	0
08-2107	Occup Licensing Examiner	FT	A	GP	Juneau	205	14E / F	12.0		52,423	0	0	34,763	87,186	0
08-2109	Office Assistant II	FT	A	GP	Anchorage	200	10B / C	12.0		36,012	0	0	29,144	65,156	0
08-2111	Executive Administrator, Bpa	FT	A	XE	Anchorage	N00	23F	12.0		99,660	0	0	52,825	152,485	0
08-2113	Occup Licensing Examiner	FT	A	GP	Anchorage	200	14A / B	12.0		44,070	0	0	31,903	75,973	0
08-2114	Paralegal I	FT	A	GP	Juneau	205	14A / B	12.0		46,536	0	0	32,748	79,284	0
08-2115	Nurse Consultant I	FT	A	GP	Anchorage	200	22B / C	12.0		79,674	0	0	44,094	123,768	0
08-2116	Occup Licensing Examiner	FT	A	GP	Juneau	205	14A / B	12.0		46,278	0	0	32,659	78,937	0
08-2118	Occup Licensing Examiner	FT	A	GP	Juneau	205	14A / B	12.0		46,278	0	0	32,659	78,937	0
08-2119	Occup Licensing Examiner	FT	A	GP	Juneau	205	14A / B	12.0		46,278	0	0	32,659	78,937	0
08-2120	Investigator III	FT	A	GP	Anchorage	200	18B / C	12.0		60,396	0	0	37,493	97,889	0
08-2121	Investigator III	FT	A	GP	Anchorage	200	18B / C	12.0		60,396	0	0	37,493	97,889	0
08-3009	Business Reg Examiner	FT	A	GP	Juneau	205	13C / D	12.0		45,827	0	0	32,505	78,332	0
08-3015	Office Assistant I	FT	A	GP	Juneau	205	8B	12.0		32,448	0	0	27,924	60,372	0
08-3016	Business Reg Examiner	FT	A	GP	Juneau	205	13B / C	12.0		45,504	0	0	32,394	77,898	0
08-3017	Occup Licensing Examiner	FT	A	GP	Juneau	205	14G / J	12.0		57,321	0	0	36,441	93,762	0
08-3022	Office Assistant II	FT	A	GP	Juneau	205	10B / C	12.0		37,143	0	0	29,532	66,675	0
08-3090	Office Assistant IV	FT	A	SS	Juneau	205	12B	12.0		43,152	0	0	33,621	76,773	0
08-3093	Office Assistant I	FT	A	GP	Juneau	205	8B	12.0		32,448	0	0	27,924	60,372	0

	Total Positions	New	Deleted
<b>Full Time Positions:</b>	93	0	0
<b>Part Time Positions:</b>	0	0	0
<b>Non Permanent Positions:</b>	0	0	0
<b>Positions in Component:</b>	93	0	0

**Total Component Months:** 1,116.0

<b>Total Salary Costs:</b>	5,430,445
<b>Total COLA:</b>	0
<b>Total Premium Pay:</b>	0
<b>Total Benefits:</b>	3,464,528
<b>Total Pre-Vacancy:</b>	8,894,973
<b>Minus Vacancy Adjustment of 4.11%:</b>	(365,573)
<b>Total Post-Vacancy:</b>	8,529,400
<b>Plus Lump Sum Premium Pay:</b>	0
<b>Personal Services Line 100:</b>	8,529,400

PCN Funding Sources:	Pre-Vacancy	Post-Vacancy	Percent
1005 General Fund/Program Receipts	931,028	892,764	10.47%
1007 Interagency Receipts	125,583	120,422	1.41%
1040 Real Estate Surety Fund	122,397	117,367	1.38%
1156 Receipt Supported Services	7,715,964	7,398,847	86.75%
<b>Total PCN Funding:</b>	<b>8,894,973</b>	<b>8,529,400</b>	<b>100.00%</b>

Note: If a position is split, an asterisk (\*) will appear in the Split/Count column. If the split position is also counted in the component, two asterisks (\*\*) will appear in this column. [No valid job title] appearing in the Job Class Title indicates that the PCN has an invalid class code or invalid range for the class code effective date of this scenario.



**Personal Services Expenditure Detail**  
**Department of Commerce, Community, and Economic Development**

**Scenario:** FY2018 Governor (13956)  
**Component:** Corporations, Business and Professional Licensing (2360)  
**RDU:** Corporations, Business and Professional Licensing (117)

Note: If a position is split, an asterisk (\*) will appear in the Split/Count column. If the split position is also counted in the component, two asterisks (\*\*) will appear in this column.  
[No valid job title] appearing in the Job Class Title indicates that the PCN has an invalid class code or invalid range for the class code effective date of this scenario.

**Line Item Detail (1676)**  
**Department of Commerce, Community, and Economic Development**  
**Travel**

**Component:** Corporations, Business and Professional Licensing (2360)

Line Number	Line Name		FY2016 Actuals	FY2017 Management Plan	FY2018 Governor
2000	Travel		309.1	403.3	403.3
Object Class	Servicing Agency	Explanation	FY2016 Actuals	FY2017 Management Plan	FY2018 Governor
<b>2000 Travel Detail Totals</b>			<b>309.1</b>	<b>403.3</b>	<b>403.3</b>
2000	In-State Employee Travel	In-State Transportation - Transportation costs for travel relating to administration, conventions and meetings, boards and commissions.	60.8	103.2	103.2
2001	In-State Non-Employee Travel	In-State Transportation - Transportation costs for travel relating to meetings and boards for non-employees.	169.7	200.0	200.0
2002	Out of State Employee Travel	Out-of-State Transportation - Transportation costs for travel relating to administration, conventions and meetings, boards and commissions.	36.1	50.0	50.0
2003	Out of State Non-Employee Travel	Out-of-State Transportation - Transportation costs for travel relating to meetings, boards and commissions for non-employees.	42.4	50.0	50.0
2006	Other Travel Costs	Miscellaneous travel-related expenses.	0.1	0.1	0.1

**Line Item Detail (1676)**  
**Department of Commerce, Community, and Economic Development**  
**Services**

**Component:** Corporations, Business and Professional Licensing (2360)

Line Number	Line Name		FY2016 Actuals	FY2017 Management Plan	FY2018 Governor
3000	Services		3,686.8	4,191.4	4,300.5
Object Class	Servicing Agency	Explanation	FY2016 Actuals	FY2017 Management Plan	FY2018 Governor
<b>3000 Services Detail Totals</b>			<b>3,686.8</b>	<b>4,191.4</b>	<b>4,300.5</b>
3000	Education Services	Training, educational conferences, agency memberships, tuition, books and fees for work-related courses.	161.8	161.8	161.8
3001	Financial Services	Accounting, auditing, management consulting, grantee monitoring, loan servicing and insurance related services.	317.4	317.4	317.4
3002	Legal and Judicial Services	Legal and judicial services, including costs to conduct hearings and transcription fees.	40.5	40.5	40.5
3003	Information Technology	Information Technology - Training, consulting, equipment and software leases, licensing and maintenance.	122.0	174.2	174.2
3004	Telecommunications	Local, long distance, and cellular telephone charges, television, data/network, telecommunication equipment, and other wireless charges from outside vendors.	12.4	12.5	12.5
3006	Delivery Services	Freight, courier services, and postage.	31.9	43.9	43.9
3007	Advertising and Promotions	Advertising, promotions and legal notices.	25.7	25.7	25.7
3008	Utilities	Electricity, heating fuel, water, sewage and disposal services.	1.6	1.6	1.6
3009	Structure/Infrastructure/Land	Structure, infrastructure and land repairs, maintenance, rentals and leases.	68.4	68.4	68.4

**Line Item Detail (1676)**  
**Department of Commerce, Community, and Economic Development**  
**Services**

**Component:** Corporations, Business and Professional Licensing (2360)

Object Class	Servicing Agency	Explanation	FY2016 Actuals	FY2017 Management Plan	FY2018 Governor
<b>3000 Services Detail Totals</b>			<b>3,686.8</b>	<b>4,191.4</b>	<b>4,300.5</b>
3010	Equipment/Machinery	Machinery, furniture and equipment purchase, repairs, maintenance, rentals, and leases.	44.8	44.8	44.8
3011	Other Services	Other professional services.	69.8	69.8	69.8
3017	Inter-Agency Information Technology Non-Telecommunications	Admin - Department-wide Enterprise Technology Services - Computer services (EPR).	64.0	64.0	64.0
3018	Inter-Agency Information Technology Telecommunications	Admin - Department-wide Information Technology services for telecommunications (e.g. video conference, internet access, messaging, virtual private network).	130.2	130.2	130.2
3020	Inter-Agency Building Maintenance	Admin - Department-wide Building maintenance services.	2.7	2.7	2.7
3021	Inter-Agency Mail	Admin - Department-wide Division of General Services - Pro-rated share of expenses relating to central mailroom support and services.	107.3	107.3	107.3
3022	Inter-Agency Human Resources	Admin - Department-wide Division of Personnel and Labor Relations - Human resource and personnel services.	53.9	53.9	53.9
3023	Inter-Agency Building Leases	Admin - Department-wide Parking permits.	3.2	3.2	3.2
3023	Inter-Agency Building Leases	Admin - Department-wide Linny Pacillo Parking Garage lease.	26.1	26.1	26.1
3024	Inter-Agency Legal	Law - Department-wide Legal services.	487.1	487.1	595.7
3024	Inter-Agency Legal	Law - Department-wide Regulations review.	14.5	52.0	14.5
3026	Inter-Agency Insurance	Admin - Department-wide Division of Risk Management - Risk management insurance charges for leased buildings, repossessed properties, public official bonds, and overhead.	1.6	1.6	1.6
3027	Inter-Agency Financial	Admin - Department-wide Division of Finance - Computer services for State accounting (IRIS), payroll (AKPAY), and reporting (ALDER) systems.	7.2	7.2	7.2

**Line Item Detail (1676)**  
**Department of Commerce, Community, and Economic Development**  
**Services**

**Component:** Corporations, Business and Professional Licensing (2360)

Object Class		Servicing Agency	Explanation	FY2016 Actuals	FY2017 Management Plan	FY2018 Governor
<b>3000 Services Detail Totals</b>				<b>3,686.8</b>	<b>4,191.4</b>	<b>4,300.5</b>
3028	Inter-Agency Americans with Disabilities Act Compliance	Admin - Department-wide	Americans with Disabilities Act (ADA) enforcement.	0.2	0.2	0.2
3030	Inter-Agency Hearing/Mediation	Admin - Department-wide	Hearing and mediation services.	90.7	90.7	90.7
3036	Inter-Agency Safety	PubSaf - Department-wide	Fingerprinting services.	193.5	193.5	193.5
3037	State Equipment Fleet	Trans - Department-wide	State equipment fleet services.	11.5	11.5	11.5
3038	Inter-Agency Management/Consulting	Commerce - Administrative Services (1028)	Administrative Services and Commissioner's Office support.	1,132.4	1,244.4	1,282.4
3038	Inter-Agency Management/Consulting	EnvCon - Department-wide	Body Art and Piercing reimbursable services agreement.	12.2	12.2	12.2
3038	Inter-Agency Management/Consulting	Labor - Department-wide	Certified Nurse Aide Testing Space and Equipment Usage reimbursable services agreement.	6.0	6.0	6.0
3038	Inter-Agency Management/Consulting	Commerce - DCCED State Facilities Rent (2472)	State-owned facility space rent.	96.5	387.0	387.0
3038	Inter-Agency Management/Consulting	Labor - Department-wide	Construction Contractors and Mechanical Administrators enforcement and inspections reimbursable services agreement.	349.7	350.0	350.0

**Line Item Detail (1676)**  
**Department of Commerce, Community, and Economic Development**  
**Commodities**

**Component:** Corporations, Business and Professional Licensing (2360)

Line Number	Line Name		FY2016 Actuals	FY2017 Management Plan	FY2018 Governor
4000	Commodities		109.5	147.9	122.9
Object Class	Servicing Agency	Explanation	FY2016 Actuals	FY2017 Management Plan	FY2018 Governor
		<b>4000 Commodities Detail Totals</b>	<b>109.5</b>	<b>147.9</b>	<b>122.9</b>
4000	Business	Supplies for office, library, training, and instructional needs, including small equipment, tools and subscriptions.	105.9	142.9	117.9
4011	Electrical	Electrical services.	3.6	5.0	5.0

**Line Item Detail (1676)**

**Department of Commerce, Community, and Economic Development  
Capital Outlay**

**Component:** Corporations, Business and Professional Licensing (2360)

<b>Line Number</b>	<b>Line Name</b>		<b>FY2016 Actuals</b>	<b>FY2017 Management Plan</b>	<b>FY2018 Governor</b>
5000	Capital Outlay		8.7	7.4	7.4
<b>Object Class</b>	<b>Servicing Agency</b>	<b>Explanation</b>	<b>FY2016 Actuals</b>	<b>FY2017 Management Plan</b>	<b>FY2018 Governor</b>
<b>5000 Capital Outlay Detail Totals</b>			<b>8.7</b>	<b>7.4</b>	<b>7.4</b>
5002	Structures and Infrastructure	Structure or infrastructure rentals that are not considered capital leases under AAM 55.	8.6	7.4	7.4
5004	Equipment	Equipment and furniture.	0.1	0.0	0.0

## Revenue Detail (1681)

### Department of Commerce, Community, and Economic Development

**Component:** Corporations, Business and Professional Licensing (2360)

Revenue Type (OMB Fund Code) Revenue Source	Component	Comment	FY2016 Actuals	FY2017 Management Plan	FY2018 Governor
<b>5005 GF/Prgm (1005 GF/Prgm)</b>			<b>8,923.1</b>	<b>1,939.7</b>	<b>1,521.3</b>
5101 Program Receipts Public Protection - Licenses and Permits		Program Receipts - Licensing and permitting fees.	1,478.6	1,939.7	1,521.3
5101 Program Receipts Public Protection - Licenses and Permits		Program Receipts - Licensing and permitting fees.	6,850.8	0.0	0.0
5102 Program Receipts Public Protection - Fines and Forfeitures		Program Receipts - Fines/forfeitures.	7.4	0.0	0.0
5103 Program Receipts - Charges for Services		Program Receipts - Charges for services.	586.3	0.0	0.0
<b>5007 I/A Rcpts (1007 I/A Rcpts)</b>			<b>223.3</b>	<b>168.6</b>	<b>336.1</b>
5301 Inter-Agency Receipts	H&SS - Department-wide	Prescription Drug Monitoring Program reimbursable services agreement.	101.2	48.6	216.1
5301 Inter-Agency Receipts	Rev - Department-wide	Child Support Assistance reimbursable services agreement.	2.1	0.0	0.0
5301 Inter-Agency Receipts	H&SS - Department-wide	Nurse Aide reimbursable services agreement.	120.0	120.0	120.0
<b>5061 CIP Rcpts (1061 CIP Rcpts)</b>			<b>161.0</b>	<b>0.0</b>	<b>0.0</b>
5351 Capital Improvement Project Inter-Agency		Capital Improvement Project Receipts.	161.0	0.0	0.0
<b>5108 Stat Desig (1108 Stat Desig)</b>			<b>13.6</b>	<b>50.0</b>	<b>50.0</b>
5200 Statutory Dsgntd Prgrm Rcpts Pblic Prtctn - 3rd Party Cllectns		Statutory Designated Program Receipts - Third-party collections.	13.6	50.0	50.0
<b>5156 Rcpt Svcs (1156 Rcpt Svcs)</b>			<b>9,941.3</b>	<b>10,498.9</b>	<b>11,165.3</b>
5161 Receipt Supported Svcs Pblic Protection - Licenses & Permits		Licensing and Permit Receipt Supported Services.	9,712.6	10,498.9	11,165.3
5163 Receipt Support Services - Fines and Forfeitures		Receipt Supported Services - Fines/forfeitures	228.7	0.0	0.0
<b>6040 Surety Fnd (1040 Surety Fnd)</b>			<b>127.3</b>	<b>290.1</b>	<b>290.8</b>
6480 Real Estate Surety Fund Pblic		Real Estate Surety Fund - Licenses	127.3	290.1	290.8



**Revenue Detail (1681)**

**Department of Commerce, Community, and Economic Development**

**Component:** Corporations, Business and Professional Licensing (2360)

<b>Revenue Type (OMB Fund Code)</b>	<b>Component</b>	<b>Comment</b>	<b>FY2016 Actuals</b>	<b>FY2017 Management Plan</b>	<b>FY2018 Governor</b>
<b>Revenue Source</b>					
Protection - Licenses & Permits		and permits.			

## Inter-Agency Services (1682)

### Department of Commerce, Community, and Economic Development

**Component:** Corporations, Business and Professional Licensing (2360)

	FY2016 Actuals	FY2017 Management Plan	FY2018 Governor
<b>Component Totals</b>	<b>2,790.5</b>	<b>3,230.8</b>	<b>3,339.9</b>
With Department of Administration	487.1	487.1	487.1
With Department of Law	501.6	539.1	610.2
With Department of Public Safety	193.5	193.5	193.5
With Department of Transportation/Public Facilities	11.5	11.5	11.5
With Department of Commerce, Community, and Economic Development	1,228.9	1,631.4	1,669.4
With Department of Environmental Conservation	12.2	12.2	12.2
With Department of Labor and Workforce Development	355.7	356.0	356.0

Object Class	Servicing Agency	Explanation	FY2016 Actuals	FY2017 Management Plan	FY2018 Governor
3017	Inter-Agency Information Technology Non-Telecommunications	Admin - Department-wide Enterprise Technology Services - Computer services (EPR).	64.0	64.0	64.0
3018	Inter-Agency Information Technology Telecommunications	Admin - Department-wide Information Technology services for telecommunications (e.g. video conference, internet access, messaging, virtual private network).	130.2	130.2	130.2
3020	Inter-Agency Building Maintenance	Admin - Department-wide Building maintenance services.	2.7	2.7	2.7
3021	Inter-Agency Mail	Admin - Department-wide Division of General Services - Pro-rated share of expenses relating to central mailroom support and services.	107.3	107.3	107.3
3022	Inter-Agency Human Resources	Admin - Department-wide Division of Personnel and Labor Relations - Human resource and personnel services.	53.9	53.9	53.9
3023	Inter-Agency Building Leases	Admin - Department-wide Parking permits.	3.2	3.2	3.2
3023	Inter-Agency Building Leases	Admin - Department-wide Linny Pacillo Parking Garage lease.	26.1	26.1	26.1
3024	Inter-Agency Legal	Law - Department-wide Legal services.	487.1	487.1	595.7
3024	Inter-Agency Legal	Law - Department-wide Regulations review.	14.5	52.0	14.5

## Inter-Agency Services (1682)

### Department of Commerce, Community, and Economic Development

**Component:** Corporations, Business and Professional Licensing (2360)

Object Class	Servicing Agency	Explanation	FY2016 Actuals	FY2017 Management Plan	FY2018 Governor
3026 Inter-Agency Insurance	Admin - Department-wide	Division of Risk Management - Risk management insurance charges for leased buildings, repossessed properties, public official bonds, and overhead.	1.6	1.6	1.6
3027 Inter-Agency Financial	Admin - Department-wide	Division of Finance - Computer services for State accounting (IRIS), payroll (AKPAY), and reporting (ALDER) systems.	7.2	7.2	7.2
3028 Inter-Agency Americans with Disabilities Act Compliance	Admin - Department-wide	Americans with Disabilities Act (ADA) enforcement.	0.2	0.2	0.2
3030 Inter-Agency Hearing/Mediation	Admin - Department-wide	Hearing and mediation services.	90.7	90.7	90.7
3036 Inter-Agency Safety	PubSaf - Department-wide	Fingerprinting services.	193.5	193.5	193.5
3037 State Equipment Fleet	Trans - Department-wide	State equipment fleet services.	11.5	11.5	11.5
3038 Inter-Agency Management/Consulting	Commerce - Administrative Services (1028)	Administrative Services and Commissioner's Office support.	1,132.4	1,244.4	1,282.4
3038 Inter-Agency Management/Consulting	EnvCon - Department-wide	Body Art and Piercing reimbursable services agreement.	12.2	12.2	12.2
3038 Inter-Agency Management/Consulting	Labor - Department-wide	Certified Nurse Aide Testing Space and Equipment Usage reimbursable services agreement.	6.0	6.0	6.0
3038 Inter-Agency Management/Consulting	Commerce - DCCED State Facilities Rent (2472)	State-owned facility space rent.	96.5	387.0	387.0
3038 Inter-Agency Management/Consulting	Labor - Department-wide	Construction Contractors and Mechanical Administrators enforcement and inspections reimbursable services agreement.	349.7	350.0	350.0