

**State of Alaska
FY2018 Governor's Operating Budget**

**Department of Commerce, Community, and Economic
Development
Economic Development
RDU/Component Budget Summary**

RDU/Component: Economic Development

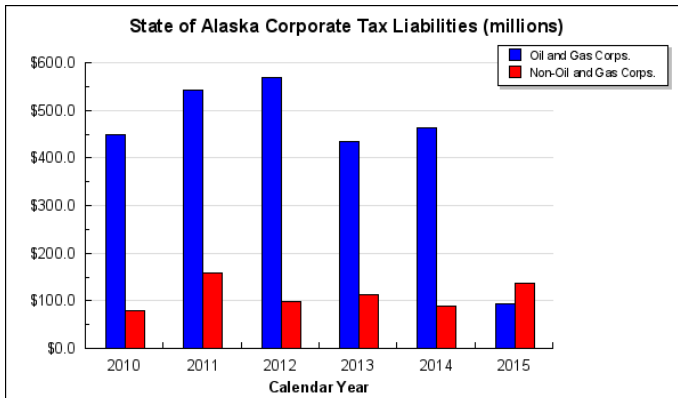
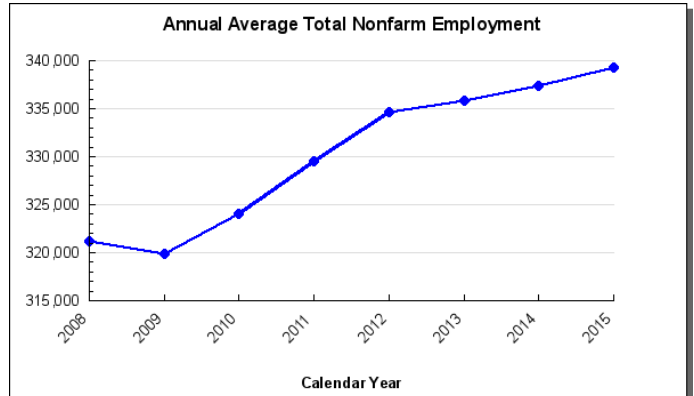
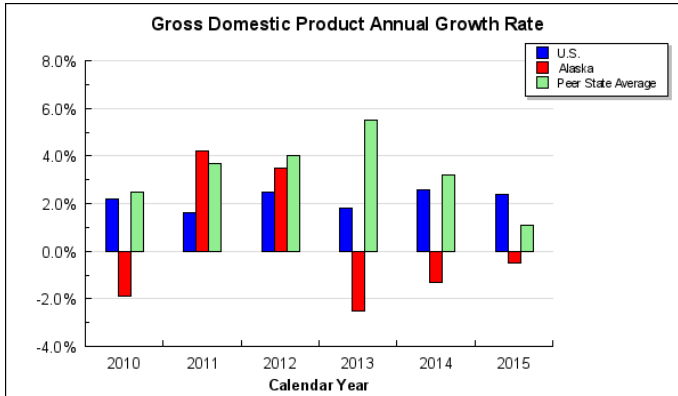
(There is only one component in this RDU. To reduce duplicate information, we did not print a separate RDU section.)

Contribution to Department's Mission

Promote economic development opportunities.

Results

(Additional performance information is available on the web at <https://omb.alaska.gov/results>.)



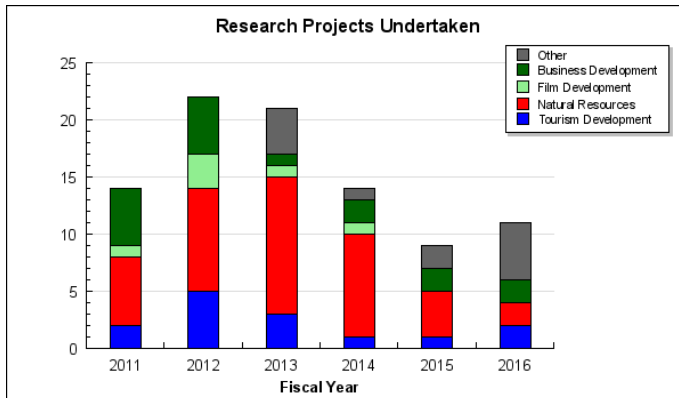
Core Services

- Research
- Business Promotion and Technical Assistance

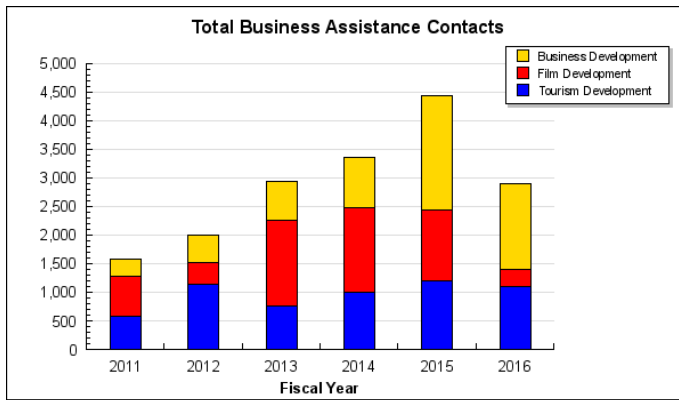
Measures by Core Service

(Additional performance information is available on the web at <https://omb.alaska.gov/results>.)

1. Research



2. Business Promotion and Technical Assistance



Major Component Accomplishments in 2016

Business Development

- The division applied for and received a \$100,000 grant from the Federal Economic Development Administration. This planning grant will be used to complete a statewide comprehensive economic development strategy (CEDS) which aims to highlight strengths and opportunities while addressing weakness in Alaska’s economy and plotting a course for growth and resilience.
- The division continues to build the “North to Opportunity” brand into trade show displays, presentations, and brochures. This branding has also been shared with other state agencies as a way to cohesively brand Alaska as an excellent place for business in all sectors.
- Administered the Alaska Regional Development Organization (ARDOR) Program. In FY2016, a total of \$774,100 was awarded to 10 ARDOR. State funds are used to leverage public and private sector dollars at a historical 3 to 1 ratio. The ARDOR program was reauthorized for FY2017, but the ARDORs will no longer receive state grant funds.
- The division is currently working with business and community leaders in the Mat-Su Borough to find a replacement organization for the region since the Mat-Su Resource Conservation and Development Council was removed from ARDOR status in FY2016.
- More than 1,100 Made in Alaska permits were issued to Alaska businesses. The renewal rate for this program remains over 75%, which is considered high for similar programs. Utilizing a refreshed Made in Alaska logo, the division re-worked much of the material used for the program and have been distributing these materials to permit holders and retailers throughout the state.

- The Made in Alaska 2015 Manufacturer of the Year award was presented to Grayson Davey, the 15 year old owner of Alaska Paracord Designs, a company that makes survival gear out of paracord bracelets and keychains. Grayson is the youngest person to ever receive the award.
- The division continues to partner with the Small Business Development Center to highlight and offer classes specific to Made in Alaska permit holder requests.
- The division hosted a series of unmanned aerial vehicle business development forums that brought together interested parties from public and private sectors in an attempt to break down silos in the industry and remove barriers to business growth.
- Using data gathered from a familiarization tour for major Alaska tourism wholesalers to the Northwest Arctic region, the division provided a training course in Nome that helped potential tour guides hone their skills for welcoming visitors to their community. This training was provided in advance of the Crystal Serenity's voyage through the Arctic, and was done with support from Crystal Cruise Lines. As Arctic tourism increases, local tourism businesses will contribute to these small communities' economic growth.
- The division continues to work closely with the American Indian Alaska Native Tourism Association, and will work to connect rural and native communities with this organization with the goal of outlining appropriate ways to attract and grow travel industry business in cultural, rural, and Native regions.
- The division hosted a summit on EB-5 investment opportunities with professionals involved with this type of foreign direct investment. This one day seminar was attended by 30 business leaders and investors from Anchorage and surrounding areas.
- In partnership with private sector companies and other state agencies, DED attended and exhibited at two major mineral industry trade shows throughout the year. Cambridge House and The Association of Mineral Exploration British Columbia shows both took place in Vancouver, BC. The Lieutenant Governor traveled to both shows and was able to meet with industry and government leaders in British Columbia, present at one of the pre-arranged investment forums, and show support for Alaska's mineral industry.
- Produced an economic indicator report on behalf of the Alaska Industrial Development and Export Authority (AIDEA). This report is produced quarterly and highlights economic indicators from shipping tonnage to fuel prices. The report has a regional focus, and aims to highlight potential investment opportunities for AIDEA throughout the state.
- The division continued to promote and develop the Business Retention and Expansion (BRE) program and assist communities throughout the state in gathering critical data about their business communities. The BRE program will help communities attract and retain local businesses by ensuring that essential business support services and facilities are indexed and made available to local businesses.
- Coordinated two public meetings for the Alaska Minerals Commission (AMC) and compiled AMC information for the 2015 Report of the Alaska Minerals Commission.
- Assisted the Department of Natural Resources (DNR) and the DNR Division of Geological and Geophysical Surveys (DGGs) to produce the annual Alaska Minerals Industry 2015 Report.
- Published the updated "Economic Impact of the Alaska Visitor Industry" showing that Alaska's visitor industry accounted for nearly \$4 billion in total visitor spending and peak season employment is estimated at 47,000 jobs. This report utilized visitor volume and expenditure data from the Alaska Visitors Statistics Program.

Reports Completed

- 2015 Alaska Minerals Industry Report
- Report of the Alaska Minerals Commission
- FY2015 Alaska Regional Development Organization Report
- Quarterly Economic Indicator reports were completed on behalf of the Alaska Industrial Development and Export Authority
- North to Alaska Conversion Study
- Alaska Visitor Statistics Program VI Interim Visitor Volume Report
- Independent Worker / Creative Class study

Drone / UAS operator safety Guidelines and FAQs about privacy

Key Component Challenges

The division has worked to maintain statutorily required programs and reports with minimal staff, while continuing to support key initiatives that foster a strong economy in Alaska. The division continues to manage the Made in Alaska program, the Minerals Commission, and the ARDOR program, in addition to maintaining reporting of economic indicators around the state to the Board of Directors at the Alaska Industrial Development Export Authority. The

division received a grant from the Economic Development Administration that is assisting staff in reaching out to community and business leaders across the state, in an effort aimed at identifying opportunities and assets in the state, while identifying and minimizing challenges businesses and communities face. The end result will be a comprehensive economic development strategy for the state that should guide public and private sector decision making for years to come.

Significant Changes in Results to be Delivered in FY2018

In FY2018, the division will continue marketing for Alaska's products and services, attracting investors, and enhancing business opportunities and tourism. After the Division completes the Comprehensive Economic Development Strategy for the state, there will be better targeted areas of focus that limited resources can be directed towards, and opportunity to fund ongoing projects through federal Economic Development Administration grants that address potential projects outlined in the CEDS.

Statutory and Regulatory Authority

AS 44.33.120 Department of Commerce, Community and Economic Development
AS 44.33.740 Rural Development
AS 44.33.231 - .239 Alaska Film Office (3 AAC 188.010 - .990)
AS 44.33.431 Alaska Minerals Commission
AS 44.33.895 Alaska Regional Development Organizations Program
AS 36.30.332-338 Alaska Product Preference
AS 45.65.010-070 Made in Alaska Program

Contact Information
<p>Contact: Britteny Cioni-Haywood, Division Director Phone: (907) 465-2625 Fax: (907) 465-2690 E-mail: britteny.cioni-haywood@alaska.gov</p>

Economic Development Personal Services Information				
Authorized Positions			Personal Services Costs	
	<u>FY2017</u> <u>Management</u> <u>Plan</u>	<u>FY2018</u> <u>Governor</u>		
Full-time	7	5	Annual Salaries	501,953
Part-time	0	0	Premium Pay	0
Nonpermanent	0	0	Annual Benefits	277,679
			<i>Less 1.31% Vacancy Factor</i>	(10,232)
			Lump Sum Premium Pay	0
Totals	7	5	Total Personal Services	769,400

Position Classification Summary					
Job Class Title	Anchorage	Fairbanks	Juneau	Others	Total
Business Development Officer	1	0	0	0	1
Dev Spec II, Option A	0	0	1	0	1
Dev Spec II, Option B	1	0	0	0	1
Development Manager	1	0	0	0	1
Economic Development Advisor	0	0	1	0	1
Totals	3	0	2	0	5

Component Detail All Funds
Department of Commerce, Community, and Economic Development

Component: Economic Development (2743)
RDU: Economic Development (598)

Non-Formula Component

	FY2016 Actuals	FY2017 Conference Committee	FY2017 Authorized	FY2017 Management Plan	FY2018 Governor	FY2017 Management Plan vs FY2018 Governor	
71000 Personal Services	1,299.1	759.9	759.9	759.9	769.4	9.5	1.3%
72000 Travel	25.5	91.2	91.2	91.2	91.2	0.0	0.0%
73000 Services	413.4	720.1	720.1	720.1	720.1	0.0	0.0%
74000 Commodities	10.8	20.3	20.3	20.3	20.3	0.0	0.0%
75000 Capital Outlay	0.0	2.9	2.9	2.9	2.9	0.0	0.0%
77000 Grants, Benefits	774.1	0.0	0.0	0.0	0.0	0.0	0.0%
78000 Miscellaneous	0.0	0.0	0.0	0.0	0.0	0.0	0.0%
Totals	2,522.9	1,594.4	1,594.4	1,594.4	1,603.9	9.5	0.6%
Fund Sources:							
1002Fed Rcpts (Fed)	0.0	173.3	173.3	173.3	173.3	0.0	0.0%
1004Gen Fund (UGF)	2,144.4	774.8	774.8	774.8	783.5	8.7	1.1%
1007I/A Rcpts (Other)	83.4	71.9	71.9	71.9	72.6	0.7	1.0%
1061CIP Rcpts (Other)	0.0	109.6	109.6	109.6	109.6	0.0	0.0%
1108Stat Desig (Other)	38.8	128.4	128.4	128.4	128.4	0.0	0.0%
1200VehRntITax (DGF)	256.3	336.4	336.4	336.4	336.5	0.1	0.0%
Unrestricted General (UGF)	2,144.4	774.8	774.8	774.8	783.5	8.7	1.1%
Designated General (DGF)	256.3	336.4	336.4	336.4	336.5	0.1	0.0%
Other Funds	122.2	309.9	309.9	309.9	310.6	0.7	0.2%
Federal Funds	0.0	173.3	173.3	173.3	173.3	0.0	0.0%
Positions:							
Permanent Full Time	13	7	7	7	5	-2	-28.6%
Permanent Part Time	1	0	0	0	0	0	0.0%
Non Permanent	0	0	0	0	0	0	0.0%

Change Record Detail - Multiple Scenarios with Descriptions
Department of Commerce, Community, and Economic Development

Component: Economic Development (2743)

RDU: Economic Development (598)

Scenario/Change Record Title	Trans Type	Totals	Personal Services	Travel	Services	Commodities	Capital Outlay	Grants, Benefits	Miscellaneous	Positions		NP
										PFT	PPT	
***** Changes From FY2017 Conference Committee To FY2017 Authorized *****												
FY2017 Conference Committee												
	ConfCom	1,594.4	759.9	91.2	720.1	20.3	2.9	0.0	0.0	7	0	0
1002 Fed Rcpts		173.3										
1004 Gen Fund		774.8										
1007 I/A Rcpts		71.9										
1061 CIP Rcpts		109.6										
1108 Stat Desig		128.4										
1200 VehRntlTax		336.4										
Subtotal		1,594.4	759.9	91.2	720.1	20.3	2.9	0.0	0.0	7	0	0
***** Changes From FY2017 Management Plan To FY2018 Governor *****												
FY2018 Salary and Health Insurance Increases												
	SalAdj	1.3	1.3	0.0	0.0	0.0	0.0	0.0	0.0	0	0	0
1004 Gen Fund		1.2										
1200 VehRntlTax		0.1										
Includes: ACOA COLA, 2.25% per contract ending 6/30/2018; GGU HI increase from \$1346 to \$1389; LTC HI increase from \$1363 to \$1432.: \$1.3												
FY2018 PS Health Ins.: \$1.3												
Transfer to Investments to Reflect Accurate Position Counts												
	Trout	0.0	0.0	0.0	0.0	0.0	0.0	0.0	0.0	-2	0	0
Transfer the Director (08-124X) and the Administrative Officer II (08-9008) from the Economic Development component to the Investments component. The two results delivery units are managed together as one division. These positions are split between the two components, but have historically been primarily funded by the loan receipts from the revolving loan fund in the Investments component.												
FY2018 Alaska Care & PSEA Health Insurance Increase												
	SalAdj	8.2	8.2	0.0	0.0	0.0	0.0	0.0	0.0	0	0	0
1004 Gen Fund		7.5										
1007 I/A Rcpts		0.7										
Alaska Care rate increase from \$1346 to \$1555 per month for APEA members. \$0.6												
Alaska Care rate increase from \$1346 to \$1555 per month for exempt and partially exempt employees. \$7.6												
Totals		1,603.9	769.4	91.2	720.1	20.3	2.9	0.0	0.0	5	0	0

Personal Services Expenditure Detail
Department of Commerce, Community, and Economic Development

Scenario: FY2018 Governor (13956)
Component: Economic Development (2743)
RDU: Economic Development (598)

PCN	Job Class Title	Time Status	Retire Code	Barg Unit	Location	Salary Sched	Range / Step	Comp Months	Split / Count	Annual Salaries	COLA	Premium Pay	Annual Benefits	Total Costs	UGF Amount
08-0505	Business Development Officer	FT	A	XE	Anchorage	N00	23F	10.0	**	83,050	0	0	44,021	127,071	121,988
08-124X	Division Director	FT	A	XE	Juneau	N05	27B	3.0	*	28,114	0	0	14,302	42,416	42,416
08-1274	Economic Development Advisor	FT	A	XE	Juneau	N05	21A / B	12.0		79,992	0	0	46,091	126,083	107,171
08-2205	Dev Spec II, Option A	FT	A	GP	Juneau	99	20N	12.0		101,152	0	0	51,448	152,600	122,080
08-5099	Dev Spec II, Option B	FT	A	GP	Anchorage	200	20A / B	12.0		67,860	0	0	40,049	107,909	107,909
08-9008	Administrative Officer II	FT	A	SS	Juneau	205	19A	3.0	*	16,812	0	0	10,468	27,280	27,280
08-9051	Administrative Assistant II	FT	A	GP	Juneau	205	14A	5.0	*	19,283	0	0	13,608	32,891	32,891
08-9068	Office Assistant II	FT	A	GP	Anchorage	200	10C	2.0	*	6,030	0	0	4,867	10,897	10,897
08-T007	Development Manager	FT	A	XE	Anchorage	N00	24D	12.0		99,660	0	0	52,825	152,485	140,286

	Total Positions	New	Deleted	Total Salary Costs:
Full Time Positions:	5	0	0	501,953
Part Time Positions:	0	0	0	Total COLA: 0
Non Permanent Positions:	0	0	0	Total Premium Pay: 0
Positions in Component:	5	0	0	Total Benefits: 277,679
Total Component Months: 71.0				Total Pre-Vacancy: 779,632
				Minus Vacancy Adjustment of 1.31%: (10,232)
				Total Post-Vacancy: 769,400
				Plus Lump Sum Premium Pay: 0
				Personal Services Line 100: 769,400

PCN Funding Sources:	Pre-Vacancy	Post-Vacancy	Percent
1004 General Fund Receipts	712,918	703,561	91.44%
1007 Interagency Receipts	36,194	35,719	4.64%
1200 Vehicle Rental Tax Receipts	30,520	30,119	3.91%
Total PCN Funding:	779,632	769,400	100.00%

Note: If a position is split, an asterisk (*) will appear in the Split/Count column. If the split position is also counted in the component, two asterisks (**) will appear in this column. [No valid job title] appearing in the Job Class Title indicates that the PCN has an invalid class code or invalid range for the class code effective date of this scenario.

Line Item Detail (1676)
Department of Commerce, Community, and Economic Development
Travel

Component: Economic Development (2743)

Line Number	Line Name		FY2016 Actuals	FY2017 Management Plan	FY2018 Governor
2000	Travel		25.5	91.2	91.2
Object Class	Servicing Agency	Explanation	FY2016 Actuals	FY2017 Management Plan	FY2018 Governor
2000 Travel Detail Totals			25.5	91.2	91.2
2000	In-State Employee Travel	In-State Transportation - Transportation costs for travel relating to administration, conventions and meetings, boards and commissions.	17.6	60.3	60.3
2002	Out of State Employee Travel	Out-of-State Transportation - Transportation costs for travel relating to administration, conventions and meetings, boards and commissions.	7.9	30.9	30.9

Line Item Detail (1676)
Department of Commerce, Community, and Economic Development
Services

Component: Economic Development (2743)

Line Number	Line Name		FY2016 Actuals	FY2017 Management Plan	FY2018 Governor
3000	Services		413.4	720.1	720.1
Object Class	Servicing Agency	Explanation	FY2016 Actuals	FY2017 Management Plan	FY2018 Governor
3000 Services Detail Totals			413.4	720.1	720.1
3000	Education Services	Training, educational conferences, agency memberships, tuition, books and fees for work-related courses.	20.4	50.0	50.0
3003	Information Technology	Information Technology - Training, consulting, equipment and software leases, licensing and maintenance.	4.6	7.0	7.0
3004	Telecommunications	Local, long distance, and cellular telephone charges, television, data/network, telecommunication equipment, and other wireless charges from outside vendors.	7.6	10.0	10.0
3006	Delivery Services	Freight, courier services, and postage.	4.2	20.0	20.0
3007	Advertising and Promotions	Advertising, promotions and legal notices.	7.1	12.0	12.0
3008	Utilities	Electricity, heating fuel, water, sewage and disposal services.	0.1	0.1	0.1
3009	Structure/Infrastructure/Land	Structure, infrastructure and land repairs, maintenance, rentals and leases.	0.3	25.0	25.0
3010	Equipment/Machinery	Machinery, furniture and equipment purchase, repairs, maintenance, rentals, and leases.	1.1	1.1	1.1
3011	Other Services	Other services, including printer/copy machine services, contracting services, marketing collateral materials, and State Travel Office	77.6	284.5	284.5

Line Item Detail (1676)
Department of Commerce, Community, and Economic Development
Services

Component: Economic Development (2743)

Object Class	Servicing Agency	Explanation	FY2016 Actuals	FY2017 Management Plan	FY2018 Governor
3000 Services Detail Totals			413.4	720.1	720.1
		fees.			
3017	Inter-Agency Information Technology Non-Telecommunications	Admin - Department-wide Enterprise Technology Services - Computer services (EPR).	9.7	9.7	9.7
3018	Inter-Agency Information Technology Telecommunications	Admin - Department-wide Information Technology services for telecommunications (e.g. video conference, internet access, messaging, virtual private network).	20.9	20.9	20.9
3018	Inter-Agency Information Technology Telecommunications	Legis - Department-wide Information Technology services for telecommunications (e.g. video conference, internet access, messaging, virtual private network).	0.1	0.1	0.1
3021	Inter-Agency Mail	Admin - Department-wide Division of General Services - Pro-rated share of expenses relating to central mailroom support and services.	2.1	2.1	2.1
3022	Inter-Agency Human Resources	Admin - Department-wide Division of Personnel and Labor Relations - Human resource and personnel services.	8.9	8.9	8.9
3023	Inter-Agency Building Leases	Admin - Department-wide Linny Pacillo Parking Garage lease.	3.8	3.8	3.8
3023	Inter-Agency Building Leases	Admin - Department-wide Juneau Vintage Park building lease. The division will move into the State Office Building during FY2017.	67.8	67.8	0.0
3024	Inter-Agency Legal	Law - Department-wide Regulations review and legal services.	3.3	3.3	3.3
3026	Inter-Agency Insurance	Admin - Department-wide Division of Risk Management - Risk management insurance charges for leased buildings, repossessed properties, public official bonds, and overhead.	0.2	0.2	0.2
3027	Inter-Agency Financial	Admin - Department-wide Division of Finance - Computer services for State accounting (IRIS), payroll (AKPAY), and reporting (ALDER) systems.	1.1	1.1	1.1

Line Item Detail (1676)

**Department of Commerce, Community, and Economic Development
Services**

Component: Economic Development (2743)

Object Class		Servicing Agency	Explanation	FY2016 Actuals	FY2017 Management Plan	FY2018 Governor
3000 Services Detail Totals				413.4	720.1	720.1
3037	State Equipment Fleet	Trans - Department-wide	State equipment fleet services.	0.2	0.2	0.2
3038	Inter-Agency Management/Consulting	Admin - Department-wide	Division of Motor Vehicles - Visitor center assistance in Tok.	0.0	20.0	20.0
3038	Inter-Agency Management/Consulting	Commerce - Administrative Services (1028)	Administrative Services and Commissioner's Office support.	150.2	150.2	150.2
3038	Inter-Agency Management/Consulting	Commerce - DCCED State Facilities Rent (2472)	State-owned facility space rent. The division will move into the State Office Building during FY2017.	22.1	22.1	89.9

Line Item Detail (1676)

**Department of Commerce, Community, and Economic Development
Commodities**

Component: Economic Development (2743)

Line Number	Line Name		FY2016 Actuals	FY2017 Management Plan	FY2018 Governor
4000	Commodities		10.8	20.3	20.3
Object Class	Servicing Agency	Explanation	FY2016 Actuals	FY2017 Management Plan	FY2018 Governor
4000 Commodities Detail Totals			10.8	20.3	20.3
4000	Business	Supplies for office, library, training, and instructional needs, including small equipment, tools and subscriptions.	10.5	20.3	20.3
4002	Household/Institutional	Cleaning, food and other household supplies.	0.3	0.0	0.0

Line Item Detail (1676)

**Department of Commerce, Community, and Economic Development
Capital Outlay**

Component: Economic Development (2743)

Line Number	Line Name		FY2016 Actuals	FY2017 Management Plan	FY2018 Governor
5000	Capital Outlay		0.0	2.9	2.9
Object Class	Servicing Agency	Explanation	FY2016 Actuals	FY2017 Management Plan	FY2018 Governor
5000 Capital Outlay Detail Totals			0.0	2.9	2.9
5004	Equipment	Equipment and furniture.	0.0	2.9	2.9

Line Item Detail (1676)

**Department of Commerce, Community, and Economic Development
Grants, Benefits**

Component: Economic Development (2743)

Line Number	Line Name		FY2016 Actuals	FY2017 Management Plan	FY2018 Governor
7000	Grants, Benefits		774.1	0.0	0.0
Object Class	Servicing Agency	Explanation	FY2016 Actuals	FY2017 Management Plan	FY2018 Governor
		7000 Grants, Benefits Detail Totals	774.1	0.0	0.0
7001	Grants	Alaska Regional Development Organization (ARDOR) grant funding. This program was not funded in FY2017.	774.1	0.0	0.0

Revenue Detail (1681)

Department of Commerce, Community, and Economic Development

Component: Economic Development (2743)

Revenue Type (OMB Fund Code) Revenue Source	Component	Comment	FY2016 Actuals	FY2017 Management Plan	FY2018 Governor
5002 Fed Rcpts (1002 Fed Rcpts)			0.0	173.3	173.3
5019 Federal - Miscellaneous Grants		Federal - Misc grants.	0.0	173.3	173.3
5007 I/A Rcpts (1007 I/A Rcpts)			83.4	71.9	72.6
5301 Inter-Agency Receipts		Inter-agency Receipts - Alaska Energy Authority - Economic Indicator Reports.	17.5	71.9	72.6
5301 Inter-Agency Receipts	Admin - Department-wide	Inter-agency Receipts - Division of Motor Vehicles - Tok office services.	65.9	0.0	0.0
5061 CIP Rcpts (1061 CIP Rcpts)			0.0	109.6	109.6
5351 Capital Improvement Project Inter-Agency		Capital Improvement Project Receipts.	0.0	109.6	109.6
5108 Stat Desig (1108 Stat Desig)			38.8	128.4	128.4
5201 Statutory Dsgntd Prgrm Rcpts Pblc Prctn - Permits and Fees		SDPR - Permits and fees.	38.8	128.4	128.4
6200 VehRntlTax (1200 VehRntlTax)			256.3	336.4	336.5
6248 Vehicle Rental Tax Receipts		Vehicle Rental Tax Receipts.	256.3	336.4	336.5

Inter-Agency Services (1682)

Department of Commerce, Community, and Economic Development

Component: Economic Development (2743)

				FY2016 Actuals	FY2017 Management Plan	FY2018 Governor
Component Totals				290.4	310.4	310.4
With Department of Administration				114.5	134.5	66.7
With Legislature				0.1	0.1	0.1
With Department of Law				3.3	3.3	3.3
With Department of Transportation/Public Facilities				0.2	0.2	0.2
With Department of Commerce, Community, and Economic Development				172.3	172.3	240.1
Object Class	Servicing Agency	Explanation				
			FY2016 Actuals	FY2017 Management Plan	FY2018 Governor	
3017	Inter-Agency Information Technology Non-Telecommunications	Admin - Department-wide	Enterprise Technology Services - Computer services (EPR).	9.7	9.7	9.7
3018	Inter-Agency Information Technology Telecommunications	Admin - Department-wide	Information Technology services for telecommunications (e.g. video conference, internet access, messaging, virtual private network).	20.9	20.9	20.9
3018	Inter-Agency Information Technology Telecommunications	Legis - Department-wide	Information Technology services for telecommunications (e.g. video conference, internet access, messaging, virtual private network).	0.1	0.1	0.1
3021	Inter-Agency Mail	Admin - Department-wide	Division of General Services - Pro-rated share of expenses relating to central mailroom support and services.	2.1	2.1	2.1
3022	Inter-Agency Human Resources	Admin - Department-wide	Division of Personnel and Labor Relations - Human resource and personnel services.	8.9	8.9	8.9
3023	Inter-Agency Building Leases	Admin - Department-wide	Linn Pacillo Parking Garage lease.	3.8	3.8	3.8
3023	Inter-Agency Building Leases	Admin - Department-wide	Juneau Vintage Park building lease. The division will move into the State Office Building during FY2017.	67.8	67.8	0.0
3024	Inter-Agency Legal	Law - Department-wide	Regulations review and legal services.	3.3	3.3	3.3
FY2018 Governor			Released December 15, 2016			
Department of Commerce, Community, and Economic Development			Page 18			

Inter-Agency Services (1682)

Department of Commerce, Community, and Economic Development

Component: Economic Development (2743)

Object Class	Servicing Agency	Explanation	FY2016 Actuals	FY2017 Management Plan	FY2018 Governor
3026 Inter-Agency Insurance	Admin - Department-wide	Division of Risk Management - Risk management insurance charges for leased buildings, repossessed properties, public official bonds, and overhead.	0.2	0.2	0.2
3027 Inter-Agency Financial	Admin - Department-wide	Division of Finance - Computer services for State accounting (IRIS), payroll (AKPAY), and reporting (ALDER) systems.	1.1	1.1	1.1
3037 State Equipment Fleet	Trans - Department-wide	State equipment fleet services.	0.2	0.2	0.2
3038 Inter-Agency Management/Consulting	Admin - Department-wide	Division of Motor Vehicles - Visitor center assistance in Tok.	0.0	20.0	20.0
3038 Inter-Agency Management/Consulting	Commerce - Administrative Services (1028)	Administrative Services and Commissioner's Office support.	150.2	150.2	150.2
3038 Inter-Agency Management/Consulting	Commerce - DCCED State Facilities Rent (2472)	State-owned facility space rent. The division will move into the State Office Building during FY2017.	22.1	22.1	89.9