

**State of Alaska
FY2018 Governor's Operating Budget**

**Department of Commerce, Community, and Economic
Development
Investments
RDU/Component Budget Summary**

RDU/Component: Investments

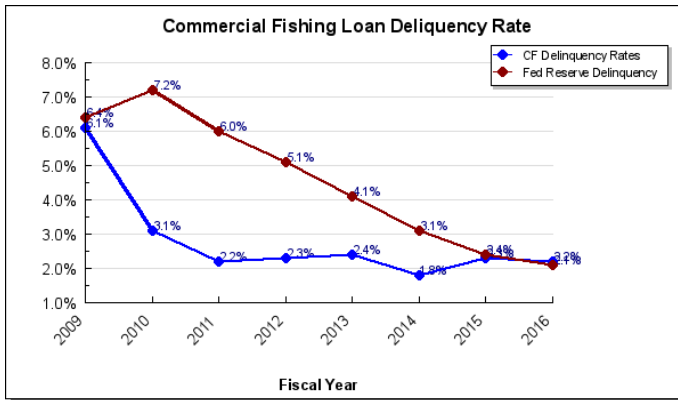
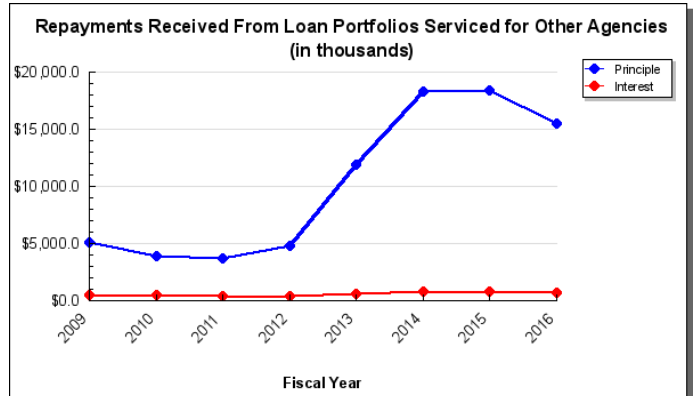
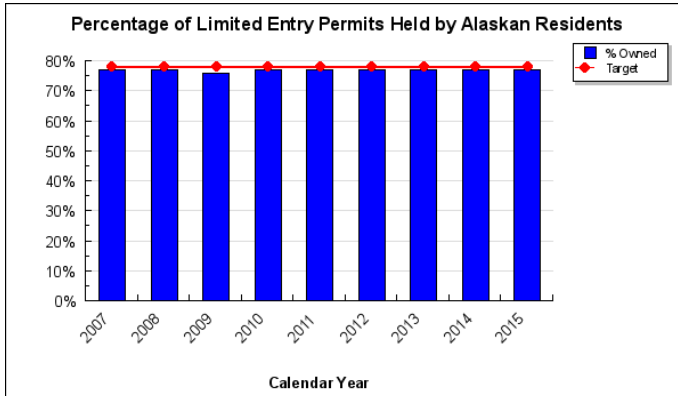
(There is only one component in this RDU. To reduce duplicate information, we did not print a separate RDU section.)

Contribution to Department's Mission

Promote economic development opportunities.

Results

(Additional performance information is available on the web at <https://omb.alaska.gov/results>.)



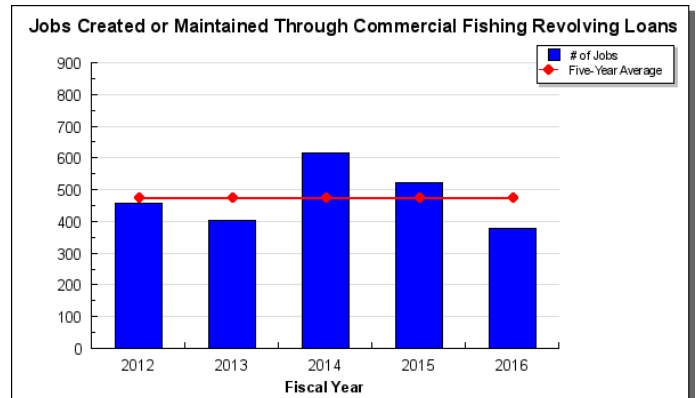
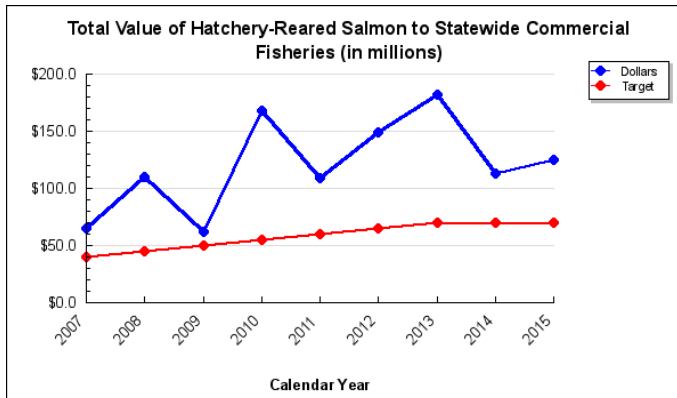
Core Services

- Business Financing
- Inter-Agency Services
- Financial Management

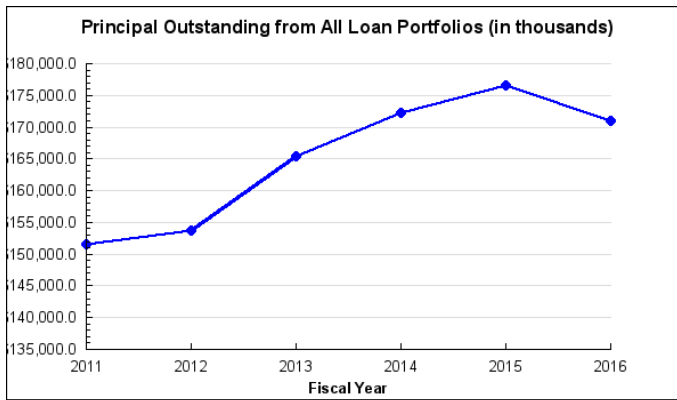
Measures by Core Service

(Additional performance information is available on the web at <https://omb.alaska.gov/results>.)

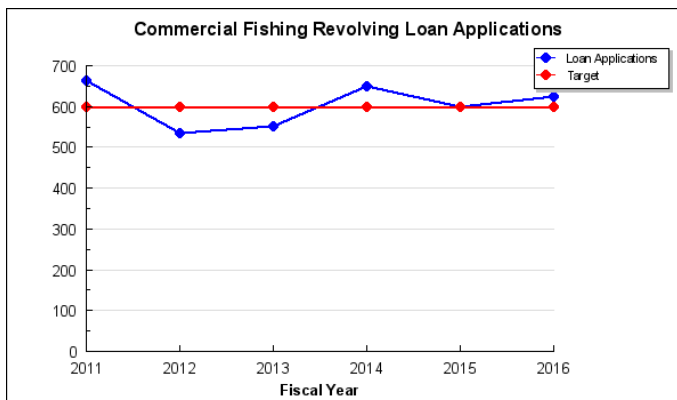
1. Business Financing



2. Inter-Agency Services



3. Financial Management



Major Component Accomplishments in 2016

Financing and Loan Programs

- Provide risk capital to stimulate business development and a stronger entrepreneurial ecosystem through direct state loan origination and servicing under 26 active programs. In FY2016, the division made 270 loans and pre-qualifications totaling \$31.5 million with a delinquency rate that is a third of the lending standards per Federal Reserve reports on national delinquency rates. The FY2016 loan portfolios were as follows at June 30:

- Alaska Capstone Avionics Revolving Loan Fund – Five loans outstanding totaling \$198.7 and average loan amounts of \$39.7.
- Alaska Microloan Revolving Loan Fund – Nine loans totaling \$183.9 with an average loan amount of \$20.4.
- Commercial Fishing Revolving Loan Fund – 1,728 loans were outstanding with principal totaling \$98,212.7. The average loan ending FY2016 was \$55.1 and the year ended delinquency rate was 2.2%. New loans were down in FY2016 but extensions were up. Saved or created 377 jobs as a result of commercial fishing loan activity in FY2016.
- Fisheries Enhancement Revolving Loan Fund – 132 loans with \$56,620.1 in outstanding principal balance for an average loan of \$451.7.
- Rural Development Initiative Fund – 48 loans totaling \$5,130.1 in principal outstanding for an average loan of \$106.9.
- Small Business Economic Development Program – 54 loans with \$6,514.0 in outstanding principal balance for an average loan of \$120.6.
- Mariculture Revolving Loan Fund – Five loans with outstanding principal balance of \$486.9. The average loan is \$93.8.
- Loan assumptions and extensions created and saved 407 jobs in FY2016.
- Provided loan servicing in four portfolios for the Alaska Industrial Development and Export Authority and the Division of Community and Regional Affairs and the Bulk Fuel Loan Program for the Division of Community and Regional Affairs.
- Salmon Enhancement Tax (SET) Distribution Program – Collected \$6.7 million in enhancement tax across seven qualified regional aquaculture associations.
- Continued extensive outreach efforts with Central, Southcentral, Cook Inlet, Kodiak, Prince William Sound and Southeast Alaska regions to present information on loan programs and meet with interested parties. Outreach in areas that have experienced economic difficulties resulted in loans to commercial fishing harvesters, restaurants, tenders, lodges, and aircraft and boat charters.
- Volunteer Tax and Loan program (VTLP) – During the 2015 tax season, VTLP teams visited a total of 70 rural communities to provide tax preparation and loan application services. VTLP volunteers prepared about 5,800 tax returns and assisted 10,500 taxpayers, including 450 commercial fishermen in the preparation of current year tax returns. These efforts generated \$7.5 million in tax refunds for Alaskans. Ninety volunteers contributed 5,250 hours of service.
- The University of Alaska Center for Economic Development conducted an economic impact analysis report for the Division and concluded that DED loan programs generated 2,411 jobs, \$122.1 million in labor income, \$206.7 million in value added for a total of \$355.4 million in total output economic benefit to the state of Alaska economy, not including the full value of commercial fish hatched, released and caught between 1995 and 2015.

Key Component Challenges

The Division of Economic Development (DED) continues to promote economic development and job creation through the effective management and promotion of statutorily established revolving loan programs. Future challenges will be centered on fully utilizing loan funds such as mariculture, alternative energy, and charter boat, which were created to service particularly challenging industries within statutory constraints imposed at their creation. DED will continue to increase the outreach efforts to increase economic activity and employment opportunities in rural areas of the state.

Both the Commercial Fisheries Revolving Loan Fund (CFRLF) and the Fisheries Enhancement Revolving Loan Fund (FERLF) play an extremely important role in the fishing industry. Loans that help Alaskan harvesters purchase limited entry permits, vessels and gear continue to be a major focus of the CFRLF program, with Product Quality Improvement and Community Quota Entity loans also emphasized. Commercial fisheries in the State of Alaska continue to be challenging and this is felt by the fishing fleet through inconsistent fish returns and volatile prices. The summer of 2016 was especially challenging for some fish returns and already the Division is seeing an increase in loan modifications to accommodate fishermen and hatcheries in their operations. Since many in the fishing fleet rely on DED loans to purchase permits, boats, gear, and do upgrades, DED must be diligent in adjusting our loan portfolio with extensions, modifications and assumptions in order to help the fleet weather the inconsistent economics of Alaska's fisheries. An additional challenge for the Division is disposing of foreclosed assets. Many of these assets are remote, isolated, and of a singular use. This makes the assets difficult to market and statute requires the sale of assets "as is", and to the maintenance and benefit of the loan funds.

Significant Changes in Results to be Delivered in FY2018

No significant changes.

Statutory and Regulatory Authority

- AS 16.10.300 -.370 Commercial Fishing Loan Act
- AS 16.10.500 -.560 Fisheries Enhancement Loan Program
- AS 26.15.010 -.170 Veterans' Loans
- AS 27.09.010 -.060 Mining Loan Fund
- AS 44.29.210 -.230 Alcoholism and Drug Abuse Revolving Loan Fund
- AS 44.33.010 -.118 Department of Commerce, Community, and Economic Development
- AS 44.33.020 & AS 44.33.740 - Rural Development
- AS 44.33.020 - Department of Commerce, Community and Economic Development
- AS 44.33.240 -.275 Child Care Facility Revolving Loan Fund
- AS 44.33.650 - 690 Alaska Capstone Avionics Revolving Loan Fund
- AS 44.88.400 -.430 Small Business Economic Development Revolving Loan Fund
- AS 44.88.600 -.900 Rural Development Initiative Fund
- AS 45.81.100 -.190 Tourism Revolving Loan Fund
- AS 45.81.200 -.290 Small Business Loans
- AS 45.88.010 -.050 Alternative Energy Revolving Loan Fund
- AS 45.88.100 -.190 Residential Energy Conservation Fund
- AS 45.98.010 -.070 Historical District Revolving Loan Fund
- 3 AAC 170.010 -.900 Rural Development Initiative Fund
- 3 AAC 41.010 -.900 Veteran's Loan Assumptions
- 3 AAC 75.010 - 900 Capstone Avionics Revolving Loan Fund
- 3 AAC 77.010 -.900 Repossessed Property
- 3 AAC 78.010 -.900 Alternative Energy Loan Act
- 3 AAC 79.010 -.900 Residential Energy Conservation Loans
- 3 AAC 80.010 -.900 Commercial Fishing Loans
- 3 AAC 82.010 -.900 Child Care Facility Loan Fund
- 3 AAC 83.010 -.900 Historical District Loans
- 3 AAC 84.010 -.900 Tourist Industry Loan Assumptions Alaska (Repealed)
- 3 AAC 86.010 -.900 Small Business Loan Assumptions
- 3 AAC 87.010 -.900 Mining Loans
- 3 AAC 89.010 -.900 Fisheries Enhancement Tax Appropriations
- 3 AAC 99.800 -.820 Small Business Economic Development Loan Program

Contact Information

Contact: Britteny Cioni-Haywood, Division Director
Phone: (907) 465-2625
Fax: (907) 465-2690
E-mail: britteny.cioni-haywood@alaska.gov

Investments Personal Services Information				
Authorized Positions			Personal Services Costs	
	FY2017 Management Plan	FY2018 Governor		
Full-time	37	38	Annual Salaries	2,327,629
Part-time	0	0	Premium Pay	0
Nonpermanent	0	0	Annual Benefits	1,440,002
			<i>Less 2.06% Vacancy Factor</i>	<i>(77,431)</i>
			Lump Sum Premium Pay	0
Totals	37	38	Total Personal Services	3,690,200

Position Classification Summary					
Job Class Title	Anchorage	Fairbanks	Juneau	Others	Total
Accountant III	0	0	1	0	1
Accountant IV	0	0	1	0	1
Accounting Tech I	0	0	2	0	2
Accounting Tech II	0	0	3	0	3
Accounting Tech III	0	0	3	0	3
Administrative Assistant II	0	0	2	0	2
Administrative Officer II	0	0	1	0	1
Division Director	0	0	1	0	1
Division Operations Manager	0	0	1	0	1
Loan Closer/Processor I	0	0	2	0	2
Loan Closer/Processor II	0	0	3	0	3
Loan Closer/Processor III	0	0	1	0	1
Loan/Collection Manager	0	0	1	0	1
Loan/Collection Off I	0	0	1	0	1
Loan/Collection Off II	2	0	6	0	8
Loan/Collection Officer III	1	0	2	0	3
Office Assistant I	0	0	1	0	1
Office Assistant II	1	0	1	0	2
Office Assistant III	0	0	1	0	1
Totals	4	0	34	0	38

Component Detail All Funds
Department of Commerce, Community, and Economic Development

Component: Investments (383)
RDU: Investments (122)

Non-Formula Component

	FY2016 Actuals	FY2017 Conference Committee	FY2017 Authorized	FY2017 Management Plan	FY2018 Governor	FY2017 Management Plan vs FY2018 Governor	
71000 Personal Services	3,358.9	3,654.5	3,654.5	3,654.5	3,690.2	35.7	1.0%
72000 Travel	26.9	83.6	83.6	83.6	83.6	0.0	0.0%
73000 Services	1,008.2	1,473.2	1,473.2	1,473.2	1,473.2	0.0	0.0%
74000 Commodities	48.4	51.5	51.5	51.5	51.5	0.0	0.0%
75000 Capital Outlay	0.0	14.3	14.3	14.3	14.3	0.0	0.0%
77000 Grants, Benefits	0.0	0.0	0.0	0.0	0.0	0.0	0.0%
78000 Miscellaneous	0.0	0.0	0.0	0.0	0.0	0.0	0.0%
Totals	4,442.4	5,277.1	5,277.1	5,277.1	5,312.8	35.7	0.7%
Fund Sources:							
10071/A Rcpts (Other)	0.0	29.6	29.6	29.6	29.6	0.0	0.0%
1036Cm Fish Ln (DGF)	4,009.1	4,255.6	4,255.6	4,255.6	4,287.0	31.4	0.7%
1070Fish En Ln (DGF)	407.3	604.8	604.8	604.8	608.1	3.3	0.5%
1074Bulk Fuel (DGF)	14.3	55.3	55.3	55.3	55.3	0.0	0.0%
1164RDIF (DGF)	4.3	57.2	57.2	57.2	57.7	0.5	0.9%
1170SmBusEDRLF (DGF)	7.4	54.9	54.9	54.9	55.4	0.5	0.9%
1209Capstone (DGF)	0.0	133.6	133.6	133.6	133.6	0.0	0.0%
1223CharterRLF (DGF)	0.0	19.2	19.2	19.2	19.2	0.0	0.0%
1224MariculRLF (DGF)	0.0	19.2	19.2	19.2	19.2	0.0	0.0%
1225CQuota RLF (DGF)	0.0	38.3	38.3	38.3	38.3	0.0	0.0%
1227MicroRLF (DGF)	0.0	9.4	9.4	9.4	9.4	0.0	0.0%
Unrestricted General (UGF)	0.0	0.0	0.0	0.0	0.0	0.0	0.0%
Designated General (DGF)	4,442.4	5,247.5	5,247.5	5,247.5	5,283.2	35.7	0.7%
Other Funds	0.0	29.6	29.6	29.6	29.6	0.0	0.0%
Federal Funds	0.0	0.0	0.0	0.0	0.0	0.0	0.0%
Positions:							
Permanent Full Time	37	37	37	37	38	1	2.7%
Permanent Part Time	0	0	0	0	0	0	0.0%
Non Permanent	0	0	0	0	0	0	0.0%

Change Record Detail - Multiple Scenarios with Descriptions
Department of Commerce, Community, and Economic Development

Component: Investments (383)

RDU: Investments (122)

Scenario/Change Record Title	Trans Type	Totals	Personal Services	Travel	Services	Commodities	Capital Outlay	Grants, Benefits	Miscellaneous	Positions		NP
										PFT	PPT	
***** Changes From FY2017 Conference Committee To FY2017 Authorized *****												
FY2017 Conference Committee												
	ConfCom	5,277.1	3,654.5	83.6	1,473.2	51.5	14.3	0.0	0.0	37	0	0
1007 I/A Rcpts		29.6										
1036 Cm Fish Ln		4,255.6										
1070 Fish En Ln		604.8										
1074 Bulk Fuel		55.3										
1164 RDIF		57.2										
1170		54.9										
SmBusEDRLF												
1209 Capstone		133.6										
1223 CharterRLF		19.2										
1224 MariculRLF		19.2										
1225 CQuota RLF		38.3										
1227 MicroRLF		9.4										
Subtotal		5,277.1	3,654.5	83.6	1,473.2	51.5	14.3	0.0	0.0	37	0	0
***** Changes From FY2017 Management Plan To FY2018 Governor *****												
FY2018 Salary and Health Insurance Increases												
	SalAdj	14.6	14.6	0.0	0.0	0.0	0.0	0.0	0.0	0	0	0
1036 Cm Fish Ln		12.8										
1070 Fish En Ln		1.4										
1164 RDIF		0.2										
1170		0.2										
SmBusEDRLF												
Includes: ACOA COLA, 2.25% per contract ending 6/30/2018; GGU HI increase from \$1346 to \$1389; LTC HI increase from \$1363 to \$1432.: \$14.6												
FY2018 PS Health Ins.: \$14.6												
Transfer from Economic Development to Reflect Accurate Position Counts												
	Trin	0.0	0.0	0.0	0.0	0.0	0.0	0.0	0.0	2	0	0
Transfer the Director (08-124X) and the Administrative Officer II (08-9008) from the Economic Development component to the Investments component. The two results delivery units are managed together as one division. These positions are split between the two components, but have historically been primarily funded by the loan receipts from the revolving loan fund in the Investments component.												
Delete Vacant Accounting Technician I (08-9010)												
	PosAdj	0.0	0.0	0.0	0.0	0.0	0.0	0.0	0.0	-1	0	0

Change Record Detail - Multiple Scenarios with Descriptions
Department of Commerce, Community, and Economic Development

Component: Investments (383)
RDU: Investments (122)

Scenario/Change Record Title	Trans Type	Totals	Personal Services	Travel	Services	Commodities	Capital Outlay	Grants, Benefits	Miscellaneous	Positions		NP
										PFT	PPT	
Delete the vacant Accounting Technician I (08-9010), which has been vacant since December 2015. The division has reassigned these duties and no longer requires this position.												
Supervisory Unit 15 Hour Furlough Contract Terms												
	SalAdj	-2.7	-2.7	0.0	0.0	0.0	0.0	0.0	0.0	0	0	0
1036 Cm Fish Ln		-2.4										
1070 Fish En Ln		-0.3										
Alaska Public Employees Association, supervisory unit, 15 hours of furlough required for each permanent full-time employee in each year from July 1, 2016 to June 30, 2018.												
FY2018 Alaska Care & PSEA Health Insurance Increase												
	SalAdj	23.8	23.8	0.0	0.0	0.0	0.0	0.0	0.0	0	0	0
1036 Cm Fish Ln		21.0										
1070 Fish En Ln		2.2										
1164 RDIF		0.3										
1170		0.3										
SmBusEDRLF												
Alaska Care rate increase from \$1346 to \$1555 per month for APEA members. \$21.5												
Alaska Care rate increase from \$1346 to \$1555 per month for exempt and partially exempt employees. \$2.3												
Totals		5,312.8	3,690.2	83.6	1,473.2	51.5	14.3	0.0	0.0	38	0	0

Personal Services Expenditure Detail
Department of Commerce, Community, and Economic Development

Scenario: FY2018 Governor (13956)
Component: Investments (383)
RDU: Investments (122)

PCN	Job Class Title	Time Status	Retire Code	Barg Unit	Location	Salary Sched	Range / Step	Comp Months	Split / Count	Annual Salaries	COLA	Premium Pay	Annual Benefits	Total Costs	UGF Amount
08-0505	Business Development Officer	FT	A	XE	Anchorage	N00	23F	2.0	*	16,610	0	0	8,804	25,414	0
08-124X	Division Director	FT	A	XE	Juneau	N05	27B	9.0	**	84,341	0	0	42,905	127,246	0
08-1268	Loan/Collection Off II	FT	A	GP	Anchorage	200	18F / G	12.0		68,243	0	0	40,180	108,423	0
08-9008	Administrative Officer II	FT	A	SS	Juneau	205	19A	9.0	**	50,436	0	0	31,404	81,840	0
08-9010	Accounting Tech I	FT	A	GP	Juneau	205	12A / B	12.0		0	0	0	0	0	0
08-9012	Loan Closer/Processor II	FT	A	GP	Juneau	205	12B	12.0		41,256	0	0	30,940	72,196	0
08-9015	Accounting Tech II	FT	A	GP	Juneau	205	14C	12.0		48,636	0	0	33,467	82,103	0
08-9019	Accounting Tech II	FT	A	GP	Juneau	205	14B / C	12.0		47,448	0	0	33,060	80,508	0
08-9021	Loan Closer/Processor II	FT	A	GP	Juneau	205	12E / F	12.0		46,085	0	0	32,593	78,678	0
08-9025	Loan/Collection Off II	FT	A	GP	Juneau	205	18K / L	12.0		80,419	0	0	44,349	124,768	0
08-9026	Accounting Tech I	FT	A	GP	Juneau	205	12B / C	12.0		42,291	0	0	31,294	73,585	0
08-9028	Accounting Tech II	FT	A	GP	Juneau	99	14L	12.0		62,458	0	0	38,199	100,657	0
08-9036	Accounting Tech III	FT	A	GP	Juneau	205	16D / E	12.0		58,862	0	0	36,968	95,830	0
08-9038	Loan/Collection Off II	FT	A	GP	Juneau	205	18E	12.0		68,892	0	0	40,402	109,294	0
08-9039	Accountant III	FT	A	GP	Juneau	205	18J / K	12.0		78,408	0	0	43,661	122,069	0
08-9041	Loan/Collection Off II	FT	A	GP	Juneau	205	18B / C	12.0		62,698	0	0	38,282	100,980	0
08-9047	Accounting Tech I	FT	A	GP	Juneau	205	12C / D	12.0		43,127	0	0	31,580	74,707	0
08-9048	Accountant IV	FT	A	SS	Juneau	205	20E / F	12.0		85,068	0	0	47,973	133,041	0
08-9049	Accounting Tech III	FT	A	SS	Juneau	605	16B / C	12.0		56,982	0	0	38,356	95,338	0
08-9050	Division Operations Manager	FT	A	SS	Juneau	205	24F	12.0		111,216	0	0	56,926	168,142	0
08-9051	Administrative Assistant II	FT	A	GP	Juneau	205	14A / B	7.0	**	26,996	0	0	19,051	46,047	0
08-9052	Office Assistant II	FT	A	GP	Juneau	205	10B / C	12.0		37,143	0	0	29,532	66,675	0
08-9055	Loan Closer/Processor II	FT	A	GP	Juneau	205	12C / D	12.0		43,236	0	0	31,618	74,854	0
08-9057	Office Assistant I	FT	A	GP	Juneau	205	8B / C	12.0		33,043	0	0	28,128	61,171	0
08-9058	Loan/Collection Off II	FT	A	GP	Juneau	99	18K / L	12.0		80,698	0	0	44,445	125,143	0
08-9059	Loan/Collection Off II	FT	A	GP	Juneau	205	18A / B	12.0		61,272	0	0	37,793	99,065	0
08-9060	Loan Closer/Processor III	FT	A	SS	Juneau	605	14C / D	12.0		51,300	0	0	36,411	87,711	0
08-9061	Loan/Collection Officer III	FT	A	SS	Juneau	99	20L	12.0		94,536	0	0	51,215	145,751	0
08-9062	Loan/Collection Manager	FT	A	SS	Juneau	99	22L	12.0		107,979	0	0	55,818	163,797	0
08-9065	Administrative Assistant II	FT	A	GP	Juneau	205	14K	12.0		60,192	0	0	37,424	97,616	0
08-9068	Office Assistant II	FT	A	GP	Anchorage	200	10C	10.0	**	30,150	0	0	24,335	54,485	0
08-9069	Loan/Collection Officer III	FT	A	SS	Anchorage	200	20E / F	12.0		80,891	0	0	46,543	127,434	0
08-9071	Loan Closer/Processor I	FT	A	GP	Juneau	205	10B / C	12.0		36,937	0	0	29,461	66,398	0
08-9074	Loan/Collection Officer III	FT	A	SS	Juneau	99	20L	12.0		94,536	0	0	51,215	145,751	0
08-9075	Office Assistant III	FT	A	GP	Juneau	205	11G / J	12.0		46,446	0	0	32,717	79,163	0
08-9076	Accounting Tech III	FT	A	GP	Juneau	99	16L	12.0		71,949	0	0	41,449	113,398	0
08-9078	Loan Closer/Processor I	FT	A	GP	Juneau	205	10B / C	12.0		36,679	0	0	29,373	66,052	0

Note: If a position is split, an asterisk (*) will appear in the Split/Count column. If the split position is also counted in the component, two asterisks (**) will appear in this column. [No valid job title] appearing in the Job Class Title indicates that the PCN has an invalid class code or invalid range for the class code effective date of this scenario.

Personal Services Expenditure Detail
Department of Commerce, Community, and Economic Development

Scenario: FY2018 Governor (13956)
Component: Investments (383)
RDU: Investments (122)

PCN	Job Class Title	Time Status	Retire Code	Barg Unit	Location	Salary Sched	Range / Step	Comp Months	Split / Count	Annual Salaries	COLA	Premium Pay	Annual Benefits	Total Costs	UGF Amount
08-9079	Loan/Collection Off I	FT	A	GP	Juneau	205	16B / C	12.0		54,289	0	0	35,402	89,691	0
08-9083	Loan/Collection Off II	FT	A	GP	Juneau	205	18C / D	12.0		66,420	0	0	39,556	105,976	0
08-9086	Loan/Collection Off II	FT	A	GP	Anchorage	200	18B / C	12.0		59,461	0	0	37,173	96,634	0
													Total Salary Costs:	2,327,629	
													Total COLA:	0	
													Total Premium Pay:	0	
													Total Benefits:	1,440,002	
													Total Pre-Vacancy:	3,767,631	
													Minus Vacancy Adjustment of 2.06%:	(77,431)	
													Total Post-Vacancy:	3,690,200	
													Plus Lump Sum Premium Pay:	0	
													Personal Services Line 100:	3,690,200	

PCN Funding Sources:	Pre-Vacancy	Post-Vacancy	Percent
1036 Commercial Fishing Loan Fund	3,319,283	3,251,066	88.10%
1070 Fisheries Enhancement Revolving Loan Fund	357,925	350,569	9.50%
1164 Rural Development Initiative Fund	45,212	44,282	1.20%
1170 Small Business Economic Development Revolving Loan Fund	45,212	44,282	1.20%
Total PCN Funding:	3,767,631	3,690,200	100.00%

Note: If a position is split, an asterisk (*) will appear in the Split/Count column. If the split position is also counted in the component, two asterisks (**) will appear in this column. [No valid job title] appearing in the Job Class Title indicates that the PCN has an invalid class code or invalid range for the class code effective date of this scenario.

Line Item Detail (1676)
Department of Commerce, Community, and Economic Development
Travel

Component: Investments (383)

Line Number	Line Name		FY2016 Actuals	FY2017 Management Plan	FY2018 Governor
2000	Travel		26.9	83.6	83.6
Object Class	Servicing Agency	Explanation	FY2016 Actuals	FY2017 Management Plan	FY2018 Governor
2000 Travel Detail Totals			26.9	83.6	83.6
2000	In-State Employee Travel	In-State Transportation - Transportation costs for travel relating to administration, conventions and meetings, boards and commissions.	20.0	75.0	75.0
2002	Out of State Employee Travel	Out-of-State Transportation - Transportation costs for travel relating to administration, conventions and meetings, boards and commissions.	6.9	8.6	8.6

Line Item Detail (1676)
Department of Commerce, Community, and Economic Development
Services

Component: Investments (383)

Line Number	Line Name		FY2016 Actuals	FY2017 Management Plan	FY2018 Governor
3000	Services		1,008.2	1,473.2	1,473.2
Object Class	Servicing Agency	Explanation	FY2016 Actuals	FY2017 Management Plan	FY2018 Governor
3000 Services Detail Totals			1,008.2	1,473.2	1,473.2
3000	Education Services	Training, educational conferences, agency memberships, tuition, books and fees for work-related courses.	3.2	3.2	3.2
3001	Financial Services	Accounting, auditing, management consulting, grantee monitoring, loan servicing and insurance related services.	56.5	60.0	60.0
3003	Information Technology	Information Technology - Training, consulting, equipment and software leases, licensing and maintenance.	12.5	15.0	15.0
3004	Telecommunications	Local, long distance, and cellular telephone charges, television, data/network, telecommunication equipment, and other wireless charges from outside vendors.	14.3	15.0	15.0
3005	Health Services	Employee ergonomic evaluation.	0.6	0.0	0.0
3006	Delivery Services	Freight, courier services, and postage.	1.3	1.3	1.3
3007	Advertising and Promotions	Advertising, promotions and legal notices.	5.8	5.8	5.8
3008	Utilities	Electricity, heating fuel, water, sewage and disposal services.	0.1	0.1	0.1
3009	Structure/Infrastructure/Land	Structure, infrastructure and land repairs, maintenance, rentals and leases.	4.4	4.4	4.4
3010	Equipment/Machinery	Machinery, furniture and equipment purchase, repairs, maintenance,	13.4	75.0	75.0

Line Item Detail (1676)
Department of Commerce, Community, and Economic Development
Services

Component: Investments (383)

Object Class	Servicing Agency	Explanation	FY2016 Actuals	FY2017 Management Plan	FY2018 Governor
3000 Services Detail Totals			1,008.2	1,473.2	1,473.2
		rentals, and leases.			
3011	Other Services	Other services, including printer/copy machine services, printing services, and State Travel Office fees.	4.9	281.6	281.6
3017	Inter-Agency Information Technology Non-Telecommunications	Admin - Department-wide Information Technology services not including those for telecommunications.	27.5	27.5	27.5
3018	Inter-Agency Information Technology Telecommunications	Admin - Department-wide Information Technology services for telecommunications (e.g. video conference, internet access, messaging, virtual private network).	58.4	75.0	75.0
3021	Inter-Agency Mail	Admin - Department-wide Division of General Services - Pro-rated share of expenses relating to central mailroom support and services.	12.8	30.0	30.0
3022	Inter-Agency Human Resources	Admin - Department-wide Division of Personnel and Labor Relations - Human resource and personnel services.	23.5	50.0	50.0
3023	Inter-Agency Building Leases	Admin - Department-wide Parking permits.	0.2	1.0	1.0
3023	Inter-Agency Building Leases	Admin - Department-wide Linny Pacillo Parking Garage lease.	3.5	3.5	3.5
3023	Inter-Agency Building Leases	Admin - Department-wide Juneau Vintage Park building lease. The division will move into the State Office Building during FY2017.	193.1	193.1	0.0
3024	Inter-Agency Legal	Law - Department-wide Regulations review and legal services.	11.2	75.0	75.0
3026	Inter-Agency Insurance	Admin - Department-wide Division of Risk Management - Risk management insurance charges for leased buildings, repossessed properties, public official bonds, and overhead.	50.2	15.6	15.6
3027	Inter-Agency Financial	Admin - Department-wide Division of Finance - Computer services for State accounting (IRIS), payroll (AKPAY), and reporting	3.1	15.0	15.0

Line Item Detail (1676)
Department of Commerce, Community, and Economic Development
Services

Component: Investments (383)

Object Class	Servicing Agency	Explanation	FY2016 Actuals	FY2017 Management Plan	FY2018 Governor
3000 Services Detail Totals			1,008.2	1,473.2	1,473.2
		(ALDER) systems.			
3028	Inter-Agency Americans with Disabilities Act Compliance	Admin - Department-wide Americans with Disabilities Act (ADA) enforcement.	0.1	0.1	0.1
3037	State Equipment Fleet	Trans - Department-wide State equipment fleet services.	3.5	3.5	3.5
3038	Inter-Agency Management/Consulting	Commerce - Administrative Services (1028) Administrative Services and Commissioner's Office support.	481.6	500.0	500.0
3038	Inter-Agency Management/Consulting	Commerce - DCCED State Facilities Rent (2472) State-owned facility space rent. The division will move into the State Office Building during FY2017.	22.5	22.5	215.6

Line Item Detail (1676)
Department of Commerce, Community, and Economic Development
Commodities

Component: Investments (383)

Line Number	Line Name		FY2016 Actuals	FY2017 Management Plan	FY2018 Governor
4000	Commodities		48.4	51.5	51.5
Object Class	Servicing Agency	Explanation	FY2016 Actuals	FY2017 Management Plan	FY2018 Governor
4000 Commodities Detail Totals			48.4	51.5	51.5
4000	Business	Supplies for office, library, training, and instructional needs, including small equipment, tools and subscriptions.	48.0	51.1	51.1
4004	Safety	Safety supplies, including law enforcement supplies and personal protection gear for investigators.	0.4	0.4	0.4

Line Item Detail (1676)
Department of Commerce, Community, and Economic Development
Capital Outlay

Component: Investments (383)

Line Number	Line Name		FY2016 Actuals	FY2017 Management Plan	FY2018 Governor
5000	Capital Outlay		0.0	14.3	14.3
Object Class	Servicing Agency	Explanation	FY2016 Actuals	FY2017 Management Plan	FY2018 Governor
5000 Capital Outlay Detail Totals			0.0	14.3	14.3
5004	Equipment	Equipment and furniture.	0.0	14.3	14.3

Revenue Detail (1681)

Department of Commerce, Community, and Economic Development

Component: Investments (383)

Revenue Type (OMB Fund Code) Revenue Source	Component	Comment	FY2016 Actuals	FY2017 Management Plan	FY2018 Governor
5007 I/A Rcpts (1007 I/A Rcpts)			0.0	29.6	29.6
5301 Inter-Agency Receipts		Inter-Agency Receipts.	0.0	29.6	29.6
6004 Gen Fund (1004 Gen Fund)			0.1	0.0	0.0
6046 General Fund - Prior Year Reimbursement Recovery		General Funds - Prior year reimbursement recovery.	0.1	0.0	0.0

Inter-Agency Services (1682)
Department of Commerce, Community, and Economic Development

Component: Investments (383)

	FY2016 Actuals	FY2017 Management Plan	FY2018 Governor
Component Totals	891.2	1,011.8	1,011.8
With Department of Administration	372.4	410.8	217.7
With Department of Law	11.2	75.0	75.0
With Department of Transportation/Public Facilities	3.5	3.5	3.5
With Department of Commerce, Community, and Economic Development	504.1	522.5	715.6

Object Class	Servicing Agency	Explanation	FY2016 Actuals	FY2017 Management Plan	FY2018 Governor
3017 Inter-Agency Information Technology Non-Telecommunications	Admin - Department-wide	Information Technology services not including those for telecommunications.	27.5	27.5	27.5
3018 Inter-Agency Information Technology Telecommunications	Admin - Department-wide	Information Technology services for telecommunications (e.g. video conference, internet access, messaging, virtual private network).	58.4	75.0	75.0
3021 Inter-Agency Mail	Admin - Department-wide	Division of General Services - Pro-rated share of expenses relating to central mailroom support and services.	12.8	30.0	30.0
3022 Inter-Agency Human Resources	Admin - Department-wide	Division of Personnel and Labor Relations - Human resource and personnel services.	23.5	50.0	50.0
3023 Inter-Agency Building Leases	Admin - Department-wide	Parking permits.	0.2	1.0	1.0
3023 Inter-Agency Building Leases	Admin - Department-wide	Liny Pacillo Parking Garage lease.	3.5	3.5	3.5
3023 Inter-Agency Building Leases	Admin - Department-wide	Juneau Vintage Park building lease. The division will move into the State Office Building during FY2017.	193.1	193.1	0.0
3024 Inter-Agency Legal	Law - Department-wide	Regulations review and legal services.	11.2	75.0	75.0
3026 Inter-Agency Insurance	Admin - Department-wide	Division of Risk Management - Risk management insurance charges for	50.2	15.6	15.6

Inter-Agency Services (1682)
Department of Commerce, Community, and Economic Development

Component: Investments (383)

Object Class	Servicing Agency	Explanation	FY2016 Actuals	FY2017 Management Plan	FY2018 Governor
		leased buildings, repossessed properties, public official bonds, and overhead.			
3027 Inter-Agency Financial	Admin - Department-wide	Division of Finance - Computer services for State accounting (IRIS), payroll (AKPAY), and reporting (ALDER) systems.	3.1	15.0	15.0
3028 Inter-Agency Americans with Disabilities Act Compliance	Admin - Department-wide	Americans with Disabilities Act (ADA) enforcement.	0.1	0.1	0.1
3037 State Equipment Fleet	Trans - Department-wide	State equipment fleet services.	3.5	3.5	3.5
3038 Inter-Agency Management/Consulting	Commerce - Administrative Services (1028)	Administrative Services and Commissioner's Office support.	481.6	500.0	500.0
3038 Inter-Agency Management/Consulting	Commerce - DCCED State Facilities Rent (2472)	State-owned facility space rent. The division will move into the State Office Building during FY2017.	22.5	22.5	215.6