

**State of Alaska**  
**FY2018 Governor's Operating Budget**

**Department of Environmental Conservation**  
**Air Quality**  
**Results Delivery Unit Budget Summary**

# Air Quality Results Delivery Unit

## Contribution to Department's Mission

To conserve, improve, and protect Alaska's natural resources and environment and control air pollution, in order to enhance the health, safety, and welfare of the people of the state and their overall economic and social well being.

## Results

(Additional performance information is available on the web at <https://omb.alaska.gov/results>.)

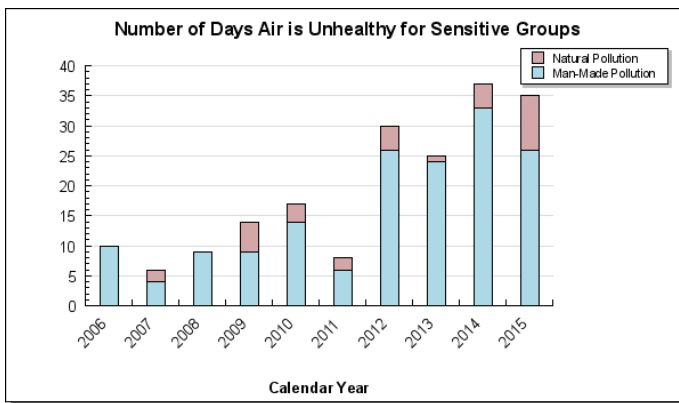
### Core Services

- Protect air quality.
- Timely issue air quality permits.
- Conduct air quality assessments and identify air pollution concerns.
- Minimize pollution from stationary sources.

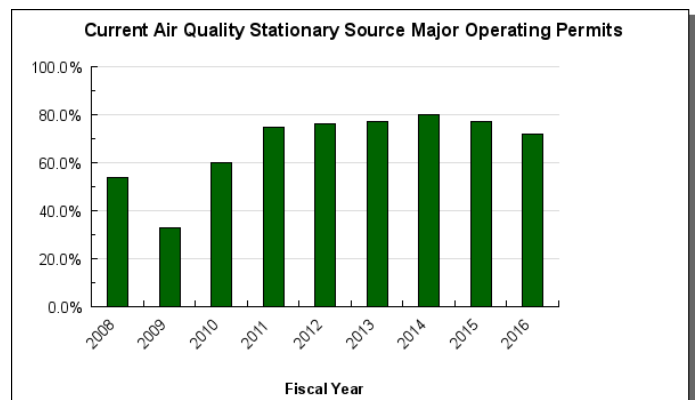
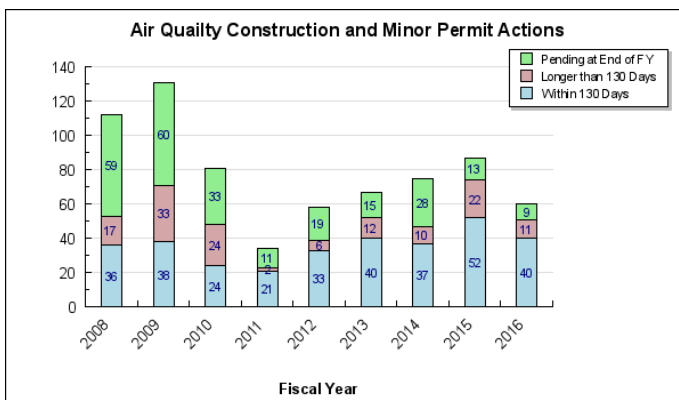
### Measures by Core Service

(Additional performance information is available on the web at <https://omb.alaska.gov/results>.)

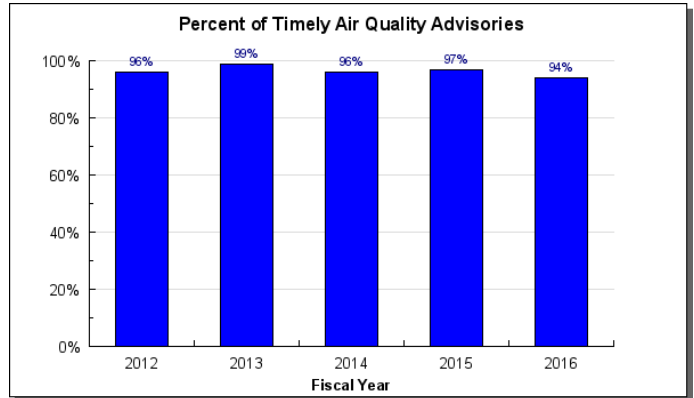
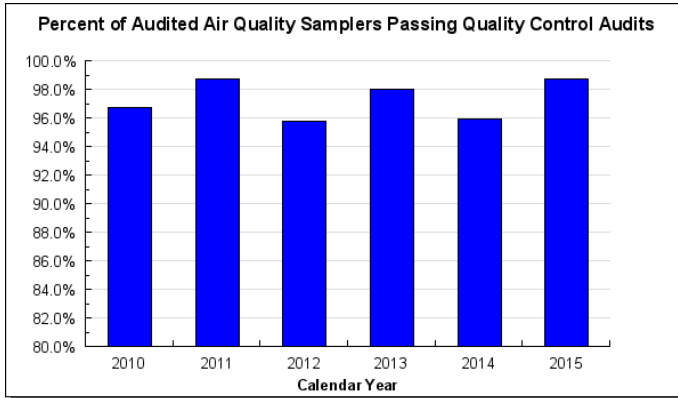
#### 1. Protect air quality.



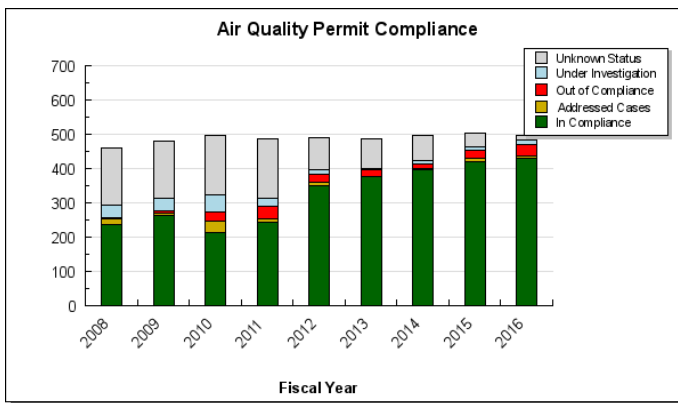
#### 2. Timely issue air quality permits.



**3. Conduct air quality assessments and identify air pollution concerns.**



**4. Minimize pollution from stationary sources.**



**Major RDU Accomplishments in 2016**

See Component level.

**Key RDU Challenges**

See Component level.

**Significant Changes in Results to be Delivered in FY2018**

See Component level.

**Contact Information**

**Contact:** Denise Koch, Director  
**Phone:** (907) 465-5109  
**Fax:** (907) 465-5129  
**E-mail:** Denise.Koch@alaska.gov

**Air Quality  
RDU Financial Summary by Component**

*All dollars shown in thousands*

	FY2016 Actuals				FY2017 Management Plan				FY2018 Governor			
	UGF+DGF Funds	Other Funds	Federal Funds	Total Funds	UGF+DGF Funds	Other Funds	Federal Funds	Total Funds	UGF+DGF Funds	Other Funds	Federal Funds	Total Funds
<b>Formula Expenditures</b> None.												
<b>Non-Formula Expenditures</b>												
Air Quality Director	263.6	0.0	0.0	263.6	0.0	0.0	0.0	0.0	0.0	0.0	0.0	0.0
Air Quality	3,280.5	3,623.7	1,692.6	8,596.8	3,801.1	5,004.5	2,156.0	10,961.6	3,912.8	4,429.5	2,168.4	10,510.7
<b>Totals</b>	<b>3,544.1</b>	<b>3,623.7</b>	<b>1,692.6</b>	<b>8,860.4</b>	<b>3,801.1</b>	<b>5,004.5</b>	<b>2,156.0</b>	<b>10,961.6</b>	<b>3,912.8</b>	<b>4,429.5</b>	<b>2,168.4</b>	<b>10,510.7</b>

**Air Quality**  
**Summary of RDU Budget Changes by Component**  
**From FY2017 Management Plan to FY2018 Governor**

*All dollars shown in thousands*

	<u>Unrestricted Gen (UGF)</u>	<u>Designated Gen (DGF)</u>	<u>Other Funds</u>	<u>Federal Funds</u>	<u>Total Funds</u>
<b>FY2017 Management Plan</b>	1,855.1	1,946.0	5,004.5	2,156.0	10,961.6
<b>Adjustments which continue current level of service:</b>					
-Air Quality	9.8	262.4	-226.7	12.4	57.9
<b>Proposed budget decreases:</b>					
-Air Quality	-160.5	0.0	-348.3	0.0	-508.8
<b>FY2018 Governor</b>	<b>1,704.4</b>	<b>2,208.4</b>	<b>4,429.5</b>	<b>2,168.4</b>	<b>10,510.7</b>