

State of Alaska FY2018 Governor's Operating Budget

Department of Fish and Game

Department of Fish and Game

Mission

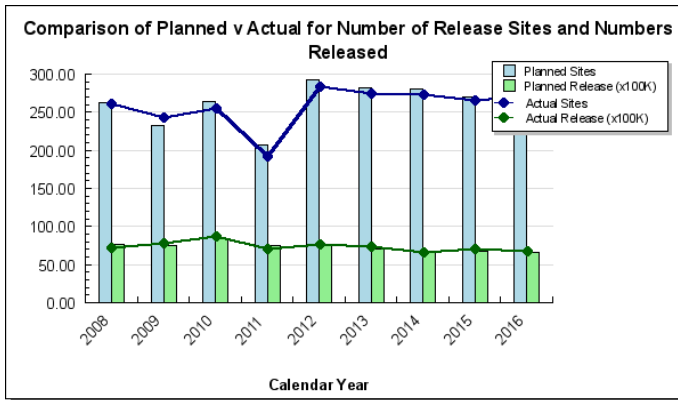
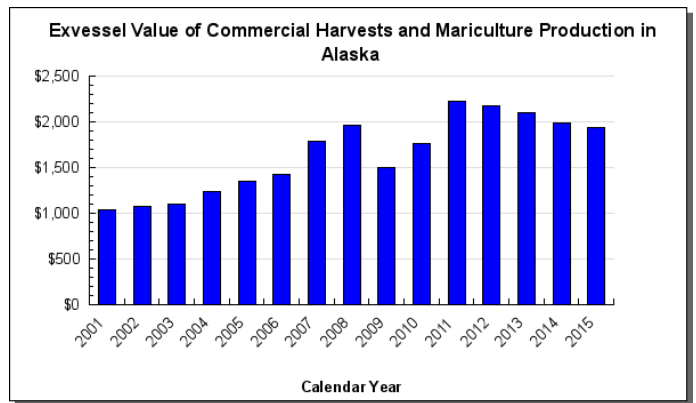
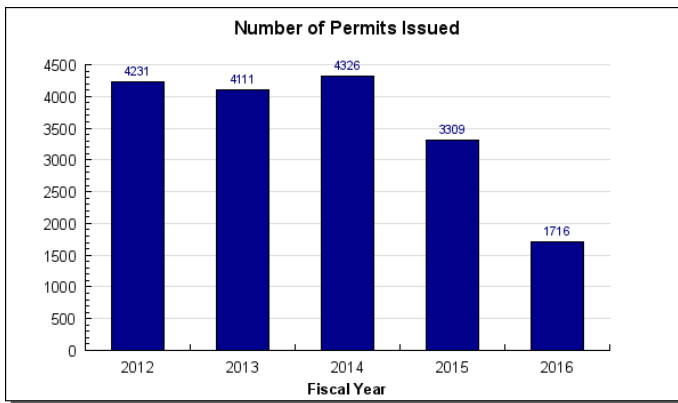
To protect, maintain, and improve the fish, game, and aquatic plant resources of the state, and manage their use and development in the best interest of the economy and the well-being of the people of the state, consistent with the sustained yield principle. Alaska Constitution Article 8, Sec. 4; AS 16.05.020(2)

	Core Services (in priority order)	UGF	DGF	Other	Fed	Total	PFT	PPT	NP	% GF
1	Management	25,417.0	5,113.6	31,802.1	33,349.1	95,681.8	428	300	10	43.4%
2	Stock Assessment and Research	21,697.9	9,235.9	20,080.9	21,424.0	72,438.7	275	265	15	44.0%
3	Customer Service and Public Involvement	8,415.3	493.9	13,782.0	12,908.5	35,599.7	157	92	4	12.7%
	FY2017 Management Plan	55,530.2	14,843.4	65,665.0	67,681.6	203,720.2	860	657	29	

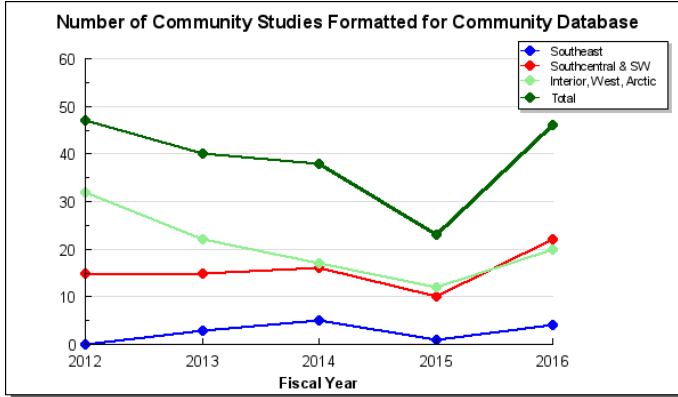
Measures by Core Service

(Additional performance information is available on the web at <https://omb.alaska.gov/results>.)

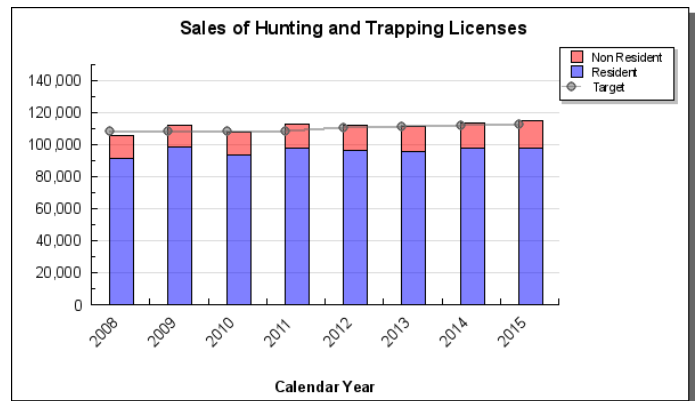
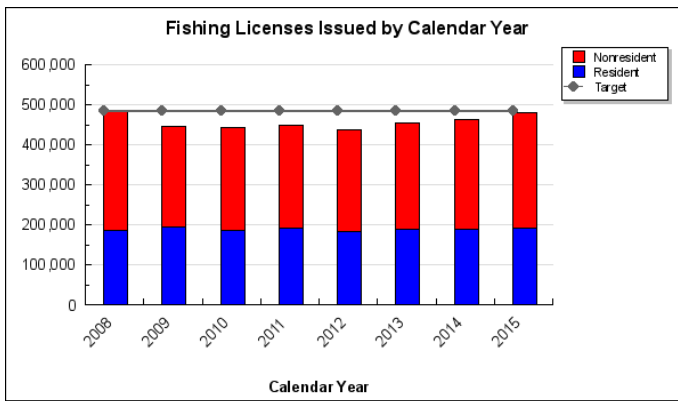
1. Management



2. Stock Assessment and Research



3. Customer Service and Public Involvement



Major Department Accomplishments in 2016

Salmon Harvest and Value

The 2016 commercial salmon fishery all species harvest was 112.6 million fish with an estimated preliminary exvessel value of \$406.4 million. Of this total, sockeye salmon accounted for 62% of the value at \$251.4 million and 47% of the harvest at 52.9 million fish. Pink salmon accounted for 9% of the value at \$37.8 million, and 35% of the harvest at 39.4 million fish. Chum salmon accounted for 16% of the value at \$65.2 million and 14% of the harvest at 16.2 million fish. Coho salmon accounted for 8% of the value at \$33.2 million and 3% of the harvest at 3.8 million fish. The Chinook salmon harvest was 401 thousand fish with an estimated preliminary value of \$18.8 million. The estimates of value are based on preliminary ex-vessel prices and do not include any post season bonuses paid to fishermen. Bristol Bay enjoyed a great sockeye salmon season with \$37.3 million sockeye salmon valued at \$153.2 million. However, pink salmon catches in Southeast, Prince William Sound, and Kodiak were well below expectations. The 2016 season marked the first time since statehood that there were no large scale commercial salmon buyer/processors in the Kuskokwim Area.

Crab Total Allowable Catch

The department established the 2016-2017 season total allowable catches for the state-federal co-managed crab fisheries in the Bering Sea and Aleutian Islands that met the conservation and economic benefit objectives and requirements of state and federal regulations: 8.47 million pounds for the Bristol Bay red king crab fishery, 21.57 million pounds for the Bering Sea snow crab fishery, 0.52 million pounds for the Norton Sound red king crab fishery, 3.31 million pounds for the Eastern Aleutian Islands golden king crab fishery, and 2.24 million pounds for the Western Aleutian Islands golden king crab fishery. Four Bering Sea crab fisheries (Pribilof District red and blue king crab, Saint Matthew blue king crab, and Bering Sea Tanner crab) were closed to commercial fishing in the 2016-2017 season for stock conservation. The department worked within the federal process to assure that the expertise within the

department is directly utilized in setting the annual catch limits that federal regulations require to be established for the Bering Sea and Aleutian Islands king and Tanner crab fisheries in order to minimize risk of overfishing.

Avoiding Reversion of Federal Funds

The Division of Wildlife Conservation successfully obligated all funds at risk for reversion to the federal government. During FY2016, the challenge was finding appropriate matching funds because there was not adequate license fee revenue. To accomplish this, the division partnered with state, tribal, and non-profit organizations to identify projects of mutual interest to benefit the hunting community. This resulted in nearly \$12 million in additional federal funding available to the division.

Intensive Management

The division is currently implementing intensive management (IM) programs aimed at increasing caribou or moose numbers in portions of Game Management Units (GMU) 12, 15, 16, 17, 19, 20, 24 and 25 and collection of habitat data was recently initiated as part of approved IM programs in GMUs 1 and 3. The division has allocated funds to support intensified field monitoring and research to document population parameters to support, sustain, and defend existing and new intensive management programs in the face of ongoing opposition and litigation.

Threatened, Endangered and Diversity Program

The "TED" Program is a pro-active, cost effective approach to the federal Endangered Species Act (ESA), intended to conserve wildlife species before they become threatened or endangered, to recover species already imperiled, and to keep "common species common." The Program administers the State's response to the ESA by providing resources, expertise, and coordination among agencies (e.g., Department of Law and Department of Natural Resources) with the goal of conserving wildlife and avoiding unwarranted regulations. Last year's major Program success include:

1. A not warranted ESA listing finding for wolves in Southeast Alaska;
2. The delisting of the primary population of humpback whales that use Alaska waters;
3. The State winning a major lawsuit overturning the designation of the listing of the Arctic subspecies of the ringed seal as threatened under the ESA (TED assisted the Department of Law);
4. Draft federal regulations and revised federal policies that will increase the State's role in implementing the ESA;
5. The submission of detailed information to the Fish and Wildlife Service (FWS) that establishes a strong foundation for avoiding listing of the northern bog lemming and western bumble bee under the ESA (FWS had determined listing for these species may be warranted);
6. The submission of critical information on bald and golden eagles, which established that FWS's proposed take regulations for eagles in Alaska were inappropriate; and
7. Critical research conducted that will enable the State to conserve species, avoid unwarranted ESA listings, and minimize regulatory impacts.

Fish and Game Licensing - Information Technology

Completion of first phase of Licensing Modernization Project (LMP): Completed two major milestones for the Licensing Modernization Project. The first was going live with the E-Vendor system. This new application enables ADF&G license vendors to sell licenses, tags and permits electronically; and directly report their sales statistics to Administrative Services licensing staff without having to mail in a paper-based report. The application is being utilized in ADF&G regional offices and several large vendors with plans to be fully operational in January 2017. The second milestone was completion of the myADFG Portal. The Portal allows customers to log-in to purchase licenses and tags, sign for permits, report on harvests, subscribe to email lists, reprint licenses, and verify that ADF&G has received a harvest report. The goal is to eventually include all ADF&G services on the Portal.

Facilities Deferred Maintenance Projects

During FY2016, the department addressed deferred facility maintenance issues at over 14 different locations around the state, and provided emergency response assistance as needed. Major projects included: completing construction of two new warehouses for the shooting range programs in Anchorage and Fairbanks; construction of a new heated shop/warehouse in McGrath; construction finalization of a new employee housing duplex in Sand Point; major reconstruction and renovation of the Nome bunkhouse/warehouse; and reconstruction of the Crooked Creek hatchery race ways and support structures is nearing completion. Multiple projects were also completed at the Fairbanks Regional Office.

Key Department Challenges

Maintain Important Public Services With Reduced Funding

All state agencies are facing reduced funding given the state's \$3.5 billion revenue shortfall. The department sustained a 30% unrestricted general fund reduction since FY2015 with additional cuts included in the FY2018 budget. The impact of these reductions has been partially mitigated by additional revenue from federal funds, fish and game funds, test fish receipts and other sources. Reduced funding impacts the department's ability to gather necessary data on fish and wildlife resources to manage for sustained yield while maximizing the harvestable surplus of species important to Alaskans. Less precise information forces the department to err on the side of conservation and leads to more conservative species management, thereby reducing harvest opportunity. The department is focusing on administrative efficiencies across all divisions to minimize direct impacts on programs, but at these reduction levels, program impacts are unavoidable. Every effort will be made to prioritize the most critical programs and activities with available funding.

Federal Funding

The department derives over a third of its budget from federal funds. Primary sources include the Sport Fish Restoration Program – Dingell/Johnson (DJ) funds in the Division of Sport Fish, the Wildlife Restoration Program – Pittman/Robertson (PR) funds in the Division of Wildlife Conservation, and fisheries and marine mammal funding from the U.S. Department of Commerce, National Marine Fisheries Service in the Divisions of Commercial Fisheries and Wildlife Conservation. Wildlife Restoration funding has been dramatically increasing, creating challenges to meet the required match, while other federal sources have been flat or declining.

Significant Changes in Results to be Delivered in FY2018

The department's FY2018 budget proposes a seven percent reduction of \$5.3 million unrestricted general funds (UGF). This reduction will be offset by an increase in fish and game fund revenue from the passage of HB137; which increased hunting, sport fishing, and trapping fees effective January 1, 2017.

Contact Information	
Commissioner: Sam Cotten Phone: (907) 465-4100 Fax: (907) 465-2332 E-mail: sam.cotten@alaska.gov	Administrative Services Director: Carol Petraborg Phone: (907) 465-6077 Fax: (907) 465-6078 E-mail: carol.petraborg@alaska.gov

FY2018 Capital Budget Request

Project Title	Unrestricted Gen (UGF)	Designated Gen (DGF)	Other Funds	Federal Funds	Total Funds
R/V Resolution Refurbishment and Repair	0	1,000,000	0	0	1,000,000
Sport Fish Recreational Boating and Angler Access	0	0	750,000	2,250,000	3,000,000
Reappropriation for Vessels and Aircraft Maintenance, Repair and Upgrades	0	0	0	0	0
Department Total	0	1,000,000	750,000	2,250,000	4,000,000

This is an appropriation level summary only. For allocations and the full project details see the capital budget.

Summary of Department Budget Changes by RDU

From FY2017 Management Plan to FY2018 Governor

All dollars shown in thousands

	<u>Unrestricted Gen (UGF)</u>	<u>Designated Gen (DGF)</u>	<u>Other Funds</u>	<u>Federal Funds</u>	<u>Total Funds</u>
FY2017 Management Plan	55,530.2	14,843.4	65,665.0	67,681.6	203,720.2
One-time items:					
-Sport Fisheries	0.0	0.0	-500.0	0.0	-500.0
Adjustments which continue current level of service:					
-Commercial Fisheries	375.9	96.1	56.5	46.6	575.1
-Sport Fisheries	-2,675.9	0.0	3,326.3	130.2	780.6
-Wildlife Conservation	-2,680.8	0.0	2,765.2	159.1	243.5
-Statewide Support Services	72.5	0.7	103.9	20.2	197.3
Proposed budget decreases:					
-Commercial Fisheries	-101.1	-42.7	-41.0	-173.3	-358.1
-Sport Fisheries	0.0	0.0	-1,131.5	-500.0	-1,631.5
-Wildlife Conservation	0.0	0.0	-159.0	-150.0	-309.0
-Statewide Support Services	-4.4	0.0	-2,356.3	-194.9	-2,555.6
FY2018 Governor	50,516.4	14,897.5	67,729.1	67,019.5	200,162.5

Department Totals
Department of Fish and Game

Description	FY2016 Actuals	FY2017 Conference Committee	FY2017 Authorized	FY2017 Management Plan	FY2018 Governor	FY2017 Management Plan vs FY2018 Governor	
Department Totals	180,681.8	203,701.1	203,720.2	203,720.2	200,162.5	-3,557.7	-1.7%
Objects of Expenditure:							
71000 Personal Services	123,316.7	126,711.2	126,711.2	124,303.4	124,550.5	247.1	0.2%
72000 Travel	2,479.0	5,272.7	5,272.7	5,272.7	3,832.7	-1,440.0	
73000 Services	45,726.8	59,685.3	59,704.4	61,812.2	59,901.1	-1,911.1	-3.1%
74000 Commodities	7,671.2	10,879.9	10,879.9	10,879.9	10,511.2	-368.7	-3.4%
75000 Capital Outlay	1,488.1	1,152.0	1,152.0	1,452.0	1,367.0	-85.0	-5.9%
77000 Grants, Benefits	0.0	0.0	0.0	0.0	0.0	0.0	0.0%
78000 Miscellaneous	0.0	0.0	0.0	0.0	0.0	0.0	0.0%
Funding Source:							
1002 Fed Rcpts (Fed)	54,366.0	67,681.6	67,681.6	67,681.6	67,019.5	-662.1	-1.0%
1003 G/F Match (UGF)	1,240.5	1,275.5	1,275.5	1,275.5	967.6	-307.9	-24.1%
1004 Gen Fund (UGF)	63,375.2	54,254.7	54,254.7	54,254.7	49,548.8	-4,705.9	-8.7%
1005 GF/Prgm (DGF)	2,032.4	2,584.3	2,584.3	2,584.3	2,546.3	-38.0	-1.5%
1007 I/A Rcpts (Other)	12,918.8	21,217.1	21,236.2	21,236.2	18,557.2	-2,679.0	-12.6%
1018 EVOSS (Other)	1,910.8	2,807.4	2,807.4	2,807.4	2,486.3	-321.1	-11.4%
1024 Fish/Game (Other)	21,128.7	25,355.8	25,355.8	25,355.8	30,925.1	5,569.3	22.0%
1055 IA/OIL HAZ (Other)	61.1	109.4	109.4	109.4	109.6	0.2	0.2%
1061 CIP Rcpts (Other)	8,024.8	7,775.1	7,775.1	7,775.1	7,257.1	-518.0	-6.7%
1108 Stat Desig (Other)	5,327.2	7,881.1	7,881.1	7,881.1	7,893.8	12.7	0.2%
1109 Test Fish (DGF)	2,774.7	3,845.2	3,845.2	3,845.2	3,860.4	15.2	0.4%
1199 SFEntAcct (Other)	500.0	500.0	500.0	500.0	500.0	0.0	0.0%
1201 CFEC Rcpts (DGF)	7,021.6	8,413.9	8,413.9	8,413.9	8,490.8	76.9	0.9%
Totals:							
Unrestricted Gen (UGF)	64,615.7	55,530.2	55,530.2	55,530.2	50,516.4	-5,013.8	-9.0%
Designated Gen (DGF)	11,828.7	14,843.4	14,843.4	14,843.4	14,897.5	54.1	0.4%
Other Funds	49,871.4	65,645.9	65,665.0	65,665.0	67,729.1	2,064.1	3.1%
Federal Funds	54,366.0	67,681.6	67,681.6	67,681.6	67,019.5	-662.1	-1.0%
Positions:							
Permanent Full Time	900	872	872	860	837	-23	-2.7%
Permanent Part Time	700	684	684	657	641	-16	-2.4%
Non Permanent	54	53	53	29	23	-6	-20.7%

Component Summary Unrestricted General Funds Only
Department of Fish and Game

Results Delivery Unit/ Component	FY2016 Actuals	FY2017 Conference Committee	FY2017 Authorized	FY2017 Management Plan	FY2018 Governor	FY2017 Management Plan vs FY2018 Governor	
Commercial Fisheries							
SE Region Fisheries Mgmt.	8,377.9	7,202.2	7,202.2	7,202.2	7,245.3	43.1	0.6%
Central Region Fisheries Mgmt.	7,789.1	7,003.7	7,003.7	7,003.7	7,077.9	74.2	1.1%
AYK Region Fisheries Mgmt.	6,941.8	6,519.0	6,519.0	6,519.0	6,593.4	74.4	1.1%
Westward Region Fisheries Mgmt.	7,621.0	6,776.6	6,776.6	6,776.6	6,785.3	8.7	0.1%
Statewide Fisheries Management	9,035.1	7,613.9	7,613.9	8,638.9	8,713.3	74.4	0.9%
RDU Totals:	39,764.9	35,115.4	35,115.4	36,140.4	36,415.2	274.8	0.8%
Sport Fisheries							
Sport Fisheries	5,647.5	4,133.3	4,133.3	4,693.3	2,017.4	-2,675.9	-57.0%
Sport Fish Hatcheries	54.3	0.0	0.0	0.0	0.0	0.0	0.0%
RDU Totals:	5,701.8	4,133.3	4,133.3	4,693.3	2,017.4	-2,675.9	-57.0%
Wildlife Conservation							
Wildlife Conservation	4,209.6	2,833.7	2,833.7	3,373.7	1,239.9	-2,133.8	-63.2%
WC Special Projects	1,148.7	1,252.0	1,252.0	1,252.0	705.0	-547.0	-43.7%
RDU Totals:	5,358.3	4,085.7	4,085.7	4,625.7	1,944.9	-2,680.8	-58.0%
Statewide Support Services							
Commissioner's Office	771.9	171.6	171.6	171.6	172.8	1.2	0.7%
Administrative Services	2,770.6	2,005.1	2,005.1	2,155.1	2,174.2	19.1	0.9%
Boards of Fisheries and Game	863.9	1,221.8	1,221.8	1,226.8	1,232.8	6.0	0.5%
Advisory Committees	390.2	484.0	484.0	484.0	485.7	1.7	0.4%
Habitat	0.0	3,439.6	3,439.6	3,544.6	3,568.6	24.0	0.7%
State Subsistence Research	2,733.3	2,343.7	2,343.7	2,488.7	2,504.8	16.1	0.6%
F&G State Facilities Rent	2,530.0	2,530.0	2,530.0	0.0	0.0	0.0	0.0%
RDU Totals:	10,059.9	12,195.8	12,195.8	10,070.8	10,138.9	68.1	0.7%
Habitat							
Habitat	3,730.8	0.0	0.0	0.0	0.0	0.0	0.0%
RDU Totals:	3,730.8	0.0	0.0	0.0	0.0	0.0	0.0%
Unrestricted Gen (UGF):	64,615.7	55,530.2	55,530.2	55,530.2	50,516.4	-5,013.8	-9.0%
Designated Gen (DGF):	0.0	0.0	0.0	0.0	0.0	0.0	0.0%
Other Funds:	0.0	0.0	0.0	0.0	0.0	0.0	0.0%
Federal Funds:	0.0	0.0	0.0	0.0	0.0	0.0	0.0%
Total Funds:	64,615.7	55,530.2	55,530.2	55,530.2	50,516.4	-5,013.8	-9.0%

Component Summary All Funds
Department of Fish and Game

Results Delivery Unit/ Component	FY2016 Actuals	FY2017 Conference Committee	FY2017 Authorized	FY2017 Management Plan	FY2018 Governor	FY2017 Management Plan vs FY2018 Governor	
Commercial Fisheries							
SE Region Fisheries Mgmt.	13,646.7	13,115.8	13,115.8	13,115.8	13,357.7	241.9	1.8%
Central Region Fisheries Mgmt.	10,520.1	10,410.8	10,410.8	10,410.8	10,496.2	85.4	0.8%
AYK Region Fisheries Mgmt.	9,335.7	9,735.0	9,735.0	9,735.0	9,818.3	83.3	0.9%
Westward Region Fisheries Mgmt.	13,434.4	14,268.6	14,268.6	14,258.6	14,262.8	4.2	0.0%
Statewide Fisheries Management	16,745.2	18,305.6	18,305.6	19,340.6	19,204.2	-136.4	-0.7%
Commercial Fish Entry Commission	3,522.1	3,694.0	3,694.0	3,694.0	3,632.6	-61.4	-1.7%
RDU Totals:	67,204.2	69,529.8	69,529.8	70,554.8	70,771.8	217.0	0.3%
Sport Fisheries							
Sport Fisheries	36,255.0	42,190.0	42,190.0	42,750.0	41,370.0	-1,380.0	-3.2%
Sport Fish Hatcheries	5,046.2	5,733.2	5,733.2	5,733.2	5,762.3	29.1	0.5%
RDU Totals:	41,301.2	47,923.2	47,923.2	48,483.2	47,132.3	-1,350.9	-2.8%
Wildlife Conservation							
Wildlife Conservation	31,678.6	34,053.3	34,053.3	33,221.1	33,272.7	51.6	0.2%
WC Special Projects	10,216.5	12,612.4	12,612.4	13,984.6	13,862.4	-122.2	-0.9%
Hunter Ed Public Shooting Ranges	872.4	908.8	908.8	908.8	913.9	5.1	0.6%
RDU Totals:	42,767.5	47,574.5	47,574.5	48,114.5	48,049.0	-65.5	-0.1%
Statewide Support Services							
Commissioner's Office	1,222.3	1,651.1	1,651.1	1,651.1	1,568.2	-82.9	-5.0%
Administrative Services	9,669.4	12,032.4	12,051.5	12,980.6	11,806.7	-1,173.9	-9.0%
Boards of Fisheries and Game	1,109.0	1,309.8	1,309.8	1,314.8	1,320.8	6.0	0.5%
Advisory Committees	458.0	546.7	546.7	546.7	548.4	1.7	0.3%
Habitat	0.0	6,040.7	6,040.7	5,930.2	5,781.2	-149.0	-2.5%
State Subsistence Research	5,220.5	6,953.6	6,953.6	6,535.0	5,565.1	-969.9	-14.8%
EVOS Trustee Council	1,334.0	2,508.5	2,508.5	2,508.5	2,518.2	9.7	0.4%
State Facilities Maintenance	3,017.9	5,100.8	5,100.8	5,100.8	5,100.8	0.0	0.0%
F&G State Facilities Rent	2,530.0	2,530.0	2,530.0	0.0	0.0	0.0	0.0%
RDU Totals:	24,561.1	38,673.6	38,692.7	36,567.7	34,209.4	-2,358.3	-6.4%
Habitat							
Habitat	4,847.8	0.0	0.0	0.0	0.0	0.0	0.0%
RDU Totals:	4,847.8	0.0	0.0	0.0	0.0	0.0	0.0%
Unrestricted Gen (UGF):	64,615.7	55,530.2	55,530.2	55,530.2	50,516.4	-5,013.8	-9.0%
Designated Gen (DGF):	11,828.7	14,843.4	14,843.4	14,843.4	14,897.5	54.1	0.4%
Other Funds:	49,871.4	65,645.9	65,665.0	65,665.0	67,729.1	2,064.1	3.1%
Federal Funds:	54,366.0	67,681.6	67,681.6	67,681.6	67,019.5	-662.1	-1.0%
Total Funds:	180,681.8	203,701.1	203,720.2	203,720.2	200,162.5	-3,557.7	-1.7%
Permanent Full Time:	900	872	872	860	837	-23	-2.7%
Permanent Part Time:	700	684	684	657	641	-16	-2.4%
Non Permanent:	54	53	53	29	23	-6	-20.7%
Total Positions:	1,654	1,609	1,609	1,546	1,501	-45	-2.9%

Inter-Agency Revenue Summary
Department of Fish and Game
Revenue Type 5007 Inter-Agency Receipts Only

Scenario: FY2018 Governor (13956)

Master Revenue Account	Sub Revenue Account	Component	Total
Department of Fish and Game Totals:			18,557.2
5007 I/A Rcpts	5301 Inter-Agency Receipts		13,556.3
5007 I/A Rcpts	5301 Inter-Agency Receipts	Commerce - Department-wide	115.0
5007 I/A Rcpts	5301 Inter-Agency Receipts	EnvCon - Department-wide	25.0
5007 I/A Rcpts	5301 Inter-Agency Receipts	FishGm - Administrative Services (479)	1,627.3
5007 I/A Rcpts	5301 Inter-Agency Receipts	FishGm - Boards of Fisheries and Game (2048)	1.0
5007 I/A Rcpts	5301 Inter-Agency Receipts	FishGm - EVOS Trustee Council (2693)	27.7
5007 I/A Rcpts	5301 Inter-Agency Receipts	FishGm - Sport Fisheries (464)	1,138.5
5007 I/A Rcpts	5301 Inter-Agency Receipts	FishGm - State Subsistence Research (2625)	1.0
5007 I/A Rcpts	5301 Inter-Agency Receipts	FishGm - Statewide Fisheries Management (2171)	85.8
5007 I/A Rcpts	5301 Inter-Agency Receipts	FishGm - Wildlife Conservation (473)	269.8
5007 I/A Rcpts	5301 Inter-Agency Receipts	H&SS - Department-wide	11.6
5007 I/A Rcpts	5301 Inter-Agency Receipts	Law - Department-wide	20.0
5007 I/A Rcpts	5301 Inter-Agency Receipts	NatRes - Department-wide	1,034.0
5007 I/A Rcpts	5301 Inter-Agency Receipts	NOT FOUND	150.0
5007 I/A Rcpts	5301 Inter-Agency Receipts	Trans - Department-wide	294.2
5007 I/A Rcpts	5301 Inter-Agency Receipts	Univ - Department-wide	200.0
RDU: Commercial Fisheries (143)			1,297.9
5007 I/A Rcpts	5301 Inter-Agency Receipts		285.3
5007 I/A Rcpts	5301 Inter-Agency Receipts	FishGm - Sport Fisheries (464)	801.6
5007 I/A Rcpts	5301 Inter-Agency Receipts	FishGm - Wildlife Conservation (473)	207.0
5007 I/A Rcpts	5301 Inter-Agency Receipts	NatRes - Department-wide	4.0
Component: Southeast Region Fisheries Management (2167)			159.9
5007 I/A Rcpts	5301 Inter-Agency Receipts	FishGm - Sport Fisheries (464)	80.9
5007 I/A Rcpts	5301 Inter-Agency Receipts	FishGm - Wildlife Conservation (473)	79.0
Component: Central Region Fisheries Management (2168)			115.0
5007 I/A Rcpts	5301 Inter-Agency Receipts		115.0
Component: AYK Region Fisheries Management (2169)			110.3
5007 I/A Rcpts	5301 Inter-Agency Receipts		110.3
Component: Westward Region Fisheries Management (2170)			60.0
5007 I/A Rcpts	5301 Inter-Agency Receipts		60.0
Component: Statewide Fisheries Management (2171)			852.7
5007 I/A Rcpts	5301 Inter-Agency Receipts	FishGm - Sport Fisheries (464)	720.7
5007 I/A Rcpts	5301 Inter-Agency Receipts	FishGm - Wildlife Conservation (473)	128.0
5007 I/A Rcpts	5301 Inter-Agency Receipts	NatRes - Department-wide	4.0
RDU: Sport Fisheries (145)			830.7
5007 I/A Rcpts	5301 Inter-Agency Receipts		370.7
5007 I/A Rcpts	5301 Inter-Agency Receipts	EnvCon - Department-wide	15.0
5007 I/A Rcpts	5301 Inter-Agency Receipts	FishGm - Administrative Services (479)	308.7
5007 I/A Rcpts	5301 Inter-Agency Receipts	FishGm - EVOS Trustee Council (2693)	27.7
5007 I/A Rcpts	5301 Inter-Agency Receipts	FishGm - Statewide Fisheries Management (2171)	60.8
5007 I/A Rcpts	5301 Inter-Agency Receipts	FishGm - Wildlife Conservation (473)	37.8
5007 I/A Rcpts	5301 Inter-Agency Receipts	H&SS - Department-wide	10.0
Component: Sport Fisheries (464)			830.7
5007 I/A Rcpts	5301 Inter-Agency Receipts		370.7
5007 I/A Rcpts	5301 Inter-Agency Receipts	EnvCon - Department-wide	15.0
5007 I/A Rcpts	5301 Inter-Agency Receipts	FishGm - Administrative Services (479)	308.7
5007 I/A Rcpts	5301 Inter-Agency Receipts	FishGm - EVOS Trustee Council (2693)	27.7
5007 I/A Rcpts	5301 Inter-Agency Receipts	FishGm - Statewide Fisheries Management (2171)	60.8
5007 I/A Rcpts	5301 Inter-Agency Receipts	FishGm - Wildlife Conservation (473)	37.8
5007 I/A Rcpts	5301 Inter-Agency Receipts	H&SS - Department-wide	10.0
RDU: Wildlife Conservation (147)			1,219.0
5007 I/A Rcpts	5301 Inter-Agency Receipts		291.4
5007 I/A Rcpts	5301 Inter-Agency Receipts	Commerce - Department-wide	40.0
5007 I/A Rcpts	5301 Inter-Agency Receipts	EnvCon - Department-wide	10.0
5007 I/A Rcpts	5301 Inter-Agency Receipts	FishGm - Administrative Services (479)	100.0
5007 I/A Rcpts	5301 Inter-Agency Receipts	FishGm - Boards of Fisheries and Game (2048)	1.0
5007 I/A Rcpts	5301 Inter-Agency Receipts	FishGm - Sport Fisheries (464)	311.9
5007 I/A Rcpts	5301 Inter-Agency Receipts	FishGm - State Subsistence Research (2625)	1.0

Inter-Agency Revenue Summary
Department of Fish and Game
Revenue Type 5007 Inter-Agency Receipts Only

Scenario: FY2018 Governor (13956)

Master Revenue Account	Sub Revenue Account	Component	Total
5007 I/A Rcpts	5301 Inter-Agency Receipts	H&SS - Department-wide	1.6
5007 I/A Rcpts	5301 Inter-Agency Receipts	Law - Department-wide	20.0
5007 I/A Rcpts	5301 Inter-Agency Receipts	NatRes - Department-wide	67.5
5007 I/A Rcpts	5301 Inter-Agency Receipts	NOT FOUND	150.0
5007 I/A Rcpts	5301 Inter-Agency Receipts	Trans - Department-wide	24.6
5007 I/A Rcpts	5301 Inter-Agency Receipts	Univ - Department-wide	200.0
Component: Wildlife Conservation Special Projects (474)			1,219.0
5007 I/A Rcpts	5301 Inter-Agency Receipts		291.4
5007 I/A Rcpts	5301 Inter-Agency Receipts	Commerce - Department-wide	40.0
5007 I/A Rcpts	5301 Inter-Agency Receipts	EnvCon - Department-wide	10.0
5007 I/A Rcpts	5301 Inter-Agency Receipts	FishGm - Administrative Services (479)	100.0
5007 I/A Rcpts	5301 Inter-Agency Receipts	FishGm - Boards of Fisheries and Game (2048)	1.0
5007 I/A Rcpts	5301 Inter-Agency Receipts	FishGm - Sport Fisheries (464)	311.9
5007 I/A Rcpts	5301 Inter-Agency Receipts	FishGm - State Subsistence Research (2625)	1.0
5007 I/A Rcpts	5301 Inter-Agency Receipts	H&SS - Department-wide	1.6
5007 I/A Rcpts	5301 Inter-Agency Receipts	Law - Department-wide	20.0
5007 I/A Rcpts	5301 Inter-Agency Receipts	NatRes - Department-wide	67.5
5007 I/A Rcpts	5301 Inter-Agency Receipts	NOT FOUND	150.0
5007 I/A Rcpts	5301 Inter-Agency Receipts	Trans - Department-wide	24.6
5007 I/A Rcpts	5301 Inter-Agency Receipts	Univ - Department-wide	200.0
RDU: Statewide Support Services (148)			15,209.6
5007 I/A Rcpts	5301 Inter-Agency Receipts		12,608.9
5007 I/A Rcpts	5301 Inter-Agency Receipts	Commerce - Department-wide	75.0
5007 I/A Rcpts	5301 Inter-Agency Receipts	FishGm - Administrative Services (479)	1,218.6
5007 I/A Rcpts	5301 Inter-Agency Receipts	FishGm - Sport Fisheries (464)	25.0
5007 I/A Rcpts	5301 Inter-Agency Receipts	FishGm - Statewide Fisheries Management (2171)	25.0
5007 I/A Rcpts	5301 Inter-Agency Receipts	FishGm - Wildlife Conservation (473)	25.0
5007 I/A Rcpts	5301 Inter-Agency Receipts	NatRes - Department-wide	962.5
5007 I/A Rcpts	5301 Inter-Agency Receipts	Trans - Department-wide	269.6
Component: Commissioner's Office (2175)			1,218.6
5007 I/A Rcpts	5301 Inter-Agency Receipts	FishGm - Administrative Services (479)	1,218.6
Component: Administrative Services (479)			6,902.1
5007 I/A Rcpts	5301 Inter-Agency Receipts		6,902.1
Component: Boards of Fisheries and Game (2048)			67.0
5007 I/A Rcpts	5301 Inter-Agency Receipts		67.0
Component: Advisory Committees (2231)			3.9
5007 I/A Rcpts	5301 Inter-Agency Receipts		3.9
Component: Habitat (486)			1,249.0
5007 I/A Rcpts	5301 Inter-Agency Receipts	Commerce - Department-wide	75.0
5007 I/A Rcpts	5301 Inter-Agency Receipts	FishGm - Sport Fisheries (464)	25.0
5007 I/A Rcpts	5301 Inter-Agency Receipts	FishGm - Statewide Fisheries Management (2171)	25.0
5007 I/A Rcpts	5301 Inter-Agency Receipts	FishGm - Wildlife Conservation (473)	25.0
5007 I/A Rcpts	5301 Inter-Agency Receipts	NatRes - Department-wide	829.4
5007 I/A Rcpts	5301 Inter-Agency Receipts	Trans - Department-wide	269.6
Component: State Subsistence Research (2625)			668.2
5007 I/A Rcpts	5301 Inter-Agency Receipts		535.1
5007 I/A Rcpts	5301 Inter-Agency Receipts	NatRes - Department-wide	133.1
Component: State Facilities Maintenance (2367)			5,100.8
5007 I/A Rcpts	5301 Inter-Agency Receipts		5,100.8