

State of Alaska FY2018 Governor's Operating Budget

Department of Revenue

Department of Revenue

Mission

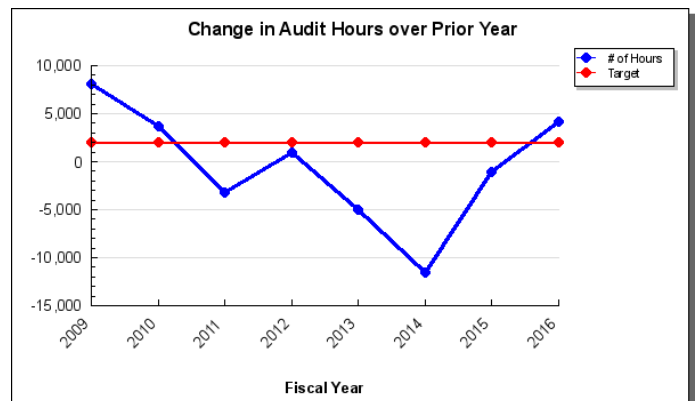
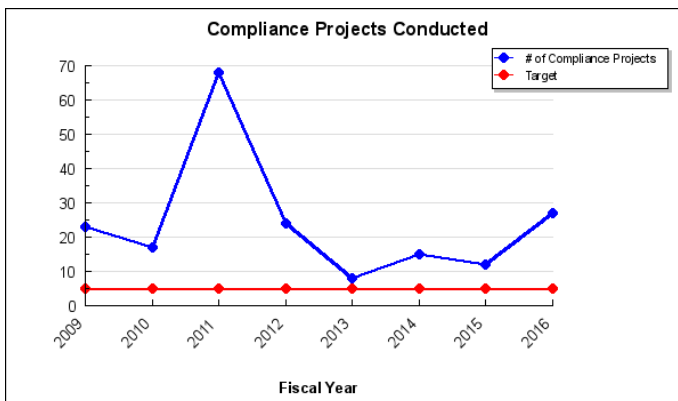
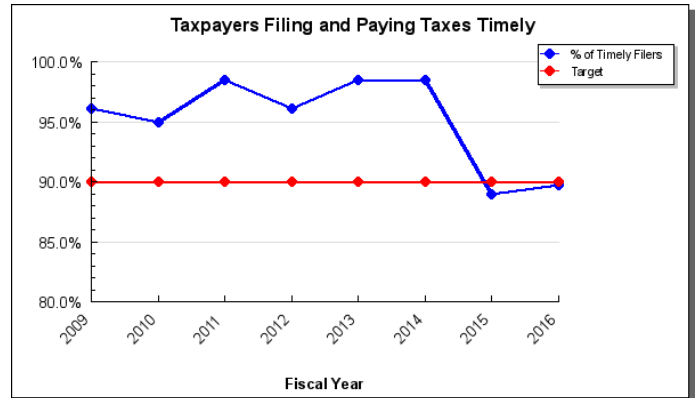
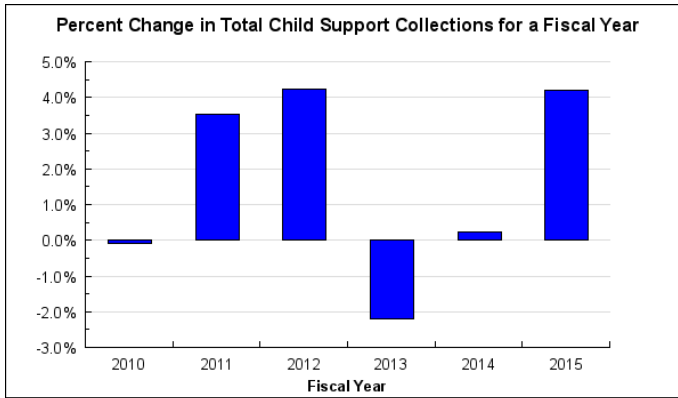
The mission of the Department of Revenue is to collect, distribute and invest funds for public purposes. Alaska Constitution Article 9; AS 25.27, AS 37, AS 43

	Core Services (in priority order)	UGF	DGF	Other	Fed	Total	PFT	PPT	NP	% GF
1	Funds Collection	18,159.0	1,363.1	22,813.1	41,348.2	83,683.4	417	10	7	51.8%
2	Funds Distribution	4,203.6	9,445.1	22,436.0	29,501.0	65,585.7	291	18	6	36.2%
3	Funds Investment	3,284.8	304.1	235,350.3	7,937.7	246,876.9	123	3	4	9.5%
4	Safety for Alaskans	454.2	500.0	405.0	0.0	1,359.2	7	0	0	2.5%
	FY2017 Management Plan	26,101.6	11,612.3	281,004.4	78,786.9	397,505.2	838	31	17	

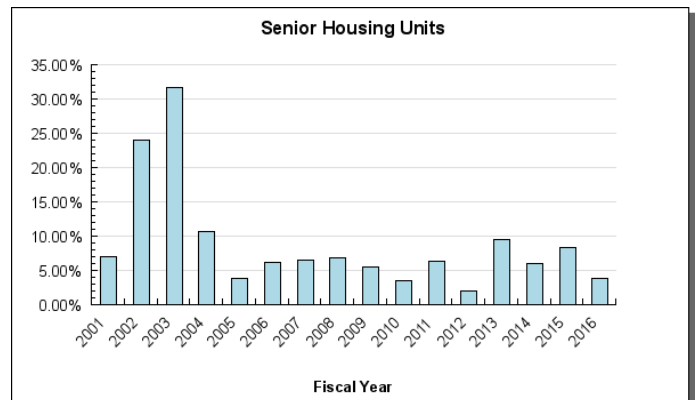
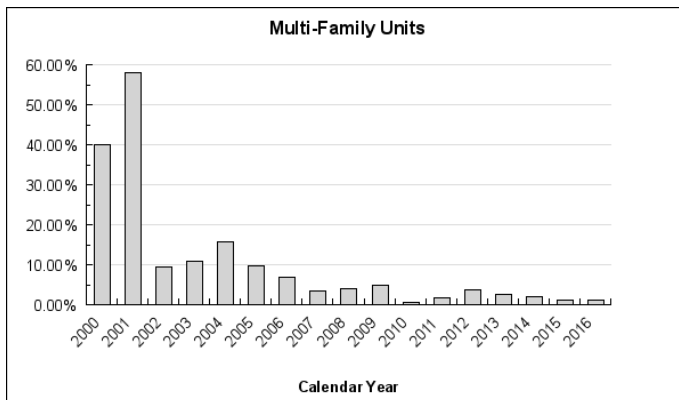
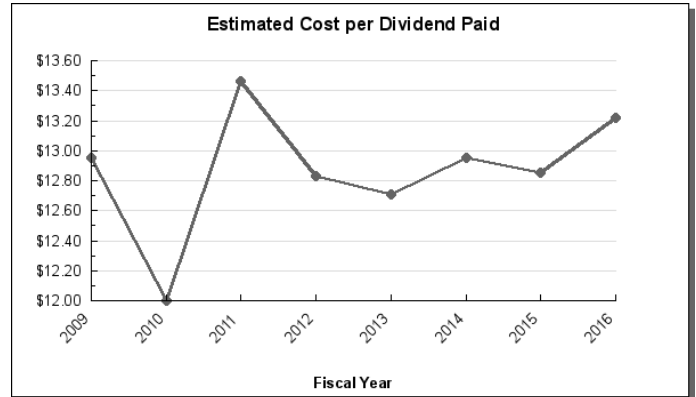
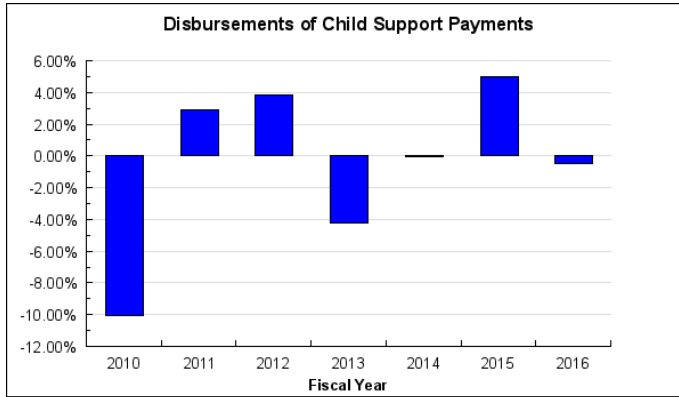
Measures by Core Service

(Additional performance information is available on the web at <https://omb.alaska.gov/results>.)

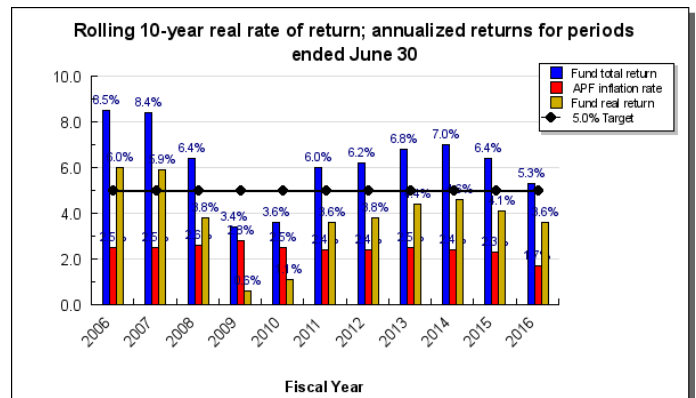
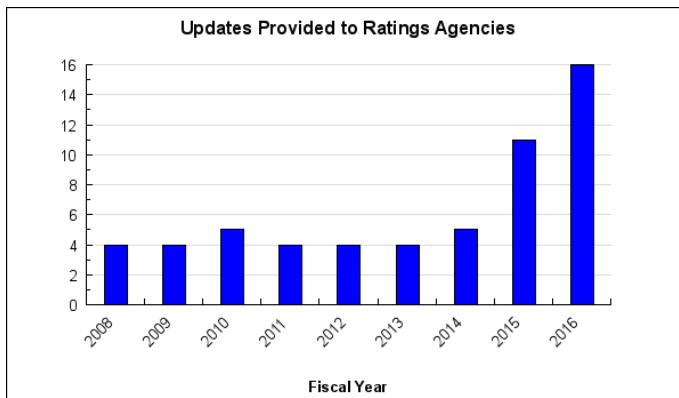
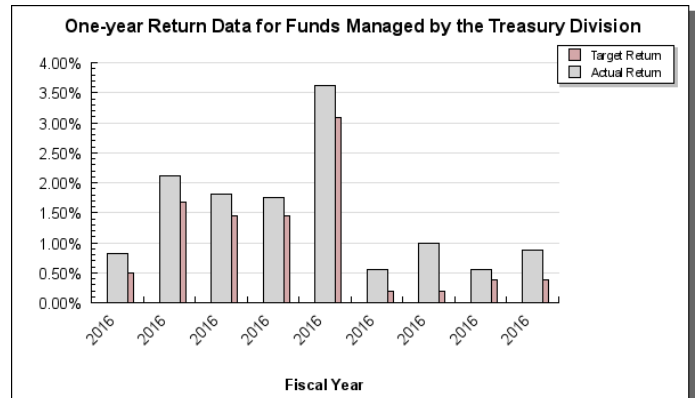
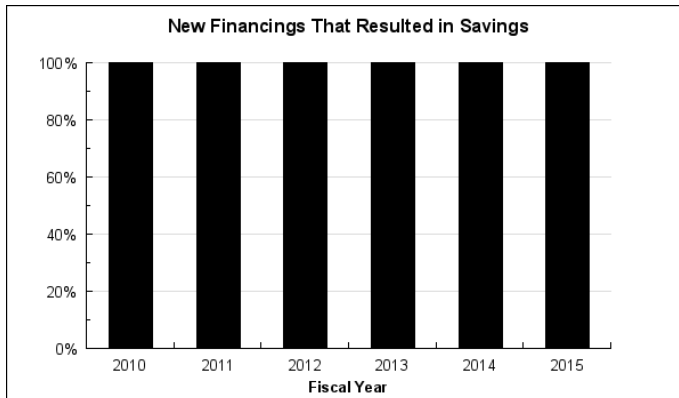
1. Funds Collection



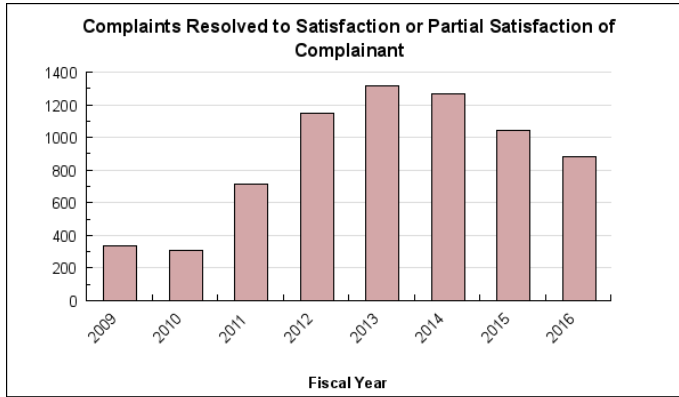
2. Funds Distribution



3. Funds Investment



4. Safety for Alaskans



Major Department Accomplishments in 2016

Funds Collection

- The division continues to present its “Think About It” program in schools across the state. The program is designed to encourage youth to consider the financial impacts of having a child at a young age. Child Support Services presented to 18 classes and 17 additional classes are scheduled for 2015 in Anchorage, Juneau and Kenai.
- Referred 96 criminal cases to the Office of Special Prosecution in FY 16 resulting in \$576,657 in Child Support collected as a result, up from a previous Department-high of 70 cases in FY 15.

Funds Distribution

- Distributed shared taxes and fees of approximately \$45.4 million to 124 communities throughout Alaska
- Online child support financial statements accessible through myAlaska continue to be a success with custodial and noncustodial parents. This tool allows CSSD's clients to access financial information on their child support case online. The division is receiving very positive feedback from clients as they will no longer have to contact customer service or their caseworker or have to wait for their statement to be mailed each month.

Funds Investment

- All 31 non-retirement funds managed by the Treasury Division met or exceeded the benchmark returns, including the General Fund and Other Non-segregated Investments (GeFONSI) and Constitutional Budget Reserve Funds.
- Although the Public Employee Retirement System (PERS) and Teacher Retirement System (TRS) defined benefit retirement plans earned annual returns below their benchmark returns in 2016, the 3 year and 5 year returns exceeded their benchmarks.
- The Permanent Fund's total rate of return for the 10-year period ended June 30, 2016 was 6.4%, slightly higher than the benchmark return of 5.5%.
- The Bond Bank sold four series of bonds in FY 2016, the 2015 Series Three, the 2016 Series One, the 2016 Series Two, and the 2016 Series A. During FY 2016 the Bond Bank issued \$233.0 million in bonds, which resulted in \$256.9 million in loans to communities, the University, and a Regional Health Organization for

refinancing loans or funding new projects. The Bond Bank used these funds to enter into 16 loan agreements with 8 authorized borrowers: The City of Ketchikan, Fairbanks, North Star Borough, University of Alaska, Haines Borough, Kenai Peninsula Borough, City of King Cove, City of Seward, Kodiak Island Borough, City of Klawock, and Tanana Chief's Conference. These borrowers are estimated to have saved over \$75.3 million in reduced issuance costs and lower future interest expense in their funding of schools, school renovations, hydroelectric projects, health care facilities, harbors, utilities, and community projects.

- Although the Home Energy Rebate Program participation waitlist was closed, activity has resulted in 40,700 ratings to date. Over 25,065 rebates have been paid out since the program started in April 2008. The average rebate is \$6,960. In the past fiscal year, \$15.15 million was paid out. The average annual energy saved is estimated at 34%.

Safety for Alaskans

- The Long Term Care Ombudsman's (LTCO) Office made unannounced visits to 212 facilities to monitor conditions and resolve complaints.
- The LTCO provided consultation to 125 providers of long term care and published monthly educational columns in Senior Voice statewide newspaper.

Key Department Challenges

Funds Collection

- To maintain the integrity of core tax programs in the face of resource demands from major revenue and investment initiatives.
- To provide key decision makers with the information necessary to adopt a fiscal plan to ensure that the State of Alaska has the financial resources necessary to provide constitutionally required public services in an era of volatile oil prices and declining production.
- To estimate oil and gas revenues in light of the highly volatile oil and gas market coupled with uncertainties in the U.S. economy.

Funds Distribution

- The federal establishment of tribal child support programs continues to require extensive coordination and personnel time supporting these new entities. The Child Support Services Division continues to work with the two tribal child support programs.
- Increase the use of media venues as well as myPFD info to both disseminate information and request information from individuals.

Funds Investment

- Managing investment risk in the current low interest rate environment and during market volatility.
- State assets managed by Treasury staff, including the GeFONSI and the Constitutional Budget Reserve Fund, totaled \$13.7 billion at June 30, 2016; bringing total assets managed by Treasury to \$42.2 billion, a total which is double that of FY2006. Market volatility, increasingly complex and growing investment mandates and lagging growth in the number of Treasury staff continue to provide investment challenges.

- Maintaining corporate best practices and necessary due diligence for a growing fund and asset allocation.
- The Alaska Municipal Bond Bank Authority will continue to seek to maintain the diversity of the municipalities in the pool, including attempts to attract stronger municipalities with stronger credit ratings, and a broader array of municipal enterprise credits. Having a portfolio of borrowers that represents a diversity of regions and economic activity helps ensure the Bond Bank maintains its favorable credit rating.
- Continue to develop partnering initiatives to leverage funds from private corporations, foundations, and other funding sources for Mental Health Trust beneficiary related programs.

Safety for Alaskans

- To respond to complaints and requests for assistance from the public on behalf of seniors. Between FY2012 and F2016, the number of complaints received dropped from 1,149 to 880.

Significant Changes in Results to be Delivered in FY2018

Funds Collection

- The Tax Division will fully implement their Tax Revenue Management System for all tax types.

Funds Distribution

- No changes in results to be delivered.

Contact Information

Commissioner: Randy Hoffbeck
Phone: (907) 465-2300
Fax: (907) 465-2389
E-mail: randall.hoffbeck@alaska.gov

**Administrative
Services Director:** Dan DeBartolo
Phone: (907) 465-2312
Fax: (907) 465-1685
E-mail: Dan.Debartolo@alaska.gov

FY2018 Capital Budget Request

Project Title	Unrestricted Gen (UGF)	Designated Gen (DGF)	Other Funds	Federal Funds	Total Funds
AHFC Cold Climate Housing Research Center (CCHRC)	1,000,000	0	0	0	1,000,000
AHFC Competitive Grants for Public Housing	350,000	0	0	750,000	1,100,000
AHFC Federal and Other Competitive Grants	1,500,000	0	0	13,700,000	15,200,000
AHFC Housing and Urban Development Capital Fund Program	0	0	0	2,500,000	2,500,000
AHFC Housing and Urban Development Federal HOME Grant	750,000	0	0	3,750,000	4,500,000
AHFC Rental Assistance for Victims - Empowering Choice Housing Program (ECHP)	0	1,500,000	0	0	1,500,000
AHFC Senior Citizens Housing Development Program	1,000,000	0	0	0	1,000,000
AHFC Supplemental Housing Development Program	3,000,000	0	0	0	3,000,000
AHFC Teacher, Health and Public Safety Professionals Housing	1,750,000	0	0	0	1,750,000
AHFC Weatherization Program	0	0	0	1,500,000	1,500,000
MH: AHFC Homeless Assistance Program	6,850,000	0	950,000	0	7,800,000
MH: AHFC Beneficiary and Special Needs Housing	1,500,000	0	200,000	0	1,700,000
Department Total	17,700,000	1,500,000	1,150,000	22,200,000	42,550,000

This is an appropriation level summary only. For allocations and the full project details see the capital budget.

Summary of Department Budget Changes by RDU

From FY2017 Management Plan to FY2018 Governor

All dollars shown in thousands

	<u>Unrestricted Gen (UGF)</u>	<u>Designated Gen (DGF)</u>	<u>Other Funds</u>	<u>Federal Funds</u>	<u>Total Funds</u>
FY2017 Management Plan	26,101.6	11,612.3	281,004.4	78,786.9	397,505.2
Adjustments which get you to start of year:					
-Alaska Housing Finance Corp	0.0	0.0	-1.0	0.0	-1.0
One-time items:					
-Taxation and Treasury	-95.7	-650.0	-60.0	0.0	-805.7
-Child Support Services	0.0	-46.0	0.0	0.0	-46.0
-Mental Health Trust Authority	0.0	0.0	-3,782.2	0.0	-3,782.2
Adjustments which continue current level of service:					
-Taxation and Treasury	-261.3	67.9	419.7	0.0	226.3
-Child Support Services	54.6	46.0	0.0	98.9	199.5
-Administration and Support	5.3	0.0	9.6	8.7	23.6
-Mental Health Trust Authority	9.1	0.0	3,829.2	0.0	3,838.3
-AK Municipal Bond Bank Auth	0.0	0.0	1.5	0.0	1.5
-Alaska Housing Finance Corp	0.0	0.0	100.0	0.0	100.0
-AK Permanent Fund Corporation	0.0	0.0	111.0	0.0	111.0
Proposed budget increases:					
-Taxation and Treasury	0.0	0.0	915.3	0.0	915.3
-Administration and Support	0.0	0.0	445.7	0.0	445.7
Proposed budget decreases:					
-Taxation and Treasury	-195.2	-177.9	-12,245.0	0.0	-12,618.1
-Child Support Services	-218.0	0.0	0.0	-229.0	-447.0
-Administration and Support	0.0	0.0	-406.9	0.0	-406.9
-Mental Health Trust Authority	0.0	-150.0	0.0	0.0	-150.0
-Alaska Housing Finance Corp	0.0	0.0	-100.0	0.0	-100.0
-AK Permanent Fund Corporation	0.0	0.0	-9,446.8	0.0	-9,446.8
FY2018 Governor	25,400.4	10,702.3	260,794.5	78,665.5	375,562.7

Department Totals
Department of Revenue

Description	FY2016 Actuals	FY2017 Conference Committee	FY2017 Authorized	FY2017 Management Plan	FY2018 Governor	FY2017 Management Plan vs FY2018 Governor	
Department Totals	314,418.5	399,274.3	397,505.2	397,505.2	375,562.7	-21,942.5	-5.5%
Objects of Expenditure:							
71000 Personal Services	95,782.0	103,279.5	101,792.4	101,542.7	99,163.8	-2,378.9	-2.3%
72000 Travel	1,235.4	1,963.2	1,963.2	1,946.8	1,732.8	-214.0	
73000 Services	181,998.1	254,983.8	254,701.8	254,993.6	235,718.4	-19,275.2	-7.6%
74000 Commodities	2,384.7	2,691.8	2,691.8	2,681.2	2,594.8	-86.4	-3.2%
75000 Capital Outlay	364.7	556.0	556.0	540.9	452.9	-88.0	-16.3%
77000 Grants, Benefits	32,653.6	35,800.0	35,800.0	35,800.0	35,900.0	100.0	0.3%
78000 Miscellaneous	0.0	0.0	0.0	0.0	0.0	0.0	0.0%
Funding Source:							
1002 Fed Rcpts (Fed)	69,335.3	76,420.9	75,620.1	75,620.1	75,490.0	-130.1	-0.2%
1003 G/F Match (UGF)	7,794.1	7,925.8	7,413.3	7,413.3	7,346.0	-67.3	-0.9%
1004 Gen Fund (UGF)	19,705.7	18,749.9	18,234.1	18,234.1	17,591.1	-643.0	-3.5%
1005 GF/Prgrm (DGF)	1,422.5	1,764.4	1,764.4	1,764.4	1,774.5	10.1	0.6%
1007 I/A Rcpts (Other)	8,064.3	7,950.3	7,950.3	7,950.3	8,942.1	991.8	12.5%
1016 Fed Incent (Fed)	1,600.0	1,800.0	1,800.0	1,800.0	1,800.0	0.0	0.0%
1017 Ben Sys (Other)	21,932.3	31,672.4	31,672.4	31,672.4	26,628.2	-5,044.2	-15.9%
1027 Int Airprt (Other)	23.4	34.5	34.5	34.5	34.6	0.1	0.3%
1029 P/E Retire (Other)	17,988.6	26,733.9	26,733.9	26,733.9	22,167.1	-4,566.8	-17.1%
1034 Teach Ret (Other)	10,924.5	12,326.4	12,326.4	12,326.4	10,290.5	-2,035.9	-16.5%
1037 GF/MH (UGF)	813.3	454.2	454.2	454.2	463.3	9.1	2.0%
1042 Jud Retire (Other)	298.3	439.9	439.9	439.9	365.2	-74.7	-17.0%
1045 Nat Guard (Other)	67.1	276.7	276.7	276.7	240.6	-36.1	-13.0%
1050 PFD Fund (DGF)	7,724.0	8,990.1	8,990.1	8,990.1	8,218.8	-771.3	-8.6%
1061 CIP Rcpts (Other)	2,297.1	3,468.1	3,468.1	3,468.1	3,474.0	5.9	0.2%
1066 Pub School (Other)	182.4	124.6	124.6	124.6	125.4	0.8	0.6%
1092 MHTAAR (Other)	0.0	0.0	60.0	60.0	140.0	80.0	133.3%
1094 MHT Admin (Other)	3,220.5	3,782.2	3,782.2	3,782.2	3,824.1	41.9	1.1%
1103 AHFC Rcpts (Other)	32,799.0	32,539.7	32,539.7	32,539.7	32,438.7	-101.0	-0.3%
1104 MBB Rcpts (Other)	856.7	899.8	899.8	899.8	901.3	1.5	0.2%
1105 PFund Rcpt (Other)	105,884.0	160,453.1	160,453.1	160,453.1	151,117.7	-9,335.4	-5.8%
1108 Stat Desig (Other)	0.0	242.8	242.8	242.8	105.0	-137.8	-56.8%
1133 CSSD Reimb (Fed)	1,100.6	1,366.8	1,366.8	1,366.8	1,375.5	8.7	0.6%
1169 PCE Endow (DGF)	384.8	357.8	357.8	357.8	359.0	1.2	0.3%
1180 Alcohol Fd (DGF)	0.0	500.0	500.0	500.0	350.0	-150.0	-30.0%

Department Totals
Department of Revenue

Description	FY2016 Actuals	FY2017 Conference Committee	FY2017 Authorized	FY2017 Management Plan	FY2018 Governor	FY2017 Management Plan vs FY2018 Governor	
Totals:							
Unrestricted Gen (UGF)	28,313.1	27,129.9	26,101.6	26,101.6	25,400.4	-701.2	-2.7%
Designated Gen (DGF)	9,531.3	11,612.3	11,612.3	11,612.3	10,702.3	-910.0	-7.8%
Other Funds	204,538.2	280,944.4	281,004.4	281,004.4	260,794.5	-20,209.9	-7.2%
Federal Funds	72,035.9	79,587.7	78,786.9	78,786.9	78,665.5	-121.4	-0.2%
 Positions:							
Permanent Full Time	870	863	842	838	810	-28	-3.3%
Permanent Part Time	32	32	32	31	33	2	6.5%
Non Permanent	17	17	17	17	16	-1	-5.9%

Component Summary Unrestricted General Funds Only
Department of Revenue

Results Delivery Unit/ Component	FY2016 Actuals	FY2017 Conference Committee	FY2017 Authorized	FY2017 Management Plan	FY2018 Governor	FY2017 Management Plan vs FY2018 Governor	
Taxation and Treasury							
Tax Division	13,957.5	13,282.0	13,282.0	13,282.0	13,091.9	-190.1	-1.4%
Treasury Division	4,087.3	3,816.2	3,742.4	3,742.4	3,380.3	-362.1	-9.7%
Unclaimed Property	4.5	0.0	0.0	0.0	0.0	0.0	0.0%
RDU Totals:	18,049.3	17,098.2	17,024.4	17,024.4	16,472.2	-552.2	-3.2%
Child Support Services							
Child Support Services	8,358.2	8,487.7	7,975.2	7,975.2	7,811.8	-163.4	-2.0%
RDU Totals:	8,358.2	8,487.7	7,975.2	7,975.2	7,811.8	-163.4	-2.0%
Administration and Support							
Commissioner's Office	235.1	233.7	133.7	133.7	134.7	1.0	0.7%
Administrative Services	515.2	514.1	514.1	514.1	518.4	4.3	0.8%
State Facilities Rent	342.0	342.0	0.0	0.0	0.0	0.0	0.0%
RDU Totals:	1,092.3	1,089.8	647.8	647.8	653.1	5.3	0.8%
Alaska Mental Health Trust Authority							
Mental Health Trust Operations	364.6	0.0	0.0	0.0	0.0	0.0	0.0%
Long Term Care Ombudsman Office	448.7	454.2	454.2	454.2	463.3	9.1	2.0%
RDU Totals:	813.3	454.2	454.2	454.2	463.3	9.1	2.0%
Unrestricted Gen (UGF):	28,313.1	27,129.9	26,101.6	26,101.6	25,400.4	-701.2	-2.7%
Designated Gen (DGF):	0.0	0.0	0.0	0.0	0.0	0.0	0.0%
Other Funds:	0.0	0.0	0.0	0.0	0.0	0.0	0.0%
Federal Funds:	0.0	0.0	0.0	0.0	0.0	0.0	0.0%
Total Funds:	28,313.1	27,129.9	26,101.6	26,101.6	25,400.4	-701.2	-2.7%

Component Summary All Funds
Department of Revenue

Results Delivery Unit/ Component	FY2016 Actuals	FY2017 Conference Committee	FY2017 Authorized	FY2017 Management Plan	FY2018 Governor	FY2017 Management Plan vs FY2018 Governor	
Taxation and Treasury							
Tax Division	15,491.4	15,224.2	15,224.2	15,224.2	14,909.0	-315.2	-2.1%
Treasury Division	8,946.0	9,534.8	9,521.0	9,521.0	10,079.8	558.8	5.9%
Unclaimed Property	537.4	581.0	581.0	581.0	584.5	3.5	0.6%
AK Retirement Management Board	7,009.9	9,245.5	9,245.5	9,245.5	9,594.0	348.5	3.8%
ARM Custody and Mgt Fees	44,076.8	62,106.7	62,106.7	62,106.7	50,000.0	-12,106.7	-19.5%
Permanent Fund Dividend Division	7,833.7	9,382.9	9,382.9	9,382.9	8,611.8	-771.1	-8.2%
RDU Totals:	83,895.2	106,075.1	106,061.3	106,061.3	93,779.1	-12,282.2	-11.6%
Child Support Services							
Child Support Services	26,023.4	27,376.4	26,063.1	26,063.1	25,769.6	-293.5	-1.1%
RDU Totals:	26,023.4	27,376.4	26,063.1	26,063.1	25,769.6	-293.5	-1.1%
Administration and Support							
Commissioner's Office	1,190.0	1,012.2	912.2	912.2	917.2	5.0	0.5%
Administrative Services	2,848.9	2,286.7	2,286.7	2,286.7	2,750.5	463.8	20.3%
State Facilities Rent	342.0	342.0	0.0	0.0	0.0	0.0	0.0%
Criminal Investigations Unit	351.9	406.4	406.4	406.4	0.0	-406.4	-100.0%
RDU Totals:	4,732.8	4,047.3	3,605.3	3,605.3	3,667.7	62.4	1.7%
Alaska Mental Health Trust Authority							
Mental Health Trust Operations	3,715.1	4,312.2	4,312.2	4,312.2	4,204.1	-108.1	-2.5%
Long Term Care Ombudsman Office	870.8	859.2	859.2	859.2	873.4	14.2	1.7%
RDU Totals:	4,585.9	5,171.4	5,171.4	5,171.4	5,077.5	-93.9	-1.8%
Alaska Municipal Bond Bank Authority							
AMBBA Operations	856.7	1,004.8	1,004.8	1,004.8	1,006.3	1.5	0.1%
RDU Totals:	856.7	1,004.8	1,004.8	1,004.8	1,006.3	1.5	0.1%
Alaska Housing Finance Corporation							
AHFC Operations	88,304.6	94,660.5	94,660.5	94,660.5	94,759.5	99.0	0.1%
Anc. State Office Building	95.5	100.0	100.0	100.0	0.0	-100.0	-100.0%
AK Corp for Affordable Housing	134.0	479.4	479.4	479.4	479.4	0.0	0.0%
RDU Totals:	88,534.1	95,239.9	95,239.9	95,239.9	95,238.9	-1.0	0.0%
Alaska Permanent Fund Corporation							
APFC Operations	9,992.5	12,168.4	12,168.4	12,168.4	12,254.4	86.0	0.7%
APFC Investment Management Fees	0.0	148,191.0	148,191.0	148,191.0	138,769.2	-9,421.8	-6.4%
RDU Totals:	9,992.5	160,359.4	160,359.4	160,359.4	151,023.6	-9,335.8	-5.8%
APFC Investment Management Fees							
APFC Investment Management Fees	95,797.9	0.0	0.0	0.0	0.0	0.0	0.0%
RDU Totals:	95,797.9	0.0	0.0	0.0	0.0	0.0	0.0%
Unrestricted Gen (UGF):	28,313.1	27,129.9	26,101.6	26,101.6	25,400.4	-701.2	-2.7%
Designated Gen (DGF):	9,531.3	11,612.3	11,612.3	11,612.3	10,702.3	-910.0	-7.8%
Other Funds:	204,538.2	280,944.4	281,004.4	281,004.4	260,794.5	-20,209.9	-7.2%
Federal Funds:	72,035.9	79,587.7	78,786.9	78,786.9	78,665.5	-121.4	-0.2%
Total Funds:	314,418.5	399,274.3	397,505.2	397,505.2	375,562.7	-21,942.5	-5.5%

Component Summary All Funds
Department of Revenue

Results Delivery Unit/ Component	FY2016 Actuals	FY2017 Conference Committee	FY2017 Authorized	FY2017 Management Plan	FY2018 Governor	FY2017 Management Plan vs FY2018 Governor	
Permanent Full Time:	870	863	842	838	810	-28	-3.3%
Permanent Part Time:	32	32	32	31	33	2	6.5%
Non Permanent:	17	17	17	17	16	-1	-5.9%
Total Positions:	919	912	891	886	859	-27	-3.0%

Inter-Agency Revenue Summary
Department of Revenue
Revenue Type 5007 Inter-Agency Receipts Only

Scenario: FY2018 Governor (13956)

Master Revenue Account	Sub Revenue Account	Component	Total
Department of Revenue Totals:			8,942.1
5007 I/A Rcpts	5301 Inter-Agency Receipts		1,639.1
5007 I/A Rcpts	5301 Inter-Agency Receipts	H&SS - Department-wide	1,210.1
5007 I/A Rcpts	5301 Inter-Agency Receipts	Rev - AK Retirement Management Board (2813)	6,042.9
5007 I/A Rcpts	5301 Inter-Agency Receipts	Rev - Long Term Care Ombudsman Office (2749)	30.0
5007 I/A Rcpts	5301 Inter-Agency Receipts	Univ - Department-wide	20.0
RDU: Taxation and Treasury (510)			6,062.9
5007 I/A Rcpts	5301 Inter-Agency Receipts	Rev - AK Retirement Management Board (2813)	6,042.9
5007 I/A Rcpts	5301 Inter-Agency Receipts	Univ - Department-wide	20.0
Component: Treasury Division (121)			6,042.9
5007 I/A Rcpts	5301 Inter-Agency Receipts	Rev - AK Retirement Management Board (2813)	6,042.9
Component: Permanent Fund Dividend Division (981)			20.0
5007 I/A Rcpts	5301 Inter-Agency Receipts	Univ - Department-wide	20.0
RDU: Administration and Support (50)			1,639.1
5007 I/A Rcpts	5301 Inter-Agency Receipts		1,639.1
Component: Commissioner's Office (123)			193.2
5007 I/A Rcpts	5301 Inter-Agency Receipts		193.2
Component: Administrative Services (125)			1,445.9
5007 I/A Rcpts	5301 Inter-Agency Receipts		1,445.9
RDU: Alaska Mental Health Trust Authority (47)			440.1
5007 I/A Rcpts	5301 Inter-Agency Receipts	H&SS - Department-wide	410.1
5007 I/A Rcpts	5301 Inter-Agency Receipts	Rev - Long Term Care Ombudsman Office (2749)	30.0
Component: Mental Health Trust Operations (1423)			30.0
5007 I/A Rcpts	5301 Inter-Agency Receipts	Rev - Long Term Care Ombudsman Office (2749)	30.0
Component: Long Term Care Ombudsman Office (2749)			410.1
5007 I/A Rcpts	5301 Inter-Agency Receipts	H&SS - Department-wide	410.1
RDU: Alaska Housing Finance Corporation (46)			800.0
5007 I/A Rcpts	5301 Inter-Agency Receipts	H&SS - Department-wide	800.0
Component: AHFC Operations (110)			800.0
5007 I/A Rcpts	5301 Inter-Agency Receipts	H&SS - Department-wide	800.0