

State of Alaska FY2019 Governor's Operating Budget

Department of Fish and Game State Subsistence Research Component Budget Summary

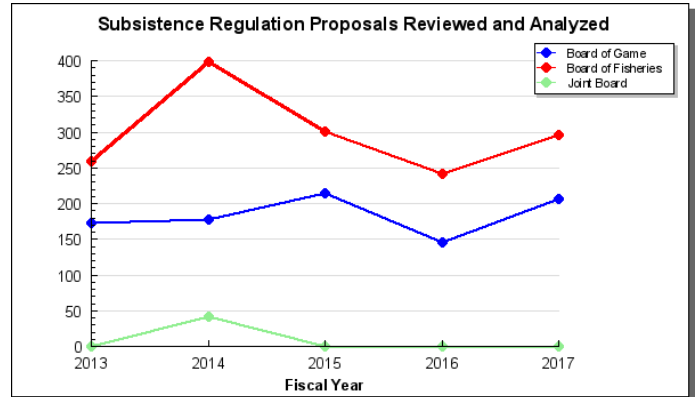
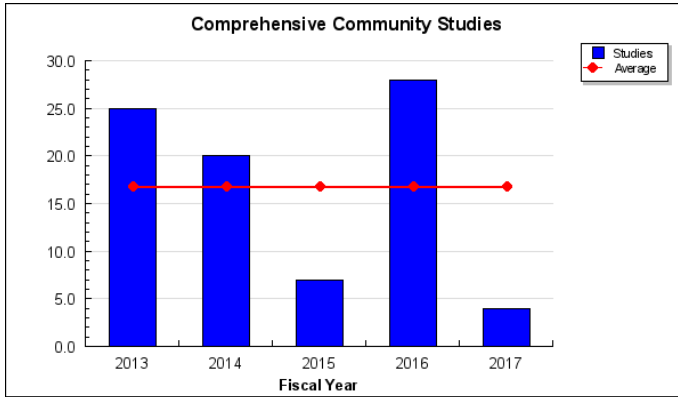
Component: State Subsistence Research

Contribution to Department's Mission

To scientifically gather, quantify, evaluate, and report information about customary and traditional uses of Alaska's fish and wildlife resources. (AS 16.05.094)

Results

(Additional performance information is available on the web at <https://omb.alaska.gov/results>.)



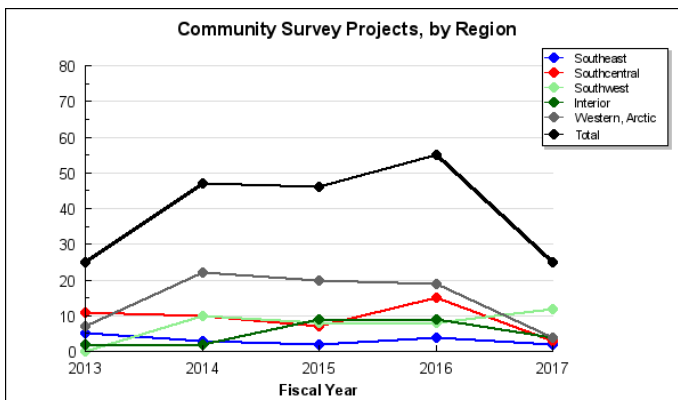
Core Services

- Compile and analyze existing data; conduct research to gather information on the role of hunting and fishing by Alaskans for customary and traditional uses.
- Disseminate current subsistence use information to the public; appropriate agencies and organizations; and fisheries and wildlife management divisions.
- Assist the Board of Fisheries, the Board of Game, and the Joint Board of Fisheries and Game to evaluate customary and traditional uses of Alaska's fish and wildlife resources and amounts reasonably necessary for subsistence uses (ANS) of those resources.
- Assist fisheries and wildlife managers in preparing management plans to ensure information on customary and traditional uses and fish and wildlife harvests is incorporated.

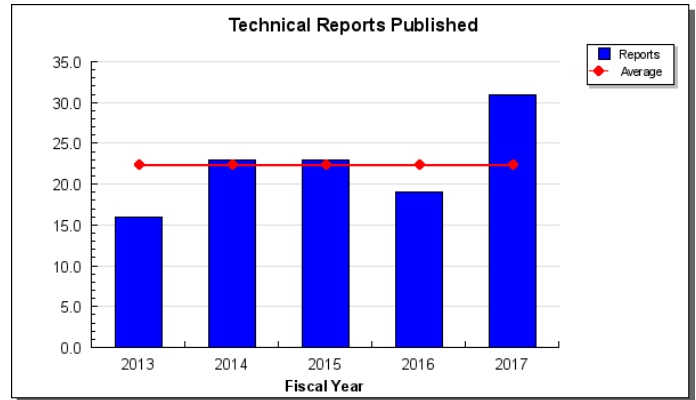
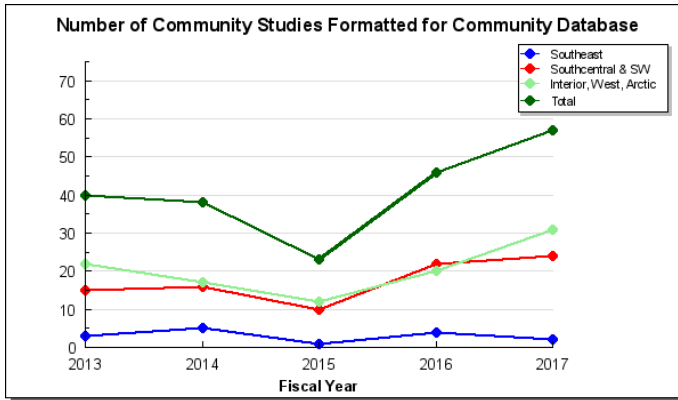
Measures by Core Service

(Additional performance information is available on the web at <https://omb.alaska.gov/results>.)

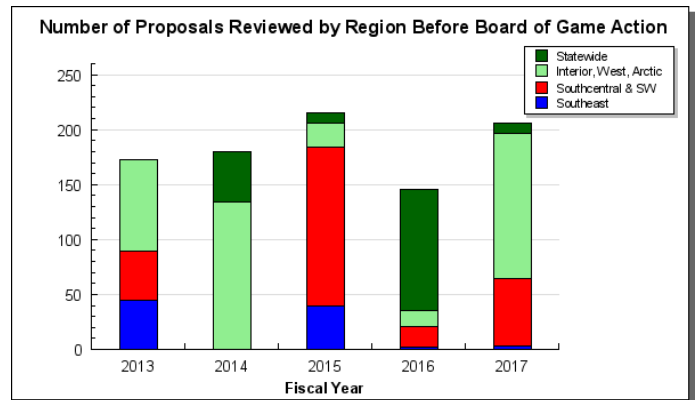
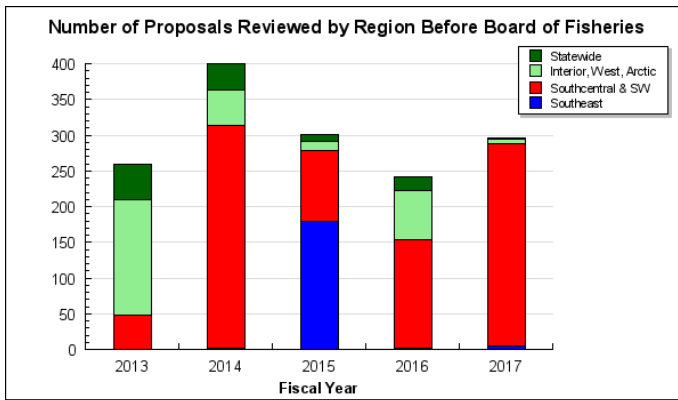
1. Compile and analyze existing data; conduct research to gather information on the role of hunting and fishing by Alaskans for customary and traditional uses.



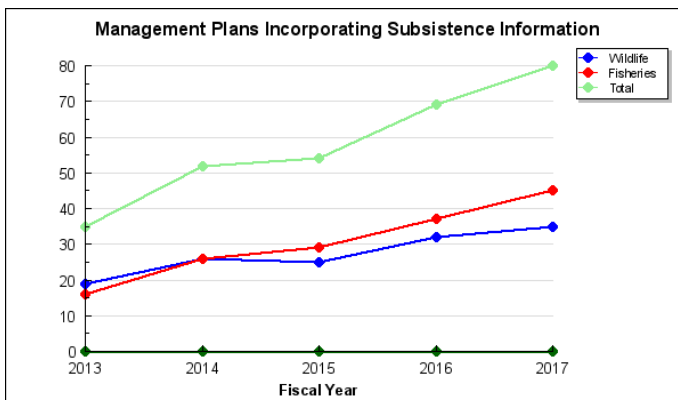
2. Disseminate current subsistence use information to the public; appropriate agencies and organizations; and fisheries and wildlife management divisions.



3. Assist the Board of Fisheries, the Board of Game, and the Joint Board of Fisheries and Game to evaluate customary and traditional uses of Alaska's fish and wildlife resources and amounts reasonably necessary for subsistence uses (ANS) of those resources.



4. Assist fisheries and wildlife managers in preparing management plans to ensure information on customary and traditional uses and fish and wildlife harvests is incorporated.



Major Component Accomplishments in 2017

Reports and Data Completed

In FY2017 (the latest year for which information is available), division staff completed 31 technical papers and special reports. In addition, staff completed updates from 57 communities to the statewide subsistence harvest information system.

The division's research program continues to be a key component of the department's efforts to understand declining Chinook salmon runs and the implications to subsistence users and uses of this resource. Staff have completed the Alaska Liquid Natural Gas subsistence research project which provides baseline information about contemporary harvests and uses of fish, wildlife, and plant resources, including traditional knowledge about these resources, community demography, and economics in the communities situated along the proposed pipeline route.

Fish and Game Boards Support

The Board of Fisheries and Board of Game continued to consider information provided by the division as they deliberated on proposals for changes in hunting and fishing regulations. The division reviewed 502 proposals and agenda change requests, and provided information to the boards on customary and traditional uses, and for making determinations of amounts of fish and wildlife reasonably necessary for subsistence uses in several areas of the state. The Board of Fisheries acted on subsistence proposals primarily for the Southcentral and Southwest management areas. The Board of Game addressed subsistence harvests and uses and Tier II hunts, mainly in the Interior, Western and Arctic areas, as well as a new opportunity for emperor geese.

Special Assignments

The division provided information and analysis of subsistence information as follows:

- To the Federal Subsistence Board in providing the State of Alaska analysis and recommendations for proposals affecting subsistence uses of fish and wildlife on federal public lands.
- To the North Pacific Fishery Management Council and the International Pacific Halibut Commission on uses of halibut for subsistence as part of their review and consideration of changes to subsistence halibut fishing regulations.
- To the Alaska Migratory Bird Co-Management Council on subsistence bird hunting and harvest estimation as part of their consideration of hunting regulations and harvest monitoring programs in different regions of the state. The U.S. Fish & Wildlife Service transferred the coordination of the council's harvest assessment program to the Division of Subsistence, including final harvest reports.
- To the Yukon River Panel. The division director serves as alternate co-chair of the U.S.-Canada Yukon River Panel, which is charged with implementing provisions and obligations of the Pacific Salmon Treaty with Canada. Other division staff participate as members of the scientific Joint Technical Committee of the Yukon Panel. The division also has a lead role with the Arctic-Yukon-Kuskokwim Sustainable Salmon Initiative, both on the Steering Committee and the Scientific Technical Committee.
- To the Kuskokwim Salmon Management Working Group and a new group that includes the department, the Kuskokwim Inter-Tribal Fish Commission and the US Fish & Wildlife Service. This group is working towards a unified fisheries management plan on the Kuskokwim River that incorporates a collaborative approach between the three entities.
- In addition, multiple staff work in-season on both the Kuskokwim and Yukon rivers in an effort to provide current and direct local and traditional ecological knowledge from villages to contribute to subsistence fishery managers' responsiveness to subsistence needs along both rivers and to provide up to date information about management decisions and in season run assessment project information to improve communications.

Key Component Challenges

One of the division's goals is to continue collecting information representative communities and regions of the state, and provide the public with updated information and analysis of subsistence harvests and uses. Higher costs and reduced grant funds make this a challenging goal to achieve, due to managing obligations from grant funding sources other than state general funds.

Acquisition of Customary and Traditional Harvest and Use Information

- To the extent that funds are available, the division will continue annual harvest monitoring for state subsistence salmon fisheries for key areas where harvest information is essential for management and regulatory decisions.
- The division will prioritize declining funds to ensure that essential scientific information is provided to the public, the Board of Fisheries, Board of Game, fish and game managers, local fish and game advisory committees, Federal Subsistence Board, inter-tribal commissions, for regulation and management of fish and wildlife for subsistence uses, consistent with state law and the sustained yield principle.

- The division will continue to serve the public from the Bethel field office through seasonal relocation, as well as in Douglas, Dillingham, Anchorage, and Fairbanks, in order to obtain local ecological knowledge and traditional knowledge.

Information Management, Analysis, and Dissemination

- The division will continue analyzing customary and traditional harvest and use information as it is acquired. Unrestricted fund availability is important to address subsistence concerns voiced by the public at Board of Fisheries and Board of Game meetings, as well as at other venues. Harvest data are maintained in separate databases by several divisions; subsistence harvest and use data are not compiled and analyzed in a comprehensive fashion to present to regulatory boards, policymakers, and the public. Due to budget reductions, on-demand analyses and presentations of comprehensive subsistence harvest information are not part of annual operations, and require reprogramming staff and funding from other core services to address issues as requested by boards and policymaking bodies. Constraints in meeting these short notice requests are occurring.
- Based on funds available, the division will continue to analyze the impacts of, and provide information for, subsistence resource issues that may require regulatory actions due to climate change and food security, and continue to coordinate efforts with other departments and agencies to assist in potential regulatory responses in their arenas as necessary.
- The division continues to assist the Board of Game and Board of Fisheries in reviewing customary and traditional uses and amounts reasonably necessary for subsistence (ANS) findings for fish stocks and game populations subject to subsistence uses, especially for species with management concerns or allocation issues.
- The division continues to contribute to the department's review and analysis of legal challenges, legislation, ESA listings, and EIS filings affecting customary and traditional uses of fish and wildlife resources by all Alaskans. This is an essential service, and we have reprogrammed staff and funding from core services in order to provide a rapid response to requests by the Department of Law, the Alaska State Legislature, and the Office of the Governor and Lieutenant Governor.

Significant Changes in Results to be Delivered in FY2019

The division anticipates the delivery of significant updates to subsistence research results from partnership projects with other state and federal agencies, including important updates to findings in communities along the proposed route of a natural gas pipeline, and in regional hub communities such as Bethel, Naknek, and Dillingham. This year we will also finalize the last of the research projects funded by the multi-year statewide Chinook Salmon Research Initiative. The final reports will be added to the earlier reports found online in the ADF&G website.

Statutory and Regulatory Authority

AS 16.05.094
AS 16.05.258
AS 16.05.090
5 AAC 99.010
AS 37.14.400

Contact Information

Contact: Hazel Nelson, Director
Phone: (907) 267-2190
Fax: (907) 267-2450
E-mail: hazel.nelson@alaska.gov

State Subsistence Research Personal Services Information				
Authorized Positions			Personal Services Costs	
	FY2018 Management Plan	FY2019 Governor		
Full-time	21	21	Annual Salaries	2,481,015
Part-time	23	21	Premium Pay	0
Nonpermanent	5	3	Annual Benefits	1,523,817
			<i>Less 2.13% Vacancy Factor</i>	(85,132)
			Lump Sum Premium Pay	0
Totals	49	45	Total Personal Services	3,919,700

Position Classification Summary					
Job Class Title	Anchorage	Fairbanks	Juneau	Others	Total
College Intern I	2	0	0	0	2
Division Director	1	0	0	0	1
Division Operations Manager	1	0	0	0	1
F&W Technician III	0	6	0	0	6
Fish & Game Program Tech	2	1	0	0	3
Graduate Intern I	0	1	0	0	1
Publications Spec II	1	0	0	0	1
Publications Tech II	1	1	0	0	2
Research Analyst II	1	0	0	0	1
Research Analyst III	3	0	0	0	3
Research Analyst IV	2	0	0	0	2
Subsist Resource Spec I	1	4	0	0	5
Subsist Resource Spec II	6	3	0	1	10
Subsist Resource Spec III	0	3	1	0	4
Subsistence Program Manager	2	1	0	0	3
Totals	23	20	1	1	45

Component Detail All Funds
Department of Fish and Game

Component: State Subsistence Research (2625)
RDU: Statewide Support Services (148)

Non-Formula Component

	FY2017 Actuals	FY2018 Conference Committee	FY2018 Authorized	FY2018 Management Plan	FY2019 Governor	FY2018 Management Plan vs FY2019 Governor	
71000 Personal Services	3,347.5	3,903.9	3,903.9	3,903.9	3,919.7	15.8	0.4%
72000 Travel	235.9	245.7	245.7	245.7	245.7	0.0	0.0%
73000 Services	728.7	1,228.7	1,228.7	1,228.7	950.4	-278.3	-22.6%
74000 Commodities	44.9	181.8	181.8	181.8	181.8	0.0	0.0%
75000 Capital Outlay	0.0	5.0	5.0	5.0	5.0	0.0	0.0%
77000 Grants, Benefits	0.0	0.0	0.0	0.0	0.0	0.0	0.0%
78000 Miscellaneous	0.0	0.0	0.0	0.0	0.0	0.0	0.0%
Totals	4,357.0	5,565.1	5,565.1	5,565.1	5,302.6	-262.5	-4.7%
Fund Sources:							
1002Fed Rcpts (Fed)	925.5	1,347.9	1,347.9	1,347.9	1,351.6	3.7	0.3%
1004Gen Fund (UGF)	2,491.9	2,504.8	2,504.8	2,504.8	2,510.1	5.3	0.2%
1007I/A Rcpts (Other)	305.4	668.2	668.2	668.2	592.6	-75.6	-11.3%
1061CIP Rcpts (Other)	453.2	681.0	681.0	681.0	484.3	-196.7	-28.9%
1108Stat Desig (Other)	181.0	363.2	363.2	363.2	364.0	0.8	0.2%
Unrestricted General (UGF)	2,491.9	2,504.8	2,504.8	2,504.8	2,510.1	5.3	0.2%
Designated General (DGF)	0.0	0.0	0.0	0.0	0.0	0.0	0.0%
Other Funds	939.6	1,712.4	1,712.4	1,712.4	1,440.9	-271.5	-15.9%
Federal Funds	925.5	1,347.9	1,347.9	1,347.9	1,351.6	3.7	0.3%
Positions:							
Permanent Full Time	23	20	20	21	21	0	0.0%
Permanent Part Time	21	24	24	23	21	-2	-8.7%
Non Permanent	10	5	5	5	3	-2	-40.0%

Change Record Detail - Multiple Scenarios with Descriptions
Department of Fish and Game

Component: State Subsistence Research (2625)
RDU: Statewide Support Services (148)

Scenario/Change Record Title	Trans Type	Totals	Personal Services	Travel	Services	Commodities	Capital Outlay	Grants, Benefits	Miscellaneous	Positions		NP
										PFT	PPT	
***** Changes From FY2018 Conference Committee To FY2018 Authorized *****												
FY2018 Conference Committee												
ConfCom		5,565.1	3,903.9	245.7	1,228.7	181.8	5.0	0.0	0.0	20	24	5
1002 Fed Rcpts		1,347.9										
1004 Gen Fund		2,504.8										
1007 I/A Rcpts		668.2										
1061 CIP Rcpts		681.0										
1108 Stat Desig		363.2										
Subtotal		5,565.1	3,903.9	245.7	1,228.7	181.8	5.0	0.0	0.0	20	24	5
***** Changes From FY2018 Authorized To FY2018 Management Plan *****												
Change Part-Time Subsistence Resource Specialist III (11-0441) to Full-Time												
PosAdj		0.0	0.0	0.0	0.0	0.0	0.0	0.0	0.0	1	-1	0
Change a part-time Subsistence Resource Specialist III (11-0441) to full-time. This change is due to increased workload and the combination of lead research responsibility, regulatory support, and planning for contractual obligations results in a programmatic need for a full time position.												
Subtotal		5,565.1	3,903.9	245.7	1,228.7	181.8	5.0	0.0	0.0	21	23	5
***** Changes From FY2018 Management Plan To FY2019 Governor *****												
Delete Long-Term Vacant Positions												
Dec		-278.3	0.0	0.0	-278.3	0.0	0.0	0.0	0.0	0	-2	-2
1007 I/A Rcpts		-78.3										
1061 CIP Rcpts		-200.0										
Four positions to be deleted: 1. 11-0465 part time Fish and Wildlife Technician III range 11 located in Fairbanks. 2. 11-5330 part time Fish and Wildlife Technician III range 11 located in Dillingham. 3. 11-N08146 non-permanent College Intern I range 8 located in Fairbanks. 4. 11-IN1203 non-permanent Graduate Intern I range 14 located in Fairbanks.												
Approximately \$12.0 of general funds associated with deleted PCNs need to be retained to cover increased core service costs. Other fund source reductions are to align with planned spending and to reduce unrealizable funding.												
FY2019 Salary and Health Insurance Increases												
SalAdj		15.8	15.8	0.0	0.0	0.0	0.0	0.0	0.0	0	0	0
1002 Fed Rcpts		3.7										
1004 Gen Fund		5.3										
1007 I/A Rcpts		2.7										
1061 CIP Rcpts		3.3										

Change Record Detail - Multiple Scenarios with Descriptions
Department of Fish and Game

Component: State Subsistence Research (2625)

RDU: Statewide Support Services (148)

Scenario/Change Record Title	Trans Type	Totals	Personal Services	Travel	Services	Commodities	Capital Outlay	Grants, Benefits	Miscellaneous	Positions		
										PFT	PPT	NP
1108 Stat Desig		0.8										
Salary and Health Insurance Increases: \$15.8												
Calculate FY2019 increase to GGU Health Insurance from \$1389 to \$1432 per member per month.												
	Totals	5,302.6	3,919.7	245.7	950.4	181.8	5.0	0.0	0.0	21	21	3

Personal Services Expenditure Detail
Department of Fish and Game

Scenario: FY2019 Governor (14641)
Component: State Subsistence Research (2625)
RDU: Statewide Support Services (148)

PCN	Job Class Title	Time Status	Retire Code	Barg Unit	Location	Salary Sched	Range / Step	Comp Months	Split / Count	Annual Salaries	COLA	Premium Pay	Annual Benefits	Total Costs	UGF Amount
11-0400	Division Director	FT	A	XE	Anchorage	N00	27J / K	12.0		127,844	0	0	63,751	191,595	191,595
11-0401	Research Analyst III	FT	A	GP	Anchorage	200	18E / F	12.0		66,126	0	0	40,624	106,750	0
11-0402	Subsist Resource Spec III	FT	A	GP	Fairbanks	203	18C / D	12.0		63,354	0	0	39,647	103,001	65,653
11-0403	Research Analyst III	PT	A	GP	Anchorage	200	18K	11.0		69,179	0	0	40,257	109,436	42,133
11-0405	Subsistence Program Manager	FT	A	SS	Anchorage	99	22Q / R	12.0		129,082	0	0	64,308	193,390	165,194
11-0408	Subsist Resource Spec II	PT	A	GP	Fairbanks	203	16A	11.0		46,992	0	0	32,436	79,428	50,040
11-0409	Subsist Resource Spec III	FT	A	GP	Fairbanks	203	18G	12.0		72,324	0	0	42,809	115,133	48,356
11-0411	Fish & Game Program Tech	FT	A	GP	Fairbanks	203	12B / C	12.0		41,832	0	0	32,060	73,892	26,601
11-0412	Publications Tech II	PT	A	GP	Fairbanks	203	13E / F	11.0		44,254	0	0	31,471	75,725	16,660
11-0413	Subsist Resource Spec II	FT	A	GP	Anchorage	200	16D / E	12.0		56,826	0	0	37,345	94,171	43,319
11-0415	Division Operations Manager	FT	A	SS	Anchorage	200	24F / J	12.0		107,646	0	0	56,775	164,421	164,421
11-0416	Subsist Resource Spec I	FT	A	GP	Anchorage	200	14A	12.0		43,332	0	0	32,589	75,921	35,683
11-0420	Fish & Game Program Tech	FT	A	GP	Kotzebue	260	12A / B	0.5	*	2,619	0	0	1,645	4,264	0
11-0422	Subsist Resource Spec III	FT	A	GP	Douglas	205	18G / J	12.0		75,744	0	0	44,014	119,758	69,364
11-0423	Subsist Resource Spec II	FT	A	GP	Anchorage	200	16D / E	12.0		55,551	0	0	36,896	92,447	39,281
11-0425	Subsist Resource Spec I	PT	A	GP	Fairbanks	203	14B / C	11.0		43,216	0	0	31,105	74,321	12,493
11-0426	Subsist Resource Spec II	PT	A	GP	Anchorage	200	16J	11.0		58,630	0	0	36,539	95,169	38,544
11-0427	Subsist Resource Spec II	PT	A	GP	Anchorage	200	16A	11.0		45,628	0	0	31,955	77,583	38,582
11-0429	Subsist Resource Spec I	PT	A	GP	Fairbanks	203	14B / C	11.0		43,216	0	0	31,105	74,321	12,389
11-0430	Subsist Resource Spec II	FT	A	GP	Anchorage	99	16O	12.0		76,884	0	0	44,416	121,300	63,683
11-0431	Subsistence Program Manager	FT	A	SS	Anchorage	200	22E / F	12.0		91,331	0	0	51,024	142,355	126,938
11-0433	Publications Tech II	PT	A	GP	Anchorage	200	13F / G	10.0		40,760	0	0	21,582	62,342	23,378
11-0435	Subsistence Program Manager	FT	A	SS	Fairbanks	203	22F	12.0		95,304	0	0	52,425	147,729	138,496
11-0438	Subsist Resource Spec II	PT	A	GP	Dillingham	237	16A	11.0		62,513	0	0	37,907	100,420	58,916
11-0440	Subsist Resource Spec I	PT	A	GP	Fairbanks	203	14E / F	11.0		47,232	0	0	32,521	79,753	0
11-0441	Subsist Resource Spec III	FT	A	GP	Fairbanks	203	18B / C	12.0		61,680	0	0	39,057	100,737	63,464
11-0442	Research Analyst III	PT	A	GP	Anchorage	200	18C / D	11.0		56,473	0	0	35,778	92,251	28,090
11-0444	Fish & Game Program Tech	FT	A	GP	Anchorage	200	12C / D	12.0		40,972	0	0	31,757	72,729	46,059
11-0446	F&W Technician III	PT	A	GP	Fairbanks	203	11A	6.0		18,546	0	0	15,195	33,741	0
11-0447	Subsist Resource Spec II	PT	A	GP	Fairbanks	203	16A	11.0		46,992	0	0	32,436	79,428	0
11-0448	Subsist Resource Spec II	PT	A	GP	Fairbanks	203	16A	11.0		46,992	0	0	32,436	79,428	9,023
11-0449	Subsist Resource Spec II	FT	A	GP	Anchorage	200	16B / C	12.0		52,809	0	0	35,930	88,739	62,117
11-0450	Subsist Resource Spec I	PT	A	GP	Fairbanks	203	14A	11.0		40,909	0	0	30,292	71,201	12,966
11-0456	Publications Spec II	FT	A	GP	Anchorage	200	16D / E	12.0		57,336	0	0	37,525	94,861	76,752
11-0457	Research Analyst IV	FT	A	SS	Anchorage	99	21K	12.0		93,108	0	0	51,651	144,759	0

Note: If a position is split, an asterisk (*) will appear in the Split/Count column. If the split position is also counted in the component, two asterisks (**) will appear in this column. [No valid job title] appearing in the Job Class Title indicates that the PCN has an invalid class code or invalid range for the class code effective date of this scenario.

Personal Services Expenditure Detail
Department of Fish and Game

Scenario: FY2019 Governor (14641)
Component: State Subsistence Research (2625)
RDU: Statewide Support Services (148)

PCN	Job Class Title	Time Status	Retire Code	Barg Unit	Location	Salary Sched	Range / Step	Comp Months	Split / Count	Annual Salaries	COLA	Premium Pay	Annual Benefits	Total Costs	UGF Amount
11-0458	Research Analyst II	FT	A	GP	Anchorage	200	16B / C	12.0		53,085	0	0	36,027	89,112	0
11-0460	Research Analyst IV	FT	A	SS	Anchorage	200	21K / L	12.0		93,970	0	0	51,955	145,925	145,925
11-0463	F&W Technician III	PT	A	GP	Fairbanks	203	11C / D	11.0		36,942	0	0	28,894	65,836	11,851
11-0464	F&W Technician III	PT	A	GP	Fairbanks	203	11B / C	6.0		19,397	0	0	15,495	34,892	5,366
11-0465	F&W Technician III	PT	A	GP	Fairbanks	203	11A	6.0		0	0	0	0	0	0
11-0466	F&W Technician III	PT	A	GP	Fairbanks	203	11E / F	6.0		21,237	0	0	16,143	37,380	0
11-0467	F&W Technician III	PT	A	GP	Fairbanks	203	11A	6.0		18,546	0	0	15,195	33,741	2,774
11-0468	F&W Technician III	PT	A	GP	Fairbanks	203	11F	6.0		21,558	0	0	16,256	37,814	16,071
11-5330	F&W Technician III	PT	A	GP	Dillingham	237	11A	6.0		0	0	0	0	0	0
11-6033	Fish & Game Program Tech	PT	A	GP	Anchorage	200	12A / B	11.0		36,014	0	0	28,566	64,580	0
11-IN0920	College Intern I	NP	N	EE	Anchorage	N00	8B	6.0		16,266	0	0	1,718	17,984	0
11-IN0921	College Intern I	NP	N	EE	Anchorage	N00	8A	6.0		15,792	0	0	1,668	17,460	3,777
11-IN1203	Graduate Intern I	NP	N	EE	Anchorage	N00	14A	6.0		0	0	0	0	0	0
11-IN1303	Graduate Intern I	NP	N	EE	Fairbanks	N03	14A	6.0		24,972	0	0	2,637	27,609	0
11-N08146	College Intern I	NP	N	EE	Fairbanks	N03	8A	6.0		0	0	0	0	0	0

	Total Positions	New	Deleted
Full Time Positions:	21	0	0
Part Time Positions:	21	0	2
Non Permanent Positions:	3	0	2
Positions in Component:	45	0	4

Total Component Months: 475.5

Total Salary Costs:	2,481,015
Total COLA:	0
Total Premium Pay::	0
Total Benefits:	1,523,817
Total Pre-Vacancy:	4,004,832
Minus Vacancy Adjustment of 2.13%:	(85,132)
Total Post-Vacancy:	3,919,700
Plus Lump Sum Premium Pay:	0
Personal Services Line 100:	3,919,700

PCN Funding Sources:	Pre-Vacancy	Post-Vacancy	Percent
1002 Federal Receipts	808,197	791,017	20.18%
1004 General Fund Receipts	1,955,952	1,914,374	48.84%
1007 Interagency Receipts	587,476	574,987	14.67%
1061 Capital Improvement Project Receipts	494,037	483,535	12.34%
1108 Statutory Designated Program Receipts	159,171	155,787	3.97%
Total PCN Funding:	4,004,832	3,919,700	100.00%

Note: If a position is split, an asterisk (*) will appear in the Split/Count column. If the split position is also counted in the component, two asterisks (**) will appear in this column. [No valid job title] appearing in the Job Class Title indicates that the PCN has an invalid class code or invalid range for the class code effective date of this scenario.

Line Item Detail (1676)
Department of Fish and Game
Travel

Component: State Subsistence Research (2625)

Line Number	Line Name	FY2017 Actuals	FY2018 Management Plan	FY2019 Governor
2000	Travel	235.9	245.7	245.7
Object Class	Servicing Agency	FY2017 Actuals	FY2018 Management Plan	FY2019 Governor
2000 Travel Detail Totals		235.9	245.7	245.7
2000	In-State Employee Travel	234.4	244.2	244.2
2001	In-State Non-Employee Travel	0.5	0.5	0.5
2002	Out of State Employee Travel	0.9	0.9	0.9
2006	Other Travel Costs	0.1	0.1	0.1

Line Item Detail (1676)
Department of Fish and Game
Services

Component: State Subsistence Research (2625)

Line Number	Line Name		FY2017 Actuals	FY2018 Management Plan	FY2019 Governor
3000	Services		728.7	1,228.7	950.4
Object Class	Servicing Agency	Explanation	FY2017 Actuals	FY2018 Management Plan	FY2019 Governor
3000 Services Detail Totals			728.7	1,228.7	950.4
3000	Education Services		1.9	4.5	3.1
3003	Information Technology		7.2	17.1	11.6
3004	Telecommunications		12.4	29.5	20.0
3006	Delivery Services		16.8	39.9	27.1
3008	Utilities		8.9	21.1	14.3
3009	Structure/Infrastructure/Land		21.7	51.6	34.9
3010	Equipment/Machinery		6.1	14.5	9.8
3011	Other Services		288.1	685.1	464.2
3015	Inter-Agency Conservation/Environmental		167.4	167.2	167.2
3017	Inter-Agency Information Technology Non-Telecommunications	Admin - Department-wide	41.4	41.4	41.4
3018	Inter-Agency Information Technology Telecommunications	Admin - Department-wide	15.3	15.3	15.3
3021	Inter-Agency Mail	Admin - Department-wide	1.4	1.4	1.4
3023	Inter-Agency Building Leases	Admin - Department-wide	120.6	120.6	120.6
3023	Inter-Agency Building Leases	Trans - Department-wide	2.9	2.9	2.9
3026	Inter-Agency Insurance	Admin - Department-wide	1.2	1.2	1.2
3027	Inter-Agency Financial	Admin - Department-wide	8.1	8.1	8.1
3028	Inter-Agency Americans with Disabilities Act Compliance	Admin - Department-wide	0.1	0.1	0.1
3037	State Equipment Fleet	Trans - Department-wide	7.2	7.2	7.2

Line Item Detail (1676)
Department of Fish and Game
Commodities

Component: State Subsistence Research (2625)

Line Number	Line Name		FY2017 Actuals	FY2018 Management Plan	FY2019 Governor
4000	Commodities		44.9	181.8	181.8
Object Class	Servicing Agency	Explanation	FY2017 Actuals	FY2018 Management Plan	FY2019 Governor
4000 Commodities Detail Totals			44.9	181.8	181.8
4000	Business		34.8	140.9	140.9
4002	Household/Institutional		1.9	7.7	7.7
4003	Scientific and Medical		1.8	7.3	7.3
4004	Safety		0.6	2.4	2.4
4006	Signs and Markers		0.1	0.4	0.4
4013	Lube Oils/Grease/Solvents		0.2	0.8	0.8
4015	Parts and Supplies		5.2	21.1	21.1
4020	Equipment Fuel		0.3	1.2	1.2

Line Item Detail (1676)
Department of Fish and Game
Capital Outlay

Component: State Subsistence Research (2625)

Line Number	Line Name		FY2017 Actuals	FY2018 Management Plan	FY2019 Governor
5000	Capital Outlay		0.0	5.0	5.0
Object Class	Servicing Agency	Explanation	FY2017 Actuals	FY2018 Management Plan	FY2019 Governor
5000 Capital Outlay Detail Totals			0.0	5.0	5.0
5004	Equipment		0.0	5.0	5.0

Revenue Detail (1681)
Department of Fish and Game

Component: State Subsistence Research (2625)

Revenue Type (OMB Fund Code) Revenue Source	Component	Comment	FY2017 Actuals	FY2018 Management Plan	FY2019 Governor
5002 Fed Rcpts (1002 Fed Rcpts)			925.5	1,347.9	1,351.6
5010 Federal Natural Resources - Miscellaneous Grants		These funds represent contracts with various federal agencies such as National Marine Fisheries Service, National Park Service, US Fish and Wildlife Service, US Forest Service and Bureau of Land Management to conduct a variety of research activities related to subsistence management.	925.5	1,347.9	1,351.6
5007 I/A Rcpts (1007 I/A Rcpts)			305.4	668.2	592.6
5301 Inter-Agency Receipts		Projects to be determined.	0.0	479.8	404.2
5301 Inter-Agency Receipts	Commerce - Department-wide	Water Quality - IM	0.0	5.1	5.1
5301 Inter-Agency Receipts	FishGm - Sport Fisheries (464)	OSM Yukon River Burbot Fisheries.	3.6	23.0	23.0
5301 Inter-Agency Receipts	FishGm - Statewide Fisheries Management (2171)	Sitka Herring Roe Harvest/Bristol Bay Salmon Harvest.	53.0	53.0	53.0
5301 Inter-Agency Receipts	FishGm - Wildlife Conservation (473)	NW Alaska Caribou Harvest.	25.0	25.0	25.0
5301 Inter-Agency Receipts	H&SS - Department-wide	SNAP ED - IM.	8.9	20.0	20.0
5301 Inter-Agency Receipts	NatRes - Department-wide	Ambler Road.	0.0	5.0	5.0
5301 Inter-Agency Receipts	Univ - Department-wide	NASA: Biophysical Charct. & Mech of Environ. Disturbances.	8.1	21.7	21.7
5301 Inter-Agency Receipts	Commerce - Department-wide	Alaska LNG Subsistence Research Program Completion.	81.0	0.0	0.0
5301 Inter-Agency Receipts	FishGm - Wildlife Conservation (473)	Moose Harvest Asmt by Hunters (Alatna Allakeket).	0.0	23.0	23.0
5301 Inter-Agency Receipts	NatRes - Department-wide	Alaska Stand Alone Pipeline ROW Efforts.	22.0	0.0	0.0
5301 Inter-Agency Receipts	Univ - Department-wide	State of Alaska Salmon and People.	0.0	4.4	4.4
5301 Inter-Agency Receipts	Commerce - Department-wide	Statistical Analysis of Subsistence Harvest Data for the Purposes of Developing Fish Co.	19.9	0.0	0.0
5301 Inter-Agency Receipts	NatRes - Department-wide	Alaska LNG Project ROW Efforts.	70.1	0.0	0.0
5301 Inter-Agency Receipts	Univ - Department-wide	UAF CNH Adaptive Coupling of Human Environment Linkages.	2.4	8.2	8.2

Revenue Detail (1681)
Department of Fish and Game

Component: State Subsistence Research (2625)

Revenue Type (OMB Fund Code)				FY2018	
Revenue Source	Component	Comment	FY2017 Actuals	Management Plan	FY2019 Governor
5301 Inter-Agency Receipts	NatRes - Department-wide	Donlin Gold.	7.1	0.0	0.0
5301 Inter-Agency Receipts	Univ - Department-wide	State of Alaska's Salmon and People.	4.3	0.0	0.0
5061 CIP Rcpts (1061 CIP Rcpts)			453.2	681.0	484.3
5351 Capital Improvement Project Inter-Agency		Personal Services for capital improvement projects.	453.2	681.0	484.3
5108 Stat Desig (1108 Stat Desig)			181.0	363.2	364.0
5206 Statutory Designated Program Receipts - Contracts		Funding from non-federal agencies.	181.0	363.2	364.0

Inter-Agency Services (1682)
Department of Fish and Game

Component: State Subsistence Research (2625)

	FY2017 Actuals	FY2018 Management Plan	FY2019 Governor
Component Totals	198.2	198.2	198.2
With Department of Administration	188.1	188.1	188.1
With Department of Transportation/Public Facilities	10.1	10.1	10.1

Object Class	Servicing Agency	Explanation	FY2017 Actuals	FY2018 Management Plan	FY2019 Governor
3017	Inter-Agency Information Technology Non-Telecommunications	Admin - Department-wide Core Services RSA.	41.4	41.4	41.4
3018	Inter-Agency Information Technology Telecommunications	Admin - Department-wide Core Services RSA.	15.3	15.3	15.3
3021	Inter-Agency Mail	Admin - Department-wide Core Services RSA.	1.4	1.4	1.4
3023	Inter-Agency Building Leases	Admin - Department-wide Core Services RSA.	120.6	120.6	120.6
3023	Inter-Agency Building Leases	Trans - Department-wide Core Services RSA. Bethel lease.	2.9	2.9	2.9
3026	Inter-Agency Insurance	Admin - Department-wide Core Services RSA.	1.2	1.2	1.2
3027	Inter-Agency Financial	Admin - Department-wide Core Services RSA.	8.1	8.1	8.1
3028	Inter-Agency Americans with Disabilities Act Compliance	Admin - Department-wide Core Services RSA.	0.1	0.1	0.1
3037	State Equipment Fleet	Trans - Department-wide	7.2	7.2	7.2