

# **State of Alaska FY2019 Governor's Operating Budget**

## **Department of Public Safety Fire and Life Safety Component Budget Summary**

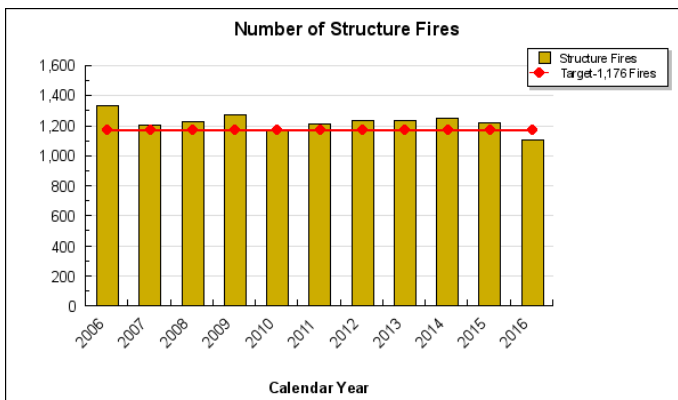
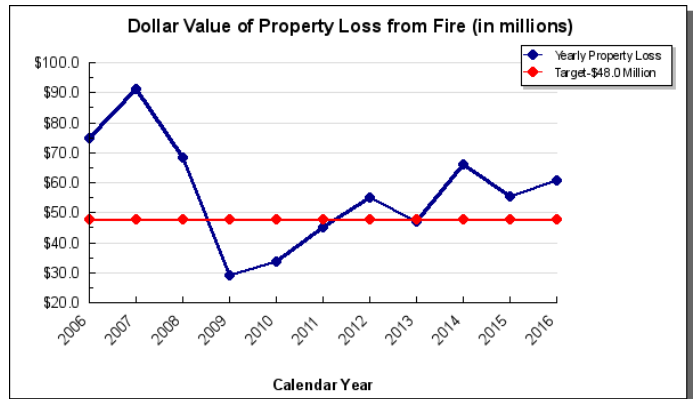
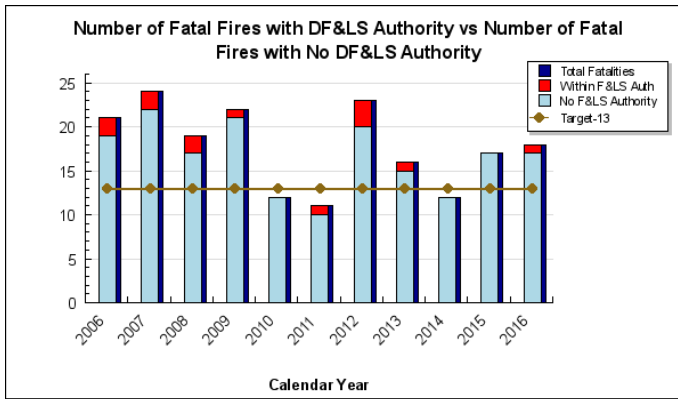
**Component: Fire and Life Safety**

**Contribution to Department's Mission**

Prevent the loss of life and property from fire and explosion.

**Results**

(Additional performance information is available on the web at <https://omb.alaska.gov/results>.)



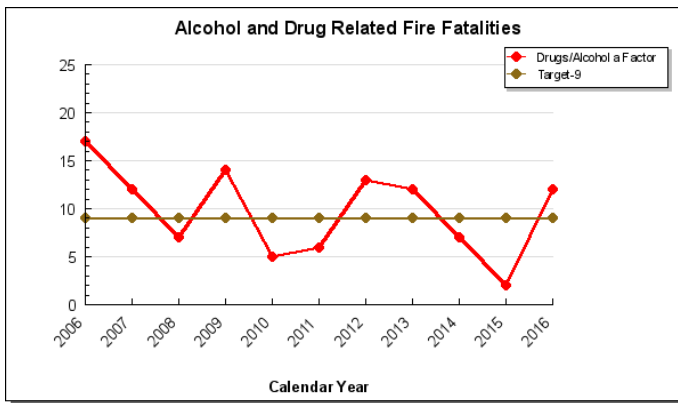
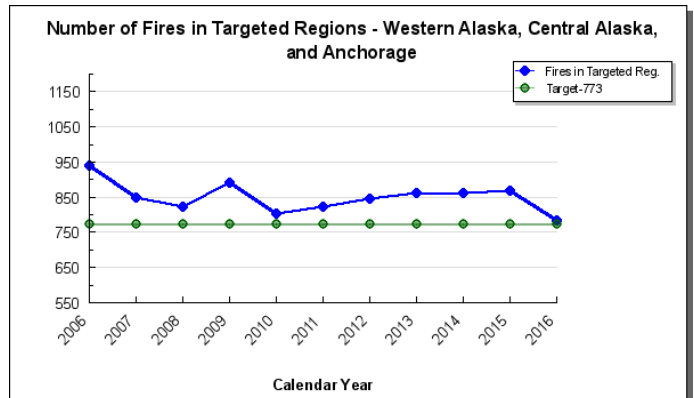
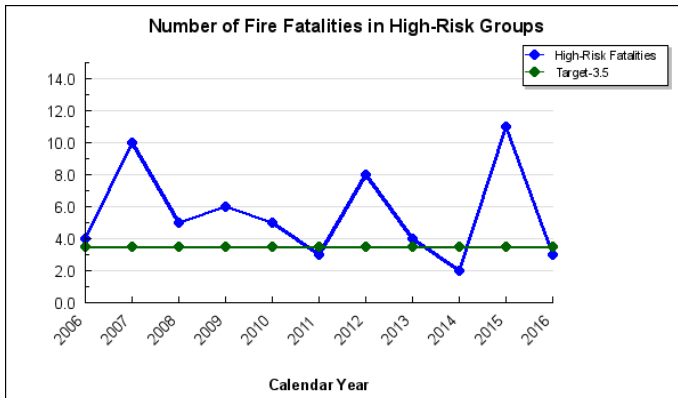
**Core Services**

- Fire training programs and public education.
- Fire and life safety inspections.
- Building plan review for code compliance.

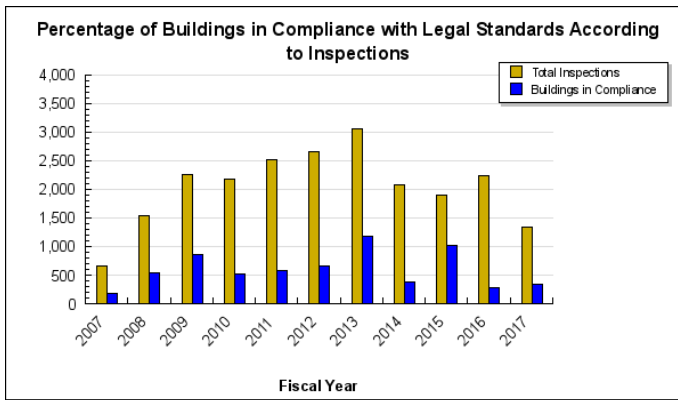
### Measures by Core Service

(Additional performance information is available on the web at <https://omb.alaska.gov/results>.)

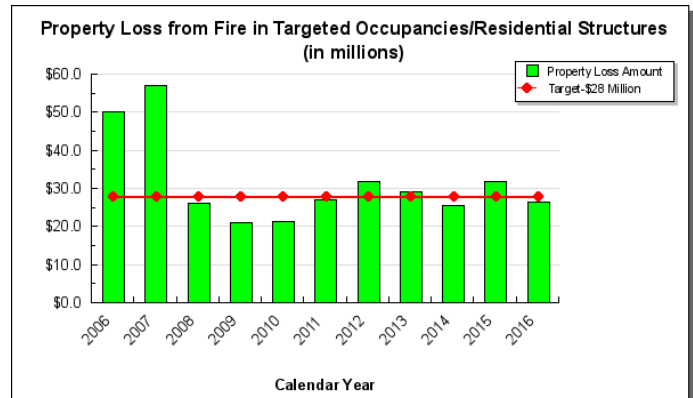
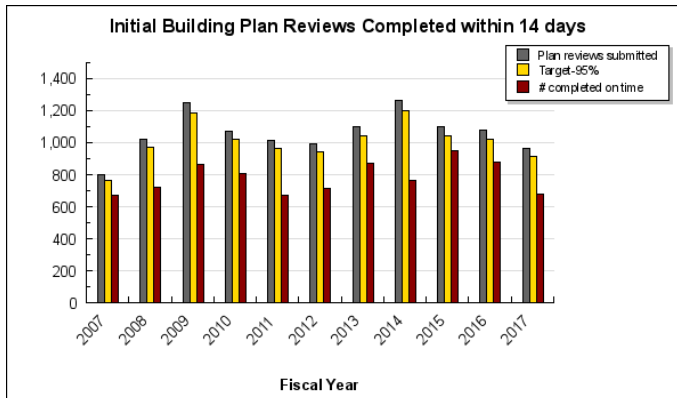
#### 1. Fire training programs and public education.



#### 2. Fire and life safety inspections.



3. Building plan review for code compliance.



Major Component Accomplishments in 2017

- Conducted 1,350 building fire and life safety inspections; of these 1,127 were petroleum related facilities. There were 1,017 follow-up communication actions in support of the 1,005 fire and life safety inspections that were not in compliance and only 345 or 25.5% of fire and life safety inspections in compliance.
- Received and completed 966 building plan reviews.
- Investigated 48 (14 fatal) significant fires involving fatalities and/or significant damage outside of deferral jurisdictions.
- Provided various levels of fire training to a broad spectrum of students from urban and rural communities to industry based personnel.
- Delivered rural fire protection “train-the-trainer” material to dozens of personnel and hosted a rural fire chief symposium that supported multiple communities throughout the Alaska.
- Supported the annual Alaska Fire Chiefs Association and the Alaska State Firefighters Association state fire conference by managing course attendance rosters, issuing letters of attendance, and the direct delivery of multiple conference classes.
- Provided fire training for the Village Public Safety Officers (VPSO) program.
- Provided direct and indirect fire safety education presentations to Alaskan groups through participation in state fairs, home shows, inspections, educational briefings, radio advertising and local television. ‘Train the Trainer’ efforts were conducted by providing educational material, early warning smoke and carbon monoxide alarms and training to local fire departments whose staff are then able to present the information to their communities.
- Purchased, received and put into service over \$500k worth of fire training and training equipment funded in large part through receipt of the FEMA Firefighter Assistance Grant Program.
- Provided incidental and formal technical assistance to departments and communities throughout the state.
- Delivered health and wellness programs, specifically targeting prevention of suicide in the first responder community of Alaska.
- Processed and reported fire and emergency incident reports from departments across the state. These reports were incorporated into the national fire incident reporting database. Feedback reports based on these statistics were then supplied to departments and user groups and were published in the annual “Fire in Alaska” report.

- Provided fire extinguisher maintenance and inspection knowledge testing, fire alarm and suppression system maintenance, inspection and design licensing, and firework pyrotechnic operator and firework retail sales permits which resulted in the issuance of 513 permits.
- Adoption of the 2012 International Code Council codes and amendments on minimum building, fire, fuel gas and mechanical standards for building plan reviews on all commercial buildings, fire and life safety in assembly, educational, institutional, residential type facilities such as apartments and hotels, and high impact facilities including fish processing plants, fire detection, fire suppression systems, fireworks, and processing oil and gas facilities.

## **Key Component Challenges**

The adoption of 2018 codes from the Department of Law is a lengthy process and a challenge to the division. The 2018 International Code Council's codes for building, fire, mechanical and fuel gas are available to the public. The division will review the 2018 codes. Meet with stakeholders (i.e. architects, engineers, fire officials, building officials, oil and gas industry, tourism industry, recreation vehicle campground association, fire protection system industries, etc.) for comments.

Fire and life safety inspections from FY2013 to present have decreased by 89% and fire loss during that same time increased by 13.7 million dollars. The decrease in number of fire and life safety inspections directly reflects the reductions in travel budget and deputy fire marshal retention and recruitment issues.

Alaska has a history of high fire loss; however the state has seen a decrease in civilian fatalities due to fire. Residential fires continue to be Alaska's largest number of structure fires and are responsible for 100% of fire fatalities. The Division of Fire and Life Safety has no authority to enforce single-family residential code requirements. Without incorporating the inherent safety factors provided within a residential building code, these statistics will continue. Alcohol and drugs are leading contributors to fire fatalities and the ratio of fire fatalities to the number of events involved with drugs and alcohol remains constant. The division continues to provide a significant cultural public education focus centered on personal responsibility. The challenge will be to provide cost effective methods to reach high-risk groups and areas.

The Office of Rural Fire Protection (ORFP) continues to focus on the needs of small rural fire departments throughout the state. Many rural fire departments require essential support for equipment, public education efforts and training. Most small rural fire departments do not have qualified personnel and lack the depth of experience to manage emergency response operations. These limitations coupled with a lack of equipment pose an extreme challenge for many Alaskan communities. The ORFP serves as a primary source of technical assistance, education, and training and a significant challenge it has is determining the relevancy of national standards and their impact on rural firefighting training, which includes the mandated Village Public Safety Officer firefighter training.

The ORFP continues to concentrate efforts to provide technical assistance and training tailored to high-risk rural communities that endeavor to establish and maintain a local fire department with trained emergency responders. Previous research by the ORFP indicates that after two years without refresher training, knowledge of proper response techniques are quickly forgotten and not deployed in emergency situations. A goal of the division is to revisit communities that received funding, equipment and training under previous grant programs and assist with follow-up training and equipment support under the ORFP. Additionally, the ORFP will continue to identify, support, and provide alternatives to communities where no grant funding was ever provided. For many communities this training is invaluable and provides their only opportunity receive basic qualifications. Investing in the ORFP provides critical core to rural communities and has the potential to significantly reduce fire fatalities and decrease property loss.

Turnaround times for initial review of building plans of two weeks may increase to eight weeks during high construction season. This increase reflects the deletion of one Building Plans Examiner II during the FY2018 budget reductions.

## **Significant Changes in Results to be Delivered in FY2019**

The Division of Fire and Life Safety reorganized administrative operations that support fire training, certification testing, and public education components. Staff under fire training and fire certification services was combined into a

new unit titled the Bureau of Fire Accreditation, Standards and Training (BFAST). This merged the administrative functions and consolidated state level fire service support for accreditation, training and certification under a single unit. This enables the BFAST to focus on implementing process management initiatives and streamline services using the Interagency Modular Portal for Alaska Certification and Training (IMPACT) database management tools. Operational targets are to simplify fire department accreditation and increase efficiency between state fire training and certification testing; such as electronic course registration and/or certification application submission and a transition to online testing. Long-term outcomes are that the level of service meets the mission of the division and the expectations of fire service personnel.

The Life Safety Inspection Bureau provides one Deputy Fire Marshal (DFM) certified as a bomb technician to support the Federal Bureau of Investigation's Bomb Squad. This DFM also serves as the Department of Public Safety's liaison for Bomb Squad responses.

The DFMs have completed the formalized field training officer program through the Alaska Police Standards Council and are now certified Police Officers. This is the standard for all future DFMs. As part of the FY2016 budget reduction process, one of two Anchorage based DFM positions was eliminated. The vacant Juneau based DFM position was relocated to Anchorage, reducing travel and training costs while increasing response reliability. The DFM based in Fairbanks will remain at that location.

The number of fire fatalities in high-risk groups will continue to be the division's top priority. Public education, rural fire protection training, and continued fire and life safety inspections continue to decrease the number of fire fatalities within high-risk groups and contribute to the overall decline of the statewide fire fatality rate.

The majority of fire deaths occur in residential occupancies. The leading strategy to prevent deaths from fire is by providing fire safety education to the public. The Division of Fire and Life Safety will continue to focus fire safety educational materials on personal responsibility and to increase public awareness to prevent fires in residential homes. Given the current fiscal limitations, the BFAST will aggressively seek alternative funding sources such as grants to provide fire safety educational materials, smoke alarms and carbon monoxide detectors. These funds will also support training opportunities and efforts for rural fire department personnel to eventually conduct home safety inspections at the local level.

A divisional review indicates that maintaining a high level of visibility through the media may be a factor in reducing fire deaths. The division will continue issuing recurring media releases and using radio, internet, social media sites and television to promote awareness of fire safety and prevention. Utilizing the networking benefits of social media, the division has concentrated outreach efforts on the Alaska State Fire Marshal page which incorporates divisional information.

Fire and Life Safety will continue to support and train fire service personnel throughout the state. As budgets statewide continue to constrict, alternate funding opportunities will be pursued to ensure training is conducted.

The number of local fire departments with the capacity to deliver their own training has increased annually. This reduces the number of entry-level firefighting courses delivered by the regional bureau offices. The division may provide entry-level courses in cases where an organization is requesting support, but its primary focus will be advanced technical and specialty firefighting courses that are not supported at the fire department level.

In FY2019, the division will provide training with established departments to increase emphasis on firefighter safety and survival. This training will be part of the basic elements of firefighting and fire service leadership.

The process for conducting fire department accreditation audits is under revision with intent to streamline the application process, update the administrative review process, and assess the pending or overdue audits. Restrictions on travel may reduce on-site audits and limit technical support that results in safer fire department practices. Alternatives may include the use of video conferencing and other electronic media to achieve core accreditation requirements.

## **Statutory and Regulatory Authority**

Arson Information (AS 21.89.050)

Criminal Law (AS 11.46.400-490)  
Fire Prevention (AS 18.70.010 - 18.70.300)  
Reporting of Certain Injuries (AS 08.64.369)  
State Regulation of Fireworks (AS 18.72.010 - 18.72.060)  
Fire Protection Systems Permits (13AAC 50.035)  
Fire Prevention and Education (AS 18.70.010)  
Fire Training (AS 18.70.010)  
Fire Department Registration (AS 18.70.075)  
Fire Service Operations (13 AAC Chapter 52)

| Contact Information  |
|--|
| <p><b>Contact:</b> David Tyler, Director, Fire and Life Safety<br/><b>Phone:</b> (907) 269-5491<br/><b>Fax:</b> (903) 338-4375<br/><b>E-mail:</b> david.tyler@alaska.gov</p> |

| Fire and Life Safety<br>Personal Services Information |                              |                    |                                  |                  |
|---|------------------------------|--------------------|----------------------------------|------------------|
| Authorized Positions                                  |                              |                    | Personal Services Costs          |                  |
|   | FY2018<br>Management<br>Plan | FY2019<br>Governor |                                  |                  |
| Full-time   | 24                           | 24                 | Annual Salaries                  | 1,826,643        |
| Part-time   | 0                            | 0                  | Premium Pay                      | 159,673          |
| Nonpermanent  | 0                            | 0                  | Annual Benefits                  | 1,171,204        |
|   |                              |                    | <i>Less 3.62% Vacancy Factor</i> | (114,420)        |
|   |                              |                    | Lump Sum Premium Pay             | 29,000           |
| <b>Totals</b>   | <b>24</b>                    | <b>24</b>          | <b>Total Personal Services</b>   | <b>3,072,100</b> |

| Position Classification Summary |           |           |          |          |           |
|---------------------------------|-----------|-----------|----------|----------|-----------|
| Job Class Title                 | Anchorage | Fairbanks | Juneau   | Others   | Total     |
| Administrative Assistant I      | 1         | 0         | 0        | 0        | 1         |
| Asst St Fire Marshal            | 1         | 0         | 0        | 0        | 1         |
| Building Plans Examiner I       | 4         | 0         | 0        | 0        | 4         |
| Dep Fire Marshal I              | 4         | 1         | 0        | 0        | 5         |
| Dep Fire Marshal II             | 1         | 0         | 0        | 0        | 1         |
| Division Director               | 1         | 0         | 0        | 0        | 1         |
| Fire Training Admin             | 1         | 0         | 0        | 0        | 1         |
| Fire Training Specialist        | 3         | 0         | 1        | 0        | 4         |
| Office Assistant II             | 3         | 0         | 1        | 0        | 4         |
| Statistical Technician II       | 1         | 0         | 0        | 0        | 1         |
| Tap Fire Safety Specialist      | 1         | 0         | 0        | 0        | 1         |
| <b>Totals</b>                   | <b>21</b> | <b>1</b>  | <b>2</b> | <b>0</b> | <b>24</b> |

**Component Detail All Funds**  
**Department of Public Safety**

**Component:** Fire and Life Safety (3051)  
**RDU:** Fire and Life Safety (556)

Non-Formula Component

|                                   | FY2017 Actuals | FY2018 Conference Committee | FY2018 Authorized | FY2018 Management Plan | FY2019 Governor | FY2018 Management Plan vs FY2019 Governor |               |
|-----------------------------------|----------------|-----------------------------|-------------------|------------------------|-----------------|---|---------------|
| 71000 Personal Services           | 2,819.4        | 3,064.7                     | 3,064.7           | 3,064.7                | 3,072.1         | 7.4                                       | 0.2%          |
| 72000 Travel                      | 83.5           | 52.4                        | 52.4              | 52.4                   | 232.4           | 180.0                                     | 343.5%        |
| 73000 Services                    | 489.9          | 1,050.9                     | 1,050.9           | 1,050.9                | 961.8           | -89.1                                     | -8.5%         |
| 74000 Commodities                 | 187.8          | 569.7                       | 569.7             | 569.7                  | 569.7           | 0.0                                       | 0.0%          |
| 75000 Capital Outlay              | 409.0          | 146.0                       | 146.0             | 146.0                  | 10.9            | -135.1                                    | -92.5%        |
| 77000 Grants, Benefits            | 0.0            | 0.0                         | 0.0               | 0.0                    | 0.0             | 0.0                                       | 0.0%          |
| 78000 Miscellaneous               | 0.0            | 0.0                         | 0.0               | 0.0                    | 0.0             | 0.0                                       | 0.0%          |
| <b>Totals</b>                     | <b>3,989.6</b> | <b>4,883.7</b>              | <b>4,883.7</b>    | <b>4,883.7</b>         | <b>4,846.9</b>  | <b>-36.8</b>                              | <b>-0.8%</b>  |
| <b>Fund Sources:</b>              |                |                             |                   |                        |                 |   |               |
| 1002Fed Rcpts (Fed)               | 463.3          | 500.0                       | 500.0             | 500.0                  | 500.0           | 0.0                                       | 0.0%          |
| 1004Gen Fund (UGF)                | 2,156.4        | 2,069.0                     | 2,069.0           | 2,069.0                | 2,148.8         | 79.8                                      | 3.9%          |
| 1005GF/Prgm (DGF)                 | 1,222.1        | 1,799.6                     | 1,799.6           | 1,799.6                | 1,926.7         | 127.1                                     | 7.1%          |
| 1007I/A Rcpts (Other)             | 147.8          | 380.0                       | 380.0             | 380.0                  | 271.4           | -108.6                                    | -28.6%        |
| 1061CIP Rcpts (Other)             | 0.0            | 135.1                       | 135.1             | 135.1                  | 0.0             | -135.1                                    | -100.0%       |
| <b>Unrestricted General (UGF)</b> | <b>2,156.4</b> | <b>2,069.0</b>              | <b>2,069.0</b>    | <b>2,069.0</b>         | <b>2,148.8</b>  | <b>79.8</b>                               | <b>3.9%</b>   |
| <b>Designated General (DGF)</b>   | <b>1,222.1</b> | <b>1,799.6</b>              | <b>1,799.6</b>    | <b>1,799.6</b>         | <b>1,926.7</b>  | <b>127.1</b>                              | <b>7.1%</b>   |
| <b>Other Funds</b>                | <b>147.8</b>   | <b>515.1</b>                | <b>515.1</b>      | <b>515.1</b>           | <b>271.4</b>    | <b>-243.7</b>                             | <b>-47.3%</b> |
| <b>Federal Funds</b>              | <b>463.3</b>   | <b>500.0</b>                | <b>500.0</b>      | <b>500.0</b>           | <b>500.0</b>    | <b>0.0</b>                                | <b>0.0%</b>   |
| <b>Positions:</b>                 |                |                             |                   |                        |                 |   |               |
| Permanent Full Time               | 26             | 24                          | 24                | 24                     | 24              | 0   | 0.0%          |
| Permanent Part Time               | 0              | 0                           | 0                 | 0                      | 0               | 0   | 0.0%          |
| Non Permanent                     | 0              | 0                           | 0                 | 0                      | 0               | 0   | 0.0%          |

**Change Record Detail - Multiple Scenarios with Descriptions**  
**Department of Public Safety**

**Component:** Fire and Life Safety (3051)  
**RDU:** Fire and Life Safety (556)

| Scenario/Change Record Title  | Trans Type | Totals         | Personal Services | Travel      | Services       | Commodities  | Capital Outlay | Grants, Benefits | Miscellaneous | Positions |          | NP       |
|---|------------|----------------|-------------------|-------------|----------------|--------------|----------------|------------------|---------------|-----------|----------|----------|
|   |            |                |                   |             |                |              |                |                  |               | PFT       | PPT      |          |
| ***** Changes From FY2018 Conference Committee To FY2018 Authorized *****   |            |                |                   |             |                |              |                |                  |               |           |          |          |
| <b>FY2018 Conference Committee</b>  |            |                |                   |             |                |              |                |                  |               |           |          |          |
|   | ConfCom    | 4,883.7        | 3,064.7           | 52.4        | 1,050.9        | 569.7        | 146.0          | 0.0              | 0.0           | 24        | 0        | 0        |
| 1002 Fed Rcpts  |            | 500.0          |                   |             |                |              |                |                  |               |           |          |          |
| 1004 Gen Fund   |            | 2,069.0        |                   |             |                |              |                |                  |               |           |          |          |
| 1005 GF/Prgm  |            | 1,799.6        |                   |             |                |              |                |                  |               |           |          |          |
| 1007 I/A Rcpts  |            | 380.0          |                   |             |                |              |                |                  |               |           |          |          |
| 1061 CIP Rcpts  |            | 135.1          |                   |             |                |              |                |                  |               |           |          |          |
| <b>Subtotal</b>   |            | <b>4,883.7</b> | <b>3,064.7</b>    | <b>52.4</b> | <b>1,050.9</b> | <b>569.7</b> | <b>146.0</b>   | <b>0.0</b>       | <b>0.0</b>    | <b>24</b> | <b>0</b> | <b>0</b> |
| ***** Changes From FY2018 Management Plan To FY2019 Governor *****  |            |                |                   |             |                |              |                |                  |               |           |          |          |
| <b>Delete Uncollectible Interagency and CIP Receipt Authority</b>   |            |                |                   |             |                |              |                |                  |               |           |          |          |
|   | Dec        | -244.2         | 0.0               | 0.0         | -109.1         | 0.0          | -135.1         | 0.0              | 0.0           | 0         | 0        | 0        |
| 1007 I/A Rcpts  |            | -109.1         |                   |             |                |              |                |                  |               |           |          |          |
| 1061 CIP Rcpts  |            | -135.1         |                   |             |                |              |                |                  |               |           |          |          |
| <p>The division anticipates that \$109.1 in interagency receipts and \$135.1 in CIP receipts will be uncollectible in FY2019. This change brings budgeted authority in line with anticipated revenue collections. The component's CIP authority was to purchase and upgrade computer software for fire inspections and plan review. In the past several years, the need was not realized and this fund source is not anticipated to be utilized in the near future. The component has also seen a reduction in reimbursable service agreements and is able to reduce this authority accordingly.</p>  |            |                |                   |             |                |              |                |                  |               |           |          |          |
| <b>Building Inspection and Rural Firefighter Training</b>   |            |                |                   |             |                |              |                |                  |               |           |          |          |
|   | Inc        | 200.0          | 0.0               | 180.0       | 20.0           | 0.0          | 0.0            | 0.0              | 0.0           | 0         | 0        | 0        |
| 1004 Gen Fund   |            | 75.0           |                   |             |                |              |                |                  |               |           |          |          |
| 1005 GF/Prgm  |            | 125.0          |                   |             |                |              |                |                  |               |           |          |          |
| <p>The Fire and Life Safety division requests General Fund and General Fund Program Receipt (GF/PR) authority for travel and related expenses associated with inspection of schools, businesses, hospitals, churches, and large industrial occupancies. Travel is planned to accomplish as many inspections as possible. Currently the department is required to conduct inspections for 50 school districts and nearly 3,000 other occupancies in over 100 communities across the state. Properly funding these inspections is a crucial component of protecting these and other State assets.</p> <p>Additionally, this request will assist in funding rural firefighter training. Funding will be used for travel (\$30.0) and contractual services (\$20.0) for the Spring Fire Academy, Fall Fire Conference for Rural Fire Chiefs, and any additional training and support needed for rural fire departments.</p> |            |                |                   |             |                |              |                |                  |               |           |          |          |
| <b>FY2019 Salary and Health Insurance Increases</b>   |            |                |                   |             |                |              |                |                  |               |           |          |          |
|   | SalAdj     | 7.4            | 7.4               | 0.0         | 0.0            | 0.0          | 0.0            | 0.0              | 0.0           | 0         | 0        | 0        |
| 1004 Gen Fund   |            | 4.8            |                   |             |                |              |                |                  |               |           |          |          |
| 1005 GF/Prgm  |            | 2.1            |                   |             |                |              |                |                  |               |           |          |          |
| 1007 I/A Rcpts  |            | 0.5            |                   |             |                |              |                |                  |               |           |          |          |

**Change Record Detail - Multiple Scenarios with Descriptions**  
**Department of Public Safety**

**Component:** Fire and Life Safety (3051)  
**RDU:** Fire and Life Safety (556)

| Scenario/Change<br>Record Title   | Trans<br>Type | Totals         | Personal<br>Services | Travel       | Services     | Commodities  | Capital Outlay | Grants, Benefits | Miscellaneous | Positions |          |          |
|---|---------------|----------------|----------------------|--------------|--------------|--------------|----------------|------------------|---------------|-----------|----------|----------|
|   |               |                |                      |              |              |              |                |                  |               | PFT       | PPT      | NP       |
| Salary and Health Insurance Increases: \$7.4  |               |                |                      |              |              |              |                |                  |               |           |          |          |
| Calculate FY2019 increase to GGU Health Insurance from \$1389 to \$1432 per member per month. |               |                |                      |              |              |              |                |                  |               |           |          |          |
|   | <b>Totals</b> | <b>4,846.9</b> | <b>3,072.1</b>       | <b>232.4</b> | <b>961.8</b> | <b>569.7</b> | <b>10.9</b>    | <b>0.0</b>       | <b>0.0</b>    | <b>24</b> | <b>0</b> | <b>0</b> |

**Personal Services Expenditure Detail**  
**Department of Public Safety**

**Scenario:** FY2019 Governor (14641)  
**Component:** Fire and Life Safety (3051)  
**RDU:** Fire and Life Safety (556)

| PCN                            | Job Class Title            | Time Status | Retire Code                     | Barg Unit | Location  | Salary Sched | Range / Step | Comp Months    | Split / Count | Annual Salaries | COLA | Premium Pay | Annual Benefits                           | Total Costs | UGF Amount |
|--------------------------------|----------------------------|-------------|---------------------------------|-----------|-----------|--------------|--------------|----------------|---------------|-----------------|------|-------------|---|-------------|------------|
| 12-1942                        | Building Plans Examiner I  | FT          | F                               | GP        | Anchorage | 100          | 19G / J      | 12.0           |               | 78,444          | 0    | 0           | 46,652                                    | 125,096     | 62,548     |
| 12-2001                        | Division Director          | FT          | F                               | XE        | Anchorage | N00          | 27F / J      | 12.0           |               | 126,984         | 0    | 0           | 66,178                                    | 193,162     | 193,162    |
| 12-2003                        | Building Plans Examiner I  | FT          | F                               | GP        | Anchorage | 99           | 19Q / R      | 12.0           |               | 106,258         | 0    | 0           | 57,055                                    | 163,313     | 81,657     |
| 12-2004                        | Administrative Assistant I | FT          | A                               | GP        | Anchorage | 100          | 12J / K      | 12.0           |               | 50,328          | 0    | 0           | 36,137                                    | 86,465      | 43,233     |
| 12-2005                        | Statistical Technician II  | FT          | A                               | GG        | Anchorage | 99           | 14M / N      | 12.0           |               | 64,043          | 0    | 0           | 41,266                                    | 105,309     | 105,309    |
| 12-2007                        | Office Assistant II        | FT          | A                               | GP        | Anchorage | 99           | 10L / M      | 12.0           |               | 47,143          | 0    | 1,759       | 35,604                                    | 84,506      | 21,127     |
| 12-2010                        | Dep Fire Marshal I         | FT          | P                               | AA        | Anchorage | 100          | 76A / B      | 12.0           |               | 69,412          | 0    | 24,420      | 53,779                                    | 147,611     | 36,903     |
| 12-2011                        | Dep Fire Marshal I         | FT          | F                               | AA        | Anchorage | 100          | 76L / M      | 12.0           |               | 94,320          | 0    | 25,509      | 63,502                                    | 183,331     | 45,833     |
| 12-2012                        | Dep Fire Marshal I         | FT          | F                               | AA        | Fairbanks | 103          | 76C / D      | 12.0           |               | 77,763          | 0    | 24,360      | 56,880                                    | 159,003     | 159,003    |
| 12-2013                        | Building Plans Examiner I  | FT          | A                               | GP        | Anchorage | 100          | 19E / F      | 12.0           |               | 73,151          | 0    | 0           | 44,673                                    | 117,824     | 58,912     |
| 12-2017                        | Dep Fire Marshal I         | FT          | F                               | AA        | Anchorage | 100          | 76A / B      | 12.0           |               | 69,518          | 0    | 24,420      | 53,819                                    | 147,757     | 36,939     |
| 12-2022                        | Fire Training Specialist   | FT          | F                               | GG        | Juneau    | 99           | 19O          | 12.0           |               | 99,033          | 0    | 0           | 54,353                                    | 153,386     | 153,386    |
| 12-2024                        | Fire Training Admin        | FT          | A                               | SS        | Anchorage | 100          | 21K / L      | 12.0           |               | 94,345          | 0    | 0           | 54,115                                    | 148,460     | 148,460    |
| 12-2025                        | Office Assistant II        | FT          | A                               | GP        | Anchorage | 100          | 10A / B      | 12.0           |               | 35,160          | 0    | 2,704       | 31,475                                    | 69,339      | 69,339     |
| 12-2026                        | Dep Fire Marshal I         | FT          | F                               | AA        | Anchorage | 100          | 76F / J      | 12.0           |               | 84,456          | 0    | 27,405      | 60,522                                    | 172,383     | 43,096     |
| 12-2027                        | Dep Fire Marshal II        | FT          | P                               | SS        | Anchorage | 100          | 21D / E      | 12.0           |               | 82,242          | 0    | 24,612      | 58,794                                    | 165,648     | 41,412     |
| 12-2028                        | Office Assistant II        | FT          | A                               | GP        | Juneau    | 105          | 10K          | 12.0           |               | 46,284          | 0    | 1,780       | 35,290                                    | 83,354      | 41,677     |
| 12-2029                        | Asst St Fire Marshal       | FT          | F                               | SS        | Anchorage | 99           | 22L / M      | 12.0           |               | 104,787         | 0    | 0           | 58,021                                    | 162,808     | 162,808    |
| 12-2031                        | Tap Fire Safety Specialist | FT          | A                               | GP        | Anchorage | 100          | 21A / B      | 12.0           |               | 72,500          | 0    | 0           | 44,429                                    | 116,929     | 0          |
| 12-2032                        | Fire Training Specialist   | FT          | A                               | GP        | Anchorage | 100          | 19A / B      | 12.0           |               | 63,502          | 0    | 0           | 41,064                                    | 104,566     | 104,566    |
| 12-2034                        | Building Plans Examiner I  | FT          | F                               | GP        | Anchorage | 99           | 19L / M      | 12.0           |               | 87,195          | 0    | 0           | 49,925                                    | 137,120     | 68,560     |
| 12-2035                        | Fire Training Specialist   | FT          | A                               | GP        | Anchorage | 100          | 19F / G      | 12.0           |               | 75,672          | 0    | 0           | 45,616                                    | 121,288     | 121,288    |
| 12-2039                        | Office Assistant II        | FT          | A                               | GP        | Anchorage | 100          | 10B / C      | 12.0           |               | 35,650          | 0    | 2,704       | 31,659                                    | 70,013      | 35,007     |
| 12-2041                        | Fire Training Specialist   | FT          | F                               | GP        | Anchorage | 99           | 19M / N      | 12.0           |               | 88,453          | 0    | 0           | 50,396                                    | 138,849     | 138,849    |
|                                |                            |             |                                 |           |           |              |              |                |               |                 |      |             | <b>Total Salary Costs:</b>                | 1,826,643   |            |
|                                |                            |             |                                 |           |           |              |              |                |               |                 |      |             | <b>Total COLA:</b>                        | 0           |            |
|                                |                            |             |                                 |           |           |              |              |                |               |                 |      |             | <b>Total Premium Pay:</b>                 | 159,673     |            |
|                                |                            |             |                                 |           |           |              |              |                |               |                 |      |             | <b>Total Benefits:</b>                    | 1,171,204   |            |
|                                |                            |             |                                 |           |           |              |              |                |               |                 |      |             | <b>Total Pre-Vacancy:</b>                 | 3,157,520   |            |
|                                |                            |             |                                 |           |           |              |              |                |               |                 |      |             | <b>Minus Vacancy Adjustment of 3.62%:</b> | (114,420)   |            |
|                                |                            |             |                                 |           |           |              |              |                |               |                 |      |             | <b>Total Post-Vacancy:</b>                | 3,043,100   |            |
|                                |                            |             |                                 |           |           |              |              |                |               |                 |      |             | <b>Plus Lump Sum Premium Pay:</b>         | 29,000      |            |
|                                |                            |             |                                 |           |           |              |              |                |               |                 |      |             | <b>Personal Services Line 100:</b>        | 3,072,100   |            |
| <b>Total Component Months:</b> |                            | 288.0       | <b>Total Positions:</b>         |           | 24        | <b>New</b>   | 0            | <b>Deleted</b> | 0             |                 |      |             |   |             |            |
| <b>Full Time Positions:</b>    |                            | 24          | <b>Non Permanent Positions:</b> |           | 0         |              |              | 0              |               |                 |      |             |   |             |            |
| <b>Part Time Positions:</b>    |                            | 0           |                                 |           | 0         |              |              | 0              |               |                 |      |             |   |             |            |
| <b>Positions in Component:</b> |                            | 24          |                                 |           | 0         |              |              | 0              |               |                 |      |             |   |             |            |

Note: If a position is split, an asterisk (\*) will appear in the Split/Count column. If the split position is also counted in the component, two asterisks (\*\*) will appear in this column. [No valid job title] appearing in the Job Class Title indicates that the PCN has an invalid class code or invalid range for the class code effective date of this scenario.

**Personal Services Expenditure Detail**  
**Department of Public Safety**

**Scenario:** FY2019 Governor (14641)  
**Component:** Fire and Life Safety (3051)  
**RDU:** Fire and Life Safety (556)

| <b>PCN Funding Sources:</b>        | <b>Pre-Vacancy</b> | <b>Post-Vacancy</b> | <b>Percent</b> |
|------------------------------------|--------------------|---------------------|----------------|
| 1004 General Fund Receipts         | 1,973,072          | 1,901,573           | 62.49%         |
| 1005 General Fund/Program Receipts | 1,043,585          | 1,005,768           | 33.05%         |
| 1007 Interagency Receipts          | 140,864            | 135,759             | 4.46%          |
| <b>Total PCN Funding:</b>          | <b>3,157,520</b>   | <b>3,043,100</b>    | <b>100.00%</b> |

| <b>Lump Sum Funding Sources:</b> | <b>Amount</b> | <b>Percent</b> |
|----------------------------------|---------------|----------------|
| 1007 General Fund Receipts       | 29,000        | 100.00%        |
| <b>Total Lump Sum Funding:</b>   | <b>29,000</b> | <b>100.00%</b> |

Note: If a position is split, an asterisk (\*) will appear in the Split/Count column. If the split position is also counted in the component, two asterisks (\*\*) will appear in this column.  
 [No valid job title] appearing in the Job Class Title indicates that the PCN has an invalid class code or invalid range for the class code effective date of this scenario.

**Line Item Detail (1676)**  
**Department of Public Safety**  
**Travel**

**Component:** Fire and Life Safety (3051)

| Line Number                      | Line Name                        |  | FY2017 Actuals | FY2018 Management Plan | FY2019 Governor |
|----------------------------------|----------------------------------|--|----------------|------------------------|-----------------|
| 2000                             | Travel                           |  | 83.5           | 52.4                   | 232.4           |
| Object Class                     | Servicing Agency                 | Explanation  | FY2017 Actuals | FY2018 Management Plan | FY2019 Governor |
| <b>2000 Travel Detail Totals</b> |                                  |  | <b>83.5</b>    | <b>52.4</b>            | <b>232.4</b>    |
| 2000                             | In-State Employee Travel         | Travel to conduct statewide life safety inspections, fire investigations, complaint and field construction review, meeting attendance and training or instruction. | 37.3           | 25.0                   | 189.9           |
| 2001                             | In-State Non-Employee Travel     | Travel for non-employee instructors and students to attend fire training.  | 27.3           | 20.1                   | 30.0            |
| 2002                             | Out of State Employee Travel     | Travel to attend Fire Safety related conferences or training sessions outside Alaska.  | 8.3            | 5.8                    | 10.0            |
| 2003                             | Out of State Non-Employee Travel | Auditors, certifiers or other non-state employees or instructors for special training classes or audit reviews.  | 1.4            | 1.5                    | 2.5             |
| 2005                             | Moving Costs                     | Relocation of staff for budget reduction office closures.  | 9.2            | 0.0                    | 0.0             |

**Line Item Detail (1676)**  
**Department of Public Safety**  
**Services**

**Component:** Fire and Life Safety (3051)

| <b>Line Number</b>                 | <b>Line Name</b>              |  | <b>FY2017 Actuals</b> | <b>FY2018 Management Plan</b> | <b>FY2019 Governor</b> |
|------------------------------------|-------------------------------|--|-----------------------|-------------------------------|------------------------|
| 3000                               | Services                      |  | 489.9                 | 1,050.9                       | 961.8                  |
| <b>Object Class</b>                | <b>Servicing Agency</b>       | <b>Explanation</b>   | <b>FY2017 Actuals</b> | <b>FY2018 Management Plan</b> | <b>FY2019 Governor</b> |
| <b>3000 Services Detail Totals</b> |                               |  | <b>489.9</b>          | <b>1,050.9</b>                | <b>961.8</b>           |
| 3000                               | Education Services            | Registration fees for fire training conferences and courses; proctor fees for fire course testing; dues to professional and national organizations.                          | 11.5                  | 25.0                          | 25.0                   |
| 3001                               | Financial Services            | Bank fees to process credit card payments for plan review or training fees.  | 0.2                   | 2.5                           | 1.5                    |
| 3003                               | Information Technology        | Professional services related to the online plans review system or software licensing and maintenance.   | 44.0                  | 75.0                          | 75.0                   |
| 3004                               | Telecommunications            | Telephone or cell phone charges.   | 3.7                   | 10.0                          | 10.8                   |
| 3005                               | Health Services               | Miscellaneous first aid supplies.  | 0.3                   | 5.0                           | 5.0                    |
| 3006                               | Delivery Services             | Freight, courier or postage.   | 6.7                   | 20.0                          | 8.0                    |
| 3007                               | Advertising and Promotions    | Fire safety public promotions or regulation change announcements.  | 1.0                   | 5.0                           | 5.0                    |
| 3008                               | Utilities                     | Fairbanks Office utilities.  | 12.8                  | 15.0                          | 15.0                   |
| 3009                               | Structure/Infrastructure/Land | Minor office repair, space rental costs.   | 20.0                  | 30.0                          | 20.0                   |
| 3010                               | Equipment/Machinery           | Maintenance and equipment repair or copier leases.   | 4.6                   | 14.4                          | 15.0                   |
| 3011                               | Other Services                | Honorariums paid to outside instructors, printing of registration packets, fire incident reports, burn and injury reports, fire service directories, administrative codes or | 81.8                  | 160.0                         | 77.9                   |

**Line Item Detail (1676)**  
**Department of Public Safety**  
**Services**

**Component:** Fire and Life Safety (3051)

| Object Class                       |   | Servicing Agency                                  | Explanation  | FY2017 Actuals | FY2018<br>Management Plan | FY2019 Governor |
|------------------------------------|---|---|--|----------------|---------------------------|-----------------|
| <b>3000 Services Detail Totals</b> |   |   |  | <b>489.9</b>   | <b>1,050.9</b>            | <b>961.8</b>    |
|                                    |   |   | training document costs.   |                |                           |                 |
| 3017                               | Inter-Agency Information Technology<br>Non-Telecommunications |   | Miscoded expenditure.  | 39.2           | 0.0                       | 0.0             |
| 3017                               | Inter-Agency Information Technology<br>Non-Telecommunications | Admin - Department-wide                           | RSA for ETS mainframe or computer services including sponsored agency fees for APSIN services. | 45.2           | 120.0                     | 139.6           |
| 3017                               | Inter-Agency Information Technology<br>Non-Telecommunications | Law - Department-wide                             | Legal review for code or regulation adoption.  | 0.0            | 20.0                      | 20.0            |
| 3017                               | Inter-Agency Information Technology<br>Non-Telecommunications | PubSaf - Statewide Info Technology<br>Svcs (3050) | Non-telecommunications (LAN/WAN & APSIN).  | -2.1           | 65.0                      | 65.0            |
| 3018                               | Inter-Agency Information Technology<br>Telecommunications     | Admin - Department-wide                           | Telecommunications support services (EPR and basic phones).                                    | 32.7           | 70.0                      | 70.0            |
| 3020                               | Inter-Agency Building Maintenance                             |   | Maintenance and janitorial services.   | 9.6            | 0.0                       | 0.0             |
| 3020                               | Inter-Agency Building Maintenance                             | Trans - Department-wide                           | Lawn maintenance, snow removal and janitorial services for state owned buildings.              | 0.0            | 20.0                      | 20.0            |
| 3021                               | Inter-Agency Mail   |   | DPS HQ mailroom services.  | 9.2            | 15.0                      | 15.0            |
| 3021                               | Inter-Agency Mail   | Admin - Department-wide                           | RSA for statewide central mail services.   | 0.8            | 10.0                      | 10.0            |
| 3021                               | Inter-Agency Mail   | PubSaf - AST Detachments (2325)                   | DPS HQ mailroom services true up.  | -0.4           | 0.0                       | 0.0             |
| 3022                               | Inter-Agency Human Resources                                  | Admin - Department-wide                           | HR personnel chargeback.   | 9.1            | 20.0                      | 20.0            |
| 3023                               | Inter-Agency Building Leases                                  | Admin - Department-wide                           | State owned leased offices in Juneau and Fairbanks.  | 18.6           | 28.0                      | 28.0            |
| 3024                               | Inter-Agency Legal  | Law - Department-wide                             | RSA for legal services or criminal justice litigation.   | 12.1           | 30.0                      | 30.0            |
| 3026                               | Inter-Agency Insurance  | Admin - Department-wide                           | Risk management for property and overhead insurance.   | 3.1            | 10.0                      | 10.0            |
| 3027                               | Inter-Agency Financial  | Admin - Department-wide                           | IRIS, ALDER & HRM systems.   | 4.3            | 20.0                      | 15.0            |
| 3027                               | Inter-Agency Financial  | PubSaf - Administrative Services (525)            | RSA for Administrative Services costs.   | 0.0            | 60.0                      | 60.0            |

**Line Item Detail (1676)**  
**Department of Public Safety**  
**Services**

**Component:** Fire and Life Safety (3051)

| Object Class                       |   | Servicing Agency                          | Explanation   | FY2017 Actuals | FY2018 Management Plan | FY2019 Governor |
|------------------------------------|---|---|---|----------------|------------------------|-----------------|
| <b>3000 Services Detail Totals</b> |   |   |   | <b>489.9</b>   | <b>1,050.9</b>         | <b>961.8</b>    |
| 3028                               | Inter-Agency Americans with Disabilities Act Compliance | Admin - Department-wide                   | Compliance with the Americans with Disabilities Act.      | 0.2            | 10.0                   | 10.0            |
| 3029                               | Inter-Agency Education/Training                         | PubSaf - AK Fire Standards Council (2428) | Fire safety training or certification for Division staff. | 0.0            | 1.0                    | 1.0             |
| 3031                               | Inter-Agency Construction                               | Trans - Department-wide                   | DOT office repairs & maintenance.                         | 4.7            | 15.0                   | 15.0            |
| 3037                               | State Equipment Fleet                                   |   | Miscoded State Equipment Fleet costs.                     | 53.4           | 0.0                    | 0.0             |
| 3037                               | State Equipment Fleet                                   | Trans - Department-wide                   | State Equipment Fleet costs.                              | 0.6            | 80.0                   | 80.0            |
| 3038                               | Inter-Agency Management/Consulting                      | PubSaf - Administrative Services (525)    | RSA for Grant Office costs.                               | 51.9           | 75.0                   | 75.0            |
| 3038                               | Inter-Agency Management/Consulting                      | PubSaf - AST Detachments (2325)           | DPS Office of Professional Standards cost allocation.     | 8.1            | 12.0                   | 12.0            |
| 3038                               | Inter-Agency Management/Consulting                      | PubSaf - Commissioner's Office (523)      | DPS Commissioner's Office cost allocation.                | 3.0            | 8.0                    | 8.0             |

**Line Item Detail (1676)**  
**Department of Public Safety**  
**Commodities**

**Component:** Fire and Life Safety (3051)

| Line Number                           | Line Name                   |   | FY2017 Actuals | FY2018 Management Plan | FY2019 Governor |
|---------------------------------------|-----------------------------|---|----------------|------------------------|-----------------|
| 4000                                  | Commodities                 |   | 187.8          | 569.7                  | 569.7           |
| Object Class                          | Servicing Agency            | Explanation   | FY2017 Actuals | FY2018 Management Plan | FY2019 Governor |
| <b>4000 Commodities Detail Totals</b> |                             |   | <b>187.8</b>   | <b>569.7</b>           | <b>569.7</b>    |
| 4000                                  | Business                    | Business, office, photographic, computer supplies and business related subscriptions. | 60.7           | 175.0                  | 175.0           |
| 4002                                  | Household/Institutional     | Uniform items, cleaning supplies used in fire investigations.                         | 6.1            | 20.0                   | 20.0            |
| 4003                                  | Scientific and Medical      | Scientific and Medical Supplies.  | 2.9            | 37.7                   | 37.7            |
| 4004                                  | Safety                      | Safety/fire suppression supplies or equipment.  | 113.1          | 300.0                  | 300.0           |
| 4005                                  | Building Materials          | Misc. materials used in fire training demonstrations.                                 | 0.7            | 5.0                    | 5.0             |
| 4006                                  | Signs and Markers           | Safety or hazard signs.   | 0.1            | 2.0                    | 2.0             |
| 4015                                  | Parts and Supplies          | Small parts, tools and supplies used to augment or repair other equipment.            | 1.6            | 10.0                   | 10.0            |
| 4019                                  | Small Tools/Minor Equipment | Miscellaneous parts & supplies.   | 2.2            | 15.0                   | 15.0            |
| 4020                                  | Equipment Fuel              | Fuel used in fire suppression demonstrations.   | 0.4            | 5.0                    | 5.0             |

**Line Item Detail (1676)**  
**Department of Public Safety**  
**Capital Outlay**

**Component:** Fire and Life Safety (3051)

| Line Number                              | Line Name        |  | FY2017 Actuals | FY2018 Management Plan | FY2019 Governor |
|--|------------------|--|----------------|------------------------|-----------------|
| 5000                                     | Capital Outlay   |  | 409.0          | 146.0                  | 10.9            |
| Object Class                             | Servicing Agency | Explanation  | FY2017 Actuals | FY2018 Management Plan | FY2019 Governor |
| <b>5000 Capital Outlay Detail Totals</b> |                  |  | <b>409.0</b>   | <b>146.0</b>           | <b>10.9</b>     |
| 5004                                     | Equipment        | Capital outlay for miscellaneous fire suppression safety equipment over \$5,000. | 409.0          | 146.0                  | 10.9            |

**Revenue Detail (1681)**  
**Department of Public Safety**

**Component:** Fire and Life Safety (3051)

| Revenue Type (OMB Fund Code)<br>Revenue Source                      | Component                | Comment   | FY2017 Actuals | FY2018<br>Management Plan | FY2019 Governor |
|---|--------------------------|---|----------------|---------------------------|-----------------|
| <b>5002 Fed Rcpts (1002 Fed Rcpts)</b>                              |                          |   | <b>500.4</b>   | <b>500.0</b>              | <b>500.0</b>    |
| 5011 Federal Public Prtctn - Federal<br>Emergency Management Agency |                          | Federal Grant receipts including<br>FEMA State Fire Training Systems<br>Grant, FEMA Assistance to<br>Firefighters Grant and fees<br>collected from federal agencies for<br>emergency response training<br>authorized under AS 44.41.020(a). | 500.4          | 500.0                     | 500.0           |
| <b>5005 GF/Prgm (1005 GF/Prgm)</b>                                  |                          |   | <b>1,379.7</b> | <b>1,799.6</b>            | <b>1,926.7</b>  |
| 5103 Program Receipts - Charges for<br>Services                     |                          | Building plan review fees.  | 21.5           | 50.0                      | 166.7           |
| 5108 Program Receipts General<br>Government - Charges for Services  |                          | Fees collected from various private<br>and governmental agencies to<br>provide emergency response or fire<br>training authorized under AS<br>44.41.020(a).  | 112.7          | 150.0                     | 150.0           |
| 5115 Program Receipts Health & Human<br>Svcs - Charges for Services |                          | Life Safety Code Compliance<br>surveys of facilities participating in<br>Medicare and Medicaid programs.  | 1,243.2        | 1,589.6                   | 1,600.0         |
| 5117 Program Receipts Public Protection -<br>Charges for Services   |                          | Licenses and permit fees.   | 2.3            | 10.0                      | 10.0            |
| <b>5007 I/A Rcpts (1007 I/A Rcpts)</b>                              |                          |   | <b>147.8</b>   | <b>380.0</b>              | <b>271.4</b>    |
| 5301 Inter-Agency Receipts  |                          | Inter-Agency receipts for various<br>state agencies in support of Life<br>Safety Code Compliance and<br>Building Plan Review fees or Fire<br>Safety/Rural Firefighter training.   | 21.6           | 75.0                      | 75.5            |
| 5301 Inter-Agency Receipts  | NatRes - Department-wide | Inter-Agency receipts from<br>Department of Natural Resources to<br>provide Fire Marshal support for the<br>Joint Pipeline Office.  | 126.2          | 305.0                     | 195.9           |
| <b>5061 CIP Rcpts (1061 CIP Rcpts)</b>                              |                          |   | <b>0.0</b>     | <b>135.1</b>              | <b>0.0</b>      |

**Revenue Detail (1681)**  
**Department of Public Safety**

**Component:** Fire and Life Safety (3051)

| <b>Revenue Type (OMB Fund Code)</b>                             | <b>Component</b>        | <b>Comment</b>   | <b>FY2017 Actuals</b> | <b>FY2018 Management Plan</b> | <b>FY2019 Governor</b> |
|---|-------------------------|--|-----------------------|-------------------------------|------------------------|
| <b>Revenue Source</b>   |                         |  |                       |                               |                        |
| 5351 Capital Improvement Project<br>Inter-Agency                | Trans - Department-wide | Inter-Agency plan review fees from agency Capital Improvement Project funds as authorized under AS 18.70(b). | 0.0                   | 135.1                         | 0.0                    |
| <b>6004 Gen Fund (1004 Gen Fund)</b>                            |                         |  | <b>0.9</b>            | <b>0.0</b>                    | <b>0.0</b>             |
| 6001 General Fund Pblc Protection - Other<br>Licenses & Permits |                         | Firework licenses and permits.   | 0.5                   | 0.0                           | 0.0                    |
| 6046 General Fund - Prior Year<br>Reimbursement Recovery        |                         | Miscellaneous  | 0.4                   | 0.0                           | 0.0                    |

**Inter-Agency Services (1682)**  
**Department of Public Safety**

**Component:** Fire and Life Safety (3051)

|  |   |   |                       | FY2017 Actuals                    | FY2018<br>Management Plan | FY2019 Governor |
|--|---|---|-----------------------|-----------------------------------|---------------------------|-----------------|
| <b>Component Totals</b>                                |   |   |                       | <b>191.9</b>                      | <b>674.0</b>              | <b>688.6</b>    |
| With Department of Administration                      |   |   |                       | 114.0                             | 288.0                     | 302.6           |
| With Department of Law                                 |   |   |                       | 12.1                              | 50.0                      | 50.0            |
| With Department of Public Safety                       |   |   |                       | 60.5                              | 221.0                     | 221.0           |
| With Department of<br>Transportation/Public Facilities |   |   |                       | 5.3                               | 115.0                     | 115.0           |
| <b>Object Class</b>                                    | <b>Servicing Agency</b>                                       | <b>Explanation</b>  | <b>FY2017 Actuals</b> | <b>FY2018<br/>Management Plan</b> | <b>FY2019 Governor</b>    |                 |
| 3017   | Inter-Agency Information Technology<br>Non-Telecommunications | Admin - Department-wide<br>RSA for ETS mainframe or computer<br>services including sponsored agency<br>fees for APSIN services. | 45.2                  | 120.0                             | 139.6                     |                 |
| 3017   | Inter-Agency Information Technology<br>Non-Telecommunications | Law - Department-wide<br>Legal review for code or regulation<br>adoption.   | 0.0                   | 20.0                              | 20.0                      |                 |
| 3017   | Inter-Agency Information Technology<br>Non-Telecommunications | PubSaf - Statewide Info Technology<br>Svcs (3050)<br>Non-telecommunications (LAN/WAN<br>& APSIN).                               | -2.1                  | 65.0                              | 65.0                      |                 |
| 3018   | Inter-Agency Information Technology<br>Telecommunications     | Admin - Department-wide<br>Telecommunications support<br>services (EPR and basic phones).                                       | 32.7                  | 70.0                              | 70.0                      |                 |
| 3020   | Inter-Agency Building Maintenance                             | Trans - Department-wide<br>Lawn maintenance, snow removal<br>and janitorial services for state<br>owned buildings.              | 0.0                   | 20.0                              | 20.0                      |                 |
| 3021   | Inter-Agency Mail   | Admin - Department-wide<br>RSA for statewide central mail<br>services.  | 0.8                   | 10.0                              | 10.0                      |                 |
| 3021   | Inter-Agency Mail   | PubSaf - AST Detachments (2325)<br>DPS HQ mailroom services true up.  | -0.4                  | 0.0                               | 0.0                       |                 |
| 3022   | Inter-Agency Human Resources                                  | Admin - Department-wide<br>HR personnel chargeback.   | 9.1                   | 20.0                              | 20.0                      |                 |
| 3023   | Inter-Agency Building Leases                                  | Admin - Department-wide<br>State owned leased offices in<br>Juneau and Fairbanks.   | 18.6                  | 28.0                              | 28.0                      |                 |
| 3024   | Inter-Agency Legal  | Law - Department-wide<br>RSA for legal services or criminal<br>justice litigation.  | 12.1                  | 30.0                              | 30.0                      |                 |
| 3026   | Inter-Agency Insurance  | Admin - Department-wide<br>Risk management for property and<br>overhead insurance.  | 3.1                   | 10.0                              | 10.0                      |                 |
| 3027   | Inter-Agency Financial  | Admin - Department-wide<br>IRIS, ALDER & HRM systems.   | 4.3                   | 20.0                              | 15.0                      |                 |
| 3027   | Inter-Agency Financial  | PubSaf - Administrative Services (525)<br>RSA for Administrative Services   | 0.0                   | 60.0                              | 60.0                      |                 |

**Inter-Agency Services (1682)**  
**Department of Public Safety**

**Component:** Fire and Life Safety (3051)

| <b>Object Class</b> | <b>Servicing Agency</b>                                 | <b>Explanation</b>                        | <b>FY2017 Actuals</b>                                     | <b>FY2018 Management Plan</b> | <b>FY2019 Governor</b> |      |
|---------------------|---|---|---|-------------------------------|------------------------|------|
|                     |   | costs.                                    |   |                               |                        |      |
| 3028                | Inter-Agency Americans with Disabilities Act Compliance | Admin - Department-wide                   | Compliance with the Americans with Disabilities Act.      | 0.2                           | 10.0                   | 10.0 |
| 3029                | Inter-Agency Education/Training                         | PubSaf - AK Fire Standards Council (2428) | Fire safety training or certification for Division staff. | 0.0                           | 1.0                    | 1.0  |
| 3031                | Inter-Agency Construction                               | Trans - Department-wide                   | DOT office repairs & maintenance.                         | 4.7                           | 15.0                   | 15.0 |
| 3037                | State Equipment Fleet                                   | Trans - Department-wide                   | State Equipment Fleet costs.                              | 0.6                           | 80.0                   | 80.0 |
| 3038                | Inter-Agency Management/Consulting                      | PubSaf - Administrative Services (525)    | RSA for Grant Office costs.                               | 51.9                          | 75.0                   | 75.0 |
| 3038                | Inter-Agency Management/Consulting                      | PubSaf - AST Detachments (2325)           | DPS Office of Professional Standards cost allocation.     | 8.1                           | 12.0                   | 12.0 |
| 3038                | Inter-Agency Management/Consulting                      | PubSaf - Commissioner's Office (523)      | DPS Commissioner's Office cost allocation.                | 3.0                           | 8.0                    | 8.0  |