

# **State of Alaska FY2019 Governor's Operating Budget**

**Department of Revenue**

# Contents

<b>Department of Revenue</b>	<b>4</b>
Mission	4
Major Department Accomplishments in 2017	6
Key Department Challenges	7
Significant Changes in Results to be Delivered in FY2019	8
Contact Information	8
FY2019 Capital Budget Request	9
Summary of Department Budget Changes by RDU	10
<b>Taxation and Treasury Results Delivery Unit</b>	<b>17</b>
RDU Financial Summary by Component	18
Summary of RDU Budget Changes by Component	19
<i>Component: Tax Division</i>	20
Personal Services Information	24
<i>Component: Treasury Division</i>	45
Personal Services Information	48
<i>Component: Unclaimed Property</i>	63
Personal Services Information	65
<i>Component: Alaska Retirement Management Board</i>	75
<i>Component: Alaska Retirement Management Board Custody and Management Fees</i>	86
<i>Component: Permanent Fund Dividend Division</i>	90
Personal Services Information	93
<b>RDU/Component: Child Support Services Division</b>	<b>111</b>
Personal Services Information	114
<b>Administration and Support Results Delivery Unit</b>	<b>135</b>
RDU Financial Summary by Component	136
Summary of RDU Budget Changes by Component	137
<i>Component: Commissioner's Office</i>	138
Personal Services Information	140
<i>Component: Administrative Services</i>	151
Personal Services Information	153
<i>Component: Criminal Investigations Unit</i>	165
Personal Services Information	167
<b>Alaska Mental Health Trust Authority Results Delivery Unit</b>	<b>178</b>
RDU Financial Summary by Component	179
Summary of RDU Budget Changes by Component	180
<i>Component: Mental Health Trust Operations</i>	181
Personal Services Information	185
<i>Component: Long Term Care Ombudsman Office</i>	200
Personal Services Information	204
<b>RDU/Component: AMBBA Operations</b>	<b>215</b>
Personal Services Information	218
<b>Alaska Housing Finance Corporation Results Delivery Unit</b>	<b>229</b>
RDU Financial Summary by Component	234
Summary of RDU Budget Changes by Component	235
<i>Component: AHFC Operations</i>	236
Personal Services Information	244
<i>Component: Alaska Corporation for Affordable Housing</i>	271

Personal Services Information .....	273
<b>Alaska Permanent Fund Corporation Results Delivery Unit .....</b>	<b>283</b>
RDU Financial Summary by Component .....	284
Summary of RDU Budget Changes by Component .....	285
<i>Component: APFC Operations</i> .....	286
Personal Services Information .....	289
<i>Component: APFC Investment Management Fees</i> .....	302

**Department of Revenue**

**Mission**

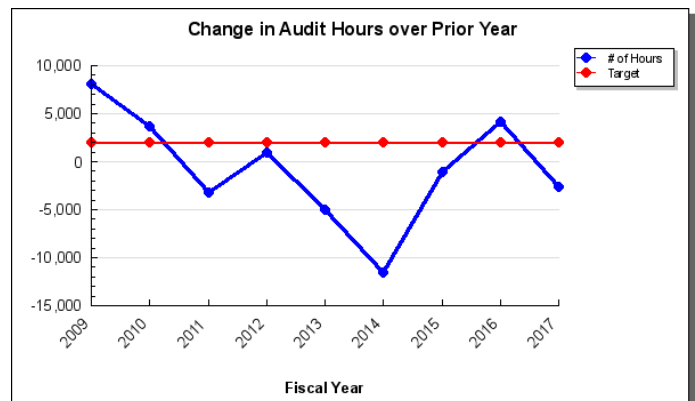
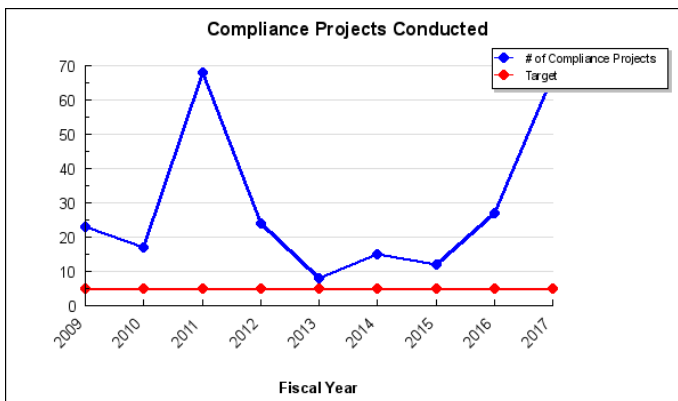
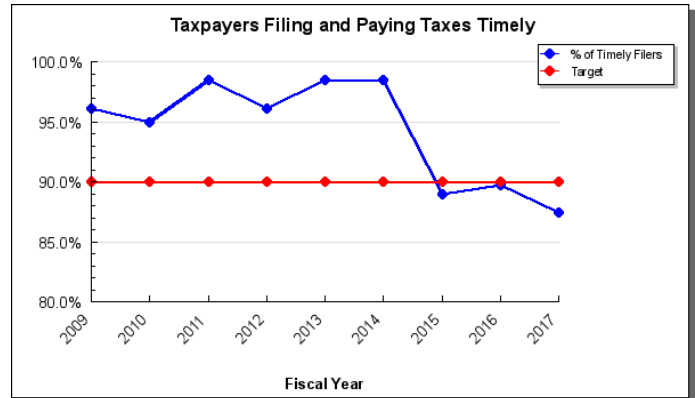
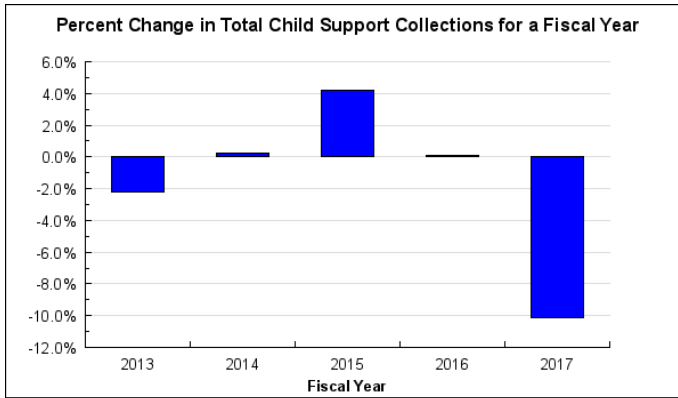
The mission of the Department of Revenue is to collect, distribute and invest funds for public purposes. Alaska Constitution Article 9; AS 25.27, AS 37, AS 43

	UGF	DGF	Other	Fed	Total	PFT	PPT	NP	% GF
<b>Core Services (in priority order)</b>									
1 Funds Collection	17,997.3	923.2	20,269.8	41,255.2	80,445.5	409	10	6	67.0%
2 Funds Distribution	4,146.5	909.2	27,670.7	29,471.2	62,197.6	285	18	6	17.9%
3 Funds Investment	2,977.8	305.1	221,583.8	7,939.1	232,805.8	122	5	4	11.6%
4 Safety for Alaskans	463.3	500.0	410.1	0.0	1,373.4	7	0	0	3.4%
<b>FY2018 Management Plan</b>	<b>25,584.9</b>	<b>2,637.5</b>	<b>269,934.4</b>	<b>78,665.5</b>	<b>376,822.3</b>	<b>823</b>	<b>33</b>	<b>16</b>	

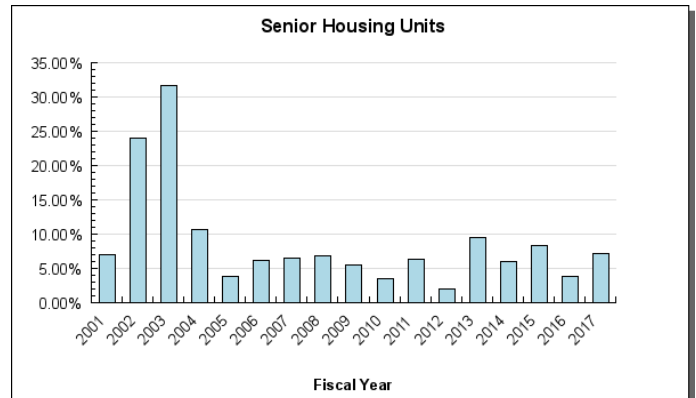
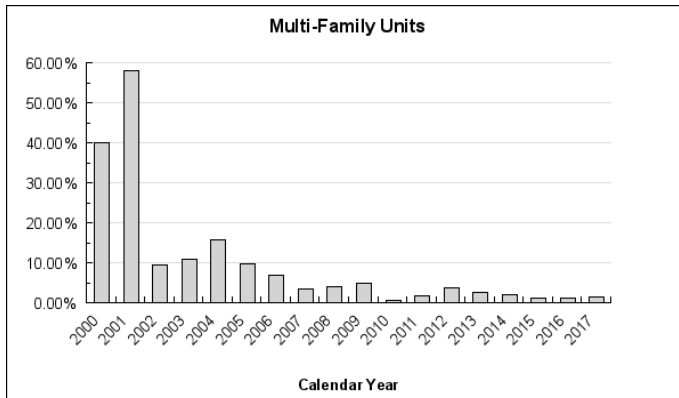
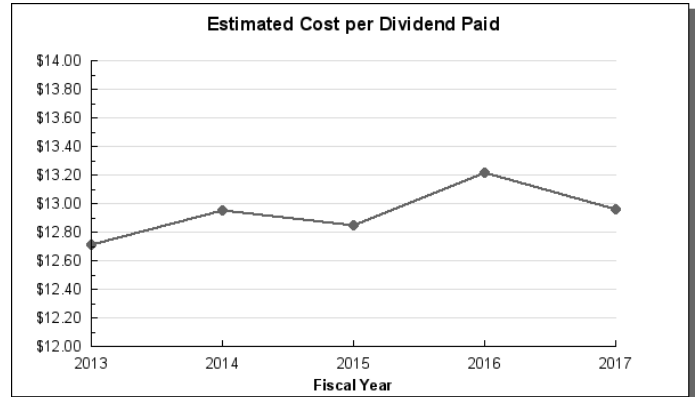
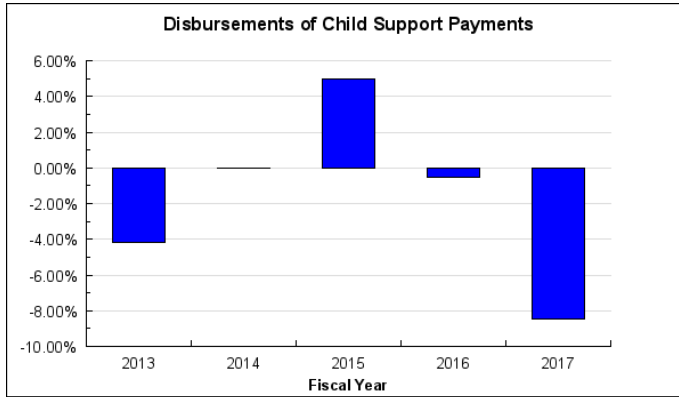
**Measures by Core Service**

(Additional performance information is available on the web at <https://omb.alaska.gov/results>.)

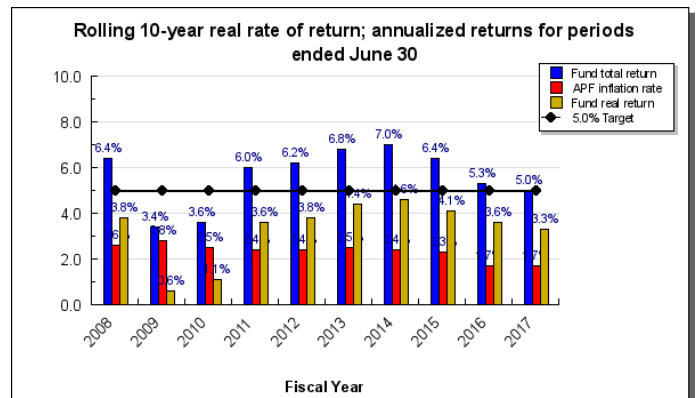
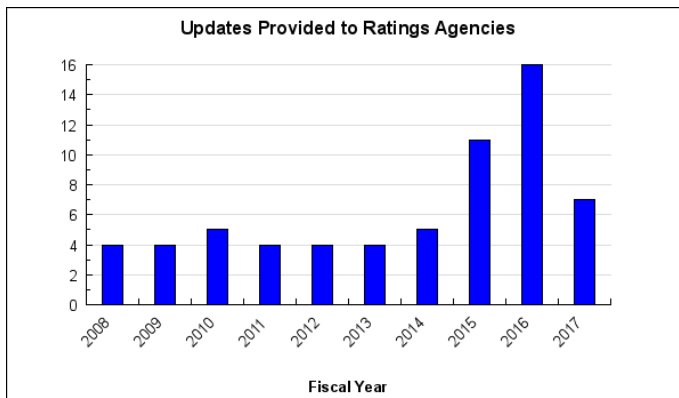
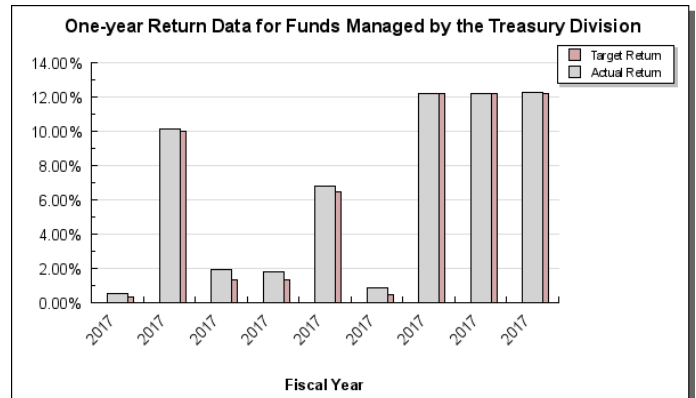
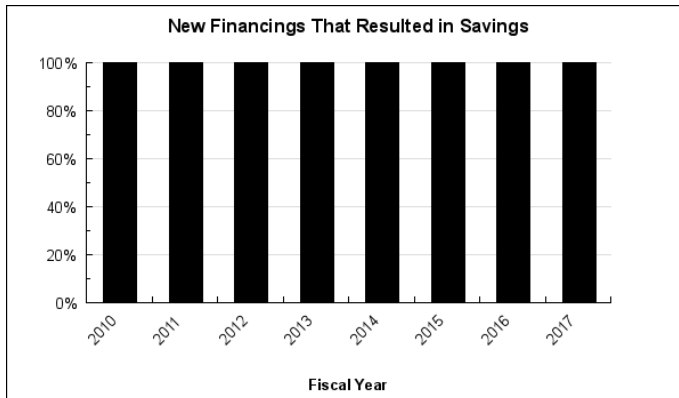
**1. Funds Collection**



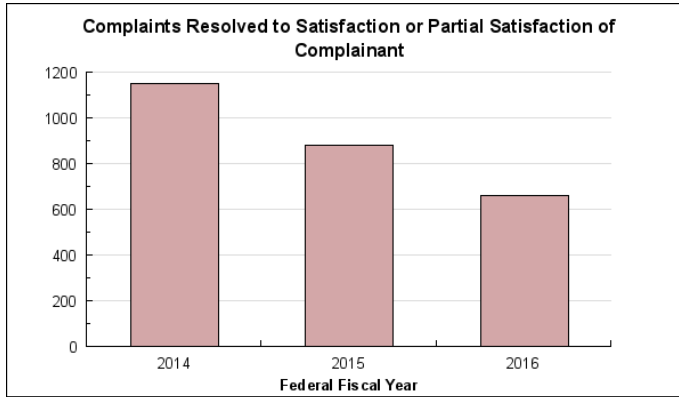
## 2. Funds Distribution



## 3. Funds Investment



## 4. Safety for Alaskans



## Major Department Accomplishments in 2017

### Funds Collection

- Total collections in FY2017 were approximately \$106 million, of which \$8 million was collected in Temporary Assistance for Needy Families reimbursement for the State of Alaska and the federal government. \$98 million was collected for families.
- Referred 88 criminal cases to the Office of Special Prosecution in FY 17 resulting in \$511,048 in Child Support collected as a result, down slightly from a previous Department-high of 90 cases in FY 16.

### Funds Distribution

- Distributed shared taxes and fees of approximately \$45.9 million to 123 communities throughout Alaska.
- Online child support financial statements accessible through myAlaska continue to be a success with custodial and noncustodial parents. This tool allows CSSD's clients to access financial information on their child support case online. The division is receiving very positive feedback from clients as they will no longer have to contact customer service or their caseworker or have to wait for their statement to be mailed each month.

### Funds Investment

- 24 of the 28 non-retirement funds managed by the Treasury Division met or exceeded the benchmark returns, including the General Fund and Other Non-segregated Investments (GeFONSI) and Constitutional Budget Reserve Funds.
- The Public Employee Retirement System (PERS) and Teacher Retirement System (TRS) defined benefit retirement plans earned annual returns above their benchmark returns in 2017. The 3 year and 5 year returns also exceeded their benchmarks.
- The Permanent Fund's total rate of return for the 10-year period ended June 30, 2017 was 5%.
- The Bond Bank sold five series of bonds in FY 2017, the 2016 Series Three & Four, the Series 2017A, and the 2017 Series One & Two. During FY 2017 the Bond Bank issued \$255.0 million in bonds, which resulted in \$280.7 million in loans to communities and a Regional Health Organization. Loans were issued for new capital projects, or the advance refinancing of previously issued debt. The Bond Bank used these funds to enter into 27 loan agreements with 18 authorized borrowers: City of Petersburg, City of Nome, Northwest

Arctic Borough, City of Seward, City of Wasilla, City & Borough of Sitka, Aleutians East Borough, Kenai Peninsula Borough, City of Bethel, City of Kodiak, City of Dillingham, Kodiak Island Borough, Municipality of Skagway, City & Borough of Juneau, City of Ketchikan, City of Unalaska, City of Whittier, and the Yukon-Kuskokwim Health Corporation. These borrowers are estimated to have saved over \$41.2 million in reduced issuance costs and lowered future interest expense in their funding of schools, school renovations, health care facilities, harbors, ports, utilities, and other community capital projects.

- Although the Home Energy Rebate Program participation waitlist was closed, activity has resulted in 40,700 ratings to date. Over 25,065 rebates have been paid out since the program started in April 2008. The average rebate is \$6,960. In the past fiscal year, \$15.15 million was paid out. The average annual energy saved is estimated at 34%.

### **Safety for Alaskans**

- The Long Term Care Ombudsman's (LTCO) Office made unannounced visits to 212 facilities to monitor conditions and resolve complaints.
- The LTCO provided consultation to 125 providers of long term care and published monthly educational columns in Senior Voice statewide newspaper.

### **Key Department Challenges**

#### **Funds Collection**

- To maintain the integrity of core tax programs in the face of resource demands from major revenue and investment initiatives.
- To provide key decision makers with the information necessary to adopt a fiscal plan to ensure that the State of Alaska has the financial resources necessary to provide constitutionally required public services in an era of volatile oil prices and declining production.
- To estimate oil and gas revenues in light of the highly volatile oil and gas market coupled with uncertainties in the U.S. economy.

#### **Funds Distribution**

- Meeting stringent federal requirements for data reliability to achieve the highest possible federal incentive payments and avoid possible penalties to the Department of Revenue and the Department of Health and Social Services, Division of Public Assistance.
- Increase the use of media venues as well as myPFD info to both disseminate information and request information from individuals.

#### **Funds Investment**

- Managing investment risk in the current low interest rate environment and during market volatility.
- State assets managed by Treasury staff, including the GeFONSI and the Constitutional Budget Reserve Fund, totaled \$11.1 billion at June 30, 2017; bringing total assets managed by Treasury to \$42 billion. Market volatility, increasingly complex and growing investment mandates and lagging growth in the number of Treasury staff continue to provide investment challenges.
- Maintaining corporate best practices and necessary due diligence for a growing fund and asset allocation.

- The Alaska Municipal Bond Bank Authority will continue to seek to maintain the diversity of the municipalities in the pool, including attempts to attract stronger municipalities with stronger credit ratings, and a broader array of municipal enterprise credits. Having a portfolio of borrowers that represents a diversity of regions and economic activity helps ensure the Bond Bank maintains its favorable credit rating.
- Continue to develop partnering initiatives to leverage funds from private corporations, foundations, and other funding sources for Mental Health Trust beneficiary related programs.

**Safety for Alaskans**

- To respond to complaints and requests for assistance from the public on behalf of seniors. Between FFY2017 and FFY2016, the number of complaints received dropped from 1,150 to 662.

**Significant Changes in Results to be Delivered in FY2019**

**Funds Collection**

- No changes in results to be delivered.

**Funds Distribution**

- No changes in results to be delivered.

<b>Contact Information</b>	
<p><b>Commissioner:</b> Sheldon Fisher  <b>Phone:</b> (907) 465-2300  <b>Fax:</b> (907) 465-2389  <b>E-mail:</b> sheldon.fisher@alaska.gov</p>	<p><b>Administrative Services Director:</b> Dan DeBartolo  <b>Phone:</b> (907) 465-2312  <b>Fax:</b> (907) 465-1685  <b>E-mail:</b> Dan.Debartolo@alaska.gov</p>



**FY2019 Capital Budget Request**

<b>Project Title</b>	<b>Unrestricted Gen (UGF)</b>	<b>Designated Gen (DGF)</b>	<b>Other Funds</b>	<b>Federal Funds</b>	<b>Total Funds</b>
AHFC Cold Climate Housing Research Center (CCHRC)	1,000,000	0	0	0	1,000,000
AHFC Competitive Grants for Public Housing	350,000	0	0	750,000	1,100,000
AHFC Federal and Other Competitive Grants	1,500,000	0	0	6,000,000	7,500,000
AHFC Housing and Urban Development Capital Fund Program	0	0	0	2,500,000	2,500,000
AHFC Housing and Urban Development Federal HOME Grant	750,000	0	0	4,000,000	4,750,000
AHFC Rental Assistance for Victims - Empowering Choice Housing Program (ECHP)	1,500,000	0	0	0	1,500,000
AHFC Teacher, Health and Public Safety Professionals Housing	1,750,000	0	500,000	0	2,250,000
MH: AHFC Beneficiary and Special Needs Housing	1,500,000	0	200,000	0	1,700,000
MH: AHFC Homeless Assistance Program	6,850,000	0	950,000	0	7,800,000
MH: Housing - Grant 604 Department of Corrections Discharge Incentive Grants	0	0	100,000	0	100,000
<b>Department Total</b>	<b>15,200,000</b>	<b>0</b>	<b>1,750,000</b>	<b>13,250,000</b>	<b>30,200,000</b>

*This is an appropriation level summary only. For allocations and the full project details see the capital budget.*

### Summary of Department Budget Changes by RDU

From FY2018 Management Plan to FY2019 Governor

*All dollars shown in thousands*

	<u>Unrestricted Gen (UGF)</u>	<u>Designated Gen (DGF)</u>	<u>Other Funds</u>	<u>Federal Funds</u>	<u>Total Funds</u>
<b>FY2018 Management Plan</b>	<b>25,584.9</b>	<b>2,637.5</b>	<b>269,934.4</b>	<b>78,665.5</b>	<b>376,822.3</b>
<b>One-time items:</b>					
-Taxation and Treasury	0.0	0.0	-40.0	0.0	-40.0
-Mental Health Trust Authority	0.0	0.0	-3,867.4	0.0	-3,867.4
-Alaska Housing Finance Corp	0.0	0.0	-100.0	0.0	-100.0
<b>Adjustments which continue current level of service:</b>					
-Taxation and Treasury	35.0	3.9	35.8	0.0	74.7
-Child Support Services	27.7	0.0	0.0	52.8	80.5
-Administration and Support	0.7	0.0	1.7	1.0	3.4
-Mental Health Trust Authority	0.0	0.0	3,867.4	0.0	3,867.4
-AK Municipal Bond Bank Auth	0.0	0.0	0.3	0.0	0.3
<b>Proposed budget increases:</b>					
-Administration and Support	0.0	0.0	406.9	0.0	406.9
-Mental Health Trust Authority	31.5	0.0	0.0	0.0	31.5
-AK Permanent Fund Corporation	0.0	0.0	168,573.3	0.0	168,573.3
<b>Proposed budget decreases:</b>					
-Taxation and Treasury	-525.9	-71.0	0.0	0.0	-596.9
-Child Support Services	-144.7	0.0	0.0	-281.0	-425.7
-AK Permanent Fund Corporation	0.0	0.0	-151,023.6	0.0	-151,023.6
<b>FY2019 Governor</b>	<b>25,009.2</b>	<b>2,570.4</b>	<b>287,788.8</b>	<b>78,438.3</b>	<b>393,806.7</b>

**Department Totals**  
**Department of Revenue**

<b>Description</b>	<b>FY2017 Actuals</b>	<b>FY2018 Conference Committee</b>	<b>FY2018 Authorized</b>	<b>FY2018 Management Plan</b>	<b>FY2019 Governor</b>	<b>FY2018 Management Plan vs FY2019 Governor</b>	
Department Totals	296,399.7	376,822.3	376,822.3	376,822.3	393,806.7	16,984.4	4.5%
<b>Objects of Expenditure:</b>							
71000 Personal Services	97,052.9	99,787.2	99,787.2	100,660.7	103,349.4	2,688.7	2.7%
72000 Travel	1,179.2	1,744.8	1,744.8	1,744.8	2,370.2	625.4	
73000 Services	158,383.4	236,342.6	236,342.6	235,438.1	248,570.7	13,132.6	5.6%
74000 Commodities	2,481.0	2,594.8	2,594.8	2,625.8	2,963.5	337.7	12.9%
75000 Capital Outlay	780.2	452.9	452.9	452.9	752.9	300.0	66.2%
77000 Grants, Benefits	36,523.0	35,900.0	35,900.0	35,900.0	35,800.0	-100.0	-0.3%
78000 Miscellaneous	0.0	0.0	0.0	0.0	0.0	0.0	0.0%
<b>Funding Source:</b>							
1002 Fed Rcpts (Fed)	72,865.8	75,490.0	75,490.0	75,490.0	75,261.8	-228.2	-0.3%
1003 G/F Match (UGF)	7,180.5	7,346.0	7,346.0	7,346.0	7,228.5	-117.5	-1.6%
1004 Gen Fund (UGF)	17,018.7	17,775.6	17,775.6	17,775.6	17,285.9	-489.7	-2.8%
1005 GF/Prgm (DGF)	1,622.4	1,778.5	1,778.5	1,778.5	1,711.3	-67.2	-3.8%
1007 I/A Rcpts (Other)	9,378.1	9,381.0	9,381.0	9,381.0	9,793.3	412.3	4.4%
1016 Fed Incent (Fed)	1,600.0	1,800.0	1,800.0	1,800.0	1,800.0	0.0	0.0%
1017 Ben Sys (Other)	7,088.7	26,845.1	26,845.1	26,845.1	26,845.2	0.1	0.0%
1027 Int Airprt (Other)	20.2	34.6	34.6	34.6	34.6	0.0	0.0%
1029 P/E Retire (Other)	4,911.4	22,305.0	22,305.0	22,305.0	22,305.0	0.0	0.0%
1034 Teach Ret (Other)	2,914.5	10,371.7	10,371.7	10,371.7	10,371.7	0.0	0.0%
1037 GF/MH (UGF)	450.6	463.3	463.3	463.3	494.8	31.5	6.8%
1042 Jud Retire (Other)	79.9	367.5	367.5	367.5	367.5	0.0	0.0%
1045 Nat Guard (Other)	13.7	241.2	241.2	241.2	241.2	0.0	0.0%
1050 PFD Fund (Other)	8,477.0	8,218.8	8,218.8	8,218.8	8,246.6	27.8	0.3%
1061 CIP Rcpts (Other)	2,101.6	3,474.0	3,474.0	3,474.0	3,477.7	3.7	0.1%
1066 Pub School (Other)	120.3	125.4	125.4	125.4	125.5	0.1	0.1%
1092 MHTAAR (Other)	23.8	140.0	140.0	140.0	0.0	-140.0	-100.0%
1094 MHT Admin (Other)	3,366.9	3,867.4	3,867.4	3,867.4	3,867.4	0.0	0.0%
1103 AHFC Rcpts (Other)	32,134.1	32,438.7	32,438.7	32,438.7	32,438.7	0.0	0.0%
1104 MBB Rcpts (Other)	621.0	901.3	901.3	901.3	901.6	0.3	0.0%
1105 PFund Rcpt (Other)	122,686.3	151,117.7	151,117.7	151,117.7	168,667.8	17,550.1	11.6%
1108 Stat Desig (Other)	0.0	105.0	105.0	105.0	105.0	0.0	0.0%
1133 CSSD Reimb (Fed)	1,042.9	1,375.5	1,375.5	1,375.5	1,376.5	1.0	0.1%
1169 PCE Endow (DGF)	181.3	359.0	359.0	359.0	359.1	0.1	0.0%
1180 Alcohol Fd (DGF)	500.0	500.0	500.0	500.0	500.0	0.0	0.0%

**Department Totals**  
**Department of Revenue**

<b>Description</b>	<b>FY2017 Actuals</b>	<b>FY2018 Conference Committee</b>	<b>FY2018 Authorized</b>	<b>FY2018 Management Plan</b>	<b>FY2019 Governor</b>	<b>FY2018 Management Plan vs FY2019 Governor</b>	
<b>Totals:</b>							
Unrestricted Gen (UGF)	24,649.8	25,584.9	25,584.9	25,584.9	25,009.2	-575.7	-2.3%
Designated Gen (DGF)	2,303.7	2,637.5	2,637.5	2,637.5	2,570.4	-67.1	-2.5%
Other Funds	193,937.5	269,934.4	269,934.4	269,934.4	287,788.8	17,854.4	6.6%
Federal Funds	75,508.7	78,665.5	78,665.5	78,665.5	78,438.3	-227.2	-0.3%
<b>Positions:</b>							
Permanent Full Time	838	814	814	823	832	9	1.1%
Permanent Part Time	31	33	33	33	33	0	0.0%
Non Permanent	17	16	16	16	16	0	0.0%

**Component Summary Unrestricted General Funds Only**  
**Department of Revenue**

<b>Results Delivery Unit/ Component</b>	<b>FY2017 Actuals</b>	<b>FY2018 Conference Committee</b>	<b>FY2018 Authorized</b>	<b>FY2018 Management Plan</b>	<b>FY2019 Governor</b>	<b>FY2018 Management Plan vs FY2019 Governor</b>	
<b>Taxation and Treasury</b>							
Tax Division	13,292.1	13,276.4	13,276.4	13,276.4	13,310.3	33.9	0.3%
Treasury Division	2,513.3	3,380.3	3,380.3	3,380.3	2,855.5	-524.8	-15.5%
<b>RDU Totals:</b>	<b>15,805.4</b>	<b>16,656.7</b>	<b>16,656.7</b>	<b>16,656.7</b>	<b>16,165.8</b>	<b>-490.9</b>	<b>-2.9%</b>
<b>Child Support Services</b>							
Child Support Services	7,743.4	7,811.8	7,811.8	7,811.8	7,694.8	-117.0	-1.5%
<b>RDU Totals:</b>	<b>7,743.4</b>	<b>7,811.8</b>	<b>7,811.8</b>	<b>7,811.8</b>	<b>7,694.8</b>	<b>-117.0</b>	<b>-1.5%</b>
<b>Administration and Support</b>							
Commissioner's Office	134.5	134.7	134.7	134.7	134.7	0.0	0.0%
Administrative Services	515.9	518.4	518.4	518.4	519.1	0.7	0.1%
<b>RDU Totals:</b>	<b>650.4</b>	<b>653.1</b>	<b>653.1</b>	<b>653.1</b>	<b>653.8</b>	<b>0.7</b>	<b>0.1%</b>
<b>Alaska Mental Health Trust Authority</b>							
Long Term Care Ombudsman Office	450.6	463.3	463.3	463.3	494.8	31.5	6.8%
<b>RDU Totals:</b>	<b>450.6</b>	<b>463.3</b>	<b>463.3</b>	<b>463.3</b>	<b>494.8</b>	<b>31.5</b>	<b>6.8%</b>
<b>Unrestricted Gen (UGF):</b>	<b>24,649.8</b>	<b>25,584.9</b>	<b>25,584.9</b>	<b>25,584.9</b>	<b>25,009.2</b>	<b>-575.7</b>	<b>-2.3%</b>
<b>Designated Gen (DGF):</b>	<b>0.0</b>	<b>0.0</b>	<b>0.0</b>	<b>0.0</b>	<b>0.0</b>	<b>0.0</b>	<b>0.0%</b>
<b>Other Funds:</b>	<b>0.0</b>	<b>0.0</b>	<b>0.0</b>	<b>0.0</b>	<b>0.0</b>	<b>0.0</b>	<b>0.0%</b>
<b>Federal Funds:</b>	<b>0.0</b>	<b>0.0</b>	<b>0.0</b>	<b>0.0</b>	<b>0.0</b>	<b>0.0</b>	<b>0.0%</b>
<b>Total Funds:</b>	<b>24,649.8</b>	<b>25,584.9</b>	<b>25,584.9</b>	<b>25,584.9</b>	<b>25,009.2</b>	<b>-575.7</b>	<b>-2.3%</b>

**Component Summary All Funds**  
**Department of Revenue**

<b>Results Delivery Unit/ Component</b>	<b>FY2017 Actuals</b>	<b>FY2018 Conference Committee</b>	<b>FY2018 Authorized</b>	<b>FY2018 Management Plan</b>	<b>FY2019 Governor</b>	<b>FY2018 Management Plan vs FY2019 Governor</b>	
<b>Taxation and Treasury</b>							
Tax Division	14,244.4	15,093.5	15,093.5	15,093.5	15,133.5	40.0	0.3%
Treasury Division	7,921.1	10,518.7	10,518.7	10,518.7	9,957.9	-560.8	-5.3%
Unclaimed Property	480.8	584.5	584.5	584.5	515.0	-69.5	-11.9%
AK Retirement Management Board	8,796.4	10,032.9	10,032.9	10,032.9	10,032.9	0.0	0.0%
ARM Custody and Mgt Fees	6,122.8	50,000.0	50,000.0	50,000.0	50,000.0	0.0	0.0%
Permanent Fund Dividend Division	8,840.2	8,611.8	8,611.8	8,611.8	8,639.9	28.1	0.3%
<b>RDU Totals:</b>	<b>46,405.7</b>	<b>94,841.4</b>	<b>94,841.4</b>	<b>94,841.4</b>	<b>94,279.2</b>	<b>-562.2</b>	<b>-0.6%</b>
<b>Child Support Services</b>							
Child Support Services	23,789.6	25,773.6	25,773.6	25,773.6	25,428.4	-345.2	-1.3%
<b>RDU Totals:</b>	<b>23,789.6</b>	<b>25,773.6</b>	<b>25,773.6</b>	<b>25,773.6</b>	<b>25,428.4</b>	<b>-345.2</b>	<b>-1.3%</b>
<b>Administration and Support</b>							
Commissioner's Office	880.2	917.2	917.2	917.2	917.6	0.4	0.0%
Administrative Services	2,682.2	2,750.5	2,750.5	2,750.5	2,753.5	3.0	0.1%
Natural Gas Commercialization	463.9	0.0	0.0	0.0	0.0	0.0	0.0%
Criminal Investigations Unit	296.8	0.0	0.0	0.0	406.9	406.9	100.0%
<b>RDU Totals:</b>	<b>4,323.1</b>	<b>3,667.7</b>	<b>3,667.7</b>	<b>3,667.7</b>	<b>4,078.0</b>	<b>410.3</b>	<b>11.2%</b>
<b>Alaska Mental Health Trust Authority</b>							
Mental Health Trust Operations	4,157.7	4,397.4	4,397.4	4,397.4	4,397.4	0.0	0.0%
Long Term Care Ombudsman Office	871.4	873.4	873.4	873.4	904.9	31.5	3.6%
<b>RDU Totals:</b>	<b>5,029.1</b>	<b>5,270.8</b>	<b>5,270.8</b>	<b>5,270.8</b>	<b>5,302.3</b>	<b>31.5</b>	<b>0.6%</b>
<b>Alaska Municipal Bond Bank Authority</b>							
AMBBA Operations	621.0	1,006.3	1,006.3	1,006.3	1,006.6	0.3	0.0%
<b>RDU Totals:</b>	<b>621.0</b>	<b>1,006.3</b>	<b>1,006.3</b>	<b>1,006.3</b>	<b>1,006.6</b>	<b>0.3</b>	<b>0.0%</b>
<b>Alaska Housing Finance Corporation</b>							
AHFC Operations	93,566.9	94,759.5	94,759.5	94,759.5	94,659.5	-100.0	-0.1%
AK Corp for Affordable Housing	71.7	479.4	479.4	479.4	479.4	0.0	0.0%
<b>RDU Totals:</b>	<b>93,638.6</b>	<b>95,238.9</b>	<b>95,238.9</b>	<b>95,238.9</b>	<b>95,138.9</b>	<b>-100.0</b>	<b>-0.1%</b>
<b>Alaska Permanent Fund Corporation</b>							
APFC Operations	11,349.9	12,254.4	12,254.4	12,254.4	168,573.3	156,318.9	1275.6%
APFC Investment Management Fees	111,242.7	138,769.2	138,769.2	138,769.2	0.0	-138,769.2	-100.0%
<b>RDU Totals:</b>	<b>122,592.6</b>	<b>151,023.6</b>	<b>151,023.6</b>	<b>151,023.6</b>	<b>168,573.3</b>	<b>17,549.7</b>	<b>11.6%</b>
<b>Unrestricted Gen (UGF):</b>	<b>24,649.8</b>	<b>25,584.9</b>	<b>25,584.9</b>	<b>25,584.9</b>	<b>25,009.2</b>	<b>-575.7</b>	<b>-2.3%</b>
<b>Designated Gen (DGF):</b>	<b>2,303.7</b>	<b>2,637.5</b>	<b>2,637.5</b>	<b>2,637.5</b>	<b>2,570.4</b>	<b>-67.1</b>	<b>-2.5%</b>
<b>Other Funds:</b>	<b>193,937.5</b>	<b>269,934.4</b>	<b>269,934.4</b>	<b>269,934.4</b>	<b>287,788.8</b>	<b>17,854.4</b>	<b>6.6%</b>
<b>Federal Funds:</b>	<b>75,508.7</b>	<b>78,665.5</b>	<b>78,665.5</b>	<b>78,665.5</b>	<b>78,438.3</b>	<b>-227.2</b>	<b>-0.3%</b>
<b>Total Funds:</b>	<b>296,399.7</b>	<b>376,822.3</b>	<b>376,822.3</b>	<b>376,822.3</b>	<b>393,806.7</b>	<b>16,984.4</b>	<b>4.5%</b>
<b>Permanent Full Time:</b>	<b>838</b>	<b>814</b>	<b>814</b>	<b>823</b>	<b>832</b>	<b>9</b>	<b>1.1%</b>
<b>Permanent Part Time:</b>	<b>31</b>	<b>33</b>	<b>33</b>	<b>33</b>	<b>33</b>	<b>0</b>	<b>0.0%</b>
<b>Non Permanent:</b>	<b>17</b>	<b>16</b>	<b>16</b>	<b>16</b>	<b>16</b>	<b>0</b>	<b>0.0%</b>
<b>Total Positions:</b>	<b>886</b>	<b>863</b>	<b>863</b>	<b>872</b>	<b>881</b>	<b>9</b>	<b>1.0%</b>

**Inter-Agency Revenue Summary**  
**Department of Revenue**  
**Revenue Type Inter-Agency Receipts Only**

Scenario: FY2019 Governor (14641)

Master Revenue Account	Sub Revenue Account	Component	Total
<b>Department of Revenue Totals:</b>			<b>272,491.9</b>
5002 Fed Rcpts	5002 Federal General Government - Miscellaneous Grants	Rev - AHFC Operations (110)	59,071.0
5002 Fed Rcpts	5019 Federal - Miscellaneous Grants	Rev - AK Corp for Affordable Housing (3048)	307.2
5007 I/A Rcpts	5301 Inter-Agency Receipts	H&SS - Department-wide	800.0
5007 I/A Rcpts	5301 Inter-Agency Receipts	Rev - AK Retirement Management Board (2813)	6,485.5
5007 I/A Rcpts	5301 Inter-Agency Receipts	Rev - Child Support Services (111)	101.7
5007 I/A Rcpts	5301 Inter-Agency Receipts	Rev - Long Term Care Ombudsman Office (2749)	30.0
5007 I/A Rcpts	5301 Inter-Agency Receipts	Rev - Permanent Fund Dividend Division (981)	101.7
5007 I/A Rcpts	5301 Inter-Agency Receipts	Rev - Tax Division (2476)	203.5
5061 CIP Rcpts	5351 Capital Improvement Project Inter-Agency	Rev - AHFC Operations (110)	2,522.0
5061 CIP Rcpts	5351 Capital Improvement Project Inter-Agency	Rev - Tax Division (2476)	860.3
5061 CIP Rcpts	5351 Capital Improvement Project Inter-Agency	Trans - Department-wide	95.4
5103 AHFC Rcpts	5416 Alaska Housing Finance Corporation Receipts	Rev - AHFC Operations (110)	32,438.7
5104 MBB Rcpts	5419 Alaska Municipal Bond Bank Receipts	Rev - AMBBA Operations (108)	901.6
5105 PFund Rcpt	5414 Alaska Permanent Fund Corporation Receipts	Rev - APFC Operations (109)	168,573.3
<b>RDU: Taxation and Treasury (510)</b>			<b>7,441.2</b>
5007 I/A Rcpts	5301 Inter-Agency Receipts	Rev - AK Retirement Management Board (2813)	6,485.5
5061 CIP Rcpts	5351 Capital Improvement Project Inter-Agency	Rev - Tax Division (2476)	860.3
5061 CIP Rcpts	5351 Capital Improvement Project Inter-Agency	Trans - Department-wide	95.4
<b>Component: Tax Division (2476)</b>			<b>955.7</b>
5061 CIP Rcpts	5351 Capital Improvement Project Inter-Agency	Rev - Tax Division (2476)	860.3
5061 CIP Rcpts	5351 Capital Improvement Project Inter-Agency	Trans - Department-wide	95.4
<b>Component: Treasury Division (121)</b>			<b>6,485.5</b>
5007 I/A Rcpts	5301 Inter-Agency Receipts	Rev - AK Retirement Management Board (2813)	6,485.5
<b>RDU: Administration and Support (50)</b>			<b>406.9</b>
5007 I/A Rcpts	5301 Inter-Agency Receipts	Rev - Child Support Services (111)	101.7
5007 I/A Rcpts	5301 Inter-Agency Receipts	Rev - Permanent Fund Dividend Division (981)	101.7
5007 I/A Rcpts	5301 Inter-Agency Receipts	Rev - Tax Division (2476)	203.5
<b>Component: Criminal Investigations Unit (2993)</b>			<b>406.9</b>
5007 I/A Rcpts	5301 Inter-Agency Receipts	Rev - Child Support Services (111)	101.7
5007 I/A Rcpts	5301 Inter-Agency Receipts	Rev - Permanent Fund Dividend Division (981)	101.7
5007 I/A Rcpts	5301 Inter-Agency Receipts	Rev - Tax Division (2476)	203.5
<b>RDU: Alaska Mental Health Trust Authority (47)</b>			<b>30.0</b>
5007 I/A Rcpts	5301 Inter-Agency Receipts	Rev - Long Term Care Ombudsman Office (2749)	30.0
<b>Component: Mental Health Trust Operations (1423)</b>			<b>30.0</b>
5007 I/A Rcpts	5301 Inter-Agency Receipts	Rev - Long Term Care Ombudsman Office (2749)	30.0
<b>RDU: Alaska Municipal Bond Bank Authority (44)</b>			<b>901.6</b>
5104 MBB Rcpts	5419 Alaska Municipal Bond Bank Receipts	Rev - AMBBA Operations (108)	901.6
<b>Component: AMBBA Operations (108)</b>			<b>901.6</b>
5104 MBB Rcpts	5419 Alaska Municipal Bond Bank Receipts	Rev - AMBBA Operations (108)	901.6
<b>RDU: Alaska Housing Finance Corporation (46)</b>			<b>95,138.9</b>

**Inter-Agency Revenue Summary**  
**Department of Revenue**  
**Revenue Type Inter-Agency Receipts Only**

Scenario: FY2019 Governor (14641)

Master Revenue Account	Sub Revenue Account	Component	Total
5002 Fed Rcpts	5002 Federal General Government - Miscellaneous Grants	Rev - AHFC Operations (110)	59,071.0
5002 Fed Rcpts	5019 Federal - Miscellaneous Grants	Rev - AK Corp for Affordable Housing (3048)	307.2
5007 I/A Rcpts	5301 Inter-Agency Receipts	H&SS - Department-wide	800.0
5061 CIP Rcpts	5351 Capital Improvement Project Inter-Agency	Rev - AHFC Operations (110)	2,522.0
5103 AHFC Rcpts	5416 Alaska Housing Finance Corporation Receipts	Rev - AHFC Operations (110)	32,438.7
<b>Component: AHFC Operations (110)</b>			<b>94,659.5</b>
5002 Fed Rcpts	5002 Federal General Government - Miscellaneous Grants	Rev - AHFC Operations (110)	59,071.0
5007 I/A Rcpts	5301 Inter-Agency Receipts	H&SS - Department-wide	800.0
5061 CIP Rcpts	5351 Capital Improvement Project Inter-Agency	Rev - AHFC Operations (110)	2,349.8
5103 AHFC Rcpts	5416 Alaska Housing Finance Corporation Receipts	Rev - AHFC Operations (110)	32,438.7
<b>Component: Alaska Corporation for Affordable Housing (3048)</b>			<b>479.4</b>
5002 Fed Rcpts	5019 Federal - Miscellaneous Grants	Rev - AK Corp for Affordable Housing (3048)	307.2
5061 CIP Rcpts	5351 Capital Improvement Project Inter-Agency	Rev - AHFC Operations (110)	172.2
<b>RDU: Alaska Permanent Fund Corporation (45)</b>			<b>168,573.3</b>
5105 PFund Rcpt	5414 Alaska Permanent Fund Corporation Receipts	Rev - APFC Operations (109)	168,573.3
<b>Component: APFC Operations (109)</b>			<b>168,573.3</b>
5105 PFund Rcpt	5414 Alaska Permanent Fund Corporation Receipts	Rev - APFC Operations (109)	168,573.3



**Taxation and Treasury Results Delivery Unit**

**Contribution to Department's Mission**

The Taxation and Treasury RDU includes the Tax Division, Treasury, Unclaimed Property, Alaska Retirement Management Board, and the Permanent Fund Dividend Program. Please see individual component narratives for information on each of these agencies.

**Major RDU Accomplishments in 2017**

Please see component narratives.

**Key RDU Challenges**

Please see component narratives.

**Significant Changes in Results to be Delivered in FY2019**

Please see component narratives.

**Contact Information**

**Contact:** Dan DeBartolo, Director, Administrative Services  
**Phone:** (907) 465-2312  
**Fax:** (907) 465-1685  
**E-mail:** daniel.debartolo@alaska.gov

**Taxation and Treasury  
RDU Financial Summary by Component**

*All dollars shown in thousands*

	FY2017 Actuals				FY2018 Management Plan				FY2019 Governor			
	UGF+DGF Funds	Other Funds	Federal Funds	Total Funds	UGF+DGF Funds	Other Funds	Federal Funds	Total Funds	UGF+DGF Funds	Other Funds	Federal Funds	Total Funds
<b>Formula Expenditures</b> None.												
<b>Non-Formula Expenditures</b>												
Tax Division	14,055.7	188.7	0.0	14,244.4	14,047.4	1,046.1	0.0	15,093.5	14,083.3	1,050.2	0.0	15,133.5
Treasury Division	2,694.6	5,226.5	0.0	7,921.1	3,739.3	6,779.4	0.0	10,518.7	3,214.6	6,743.3	0.0	9,957.9
Unclaimed Property	480.8	0.0	0.0	480.8	584.5	0.0	0.0	584.5	515.0	0.0	0.0	515.0
AK Retirement Management Board	0.0	8,796.4	0.0	8,796.4	0.0	10,032.9	0.0	10,032.9	0.0	10,032.9	0.0	10,032.9
ARM Custody and Mgt Fees	0.0	6,122.8	0.0	6,122.8	0.0	50,000.0	0.0	50,000.0	0.0	50,000.0	0.0	50,000.0
Permanent Fund Dividend Division	343.2	8,497.0	0.0	8,840.2	373.0	8,238.8	0.0	8,611.8	373.3	8,266.6	0.0	8,639.9
<b>Totals</b>	<b>17,574.3</b>	<b>28,831.4</b>	<b>0.0</b>	<b>46,405.7</b>	<b>18,744.2</b>	<b>76,097.2</b>	<b>0.0</b>	<b>94,841.4</b>	<b>18,186.2</b>	<b>76,093.0</b>	<b>0.0</b>	<b>94,279.2</b>

**Taxation and Treasury**  
**Summary of RDU Budget Changes by Component**  
**From FY2018 Management Plan to FY2019 Governor**

*All dollars shown in thousands*

	<u>Unrestricted Gen (UGF)</u>	<u>Designated Gen (DGF)</u>	<u>Other Funds</u>	<u>Federal Funds</u>	<u>Total Funds</u>
<b>FY2018 Management Plan</b>	<b>16,656.7</b>	<b>2,087.5</b>	<b>76,097.2</b>	<b>0.0</b>	<b>94,841.4</b>
<b>One-time items:</b>					
-Treasury Division	0.0	0.0	-40.0	0.0	-40.0
<b>Adjustments which continue current level of service:</b>					
-Tax Division	33.9	2.0	4.1	0.0	40.0
-Treasury Division	1.1	0.1	3.9	0.0	5.1
-Unclaimed Property	0.0	1.5	0.0	0.0	1.5
-Permanent Fund Dividend Division	0.0	0.3	27.8	0.0	28.1
<b>Proposed budget decreases:</b>					
-Treasury Division	-525.9	0.0	0.0	0.0	-525.9
-Unclaimed Property	0.0	-71.0	0.0	0.0	-71.0
<b>FY2019 Governor</b>	<b>16,165.8</b>	<b>2,020.4</b>	<b>76,093.0</b>	<b>0.0</b>	<b>94,279.2</b>

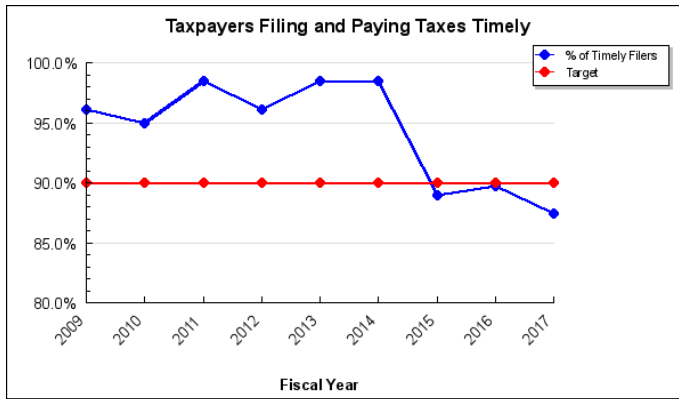
## Component: Tax Division

### Contribution to Department's Mission

The mission of the Tax Division is to collect taxes, inform stakeholders, and regulate charitable gaming.

### Results

(Additional performance information is available on the web at <https://omb.alaska.gov/results>.)



### Core Services

- Enforce tax statutes
- Enforce charitable gaming statutes
- Facilitate voluntary compliance
- Increase number of audit hours

### Measures by Core Service

(Additional performance information is available on the web at <https://omb.alaska.gov/results>.)

#### 1. Enforce tax statutes

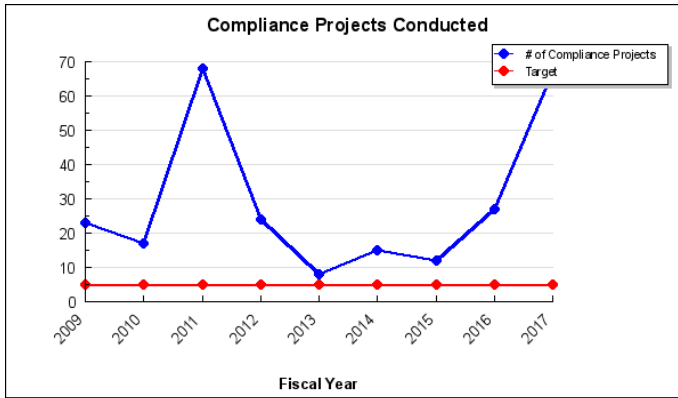
Target: Open 10 new audit cases (taxpayers that have not been audited by the Tax Division in the prior five years).

#### 2. Enforce charitable gaming statutes

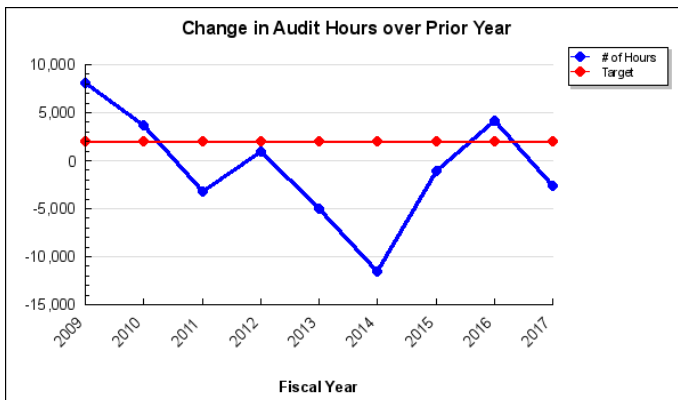
Target: Conduct 50 gaming inspections each year.



**3. Facilitate voluntary compliance**



**4. Increase number of audit hours**



**Major Component Accomplishments in 2017**

- Provided assistance and testimony on critical legislation to affect changes in Alaska’s oil and gas production tax as part of the governor’s overall plan to make Alaska more competitive as an oil production state.
- Assisted both the governor and the legislature in addressing the significant budget issues the state is facing. Assisted in drafting an income tax bill that passed the house but not the senate. Provided information and testimony on tax bills as well as proposed changes to motor fuel tax rates.
- Continued the process of implementing the Tax Revenue Management System (TRMS). Fully implemented Fisheries Related Taxes, Telephone and Electric Cooperatives, Regulatory Cost, Marijuana, and Charitable Gaming. This was the final of three major rollouts. However, with legislative changes to the Oil and Gas Production Tax, major changes to the software have needed to be made. The software is functioning as designed and is saving the state money since we are now able to do more with less staff.
- Collected our first year of marijuana revenue. Total collections for FY 17 were \$1.7 million—the bulk of that

was paid in cash and the Division safely and successfully processed all of the cash in house. FY 17 collections did not meet projections because licensing took longer than expected. Current supply of legal marijuana is not yet meeting the demand. Therefore, tax collections are still under projections.

- Continued to provide critical resources in support of project development regarding a gas line.
- Distributed shared taxes and fees of approximately \$45.9 million to 123 communities throughout Alaska.
- Reviewed, approved and issued the final film tax credit which was qualified under the original program. The film tax credit program was repealed in 2015.

## Key Component Challenges

- Conducting and completing audits of oil and gas production tax returns as there have been three major updates to the oil and gas production tax statutes over the last eight years to make necessary changes with those updates.
- Accurately evaluating current and potential revenue sources and improving the quality of the financial data collected to support revenue forecasts with the goal of developing a stable fiscal policy for the state.
- Estimating oil and gas revenues in light of the highly volatile oil and gas market coupled with uncertainties in the U.S. and global economies.
- Continuing to contribute in efforts to start large-scale natural gas development in-state and commercialization of North Slope natural gas reserves.
- Creating and implementing education programs to ensure that Alaskans understand and comply with Alaska's tax laws.
- Although the Alaska Film Office was repealed in 2015, outstanding credits are still allowed to be sold and transferred by their owners. We continue to issue transferred credits with existing resources.
- Implementing changes to the oil and gas production statutes. This includes drafting new regulations and reprogramming and testing TRMS for the changes. This is a significant undertaking requiring many resources in the Division.
- Updating Corporate Income Tax and Marijuana Tax regulations to better clarify disputed issues.

## Significant Changes in Results to be Delivered in FY2019

- Increased electronic filing by all tax types.
- Receive and process a projected \$12 million in marijuana tax payments.

## Statutory and Regulatory Authority

AS 04.11*	Alcoholic Beverages – Licensing
AS 05.15	Games of Chance and Contests of Skill
AS 05.16	Games of Chance and Contests of Skill on Ships Operating on Waters within the Jurisdiction of Alaska
AS 10.25*	Electric and Telephone Cooperative Act
AS 16.51	Alaska Seafood Marketing Institute
AS 43.05	Administration of Revenue Laws
AS 43.10	Enforcement and Collection of Taxes
AS 43.19	Multi-state Tax Compact
AS 43.20	Alaska Net Income Tax Act

AS 43.31	Estate Tax Law of Alaska
AS 43.40*	Motor Fuel Tax
AS 43.50	Tobacco Taxes and Sales
AS 43.52*	Transportation Taxes
AS 43.55	Oil and Gas Production Tax and Oil Surcharge
AS 43.56	Oil and Gas Exploration, Production, and Pipeline Transportation Property Taxes
AS 43.60	Excise Tax on Alcoholic Beverages
AS 43.65	Mining License Tax
AS 43.75*	Fisheries Business License and Taxes
AS 43.76	Fisheries Taxes and Assessments
AS 43.77*	Fishery Resource Landing Tax
AS 43.80	Salmon Price Reports
AS 43.82	Alaska Stranded Gas Development Act
AS 43.98	Miscellaneous Provisions
AS 42.05	Alaska Public Utilities Regulatory Act
AS 42.06	Pipeline Act
26 U.S.C. 38	Internal Revenue Code
15 AAC 05	Administration of Revenue Laws
15 AAC 10	Enforcement
15 AAC 19	Multi-state Tax Compact
15 AAC 20	Alaska Net Income Tax
15 AAC 40	Motor Fuel Tax
15 AAC 50	Cigarette Tax
15 AAC 52	Transportation Taxes
15 AAC 55	Oil and Gas Properties Production Tax
15 AAC 56	Oil and Gas Exploration, Production and Pipeline Transportation Property Tax
15 AAC 60	Excise Tax on Alcoholic Beverages
15 AAC 65	Mining License Tax
15 AAC 75	Fisheries Business Tax
15 AAC 76	Salmon Enhancement Tax
15 AAC 77	Fishery Resource Landing Tax
15 AAC 80	Salmon Prices
15 AAC 98	Tire Fees
15 AAC 116	Fish and Game Licensing and Seafood Marketing Assessment
15 AAC 160	Authorized Games of Chance and Skill

\* Statutes provide for sharing taxes and fees

### Contact Information

**Contact:** Dan DeBartolo, Administrative Services  
**Phone:** (907) 465-2312  
**Fax:** (907) 465-1685  
**E-mail:** [daniel.debartolo@alaska.gov](mailto:daniel.debartolo@alaska.gov)

**Tax Division  
Personal Services Information**

Authorized Positions			Personal Services Costs	
	<u>FY2018</u> <u>Management</u> <u>Plan</u>	<u>FY2019</u> <u>Governor</u>		
			Annual Salaries	8,692,213
Full-time	108	107	Premium Pay	0
Part-time	0	0	Annual Benefits	4,903,743
Nonpermanent	0	0	<i>Less 5.82% Vacancy Factor</i>	(791,448)
			Lump Sum Premium Pay	2,592
<b>Totals</b>	<b>108</b>	<b>107</b>	<b>Total Personal Services</b>	<b>12,807,100</b>

**Position Classification Summary**

Job Class Title	Anchorage	Fairbanks	Juneau	Others	Total
Accountant III	0	0	1	0	1
Accountant IV	0	0	1	0	1
Accounting Tech III	0	0	4	0	4
Administrative Assistant I	1	0	0	0	1
Administrative Officer I	0	0	1	0	1
Analyst/Programmer II	0	0	1	0	1
Analyst/Programmer V	0	0	1	0	1
Appraiser II	1	0	0	0	1
Audit Master	3	0	0	0	3
Chief of Revenue Operations	0	0	1	0	1
Chief, Revenue Economic Researc	0	0	1	0	1
Commercial Analyst	1	0	0	0	1
Corporate Income Tax Audit I	2	0	0	0	2
Corporate Income Tax Audit III	3	0	1	0	4
Corporate Income Tax Audit IV	4	0	0	0	4
Deputy Director, Tax Division	1	0	0	0	1
Director, Tax Division	0	0	1	0	1
Economist II	1	0	2	0	3
Income & Excise Tax Specialist	1	0	0	0	1
Investigator III	2	0	1	0	3
Investigator IV	1	0	0	0	1
Microfilm/Imaging Oper I	0	0	1	0	1
Microfilm/Imaging Oper II	0	0	1	0	1
Office Assistant II	0	0	2	0	2
Oil & Gas Revenue Auditor I	2	0	0	0	2
Oil & Gas Revenue Auditor II	1	0	0	0	1
Oil & Gas Revenue Auditor III	8	0	0	0	8
Oil & Gas Revenue Auditor IV	3	0	0	0	3
Petroleum Economist I	2	0	0	0	2
Petroleum Economist II	0	0	1	0	1
Program Coordinator II	0	0	1	0	1
Project Assistant	1	0	0	0	1
Publications Spec II	0	0	1	0	1
Revenue Appeals Officer I	1	0	0	0	1
Revenue Appeals Officer II	3	0	0	0	3
Revenue Appeals Supervisor	1	0	0	0	1
Revenue Audit Supvr I	0	0	2	0	2



<b>Position Classification Summary</b>					
<b>Job Class Title</b>	<b>Anchorage</b>	<b>Fairbanks</b>	<b>Juneau</b>	<b>Others</b>	<b>Total</b>
Revenue Audit Supvr II	4	0	0	0	4
State Petro Prop Assess	1	0	0	0	1
Systems Programmer II	0	0	3	0	3
Tax Auditor I	0	0	2	0	2
Tax Auditor III	6	0	1	0	7
Tax Auditor IV	3	0	0	0	3
Tax Technician I	0	0	3	0	3
Tax Technician II	2	0	2	0	4
Tax Technician III	5	0	4	0	9
Tax Technician IV	2	0	1	0	3
<b>Totals</b>	<b>66</b>	<b>0</b>	<b>41</b>	<b>0</b>	<b>107</b>

**Component Detail All Funds**  
**Department of Revenue**

**Component:** Tax Division (2476)  
**RDU:** Taxation and Treasury (510)

Non-Formula Component

	FY2017 Actuals	FY2018 Conference Committee	FY2018 Authorized	FY2018 Management Plan	FY2019 Governor	FY2018 Management Plan vs FY2019 Governor	
71000 Personal Services	11,983.0	12,373.0	12,373.0	12,767.1	12,807.1	40.0	0.3%
72000 Travel	44.8	100.0	100.0	100.0	100.0	0.0	0.0%
73000 Services	2,143.6	2,561.5	2,561.5	2,136.4	2,136.4	0.0	0.0%
74000 Commodities	73.0	59.0	59.0	90.0	90.0	0.0	0.0%
75000 Capital Outlay	0.0	0.0	0.0	0.0	0.0	0.0	0.0%
77000 Grants, Benefits	0.0	0.0	0.0	0.0	0.0	0.0	0.0%
78000 Miscellaneous	0.0	0.0	0.0	0.0	0.0	0.0	0.0%
<b>Totals</b>	<b>14,244.4</b>	<b>15,093.5</b>	<b>15,093.5</b>	<b>15,093.5</b>	<b>15,133.5</b>	<b>40.0</b>	<b>0.3%</b>
<b>Fund Sources:</b>							
1004Gen Fund (UGF)	13,292.1	13,276.4	13,276.4	13,276.4	13,310.3	33.9	0.3%
1005GF/Prgm (DGF)	763.6	771.0	771.0	771.0	773.0	2.0	0.3%
1061CIP Rcpts (Other)	95.0	952.0	952.0	952.0	955.7	3.7	0.4%
1105PFund Rcpt (Other)	93.7	94.1	94.1	94.1	94.5	0.4	0.4%
<b>Unrestricted General (UGF)</b>	<b>13,292.1</b>	<b>13,276.4</b>	<b>13,276.4</b>	<b>13,276.4</b>	<b>13,310.3</b>	<b>33.9</b>	<b>0.3%</b>
<b>Designated General (DGF)</b>	<b>763.6</b>	<b>771.0</b>	<b>771.0</b>	<b>771.0</b>	<b>773.0</b>	<b>2.0</b>	<b>0.3%</b>
<b>Other Funds</b>	<b>188.7</b>	<b>1,046.1</b>	<b>1,046.1</b>	<b>1,046.1</b>	<b>1,050.2</b>	<b>4.1</b>	<b>0.4%</b>
<b>Federal Funds</b>	<b>0.0</b>	<b>0.0</b>	<b>0.0</b>	<b>0.0</b>	<b>0.0</b>	<b>0.0</b>	<b>0.0%</b>
<b>Positions:</b>							
Permanent Full Time	110	104	104	108	107	-1	-0.9%
Permanent Part Time	0	0	0	0	0	0	0.0%
Non Permanent	0	0	0	0	0	0	0.0%

**Change Record Detail - Multiple Scenarios with Descriptions**  
**Department of Revenue**

**Component:** Tax Division (2476)  
**RDU:** Taxation and Treasury (510)

Scenario/Change Record Title	Trans Type	Totals	Personal Services	Travel	Services	Commodities	Capital Outlay	Grants, Benefits	Miscellaneous	Positions		NP
										PFT	PPT	
***** Changes From FY2018 Conference Committee To FY2018 Authorized *****												
<b>FY2018 Conference Committee</b>												
	ConfCom	15,093.5	12,373.0	100.0	2,561.5	59.0	0.0	0.0	0.0	104	0	0
1004 Gen Fund		13,276.4										
1005 GF/Prgm		771.0										
1061 CIP Rcpts		952.0										
1105 PFund Rcpt		94.1										
<b>Subtotal</b>		<b>15,093.5</b>	<b>12,373.0</b>	<b>100.0</b>	<b>2,561.5</b>	<b>59.0</b>	<b>0.0</b>	<b>0.0</b>	<b>0.0</b>	<b>104</b>	<b>0</b>	<b>0</b>
***** Changes From FY2018 Authorized To FY2018 Management Plan *****												
<b>Transfer Investigator Positions Back to Revenue from Department of Public Safety</b>												
	Atrin	0.0	0.0	0.0	0.0	0.0	0.0	0.0	0.0	4	0	0
Criminal Investigations Unit (CIU) Investigators will be transferred back into the Department of Revenue from the Department of Public Safety as they will not be commissioned as Peace Officers.												
Budget authority was retained by the department to fund a reimbursable services agreement and will be transferred out of services and into personal services.												
Nine CIU positions are being transferred back into the Department of Revenue:												
PFD Division:												
Full-time Investigator III (04-6095), range 18, located in Juneau												
Full-time Investigator III (04-6101), range 18, located in Anchorage												
Child Support Services Division:												
Full-time Investigator IV (04-7058), range 20, located in Anchorage												
Full-time Investigator III (04-7228), range 18, located in Anchorage												
Tax Division:												
Full-time Investigator IV (08-2077), range 20, located in Anchorage												
Full-time Investigator III (08-2078), range 18, located in Anchorage												
Full-time Investigator III (04-3249), range 18, located in Anchorage												
Full-time Investigator III (04-3256), range 18, located in Anchorage												
Criminal Investigations Unit located in the Commissioner's Office:												
Full-time Dept Investigations Manager (04-0022), range 22, located in Anchorage												
<b>Align Authority for Criminal Investigations Unit Investigators</b>												
	LIT	0.0	444.9	0.0	-444.9	0.0	0.0	0.0	0.0	0	0	0
Criminal Investigations Unit (CIU) Investigators will be transferred back into the Department of Revenue from the Department of Public Safety as they will not be												

**Change Record Detail - Multiple Scenarios with Descriptions**  
**Department of Revenue**

**Component:** Tax Division (2476)  
**RDU:** Taxation and Treasury (510)

Scenario/Change Record Title	Trans Type	Totals	Personal Services	Travel	Services	Commodities	Capital Outlay	Grants, Benefits	Miscellaneous	Positions		NP
										PFT	PPT	

commissioned as Peace Officers.

Budget authority was retained by the department to fund a reimbursable services agreement and will be transferred out of services and into personal services.

**Align Authority for Anticipated Rate Increases in Services and Commodities**

LIT	0.0	-50.8	0.0	19.8	31.0	0.0	0.0	0.0	0	0	0
-----	-----	-------	-----	------	------	-----	-----	-----	---	---	---

General Fund Line Item Transfer from Personal Services of \$50.8 to Services and Commodities to fund anticipated expenditure increases while remaining within recommended vacancy factor range:

- 3000  
 Software licensing increase of 5.0  
 Advertising increase of 3.0 (anticipated public notices)  
 Utility increase of 8.0 (anticipated increase in record destruction)  
 Other/ Management & Copying increase of 3.8 (anticipated increase in tobacco stamp orders)

- 4000  
 Books increase of 3.0 (replacement of Internal Revenue Codes and other Tax-specific publications)  
 Equipment/Furniture/Office Supplies increase of 7.0 (anticipated increased need)  
 Information Technology increase 18.0 (anticipated computer refresh scheduling)  
 Subscriptions increase of 3.0 (anticipated rate increases)

<b>Subtotal</b>	<b>15,093.5</b>	<b>12,767.1</b>	<b>100.0</b>	<b>2,136.4</b>	<b>90.0</b>	<b>0.0</b>	<b>0.0</b>	<b>0.0</b>	<b>108</b>	<b>0</b>	<b>0</b>
-----------------	-----------------	-----------------	--------------	----------------	-------------	------------	------------	------------	------------	----------	----------

\*\*\*\*\* **Changes From FY2018 Management Plan To FY2019 Governor** \*\*\*\*\*

**FY2019 Salary and Health Insurance Increases**

SalAdj	40.0	40.0	0.0	0.0	0.0	0.0	0.0	0.0	0	0	0
1004 Gen Fund	33.9										
1005 GF/Prgm	2.0										
1061 CIP Rcpts	3.7										
1105 PFund Rcpt	0.4										

Salary and Health Insurance Increases: \$40.0

Calculate FY2019 increase to GGU Health Insurance from \$1389 to \$1432 per member per month.

**Transfer Vacant Accounting Tech (04-2096) to Office of the Commissioner from Tax**

Trout	0.0	0.0	0.0	0.0	0.0	0.0	0.0	0.0	-1	0	0
-------	-----	-----	-----	-----	-----	-----	-----	-----	----	---	---

In FY2018 a vacant Accounting Tech II position located in Anchorage was transferred from the Tax Division into Office of the Commissioner. This position was deleted and an Executive Secretary III position was created.

**Change Record Detail - Multiple Scenarios with Descriptions**  
**Department of Revenue**

**Component:** Tax Division (2476)  
**RDU:** Taxation and Treasury (510)

Scenario/Change Record Title	Trans Type	Totals	Personal Services	Travel	Services	Commodities	Capital Outlay	Grants, Benefits	Miscellaneous	Positions		NP
										PFT	PPT	
Position transferred and deleted: Full-time Accounting tech II (04-2096), range 14, located in Anchorage												
<b>Transfer Investigator Position to Permanent Fund Dividend Division</b>												
	Trout	0.0	0.0	0.0	0.0	0.0	0.0	0.0	0.0	-1	0	0
The Tax Division and Permanent Fund Divided (PFD) Division are swapping positions based on duties and workload.												
PFD Division to Tax Division: Full-time Investigator III (04-6095), range 18, located in Juneau												
Tax Division to PFD Division: Full-time Investigator III (08-2078), range 18, located in Anchorage												
<b>Transfer Investigator Position from Permanent Fund Dividend Division</b>												
	Trin	0.0	0.0	0.0	0.0	0.0	0.0	0.0	0.0	1	0	0
The Tax Division and Permanent Fund Divided (PFD) Division are swapping positions based on duties and workload.												
PFD Division to Tax Division: Full-time Investigator III (04-6095), range 18, located in Juneau												
Tax Division to PFD Division: Full-time Investigator III (08-2078), range 18, located in Anchorage												
	<b>Totals</b>	<b>15,133.5</b>	<b>12,807.1</b>	<b>100.0</b>	<b>2,136.4</b>	<b>90.0</b>	<b>0.0</b>	<b>0.0</b>	<b>0.0</b>	<b>107</b>	<b>0</b>	<b>0</b>

**Personal Services Expenditure Detail**  
**Department of Revenue**

**Scenario:** FY2019 Governor (14641)  
**Component:** Tax Division (2476)  
**RDU:** Taxation and Treasury (510)

PCN	Job Class Title	Time Status	Retire Code	Barg Unit	Location	Salary Sched	Range / Step	Comp Months	Split / Count	Annual Salaries	COLA	Premium Pay	Annual Benefits	Total Costs	UGF Amount
04-0017	Economist II	FT	A	GP	Juneau	205	18A / B	12.0		62,073	0	0	38,903	100,976	100,976
04-0021	Chief,Revenue Economic Researc	FT	A	SS	Juneau	205	26J / K	12.0		131,863	0	0	64,498	196,361	196,361
04-1035	Analyst/Programmer V	FT	A	SS	Juneau	205	22J / K	12.0		101,816	0	0	54,242	156,058	78,029
04-1145	Accounting Tech III	FT	A	GP	Juneau	205	16A / B	12.0		53,320	0	0	35,859	89,179	89,179
04-2004	Tax Technician III	FT	A	GP	Juneau	205	14B / C	12.0		47,118	0	0	33,702	80,820	0
04-2005	Tax Auditor I	FT	A	GP	Juneau	205	16A / B	12.0		53,972	0	0	36,086	90,058	90,058
04-2006	Tax Auditor IV	FT	A	GP	Anchorage	200	22G / J	12.0		93,411	0	0	49,803	143,214	143,214
04-2095	Tax Technician III	FT	A	GP	Juneau	205	14A / B	12.0		47,052	0	0	33,679	80,731	80,731
04-2097	Accounting Tech III	FT	A	GP	Juneau	205	16C / D	12.0		57,356	0	0	37,263	94,619	94,619
04-3001	Deputy Director, Tax Division	FT	A	XE	Anchorage	N00	27J / K	12.0		130,596	0	0	63,991	194,587	194,587
04-3007	Administrative Officer I	FT	A	SS	Juneau	205	17A / B	12.0		60,660	0	0	39,928	100,588	100,588
04-3021	Accountant IV	FT	A	SS	Juneau	205	20E / F	12.0		82,508	0	0	47,527	130,035	0
04-3022	Revenue Audit Supvr I	FT	A	SS	Juneau	205	24K / L	12.0		120,980	0	0	60,907	181,887	181,887
04-3026	Tax Technician III	FT	A	GP	Juneau	205	14G / J	12.0		57,516	0	0	37,318	94,834	94,834
04-3027	Revenue Audit Supvr II	FT	A	SS	Anchorage	200	25N / O	12.0		133,765	0	0	65,043	198,808	198,808
04-3028	Program Coordinator II	FT	A	SS	Juneau	99	20M	12.0		97,608	0	0	52,778	150,386	150,386
04-3031	Tax Auditor I	FT	A	GP	Juneau	205	16A / B	12.0		53,483	0	0	35,916	89,399	89,399
04-3036	Tax Technician IV	FT	A	SS	Juneau	205	16B / C	12.0		58,290	0	0	39,104	97,394	97,394
04-3038	Tax Technician I	FT	A	GP	Juneau	205	10A / B	12.0		36,180	0	0	29,898	66,078	66,078
04-3040	Office Assistant II	FT	A	GP	Juneau	205	10E / F	12.0		40,542	0	0	31,415	71,957	71,957
04-3041	Tax Technician II	FT	A	GP	Juneau	205	12A / B	12.0		40,950	0	0	31,557	72,507	72,507
04-3045	Tax Technician I	FT	A	GP	Juneau	205	10A / B	12.0		36,180	0	0	29,898	66,078	66,078
04-3047	Director, Tax Division	FT	A	XE	Juneau	N05	27D / E	12.0		122,478	0	0	61,284	183,762	183,762
04-3048	Corporate Income Tax Audit III	FT	A	GP	Anchorage	200	22E / F	12.0		87,712	0	0	47,821	135,533	135,533
04-3049	Oil & Gas Revenue Auditor III	FT	A	GP	Anchorage	200	22C / D	12.0		80,668	0	0	45,371	126,039	28,888
04-3052	Revenue Appeals Supervisor	FT	A	SS	Anchorage	99	26N	12.0		140,438	0	0	66,955	207,393	207,393
04-3068	Income & Excise Tax Specialist	FT	A	GP	Anchorage	99	25M / N	12.0		134,114	0	0	63,627	197,741	197,741
04-3077	Tax Auditor III	FT	A	GP	Anchorage	200	20E / F	12.0		75,790	0	0	43,674	119,464	119,464
04-3078	Tax Technician III	FT	A	GP	Anchorage	200	14K	12.0		57,324	0	0	37,252	94,576	94,576
04-3080	Tax Technician II	FT	A	GP	Anchorage	200	12A / B	12.0		38,949	0	0	30,861	69,810	69,810
04-3084	Microfilm/Imaging Oper I	FT	A	GP	Juneau	205	10C / D	12.0		38,120	0	0	30,572	68,692	68,692
04-3088	Corporate Income Tax Audit IV	FT	A	GP	Anchorage	99	24L / M	12.0		119,760	0	0	58,967	178,727	178,727

Note: If a position is split, an asterisk (\*) will appear in the Split/Count column. If the split position is also counted in the component, two asterisks (\*\*) will appear in this column. [No valid job title] appearing in the Job Class Title indicates that the PCN has an invalid class code or invalid range for the class code effective date of this scenario.

**Personal Services Expenditure Detail**  
**Department of Revenue**

**Scenario:** FY2019 Governor (14641)  
**Component:** Tax Division (2476)  
**RDU:** Taxation and Treasury (510)

PCN	Job Class Title	Time Status	Retire Code	Barg Unit	Location	Salary Sched	Range / Step	Comp Months	Split / Count	Annual Salaries	COLA	Premium Pay	Annual Benefits	Total Costs	UGF Amount
04-3091	Office Assistant II	FT	A	GP	Juneau	205	10B / C	12.0		37,400	0	0	30,322	67,722	67,722
04-3097	Microfilm/Imaging Oper II	FT	A	GP	Juneau	205	12K / L	12.0		52,697	0	0	35,642	88,339	88,339
04-3098	Accountant III	FT	A	GP	Juneau	205	18A / B	12.0		61,450	0	0	38,687	100,137	0
04-3201	Tax Technician II	FT	A	GP	Juneau	205	12A / B	12.0		40,950	0	0	31,557	72,507	72,507
04-3224	Chief of Revenue Operations	FT	A	SS	Juneau	205	26F / J	12.0		127,037	0	0	63,014	190,051	190,051
04-3228	Tax Auditor IV	FT	A	GP	Anchorage	200	22F / G	12.0		91,614	0	0	49,178	140,792	140,792
04-3230	Appraiser II	FT	A	GP	Anchorage	200	18A / B	12.0		58,526	0	0	37,670	96,196	96,196
04-3233	Tax Technician IV	FT	A	SS	Anchorage	200	16E / F	12.0		60,560	0	0	39,893	100,453	100,453
04-3239	Tax Auditor III	FT	A	GP	Anchorage	200	20J / K	12.0		85,465	0	0	47,039	132,504	132,504
04-3240	Corporate Income Tax Audit IV	FT	A	GP	Anchorage	200	24J / K	12.0		112,395	0	0	56,405	168,800	168,800
04-3244	Systems Programmer II	FT	A	GP	Juneau	205	22J / K	12.0		101,672	0	0	52,676	154,348	0
04-3245	Tax Auditor III	FT	A	GP	Juneau	205	20A / B	12.0		69,000	0	0	41,313	110,313	110,313
04-3246	Tax Technician III	FT	A	GP	Anchorage	200	14J	12.0		55,524	0	0	36,626	92,150	92,150
04-3248	Tax Technician I	FT	A	GP	Juneau	205	10A / B	12.0		36,136	0	0	29,882	66,018	66,018
04-3249	Investigator III	FT	A	GP	Anchorage	200	18K / L	12.0		76,386	0	0	43,881	120,267	120,267
04-3250	Tax Technician III	FT	A	GP	Anchorage	200	14A / B	12.0		44,501	0	0	32,792	77,293	77,293
04-3251	Tax Technician II	FT	A	GP	Anchorage	200	12A	12.0		38,124	0	0	30,574	68,698	68,698
04-3252	Corporate Income Tax Audit IV	FT	A	GP	Anchorage	200	24A / B	12.0		88,114	0	0	47,960	136,074	136,074
04-3254	Revenue Audit Supvr II	FT	A	SS	Anchorage	200	25F	12.0		113,856	0	0	58,429	172,285	172,285
04-3256	Investigator III	FT	A	GP	Anchorage	99	18L / M	12.0		79,459	0	0	44,950	124,409	124,409
04-3259	Corporate Income Tax Audit IV	FT	A	GP	Anchorage	200	24J	12.0		110,160	0	0	55,628	165,788	165,788
04-3261	Corporate Income Tax Audit III	FT	A	GP	Anchorage	200	22G	12.0		91,980	0	0	49,305	141,285	141,285
04-3262	Oil & Gas Revenue Auditor IV	FT	A	GP	Anchorage	200	24A / B	12.0		87,444	0	0	47,727	135,171	135,171
04-3263	Oil & Gas Revenue Auditor III	FT	A	GP	Anchorage	200	22K / L	12.0		101,450	0	0	52,599	154,049	154,049
04-3264	Tax Technician III	FT	A	GP	Anchorage	200	14D / E	12.0		49,488	0	0	34,526	84,014	84,014
04-3265	Revenue Appeals Officer II	FT	A	GP	Anchorage	200	25J	12.0		118,428	0	0	58,504	176,932	176,932
04-3266	Tax Auditor IV	FT	A	GP	Anchorage	200	22F / G	12.0		89,174	0	0	48,329	137,503	137,503
04-3267	Accounting Tech III	FT	A	GP	Juneau	205	16E / F	12.0		62,340	0	0	38,996	101,336	83,531
04-3268	Petroleum Economist II	FT	A	GP	Juneau	205	22A	12.0		78,732	0	0	44,697	123,429	123,429
04-3269	Administrative Assistant I	FT	A	GP	Anchorage	200	12B	12.0		39,288	0	0	30,979	70,267	70,267
04-3270	Publications Spec II	FT	A	GP	Juneau	205	16K / L	12.0		69,430	0	0	41,462	110,892	110,892
04-3271	Oil & Gas Revenue Auditor I	FT	A	GP	Anchorage	200	18A / B	12.0		58,356	0	0	37,611	95,967	95,967

Note: If a position is split, an asterisk (\*) will appear in the Split/Count column. If the split position is also counted in the component, two asterisks (\*\*) will appear in this column. [No valid job title] appearing in the Job Class Title indicates that the PCN has an invalid class code or invalid range for the class code effective date of this scenario.

**Personal Services Expenditure Detail**  
**Department of Revenue**

**Scenario:** FY2019 Governor (14641)  
**Component:** Tax Division (2476)  
**RDU:** Taxation and Treasury (510)

PCN	Job Class Title	Time Status	Retire Code	Barg Unit	Location	Salary Sched	Range / Step	Comp Months	Split / Count	Annual Salaries	COLA	Premium Pay	Annual Benefits	Total Costs	UGF Amount
04-3272	Oil & Gas Revenue Auditor III	FT	A	GP	Anchorage	200	22J	12.0		95,796	0	0	50,632	146,428	146,428
04-3273	Oil & Gas Revenue Auditor III	FT	A	GP	Anchorage	200	22C / D	12.0		80,668	0	0	45,371	126,039	126,039
04-3274	Oil & Gas Revenue Auditor I	FT	A	GP	Anchorage	200	18A / B	12.0		58,271	0	0	37,581	95,852	95,852
04-3275	Oil & Gas Revenue Auditor IV	FT	A	GP	Anchorage	200	24A / B	12.0		88,382	0	0	48,054	136,436	136,436
04-3276	Oil & Gas Revenue Auditor IV	FT	A	GP	Anchorage	200	24A / B	12.0		87,980	0	0	47,914	135,894	135,894
04-3277	Oil & Gas Revenue Auditor II	FT	A	GP	Anchorage	200	20G	12.0		80,184	0	0	45,202	125,386	125,386
04-3278	Tax Auditor III	FT	A	GP	Anchorage	200	20G	12.0		80,184	0	0	45,202	125,386	125,386
04-3279	Tax Auditor III	FT	A	GP	Anchorage	200	20J / K	12.0		85,691	0	0	47,118	132,809	132,809
04-3281	Tax Auditor III	FT	A	GP	Anchorage	200	20C / D	12.0		70,319	0	0	41,771	112,090	112,090
04-3282	Revenue Appeals Officer I	FT	A	GP	Anchorage	200	23B / C	12.0		83,890	0	0	46,491	130,381	130,381
04-3283	Systems Programmer II	FT	A	GP	Juneau	205	22K	12.0		103,848	0	0	53,433	157,281	157,281
04-3284	Tax Technician IV	FT	A	SS	Anchorage	200	16F / J	12.0		63,060	0	0	40,763	103,823	103,823
04-3286	Systems Programmer II	FT	A	SS	Juneau	205	22K	12.0		110,988	0	0	57,432	168,420	0
04-3287	Tax Technician III	FT	A	GP	Juneau	205	14C / D	12.0		49,995	0	0	34,703	84,698	0
04-3290	Corporate Income Tax Audit III	FT	A	GP	Juneau	205	22C / D	12.0		85,716	0	0	47,126	132,842	132,842
04-3295	Oil & Gas Revenue Auditor III	FT	A	GP	Anchorage	200	22G / J	12.0		95,160	0	0	50,411	145,571	145,571
04-3296	Analyst/Programmer II	FT	A	GP	Juneau	205	16C / D	12.0		57,619	0	0	37,354	94,973	0
04-3297	Economist II	FT	A	GP	Juneau	205	18B / C	12.0		64,220	0	0	39,650	103,870	103,870
04-5050	Corporate Income Tax Audit I	FT	A	GP	Anchorage	200	18A / B	12.0		58,866	0	0	37,788	96,654	96,654
04-5051	Corporate Income Tax Audit I	FT	A	GP	Anchorage	200	18A / B	12.0		58,866	0	0	37,788	96,654	96,654
04-6074	Corporate Income Tax Audit III	FT	A	GP	Anchorage	200	22A / B	12.0		75,217	0	0	43,475	118,692	118,692
04-6095	Investigator III	FT	A	GP	Juneau	205	18C / D	12.0		65,132	0	0	39,967	105,099	105,099
04-8009	Petroleum Economist I	FT	A	GP	Anchorage	200	20A / B	12.0		67,044	0	0	40,632	107,676	107,676
04-8012	Project Assistant	FT	A	GP	Anchorage	200	16K / L	12.0		66,663	0	0	40,500	107,163	107,163
04-8017	Revenue Audit Supvr II	FT	A	SS	Anchorage	200	25A / B	12.0		95,889	0	0	52,180	148,069	148,069
04-8022	Oil & Gas Revenue Auditor III	FT	A	GP	Anchorage	200	22A / B	12.0		76,362	0	0	43,873	120,235	120,235
04-8023	Revenue Audit Supvr II	FT	A	SS	Anchorage	200	25J	12.0		117,552	0	0	59,715	177,267	177,267
04-8024	Revenue Appeals Officer II	FT	A	GP	Anchorage	200	25J / K	12.0		120,194	0	0	59,118	179,312	179,312

Note: If a position is split, an asterisk (\*) will appear in the Split/Count column. If the split position is also counted in the component, two asterisks (\*\*) will appear in this column. [No valid job title] appearing in the Job Class Title indicates that the PCN has an invalid class code or invalid range for the class code effective date of this scenario.



**Personal Services Expenditure Detail**  
**Department of Revenue**

**Scenario:** FY2019 Governor (14641)  
**Component:** Tax Division (2476)  
**RDU:** Taxation and Treasury (510)

PCN	Job Class Title	Time Status	Retire Code	Barg Unit	Location	Salary Sched	Range / Step	Comp Months	Split / Count	Annual Salaries	COLA	Premium Pay	Annual Benefits	Total Costs	UGF Amount
04-8028	Oil & Gas Revenue Auditor III	FT	A	GP	Anchorage	200	22G / J	12.0		93,252	0	0	49,747	142,999	142,999
04-8029	State Petro Prop Assess	FT	A	SS	Anchorage	99	26L	12.0		130,472	0	0	64,100	194,572	194,572
04-8030	Tax Technician III	FT	A	GP	Anchorage	200	14C / D	12.0		47,256	0	0	33,750	81,006	81,006
04-8038	Petroleum Economist I	FT	A	GP	Anchorage	200	20A / B	12.0		67,044	0	0	40,632	107,676	107,676
04-8043	Economist II	FT	A	GP	Anchorage	200	18A / B	12.0		58,781	0	0	37,758	96,539	96,539
04-8044	Oil & Gas Revenue Auditor III	FT	A	GP	Anchorage	200	22C / D	12.0		81,394	0	0	45,623	127,017	127,017
04-8045	Revenue Appeals Officer II	FT	A	GP	Anchorage	99	25R / S	12.0		160,791	0	0	71,270	232,061	232,061
04-X015	Audit Master	FT	A	XE	Anchorage	N00	27	12.0		168,005	0	0	74,709	242,714	242,714
04-X017	Audit Master	FT	A	XE	Anchorage	N00	27	12.0		148,577	0	0	69,143	217,720	217,720
04-X040	Commercial Analyst	FT	A	XE	Anchorage	N00	27	12.0		118,524	0	0	59,909	178,433	178,433
04-X045	Audit Master	FT	A	XE	Anchorage	N00	27	12.0		149,076	0	0	69,286	218,362	218,362
08-2059	Accounting Tech III	FT	A	GP	Juneau	205	16D / E	12.0		58,504	0	0	37,662	96,166	96,166
08-2064	Tax Auditor III	FT	A	GP	Anchorage	200	20A / B	12.0		66,738	0	0	40,526	107,264	0
08-2075	Revenue Audit Supvr I	FT	A	SS	Juneau	99	24N / O	12.0		136,107	0	0	65,714	201,821	0
08-2077	Investigator IV	FT	A	SS	Anchorage	200	20J / K	12.0		84,208	0	0	48,118	132,326	132,326
													<b>Total Salary Costs:</b>	8,692,213	
													<b>Total COLA:</b>	0	
													<b>Total Premium Pay:</b>	0	
													<b>Total Benefits:</b>	4,903,743	
													<b>Total Pre-Vacancy:</b>	13,595,956	
													<b>Minus Vacancy Adjustment of 5.82%:</b>	(791,448)	
													<b>Total Post-Vacancy:</b>	12,804,508	
													<b>Plus Lump Sum Premium Pay:</b>	2,592	
													<b>Personal Services Line 100:</b>	12,807,100	
		<b>Total Component Months:</b>	1,284.0												

PCN Funding Sources:	Pre-Vacancy	Post-Vacancy	Percent
1004 General Fund Receipts	12,280,455	11,565,585	90.32%
1005 General Fund/Program Receipts	722,580	680,517	5.31%
1061 Capital Improvement Project Receipts	495,770	466,910	3.65%
1105 Alaska Permanent Fund Corporation Receipts	97,151	91,496	0.71%
<b>Total PCN Funding:</b>	<b>13,595,956</b>	<b>12,804,508</b>	<b>100.00%</b>

Note: If a position is split, an asterisk (\*) will appear in the Split/Count column. If the split position is also counted in the component, two asterisks (\*\*) will appear in this column. [No valid job title] appearing in the Job Class Title indicates that the PCN has an invalid class code or invalid range for the class code effective date of this scenario.

**Personal Services Expenditure Detail**  
**Department of Revenue**

**Scenario:** FY2019 Governor (14641)  
**Component:** Tax Division (2476)  
**RDU:** Taxation and Treasury (510)

<b>Lump Sum Funding Sources:</b>	<b>Amount</b>	<b>Percent</b>
1105 General Fund Receipts	2,592	100.00%
<b>Total Lump Sum Funding:</b>	<b>2,592</b>	<b>100.00%</b>

Note: If a position is split, an asterisk (\*) will appear in the Split/Count column. If the split position is also counted in the component, two asterisks (\*\*) will appear in this column.  
[No valid job title] appearing in the Job Class Title indicates that the PCN has an invalid class code or invalid range for the class code effective date of this scenario.

**Line Item Detail (1676)**  
**Department of Revenue**  
**Travel**

**Component:** Tax Division (2476)

<b>Line Number</b>	<b>Line Name</b>		<b>FY2017 Actuals</b>	<b>FY2018 Management Plan</b>	<b>FY2019 Governor</b>
2000	Travel		44.8	100.0	100.0
<b>Object Class</b>	<b>Servicing Agency</b>	<b>Explanation</b>	<b>FY2017 Actuals</b>	<b>FY2018 Management Plan</b>	<b>FY2019 Governor</b>
<b>2000 Travel Detail Totals</b>			<b>44.8</b>	<b>100.0</b>	<b>100.0</b>
2000	In-State Employee Travel	Employee instate travel - airfare, lodging, surface transportation, reimbursable travel costs, and meal & incidentals	41.6	78.0	78.0
2002	Out of State Employee Travel	Employee out of state travel - airfare, lodging, surface transportation, reimbursable travel costs, and meal & incidentals	2.2	20.0	20.0
2005	Moving Costs	Move costs	1.0	2.0	2.0

**Line Item Detail (1676)**  
**Department of Revenue**  
**Services**

**Component:** Tax Division (2476)

<b>Line Number</b>	<b>Line Name</b>		<b>FY2017 Actuals</b>	<b>FY2018 Management Plan</b>	<b>FY2019 Governor</b>
3000	Services		2,143.6	2,136.4	2,136.4
<b>Object Class</b>	<b>Servicing Agency</b>	<b>Explanation</b>	<b>FY2017 Actuals</b>	<b>FY2018 Management Plan</b>	<b>FY2019 Governor</b>
<b>3000 Services Detail Totals</b>			<b>2,143.6</b>	<b>2,136.4</b>	<b>2,136.4</b>
3000	Education Services	Training, conferences, memberships, and employee tuition	150.3	160.0	160.0
3001	Financial Services	Accounting, auditing, management/consulting services	0.0	25.0	25.0
3002	Legal and Judicial Services	Transcription services	1.8	0.0	0.0
3003	Information Technology	IT training, consulting, software licensing, software maintenance, and IT equipment leases	65.8	65.0	65.0
3004	Telecommunications	Local, long distance, cellular and telecommunications equipment charges; data/network; and television	2.5	5.0	5.0
3005	Health Services	Ergonomic assessments	0.0	1.0	1.0
3006	Delivery Services	Delivery and courier services	6.5	8.0	8.0
3007	Advertising and Promotions	Advertising of legal notices for regulations and public hearings	5.7	8.0	8.0
3008	Utilities	Disposal of records and confidential material	9.9	10.0	10.0
3009	Structure/Infrastructure/Land	Repairs/maintenance of structures or infrastructure	26.7	20.0	20.0
3010	Equipment/Machinery	Repairs, maintenance, rentals and/or leases of office furniture and equipment	7.5	25.0	10.0
3011	Other Services	Professional management and consulting services; printing and	70.8	70.0	70.0

**Line Item Detail (1676)**  
**Department of Revenue**  
**Services**

**Component:** Tax Division (2476)

Object Class	Servicing Agency	Explanation	FY2017 Actuals	FY2018 Management Plan	FY2019 Governor
<b>3000 Services Detail Totals</b>			<b>2,143.6</b>	<b>2,136.4</b>	<b>2,136.4</b>
		copying services; and State Travel Office fees			
3017	Inter-Agency Information Technology Non-Telecommunications	Admin - Department-wide ETS chargeback for computer services (including EPR and MICS charges for mainframe usage)	52.4	110.0	110.0
3018	Inter-Agency Information Technology Telecommunications	Admin - Department-wide ETS chargeback for telecommunications EPR	119.9	188.0	136.2
3018	Inter-Agency Information Technology Telecommunications	Admin - Department-wide ETS chargeback for telecommunications EPR	1.7	0.0	1.7
3018	Inter-Agency Information Technology Telecommunications	Admin - Department-wide ETS chargeback for VPN	63.6	0.0	63.6
3020	Inter-Agency Building Maintenance	Admin - Department-wide Building maintenance performed by Division of General Services	0.0	0.2	0.2
3021	Inter-Agency Mail	Admin - Department-wide Central mailroom services including pickup and delivery of U.S. mail, postage, mailing of state warrants	36.2	25.0	30.0
3022	Inter-Agency Human Resources	Admin - Department-wide Human resource and payroll services provided by the Division of Personnel	70.0	83.5	70.0
3023	Inter-Agency Building Leases	Admin - Department-wide Cost of space in state-owned facilities	465.8	505.0	505.0
3024	Inter-Agency Legal	Law - Department-wide OSPA Fraud Legal Services	110.6	100.0	100.0
3024	Inter-Agency Legal	Law - Department-wide Oil & Gas Production Tax Matters	99.3	50.0	50.0
3024	Inter-Agency Legal	Law - Department-wide Tax Legal Services Gaming & Tobacco			
3024	Inter-Agency Legal	Law - Department-wide Legal Services Charitable Gaming & Tobacco	39.0	0.0	10.0
		Oil & Gas Tax Production Matters			

**Line Item Detail (1676)**  
**Department of Revenue**  
**Services**

**Component:** Tax Division (2476)

Object Class		Servicing Agency	Explanation	FY2017 Actuals	FY2018 Management Plan	FY2019 Governor
<b>3000 Services Detail Totals</b>				<b>2,143.6</b>	<b>2,136.4</b>	<b>2,136.4</b>
3026	Inter-Agency Insurance	Admin - Department-wide	Risk Management	2.5	2.3	2.3
3027	Inter-Agency Financial	Admin - Department-wide	Division of Finance IRIS and AKPAY	8.2	7.2	7.2
3028	Inter-Agency Americans with Disabilities Act Compliance	Admin - Department-wide	ADA compliance	0.2	0.3	0.3
3029	Inter-Agency Education/Training	Admin - Department-wide	Training provided by state agencies – Division of General Services and Division of Finance training for procurement and ALDER reporting	0.0	0.4	0.4
3030	Inter-Agency Hearing/Mediation	Admin - Department-wide	Hearing officer services provided by Office of Administrative Hearing	63.3	50.0	50.0
3036	Inter-Agency Safety	Admin - Department-wide	Parking enforcement at State Office Building located in Juneau	2.1	3.1	3.1
3038	Inter-Agency Management/Consulting	Rev - Administrative Services (125)	Support services provided by the Administrative Services Division, including IT, fiscal, budget, contract management, procurement, and legislative support Support services provided by the Administrative Services Division, including IT, fiscal, budget, contract management, procurement, and legislative support	512.6	284.9	284.9
3038	Inter-Agency Management/Consulting	Rev - Commissioner's Office (123)	Support services provided by the Commissioner's Office Support services provided by the Commissioner's Office	0.0	126.6	126.6
3038	Inter-Agency Management/Consulting	Rev - Criminal Investigations Unit (2993)	Investigative services provided by Criminal Investigations Unit Investigative services provided by Criminal Investigations Unit	148.7	202.9	202.9

**Line Item Detail (1676)**  
**Department of Revenue**  
**Commodities**

**Component:** Tax Division (2476)

<b>Line Number</b>	<b>Line Name</b>		<b>FY2017 Actuals</b>	<b>FY2018 Management Plan</b>	<b>FY2019 Governor</b>
4000	Commodities		73.0	90.0	90.0
<b>Object Class</b>	<b>Servicing Agency</b>	<b>Explanation</b>	<b>FY2017 Actuals</b>	<b>FY2018 Management Plan</b>	<b>FY2019 Governor</b>
<b>4000 Commodities Detail Totals</b>			<b>73.0</b>	<b>90.0</b>	<b>90.0</b>
4000	Business	Business supplies including book and educational equipment and furniture; office supplies; desktop computers, printers and IT equipment less than \$5,000 per item; and subscriptions including electronic access to information	72.6	90.0	90.0
4002	Household/Institutional	Institutional supplies	0.4	0.0	0.0

**Revenue Detail (1681)**  
**Department of Revenue**

**Component:** Tax Division (2476)

Revenue Type (OMB Fund Code) Revenue Source	Component	Comment	FY2017 Actuals	FY2018 Management Plan	FY2019 Governor
<b>5005 GF/Prgm (1005 GF/Prgm)</b>			<b>2,601.1</b>	<b>771.0</b>	<b>773.0</b>
5124 Program Receipts - Other Taxes		A portion of receipts from charitable gaming are appropriated to support regulation of this program by the Tax Division. These receipts fall into three categories: -AS 05.15.184 allows a 3% tax on net receipts of pull tabs; -AS 05.15.020 allows a 1% tax on net proceeds received during the preceding year for certain permit holders; and -Various licensing fees authorized in Sec. 05	2,601.1	771.0	773.0
<b>5007 I/A Rcpts (1007 I/A Rcpts)</b>			<b>0.0</b>	<b>0.0</b>	<b>0.0</b>
5301 Inter-Agency Receipts	Law - Department-wide	Unbudgeted RSA with Department of Law to pay for amendment to Tax Revenue Managment System	0.0	0.0	0.0
5301 Inter-Agency Receipts	Trans - Department-wide	Unbudgeted RSA with DOT/PF for Motor Fuel Tax Auditor	0.0	0.0	0.0
<b>5061 CIP Rcpts (1061 CIP Rcpts)</b>			<b>95.0</b>	<b>952.0</b>	<b>955.7</b>
5351 Capital Improvement Project Inter-Agency	Rev - Tax Division (2476)	CIP Receipts from capital Tax Revenue Management System project	0.0	856.6	860.3
5351 Capital Improvement Project Inter-Agency	Trans - Department-wide	RSA with DOT/PF for Motor Fuel Tax Auditor	95.0	95.4	95.4
<b>5105 PFund Rcpt (1105 PFund Rcpt)</b>			<b>93.7</b>	<b>94.1</b>	<b>94.5</b>
5414 Alaska Permanent Fund Corporation Receipts		Permanent Fund Earnings replaced a portion of GF funding in the FY2000 budget. This funding source supports the oil and gas	93.7	94.1	94.5



**Revenue Detail (1681)**  
**Department of Revenue**

**Component:** Tax Division (2476)

Revenue Type (OMB Fund Code) Revenue Source	Component	Comment	FY2017 Actuals	FY2018 Management Plan	FY2019 Governor
		production tax audit function in the Tax Division.			
<b>5108 Stat Desig (1108 Stat Desig)</b>			<b>0.0</b>	<b>0.0</b>	<b>0.0</b>
5201 Statutory Dsgntd Prgrm Rcpts Pblc Prtctn - Permits and Fees		Reimbursements by a municipality for the costs associated with selling a municipality's tax stamp and collecting the municipality's cigarette tax revenue.	0.0	0.0	0.0

**Inter-Agency Services (1682)**  
**Department of Revenue**

**Component:** Tax Division (2476)

	FY2017 Actuals	FY2018 Management Plan	FY2019 Governor
<b>Component Totals</b>	<b>1,796.1</b>	<b>1,739.4</b>	<b>1,754.4</b>
With Department of Administration	885.9	975.0	980.0
With Department of Law	248.9	150.0	160.0
With Department of Revenue	661.3	614.4	614.4

Object Class	Servicing Agency	Explanation	FY2017 Actuals	FY2018 Management Plan	FY2019 Governor
3017	Inter-Agency Information Technology Non-Telecommunications	Admin - Department-wide ETS chargeback for computer services (including EPR and MICS charges for mainframe usage)	52.4	110.0	110.0
3018	Inter-Agency Information Technology Telecommunications	Admin - Department-wide ETS chargeback for telecommunications EPR	119.9	188.0	136.2
3018	Inter-Agency Information Technology Telecommunications	Admin - Department-wide ETS chargeback for telecommunications EPR	1.7	0.0	1.7
3018	Inter-Agency Information Technology Telecommunications	Admin - Department-wide ETS chargeback for VPN	63.6	0.0	63.6
3020	Inter-Agency Building Maintenance	Admin - Department-wide Building maintenance performed by Division of General Services	0.0	0.2	0.2
3021	Inter-Agency Mail	Admin - Department-wide Central mailroom services including pickup and delivery of U.S. mail, postage, mailing of state warrants	36.2	25.0	30.0
3022	Inter-Agency Human Resources	Admin - Department-wide Human resource and payroll services provided by the Division of Personnel	70.0	83.5	70.0
3023	Inter-Agency Building Leases	Admin - Department-wide Cost of space in state-owned facilities	465.8	505.0	505.0
3024	Inter-Agency Legal	Law - Department-wide OSPA Fraud Legal Services	110.6	100.0	100.0
3024	Inter-Agency Legal	Law - Department-wide Oil & Gas Production Tax Matters Tax Legal Services Gaming &	99.3	50.0	50.0

**Inter-Agency Services (1682)**  
**Department of Revenue**

**Component:** Tax Division (2476)

Object Class		Servicing Agency	Explanation	FY2017 Actuals	FY2018 Management Plan	FY2019 Governor
			Tobacco			
3024	Inter-Agency Legal	Law - Department-wide	Legal Services Charitable Gaming & Tobacco Oil & Gas Tax Production Matters	39.0	0.0	10.0
3026	Inter-Agency Insurance	Admin - Department-wide	Risk Management	2.5	2.3	2.3
3027	Inter-Agency Financial	Admin - Department-wide	Division of Finance IRIS and AKPAY	8.2	7.2	7.2
3028	Inter-Agency Americans with Disabilities Act Compliance	Admin - Department-wide	ADA compliance	0.2	0.3	0.3
3029	Inter-Agency Education/Training	Admin - Department-wide	Training provided by state agencies – Division of General Services and Division of Finance training for procurement and ALDER reporting	0.0	0.4	0.4
3030	Inter-Agency Hearing/Mediation	Admin - Department-wide	Hearing officer services provided by Office of Administrative Hearing	63.3	50.0	50.0
3036	Inter-Agency Safety	Admin - Department-wide	Parking enforcement at State Office Building located in Juneau	2.1	3.1	3.1
3038	Inter-Agency Management/Consulting	Rev - Administrative Services (125)	Support services provided by the Administrative Services Division, including IT, fiscal, budget, contract management, procurement, and legislative support Support services provided by the Administrative Services Division, including IT, fiscal, budget, contract management, procurement, and legislative support	512.6	284.9	284.9
3038	Inter-Agency Management/Consulting	Rev - Commissioner's Office (123)	Support services provided by the Commissioner's Office Support services provided by the Commissioner's Office	0.0	126.6	126.6
3038	Inter-Agency Management/Consulting	Rev - Criminal Investigations Unit (2993)	Investigative services provided by Criminal Investigations Unit Investigative services provided by Criminal Investigations Unit	148.7	202.9	202.9

**Inter-Agency Services (1682)**  
**Department of Revenue**

**Component:** Tax Division (2476)

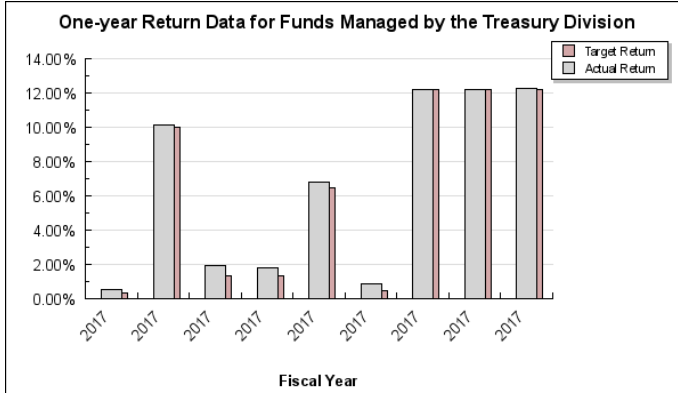
**Component: Treasury Division**

**Contribution to Department's Mission**

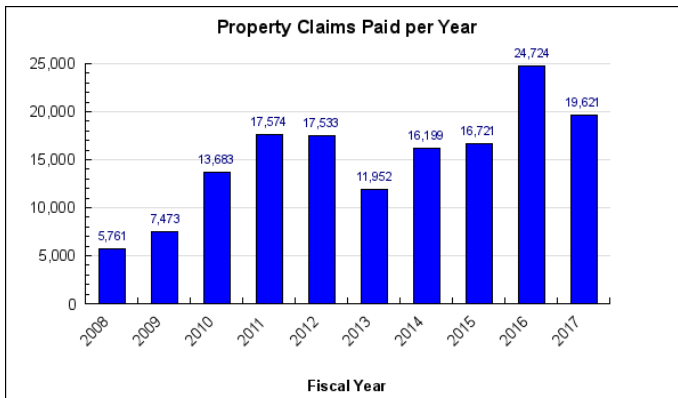
The mission of the Treasury Division is to manage the state's funds consistent with prudent investment guidelines and Governmental Accounting Standards Board (GASB) rules.

**Results**

(Additional performance information is available on the web at <https://omb.alaska.gov/results>.)



Target: Yields at which the state issues debt will not exceed 30 basis points of the applicable benchmark.



**Core Services**

- Manage the investment of state funds
- Maintain the state's credit rating and provide capital financing for state agencies
- Manage unclaimed property and reunite with owners

**Measures by Core Service**

(Additional performance information is available on the web at <https://omb.alaska.gov/results>.)

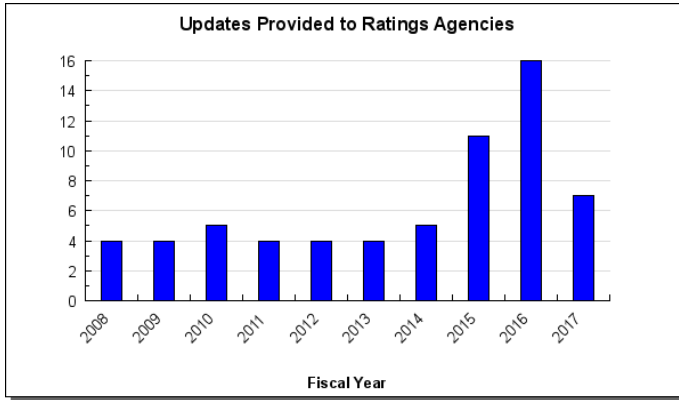
**1. Manage the investment of state funds**

Target: Increase average longevity of the investment officers to five years.

Target: At least four investment staff will have their Chartered Financial Analyst (CFA) designation.



**2. Maintain the state's credit rating and provide capital financing for state agencies**



**3. Manage unclaimed property and reunite with owners**

Target: Increase the number of first time reporting companies.

**Major Component Accomplishments in 2017**

- 24 of the 28 non-retirement funds managed by the Treasury Division met or exceeded the benchmark returns, including the General Fund and Other Non-segregated Investments (GeFONSI) and Constitutional Budget Reserve Funds.
- Staff longevity remained constant. Staff are continuing to pursue Chartered Financial Analyst (CFA) designation. Increased knowledge will be important as internally managed investments and the oversight of more complex investments grow.

**Key Component Challenges**

- Managing investment risk in the current low interest rate environment and during market volatility.
- Maintaining the State of Alaska's credit ratings. Regular communication of state current events and fiscal plans to the rating analysts as well as ensuring analysts' concerns are relayed to state leadership, are key to meeting this challenge. As of November 2017 Fitch and S&P rated Alaska as AA and Moody's at Aa3, after downgrades throughout the calendar year.

- Evaluating asset allocations and new investment opportunities.
- Responding to rapid changes and uncertainty in the banking industry, including regulatory issues and reserve requirements.
- State assets managed by Treasury staff, including the GeFONSI and the Constitutional Budget Reserve Fund, totaled \$11.1 billion at June 30, 2017; bringing total assets managed by Treasury to \$42 billion. Market volatility, increasingly complex and growing investment mandates and lagging growth in the number of Treasury staff continue to provide investment challenges.
- Maintaining contracts for new merchant services.
- Maintaining bank earnings rates adequate to pay for banking fees in the current low interest environment.

**Significant Changes in Results to be Delivered in FY2019**

No changes in results delivered.

**Statutory and Regulatory Authority**

AS 14.40.400	University of Alaska, Community Colleges, and Alaska Aerospace Development Corporation - Fund for Money from Sale or Lease of Land Granted By Act of Congress
AS 18.26	Alaska Medical Facility Authority
AS 18.56.110	Alaska Housing Finance Corporation - Bonds and Notes
AS 37.10	Public Finance – Public Funds
AS 37.15	Public Finance – Bonding
AS 37.10.220	Duties of the Alaska Retirement Management Board
AS 43.05.150	Administration of Revenue Laws - Collection of Money
AS 43.05.170	Payment of Warrants
AS 43.05.180	Accounting for State Funds
AS 44.25.020	Department of Revenue – Duties of Department

<b>Contact Information</b>
<p><b>Contact:</b> Dan DeBartolo, Director, Administrative Services  <b>Phone:</b> (907) 465-2312  <b>Fax:</b> (907) 465-1685  <b>E-mail:</b> daniel.debartolo@alaska.gov</p>

**Treasury Division  
Personal Services Information**

Authorized Positions			Personal Services Costs	
	<u>FY2018</u> <u>Management</u> <u>Plan</u>	<u>FY2019</u> <u>Governor</u>		
Full-time	42	42	Annual Salaries	5,634,878
Part-time	1	1	Premium Pay	0
Nonpermanent	0	0	Annual Benefits	2,674,357
			<i>Less 3.73% Vacancy Factor</i>	<i>(309,719)</i>
			Lump Sum Premium Pay	5,184
<b>Totals</b>	<b>43</b>	<b>43</b>	<b>Total Personal Services</b>	<b>8,004,700</b>

**Position Classification Summary**

Job Class Title	Anchorage	Fairbanks	Juneau	Others	Total
Accountant III	0	0	2	0	2
Accountant IV	0	0	5	0	5
Accountant V	0	0	1	0	1
Accounting Tech III	0	0	2	0	2
Administrative Assistant I	0	0	1	0	1
Administrative Officer II	0	0	1	0	1
Dep Commissioner	0	0	1	0	1
Office Assistant II	0	0	1	0	1
Operations Res Anl I	0	0	1	0	1
State Comptroller	0	0	1	0	1
State Investment Officer	0	0	27	0	27
<b>Totals</b>	<b>0</b>	<b>0</b>	<b>43</b>	<b>0</b>	<b>43</b>



**Component Detail All Funds**  
**Department of Revenue**

**Component:** Treasury Division (121)  
**RDU:** Taxation and Treasury (510)

Non-Formula Component

	FY2017 Actuals	FY2018 Conference Committee	FY2018 Authorized	FY2018 Management Plan	FY2019 Governor	FY2018 Management Plan vs FY2019 Governor	
71000 Personal Services	6,584.8	7,999.6	7,999.6	7,999.6	8,004.7	5.1	0.1%
72000 Travel	57.7	37.8	37.8	37.8	37.8	0.0	0.0%
73000 Services	1,155.3	2,441.5	2,441.5	2,441.5	1,875.6	-565.9	-23.2%
74000 Commodities	123.3	39.8	39.8	39.8	39.8	0.0	0.0%
75000 Capital Outlay	0.0	0.0	0.0	0.0	0.0	0.0	0.0%
77000 Grants, Benefits	0.0	0.0	0.0	0.0	0.0	0.0	0.0%
78000 Miscellaneous	0.0	0.0	0.0	0.0	0.0	0.0	0.0%
<b>Totals</b>	<b>7,921.1</b>	<b>10,518.7</b>	<b>10,518.7</b>	<b>10,518.7</b>	<b>9,957.9</b>	<b>-560.8</b>	<b>-5.3%</b>
<b>Fund Sources:</b>							
1004Gen Fund (UGF)	2,513.3	3,380.3	3,380.3	3,380.3	2,855.5	-524.8	-15.5%
1007I/A Rcpts (Other)	4,973.2	6,481.8	6,481.8	6,481.8	6,485.5	3.7	0.1%
1017Ben Sys (Other)	89.0	97.6	97.6	97.6	97.7	0.1	0.1%
1027Int Airprt (Other)	20.2	34.6	34.6	34.6	34.6	0.0	0.0%
1066Pub School (Other)	120.3	125.4	125.4	125.4	125.5	0.1	0.1%
1092MHTAAR (Other)	23.8	40.0	40.0	40.0	0.0	-40.0	-100.0%
1169PCE Endow (DGF)	181.3	359.0	359.0	359.0	359.1	0.1	0.0%
<b>Unrestricted General (UGF)</b>	<b>2,513.3</b>	<b>3,380.3</b>	<b>3,380.3</b>	<b>3,380.3</b>	<b>2,855.5</b>	<b>-524.8</b>	<b>-15.5%</b>
<b>Designated General (DGF)</b>	<b>181.3</b>	<b>359.0</b>	<b>359.0</b>	<b>359.0</b>	<b>359.1</b>	<b>0.1</b>	<b>0.0%</b>
<b>Other Funds</b>	<b>5,226.5</b>	<b>6,779.4</b>	<b>6,779.4</b>	<b>6,779.4</b>	<b>6,743.3</b>	<b>-36.1</b>	<b>-0.5%</b>
<b>Federal Funds</b>	<b>0.0</b>	<b>0.0</b>	<b>0.0</b>	<b>0.0</b>	<b>0.0</b>	<b>0.0</b>	<b>0.0%</b>
<b>Positions:</b>							
Permanent Full Time	41	42	42	42	42	0	0.0%
Permanent Part Time	0	1	1	1	1	0	0.0%
Non Permanent	1	0	0	0	0	0	0.0%

**Change Record Detail - Multiple Scenarios with Descriptions**  
**Department of Revenue**

**Component:** Treasury Division (121)  
**RDU:** Taxation and Treasury (510)

Scenario/Change Record Title	Trans Type	Totals	Personal Services	Travel	Services	Commodities	Capital Outlay	Grants, Benefits	Miscellaneous	Positions		NP
										PFT	PPT	
***** Changes From FY2018 Conference Committee To FY2018 Authorized *****												
<b>FY2018 Conference Committee</b>												
	ConfCom	10,518.7	7,999.6	37.8	2,441.5	39.8	0.0	0.0	0.0	42	1	0
1004 Gen Fund		3,380.3										
1007 I/A Rcpts		6,481.8										
1017 Ben Sys		97.6										
1027 Int Airprt		34.6										
1066 Pub School		125.4										
1092 MHTAAR		40.0										
1169 PCE Endow		359.0										
<b>Subtotal</b>		<b>10,518.7</b>	<b>7,999.6</b>	<b>37.8</b>	<b>2,441.5</b>	<b>39.8</b>	<b>0.0</b>	<b>0.0</b>	<b>0.0</b>	<b>42</b>	<b>1</b>	<b>0</b>
***** Changes From FY2018 Management Plan To FY2019 Governor *****												
<b>FY2019 Salary and Health Insurance Increases</b>												
	SalAdj	5.1	5.1	0.0	0.0	0.0	0.0	0.0	0.0	0	0	0
1004 Gen Fund		1.1										
1007 I/A Rcpts		3.7										
1017 Ben Sys		0.1										
1066 Pub School		0.1										
1169 PCE Endow		0.1										
Salary and Health Insurance Increases: \$5.1												
Calculate FY2019 increase to GGU Health Insurance from \$1389 to \$1432 per member per month.												
<b>Reverse Mental Health Trust Recommendation</b>												
	OTI	-40.0	0.0	0.0	-40.0	0.0	0.0	0.0	0.0	0	0	0
1092 MHTAAR		-40.0										
<b>Reduce Authority Due to In House Resources Allocated to Alaska Retirement Management Board</b>												
	Dec	-525.9	0.0	0.0	-525.9	0.0	0.0	0.0	0.0	0	0	0
1004 Gen Fund		-525.9										

The Treasury Division is responsible for managing the State's treasury and pension funds. The Treasury Division utilizes a cost allocation method to develop budgets and allocate costs equitably among each fund, trust, & client agency. There is a shift in assets under management which has a direct impact on how the Treasury Division allocates their expenses based on their federally approved cost allocation plan. With more funds managed by the Alaska Retirement Management Board (ARMB), ARMB will incur a higher percentage of costs and Treasury's costs will decrease from previous years. As a result, Treasury Division is able to reduce their general fund spending level.

**Change Record Detail - Multiple Scenarios with Descriptions**  
**Department of Revenue**

**Component:** Treasury Division (121)  
**RDU:** Taxation and Treasury (510)

Scenario/Change Record Title	Trans Type	Totals	Personal Services	Travel	Services	Commodities	Capital Outlay	Grants, Benefits	Miscellaneous	Positions		NP
										PFT	PPT	
	Totals	9,957.9	8,004.7	37.8	1,875.6	39.8	0.0	0.0	0.0	42	1	0

**Personal Services Expenditure Detail**  
**Department of Revenue**

**Scenario:** FY2019 Governor (14641)  
**Component:** Treasury Division (121)  
**RDU:** Taxation and Treasury (510)

PCN	Job Class Title	Time Status	Retire Code	Barg Unit	Location	Salary Sched	Range / Step	Comp Months	Split / Count	Annual Salaries	COLA	Premium Pay	Annual Benefits	Total Costs	UGF Amount
04-?003	State Investment Officer	FT	A	XE	Juneau	N05	22	12.0		150,000	0	0	69,551	219,551	0
04-?004	State Investment Officer	FT	A	XE	Juneau	N05	22	12.0		150,000	0	0	69,551	219,551	0
04-0020	State Investment Officer	FT	A	XE	Juneau	N05	22 /	12.0		169,687	0	0	75,191	244,878	50,518
04-5001	Dep Commissioner	FT	A	XE	Juneau	99	28N / O	12.0		162,886	0	0	73,242	236,128	48,713
04-5002	State Comptroller	FT	A	XE	Juneau	N05	27K	12.0		137,664	0	0	66,016	203,680	42,019
04-5005	State Investment Officer	FT	A	XE	Juneau	N05	24 /	12.0		205,833	0	0	85,547	291,380	182,754
04-5007	Accountant V	FT	A	SS	Juneau	205	22E / F	12.0		94,354	0	0	51,647	146,001	11,651
04-5008	Accountant IV	FT	A	GP	Juneau	205	20F / G	12.0		84,085	0	0	46,559	130,644	26,952
04-5010	Accountant IV	FT	A	SS	Juneau	205	20J / K	12.0		89,732	0	0	50,039	139,771	28,835
04-5011	State Investment Officer	FT	A	XE	Juneau	N05	30 /	12.0		345,800	0	0	125,647	471,447	97,260
04-5012	State Investment Officer	FT	A	XE	Juneau	N05	24 /	12.0		251,897	0	0	98,744	350,641	9,608
04-5013	State Investment Officer	FT	A	XE	Juneau	N05	22 /	12.0		122,693	0	0	61,359	184,052	37,970
04-5018	Accounting Tech III	FT	A	GP	Juneau	205	16K	12.0		69,336	0	0	41,429	110,765	22,851
04-5020	Accountant III	FT	A	SS	Juneau	205	18C / D	12.0		67,836	0	0	42,424	110,260	22,747
04-5021	Accounting Tech III	FT	A	GP	Juneau	205	16C / D	12.0		56,569	0	0	36,989	93,558	2,236
04-5022	Operations Res Anl I	FT	A	GP	Juneau	205	21G / J	6.0	**	46,956	0	0	24,988	71,944	66,102
04-5024	State Investment Officer	FT	A	XE	Juneau	N05	22 /	12.0		239,713	0	0	95,253	334,966	8,006
04-5025	State Investment Officer	FT	A	XE	Juneau	N05	22	6.0	*	90,001	0	0	40,645	130,646	130,646
04-5029	State Investment Officer	FT	A	XE	Juneau	N05	24 /	12.0		190,569	0	0	81,174	271,743	56,061
04-5030	State Investment Officer	FT	A	XE	Juneau	N05	24 /	12.0		243,496	0	0	96,337	339,833	131,617
04-5032	State Investment Officer	FT	A	XE	Juneau	N05	22 /	12.0		160,080	0	0	72,439	232,519	0
04-5033	State Investment Officer	FT	A	XE	Juneau	N05	20 /	12.0		94,341	0	0	51,498	145,839	0
04-5037	State Investment Officer	FT	A	XE	Juneau	N05	20 /	12.0		119,815	0	0	60,358	180,173	113,005
04-5039	Administrative Assistant I	FT	A	GP	Juneau	205	12G	12.0		48,636	0	0	34,230	82,866	17,095
04-5040	State Investment Officer	FT	A	XE	Juneau	N05	20 /	12.0		93,999	0	0	51,379	145,378	11,601
04-5042	State Investment Officer	FT	A	XE	Juneau	N05	16 /	12.0		91,882	0	0	50,643	142,525	55,200
04-5043	State Investment Officer	FT	A	XE	Juneau	N05	22 /	12.0		266,801	0	0	103,014	369,815	231,948
04-5044	State Investment Officer	FT	A	XE	Juneau	N05	22 /	12.0		128,059	0	0	63,225	191,284	4,572
04-5045	Accountant IV	FT	A	GP	Juneau	205	20B / C	12.0		71,754	0	0	42,270	114,024	43,728
04-5046	Accountant III	FT	A	GP	Juneau	205	18A / B	12.0		61,984	0	0	38,872	100,856	20,807
04-5047	Accountant IV	FT	A	GP	Juneau	205	20B / C	12.0		72,600	0	0	42,565	115,165	23,759
04-5049	Accountant IV	FT	A	GP	Juneau	205	20B / C	12.0		72,506	0	0	42,532	115,038	2,749
04-8015	Office Assistant II	PT	A	GP	Juneau	205	10A	6.0		17,760	0	0	14,834	32,594	6,724
04-9500	Administrative Officer II	FT	A	SS	Juneau	205	19D / E	12.0		76,024	0	0	45,271	121,295	25,023
04-X005	State Investment Officer	FT	A	XE	Juneau	N05	18 /	12.0		127,173	0	0	62,917	190,090	73,622
04-X006	State Investment Officer	FT	A	XE	Juneau	N05	22 /	12.0		181,206	0	0	78,491	259,697	6,207
04-X020	State Investment Officer	FT	A	XE	Juneau	N05	22 /	12.0		111,543	0	0	57,481	169,024	0
04-X021	State Investment Officer	FT	A	XE	Juneau	N05	22 /	12.0		151,323	0	0	69,930	221,253	0

Note: If a position is split, an asterisk (\*) will appear in the Split/Count column. If the split position is also counted in the component, two asterisks (\*\*) will appear in this column. [No valid job title] appearing in the Job Class Title indicates that the PCN has an invalid class code or invalid range for the class code effective date of this scenario.

**Personal Services Expenditure Detail**  
**Department of Revenue**

**Scenario:** FY2019 Governor (14641)  
**Component:** Treasury Division (121)  
**RDU:** Taxation and Treasury (510)

PCN	Job Class Title	Time Status	Retire Code	Barg Unit	Location	Salary Sched	Range / Step	Comp Months	Split / Count	Annual Salaries	COLA	Premium Pay	Annual Benefits	Total Costs	UGF Amount
04-X035	State Investment Officer	FT	A	XE	Juneau	N05	18 /	12.0		94,341	0	0	51,498	145,839	3,996
04-X074	State Investment Officer	FT	A	XE	Juneau	N05	22 /	12.0		128,064	0	0	63,227	191,291	5,241
04-X075	State Investment Officer	FT	A	XE	Juneau	N05	22 /	12.0		90,712	0	0	50,236	140,948	3,862
04-X084	State Investment Officer	FT	A	XE	Juneau	N05	22 /	12.0		154,375	0	0	70,804	225,179	6,170
04-X085	State Investment Officer	FT	A	XE	Juneau	N05	22 /	12.0		133,400	0	0	64,795	198,195	124,308
04-X086	State Investment Officer	FT	A	XE	Juneau	N05	22 /	12.0		117,393	0	0	59,516	176,909	36,496
													<b>Total Salary Costs:</b>	5,634,878	
													<b>Total COLA:</b>	0	
													<b>Total Premium Pay:</b>	0	
													<b>Total Benefits:</b>	2,674,357	
													<b>Total Pre-Vacancy:</b>	8,309,235	
													<b>Minus Vacancy Adjustment of 3.73%:</b>	(309,719)	
													<b>Total Post-Vacancy:</b>	7,999,516	
													<b>Plus Lump Sum Premium Pay:</b>	5,184	
													<b>Personal Services Line 100:</b>	8,004,700	

PCN Funding Sources:	Pre-Vacancy	Post-Vacancy	Percent
1004 General Fund Receipts	1,792,657	1,725,837	21.57%
1007 Interagency Receipts	6,138,063	5,909,273	73.87%
1017 Benefits Systems Receipts	83,744	80,622	1.01%
1027 International Airport Revenue Fund	21,994	21,174	0.26%
1066 Public School Trust Fund	105,493	101,560	1.27%
1169 PCE Endowment Fund	167,285	161,049	2.01%
<b>Total PCN Funding:</b>	<b>8,309,235</b>	<b>7,999,516</b>	<b>100.00%</b>

Lump Sum Funding Sources:	Amount	Percent
1169 General Fund Receipts	1,797	35.00%
1169 Interagency Receipts	3,162	61.00%
1169 Benefits Systems Receipts	44	1.00%
1169 International Airport Revenue Fund	12	0.00%
1169 Public School Trust Fund	64	1.00%
1169 PCE Endowment Fund	105	2.00%
<b>Total Lump Sum Funding:</b>	<b>5,184</b>	<b>100.00%</b>

Note: If a position is split, an asterisk (\*) will appear in the Split/Count column. If the split position is also counted in the component, two asterisks (\*\*) will appear in this column. [No valid job title] appearing in the Job Class Title indicates that the PCN has an invalid class code or invalid range for the class code effective date of this scenario.

**Personal Services Expenditure Detail**  
**Department of Revenue**

**Scenario:** FY2019 Governor (14641)  
**Component:** Treasury Division (121)  
**RDU:** Taxation and Treasury (510)

Note: If a position is split, an asterisk (\*) will appear in the Split/Count column. If the split position is also counted in the component, two asterisks (\*\*) will appear in this column.  
[No valid job title] appearing in the Job Class Title indicates that the PCN has an invalid class code or invalid range for the class code effective date of this scenario.

**Line Item Detail (1676)**  
**Department of Revenue**  
**Travel**

**Component:** Treasury Division (121)

<b>Line Number</b>	<b>Line Name</b>		<b>FY2017 Actuals</b>	<b>FY2018 Management Plan</b>	<b>FY2019 Governor</b>
2000	Travel		57.7	37.8	37.8
<b>Object Class</b>	<b>Servicing Agency</b>	<b>Explanation</b>	<b>FY2017 Actuals</b>	<b>FY2018 Management Plan</b>	<b>FY2019 Governor</b>
<b>2000 Travel Detail Totals</b>			<b>57.7</b>	<b>37.8</b>	<b>37.8</b>
2000	In-State Employee Travel	Employee instate travel - airfare, lodging, surface transportation, reimbursable travel costs, and meal & incidentals	5.2	17.0	17.0
2002	Out of State Employee Travel	Employee out of state travel - airfare, lodging, surface transportation, reimbursable travel costs, and meal & incidentals	41.1	20.8	20.8
2003	Out of State Non-Employee Travel	Non-Employee out of state travel - airfare, lodging, surface transportation, reimbursable travel costs, and meal & incidentals	1.4	0.0	0.0
2005	Moving Costs	Move costs	10.0	0.0	0.0

**Line Item Detail (1676)**  
**Department of Revenue**  
**Services**

**Component:** Treasury Division (121)

<b>Line Number</b>	<b>Line Name</b>		<b>FY2017 Actuals</b>	<b>FY2018 Management Plan</b>	<b>FY2019 Governor</b>
3000	Services		1,155.3	2,441.5	1,875.6
<b>Object Class</b>	<b>Servicing Agency</b>	<b>Explanation</b>	<b>FY2017 Actuals</b>	<b>FY2018 Management Plan</b>	<b>FY2019 Governor</b>
<b>3000 Services Detail Totals</b>			<b>1,155.3</b>	<b>2,441.5</b>	<b>1,875.6</b>
3000	Education Services	Training, conferences, memberships, and employee tuition	8.4	10.0	10.0
3001	Financial Services	Accounting, auditing, management/consulting services	345.0	1,206.2	640.3
3003	Information Technology	IT training, consulting, software licensing, software maintenance, and IT equipment leases	433.5	511.3	511.3
3004	Telecommunications	Local, long distance, cellular and telecommunications equipment charges; data/network; and television	17.0	20.0	20.0
3006	Delivery Services	Delivery and courier services	0.3	0.3	0.3
3007	Advertising and Promotions	Advertising of legal notices for regulations and public hearings	0.2	0.4	0.4
3009	Structure/Infrastructure/Land	Repairs/maintenance of structures or infrastructure	9.0	2.4	2.4
3010	Equipment/Machinery	Repairs, maintenance, rentals and/or leases of office furniture and equipment	8.3	8.0	8.0
3011	Other Services	Professional management and consulting services; printing and copying services; and State Travel Office fees	0.4	16.0	16.0
3017	Inter-Agency Information Technology Non-Telecommunications	Admin - Department-wide ETS chargeback for computer services (including EPR and MICS charges for mainframe usage)	-4.8	10.0	10.0



**Line Item Detail (1676)**  
**Department of Revenue**  
**Services**

**Component:** Treasury Division (121)

Object Class		Servicing Agency	Explanation	FY2017 Actuals	FY2018 Management Plan	FY2019 Governor
<b>3000 Services Detail Totals</b>				<b>1,155.3</b>	<b>2,441.5</b>	<b>1,875.6</b>
3018	Inter-Agency Information Technology Telecommunications	Admin - Department-wide	ETS chargeback for telecommunications EPR, phone lines and service requests	33.4	33.1	33.1
3020	Inter-Agency Building Maintenance	Admin - Department-wide	Building maintenance performed by Division of General Services	0.7	0.3	0.3
3021	Inter-Agency Mail	Admin - Department-wide	Central mailroom services including pickup and delivery of U.S. mail, postage, mailing of state warrants	0.8	4.0	4.0
3022	Inter-Agency Human Resources	Admin - Department-wide	Human resource and payroll services provided by the Division of Personnel	8.7	12.3	12.3
3023	Inter-Agency Building Leases	Admin - Department-wide	Cost of space in state-owned facilities	52.5	57.1	57.1
3026	Inter-Agency Insurance	Admin - Department-wide	Risk Management	0.3	0.4	0.4
3027	Inter-Agency Financial	Admin - Department-wide	Division of Finance IRIS and AKPAY	44.8	18.5	18.5
3028	Inter-Agency Americans with Disabilities Act Compliance	Admin - Department-wide	ADA compliance	0.0	0.1	0.1
3029	Inter-Agency Education/Training	Admin - Department-wide	Training provided by state agencies – Division of General Services and Division of Finance training for procurement and ALDER reporting	0.0	0.5	0.5
3031	Inter-Agency Construction	Admin - Department-wide	Construction work provided by Division of General Services	0.0	0.7	0.7
3036	Inter-Agency Safety	Admin - Department-wide	Parking enforcement at State Office Building located in Juneau	0.7	1.4	1.4
3038	Inter-Agency Management/Consulting	Admin - Department-wide	Investment auditing and consulting services provided by Retirement & Benefits	41.7	24.5	24.5
3038	Inter-Agency Management/Consulting	Rev - Administrative Services (125)	Support services provided by the Administrative Services Division including fiscal, budget, IT, and procurement	134.4	428.0	428.0

**Line Item Detail (1676)**  
**Department of Revenue**  
**Services**

**Component:** Treasury Division (121)

Object Class		Servicing Agency	Explanation	FY2017 Actuals	FY2018 Management Plan	FY2019 Governor
<b>3000 Services Detail Totals</b>				<b>1,155.3</b>	<b>2,441.5</b>	<b>1,875.6</b>
3038	Inter-Agency Management/Consulting	Rev - Commissioner's Office (123)	Support services provided by Commissioner's Office	20.0	54.0	54.0
3038	Inter-Agency Management/Consulting	Admin - Department-wide	Actuarial consulting	0.0	22.0	22.0

**Line Item Detail (1676)**  
**Department of Revenue**  
**Commodities**

**Component:** Treasury Division (121)

<b>Line Number</b>	<b>Line Name</b>		<b>FY2017 Actuals</b>	<b>FY2018 Management Plan</b>	<b>FY2019 Governor</b>
4000	Commodities		123.3	39.8	39.8
<b>Object Class</b>	<b>Servicing Agency</b>	<b>Explanation</b>	<b>FY2017 Actuals</b>	<b>FY2018 Management Plan</b>	<b>FY2019 Governor</b>
<b>4000 Commodities Detail Totals</b>			<b>123.3</b>	<b>39.8</b>	<b>39.8</b>
4000	Business	Business supplies including book and educational equipment and furniture; office supplies; desktop computers, printers and IT equipment less than \$5,000 per item; and subscriptions including electronic access to information	123.3	38.5	38.5
4002	Household/Institutional	Institutional supplies	0.0	1.3	1.3

**Revenue Detail (1681)**  
**Department of Revenue**

**Component:** Treasury Division (121)

Revenue Type (OMB Fund Code) Revenue Source	Component	Comment	FY2017 Actuals	FY2018 Management Plan	FY2019 Governor
<b>5007 I/A Rcpts (1007 I/A Rcpts)</b>			<b>4,973.2</b>	<b>6,481.8</b>	<b>6,485.5</b>
5301 Inter-Agency Receipts	Commerce - Department-wide	RSA with AIDEA for board travel expense reimbursement	1.6	0.0	0.0
5301 Inter-Agency Receipts	FishGm - Department-wide	Unbudgeted RSA for Exxon Valdez Oil Spill (EVOS) Fund investment management	37.2	0.0	0.0
5301 Inter-Agency Receipts	Rev - AHFC Operations (110)	Unbudgeted RSA for AHFC investment management	96.7	0.0	0.0
5301 Inter-Agency Receipts	Rev - AK Retirement Management Board (2813)	RSA with the Alaska Retirement Management Board for investment management of pension funds.	4,779.8	6,481.8	6,485.5
5301 Inter-Agency Receipts	Rev - APFC Operations (109)	Unbudgeted RSA for shared Yield Book software subscription	39.1	0.0	0.0
5301 Inter-Agency Receipts	Rev - Mental Health Trust Operations (1423)	Unbudgeted RSA for investment management	7.5	0.0	0.0
5301 Inter-Agency Receipts	Trans - Department-wide	Unbudgeted RSA for International Airport Construction Fund investment management	11.3	0.0	0.0
<b>6004 Gen Fund (1004 Gen Fund)</b>			<b>10.2</b>	<b>0.0</b>	<b>0.0</b>
6046 General Fund - Prior Year Reimbursement Recovery			10.1	0.0	0.0
6047 General Fund - Miscellaneous			0.1	0.0	0.0

**Inter-Agency Services (1682)**  
**Department of Revenue**

**Component:** Treasury Division (121)

				FY2017 Actuals	FY2018 Management Plan	FY2019 Governor
<b>Component Totals</b>				<b>333.2</b>	<b>666.9</b>	<b>666.9</b>
With Department of Administration				178.8	184.9	184.9
With Department of Revenue				154.4	482.0	482.0
<b>Object Class</b>	<b>Servicing Agency</b>	<b>Explanation</b>	<b>FY2017 Actuals</b>	<b>FY2018 Management Plan</b>	<b>FY2019 Governor</b>	
3017	Inter-Agency Information Technology Non-Telecommunications	Admin - Department-wide	ETS chargeback for computer services (including EPR and MICS charges for mainframe usage)	-4.8	10.0	10.0
3018	Inter-Agency Information Technology Telecommunications	Admin - Department-wide	ETS chargeback for telecommunications EPR, phone lines and service requests	33.4	33.1	33.1
3020	Inter-Agency Building Maintenance	Admin - Department-wide	Building maintenance performed by Division of General Services	0.7	0.3	0.3
3021	Inter-Agency Mail	Admin - Department-wide	Central mailroom services including pickup and delivery of U.S. mail, postage, mailing of state warrants	0.8	4.0	4.0
3022	Inter-Agency Human Resources	Admin - Department-wide	Human resource and payroll services provided by the Division of Personnel	8.7	12.3	12.3
3023	Inter-Agency Building Leases	Admin - Department-wide	Cost of space in state-owned facilities	52.5	57.1	57.1
3026	Inter-Agency Insurance	Admin - Department-wide	Risk Management	0.3	0.4	0.4
3027	Inter-Agency Financial	Admin - Department-wide	Division of Finance IRIS and AKPAY	44.8	18.5	18.5
3028	Inter-Agency Americans with Disabilities Act Compliance	Admin - Department-wide	ADA compliance	0.0	0.1	0.1
3029	Inter-Agency Education/Training	Admin - Department-wide	Training provided by state agencies – Division of General Services and Division of Finance training for procurement and ALDER reporting	0.0	0.5	0.5
3031	Inter-Agency Construction	Admin - Department-wide	Construction work provided by Division of General Services	0.0	0.7	0.7
3036	Inter-Agency Safety	Admin - Department-wide	Parking enforcement at State Office	0.7	1.4	1.4

**Inter-Agency Services (1682)**  
**Department of Revenue**

**Component:** Treasury Division (121)

Object Class		Servicing Agency	Explanation	FY2017 Actuals	FY2018 Management Plan	FY2019 Governor
3038	Inter-Agency Management/Consulting	Admin - Department-wide	Building located in Juneau Investment auditing and consulting services provided by Retirement & Benefits	41.7	24.5	24.5
3038	Inter-Agency Management/Consulting	Rev - Administrative Services (125)	Support services provided by the Administrative Services Division including fiscal, budget, IT, and procurement	134.4	428.0	428.0
3038	Inter-Agency Management/Consulting	Rev - Commissioner's Office (123)	Support services provided by Commissioner's Office	20.0	54.0	54.0
3038	Inter-Agency Management/Consulting	Admin - Department-wide	Actuarial consulting	0.0	22.0	22.0

## Component: Unclaimed Property

### Contribution to Department's Mission

The mission of the Unclaimed Property program is to administer Alaska's Uniform Unclaimed Property Act (AS 34.45).

### Core Services

- Receive and account for unclaimed property in the form of cash, securities, and safe deposit boxes from companies, organizations (profit and non-profit) and government agencies throughout the United States in accordance with Alaska's Unclaimed Property Act
- Provide services to reunite owners, heirs or legal representatives with their unclaimed property
- Determine entitlement by analyzing statutes, court orders, legal cases, and reviewing evidence
- Promote unclaimed property reporting
- Account for and post liability accruals such as; mergers, splits, dividends, security proceeds and interest

### Major Component Accomplishments in 2017

- Implemented electronic reporting vehicle for unclaimed property holders which provides secure electronic report/file transmittals. Encrypted and password protected reports can now be emailed to a new designated report and holder email address, improving productivity. Continued to educate and encourage the use of electronic reporting tools.
- Transferred \$20.0 million into the state general fund for FY2017 collections in excess of refunds. Since the inception of the program in 1986, a total of \$136 million has been transferred to the state general fund from the Unclaimed Property Trust account.
- During the past five years approximately \$30.4 million dollars has been returned to current or former Alaska owners and businesses.
- During the past five years \$48.0 million has been transferred to the general fund.

### Key Component Challenges

- Continue to align unclaimed property practices with banking and business transactions utilizing electronic deposits, payments, and debit cards for credit balances, payroll, and social services programs. Re-evaluate last known contact other than a mailing address.
- Increase productivity and continue to move towards paperless environment, via secure online reporting, and remit payment portal.
- Improve online claim verifications and process payments electronically.
- Address aging claims support systems.
- Uniform Unclaimed Property Act revisions may impact current State laws.
- New property types such as Health Savings and College Savings Plans create challenges in establishing procedures that will not diminish the property value under Federal Tax laws for early withdrawals and transfers.
- Identity theft and fraud contribute to the challenges of determining and validating entitlement to unclaimed property accounts.

### Significant Changes in Results to be Delivered in FY2019

No changes in results delivered.

### Statutory and Regulatory Authority

AS 34.45 Alaska's Uniform Unclaimed Property Act

Contact Information
<p><b>Contact:</b> Dan DeBartolo, Director, Administrative Services <b>Phone:</b> (907) 465-2312 <b>Fax:</b> (907) 465-1685 <b>E-mail:</b> daniel.debartolo@alaska.gov</p>



Unclaimed Property Personal Services Information				
Authorized Positions			Personal Services Costs	
	<u>FY2018</u> <u>Management</u> <u>Plan</u>	<u>FY2019</u> <u>Governor</u>		
Full-time	4	3	Annual Salaries	195,047
Part-time	0	0	Premium Pay	0
Nonpermanent	0	0	Annual Benefits	121,296
			<i>Less 0.00% Vacancy Factor</i>	(0)
			Lump Sum Premium Pay	0
<b>Totals</b>	<b>4</b>	<b>3</b>	<b>Total Personal Services</b>	<b>316,343</b>

Position Classification Summary					
Job Class Title	Anchorage	Fairbanks	Juneau	Others	Total
Accounting Tech II	0	0	1	0	1
Unclaimed Property Agent	0	0	1	0	1
Unclaimed Property Manager	0	0	1	0	1
<b>Totals</b>	<b>0</b>	<b>0</b>	<b>3</b>	<b>0</b>	<b>3</b>

**Component Detail All Funds**  
**Department of Revenue**

**Component:** Unclaimed Property (2938)  
**RDU:** Taxation and Treasury (510)

Non-Formula Component

	FY2017 Actuals	FY2018 Conference Committee	FY2018 Authorized	FY2018 Management Plan	FY2019 Governor	FY2018 Management Plan vs FY2019 Governor	
71000 Personal Services	351.5	420.4	420.4	420.4	316.3	-104.1	-24.8%
72000 Travel	0.0	7.6	7.6	7.6	7.6	0.0	0.0%
73000 Services	118.7	148.8	148.8	148.8	183.4	34.6	23.3%
74000 Commodities	10.6	7.7	7.7	7.7	7.7	0.0	0.0%
75000 Capital Outlay	0.0	0.0	0.0	0.0	0.0	0.0	0.0%
77000 Grants, Benefits	0.0	0.0	0.0	0.0	0.0	0.0	0.0%
78000 Miscellaneous	0.0	0.0	0.0	0.0	0.0	0.0	0.0%
<b>Totals</b>	<b>480.8</b>	<b>584.5</b>	<b>584.5</b>	<b>584.5</b>	<b>515.0</b>	<b>-69.5</b>	<b>-11.9%</b>
<b>Fund Sources:</b>							
1005GF/Prgm (DGF)	480.8	584.5	584.5	584.5	515.0	-69.5	-11.9%
<b>Unrestricted General (UGF)</b>	<b>0.0</b>	<b>0.0</b>	<b>0.0</b>	<b>0.0</b>	<b>0.0</b>	<b>0.0</b>	<b>0.0%</b>
<b>Designated General (DGF)</b>	<b>480.8</b>	<b>584.5</b>	<b>584.5</b>	<b>584.5</b>	<b>515.0</b>	<b>-69.5</b>	<b>-11.9%</b>
<b>Other Funds</b>	<b>0.0</b>	<b>0.0</b>	<b>0.0</b>	<b>0.0</b>	<b>0.0</b>	<b>0.0</b>	<b>0.0%</b>
<b>Federal Funds</b>	<b>0.0</b>	<b>0.0</b>	<b>0.0</b>	<b>0.0</b>	<b>0.0</b>	<b>0.0</b>	<b>0.0%</b>
<b>Positions:</b>							
Permanent Full Time	4	4	4	4	3	-1	-25.0%
Permanent Part Time	0	0	0	0	0	0	0.0%
Non Permanent	0	0	0	0	0	0	0.0%

**Change Record Detail - Multiple Scenarios with Descriptions**  
**Department of Revenue**

**Component:** Unclaimed Property (2938)  
**RDU:** Taxation and Treasury (510)

Scenario/Change Record Title	Trans Type	Totals	Personal Services	Travel	Services	Commodities	Capital Outlay	Grants, Benefits	Miscellaneous	Positions		NP
										PFT	PPT	
***** Changes From FY2018 Conference Committee To FY2018 Authorized *****												
<b>FY2018 Conference Committee</b>	ConfCom	584.5	420.4	7.6	148.8	7.7	0.0	0.0	0.0	4	0	0
1005 GF/Prgm		584.5										
<b>Subtotal</b>		<b>584.5</b>	<b>420.4</b>	<b>7.6</b>	<b>148.8</b>	<b>7.7</b>	<b>0.0</b>	<b>0.0</b>	<b>0.0</b>	<b>4</b>	<b>0</b>	<b>0</b>
***** Changes From FY2018 Management Plan To FY2019 Governor *****												
<b>FY2019 Salary and Health Insurance Increases</b>	SalAdj	1.5	1.5	0.0	0.0	0.0	0.0	0.0	0.0	0	0	0
1005 GF/Prgm		1.5										
Salary and Health Insurance Increases: \$1.5												
Calculate FY2019 increase to GGU Health Insurance from \$1389 to \$1432 per member per month.												
<b>Delete Accounting Technician I (04-8049)</b>	Dec	-71.0	-71.0	0.0	0.0	0.0	0.0	0.0	0.0	-1	0	0
1005 GF/Prgm		-71.0										
This reduction in personal services authorization will result in the deletion of 1 position. The Unclaimed Property Program (UCP) manages unclaimed property and reunites it with its owners. The department will work with UCP to mitigate any potential negative effects on services provided.												
Position subject to delete: Full-time Accounting Technician I (04-8049), range 12, located in Juneau												
<b>Align Authority to Reallocate for Spending Plan</b>	LIT	0.0	-34.6	0.0	34.6	0.0	0.0	0.0	0.0	0	0	0
The Unclaimed Property Division is transferring personal services authorization to services in order to bring personal services within vacancy factor guidelines.												
<b>Totals</b>		<b>515.0</b>	<b>316.3</b>	<b>7.6</b>	<b>183.4</b>	<b>7.7</b>	<b>0.0</b>	<b>0.0</b>	<b>0.0</b>	<b>3</b>	<b>0</b>	<b>0</b>

**Personal Services Expenditure Detail**  
**Department of Revenue**

**Scenario:** FY2019 Governor (14641)  
**Component:** Unclaimed Property (2938)  
**RDU:** Taxation and Treasury (510)

PCN	Job Class Title	Time Status	Retire Code	Barg Unit	Location	Salary Sched	Range / Step	Comp Months	Split / Count	Annual Salaries	COLA	Premium Pay	Annual Benefits	Total Costs	UGF Amount
04-3053	Accounting Tech II	FT	A	GP	Juneau	205	14A / B	12.0		45,569	0	0	33,163	78,732	0
04-3202	Unclaimed Property Agent	FT	A	GP	Juneau	205	15B / C	12.0		51,581	0	0	35,254	86,835	0
04-3232	Unclaimed Property Manager	FT	A	SS	Juneau	99	18P / Q	12.0		97,897	0	0	52,879	150,776	0
04-8049	Accounting Tech I	FT	A	GP	Juneau	205	12A	12.0		0	0	0	0	0	0
<b>Total</b>													<b>Total Salary Costs:</b>	195,047	
<b>Positions</b>													<b>Total COLA:</b>	0	
<b>Full Time Positions:</b>													<b>Total Premium Pay:</b>	0	
<b>Part Time Positions:</b>													<b>Total Benefits:</b>	121,296	
<b>Non Permanent Positions:</b>															
<b>Positions in Component:</b>													<b>Total Pre-Vacancy:</b>	316,343	
													<b>Minus Vacancy Adjustment of 0.00%:</b>	(0)	
													<b>Total Post-Vacancy:</b>	316,343	
													<b>Plus Lump Sum Premium Pay:</b>	0	
													<b>Personal Services Line 100:</b>	316,343	

PCN Funding Sources:	Pre-Vacancy	Post-Vacancy	Percent
1005 General Fund/Program Receipts	316,343	316,343	100.00%
<b>Total PCN Funding:</b>	<b>316,343</b>	<b>316,343</b>	<b>100.00%</b>

Note: If a position is split, an asterisk (\*) will appear in the Split/Count column. If the split position is also counted in the component, two asterisks (\*\*) will appear in this column. [No valid job title] appearing in the Job Class Title indicates that the PCN has an invalid class code or invalid range for the class code effective date of this scenario.

**Line Item Detail (1676)**  
**Department of Revenue**  
**Travel**

**Component:** Unclaimed Property (2938)

<b>Line Number</b>	<b>Line Name</b>		<b>FY2017 Actuals</b>	<b>FY2018 Management Plan</b>	<b>FY2019 Governor</b>
2000	Travel		0.0	7.6	7.6
<b>Object Class</b>	<b>Servicing Agency</b>	<b>Explanation</b>	<b>FY2017 Actuals</b>	<b>FY2018 Management Plan</b>	<b>FY2019 Governor</b>
<b>2000 Travel Detail Totals</b>			<b>0.0</b>	<b>7.6</b>	<b>7.6</b>
2000	In-State Employee Travel	Employee instate travel - airfare, lodging, surface transportation, reimbursable travel costs, and meal & incidentals	0.0	7.6	7.6

**Line Item Detail (1676)**  
**Department of Revenue**  
**Services**

**Component:** Unclaimed Property (2938)

<b>Line Number</b>	<b>Line Name</b>		<b>FY2017 Actuals</b>	<b>FY2018 Management Plan</b>	<b>FY2019 Governor</b>	
3000	Services		118.7	148.8	183.4	
<b>Object Class</b>	<b>Servicing Agency</b>	<b>Explanation</b>	<b>FY2017 Actuals</b>	<b>FY2018 Management Plan</b>	<b>FY2019 Governor</b>	
<b>3000 Services Detail Totals</b>			<b>118.7</b>	<b>148.8</b>	<b>183.4</b>	
3000	Education Services	Training, conferences, memberships, and employee tuition	4.5	2.3	4.5	
3003	Information Technology	IT training, consulting, software licensing, software maintenance, and IT equipment leases	25.3	25.1	58.8	
3004	Telecommunications	Local, long distance, cellular and telecommunications equipment charges; data/network; and television	0.1	0.1	0.1	
3008	Utilities	Disposal of records and confidential material	0.8	0.7	0.8	
3009	Structure/Infrastructure/Land	Repairs/maintenance of structures or infrastructure	0.9	0.9	0.9	
3010	Equipment/Machinery	Repairs, maintenance, rentals and/or leases of office furniture and equipment	2.9	2.3	2.9	
3011	Other Services	Professional management and consulting services; printing and copying services; and State Travel Office fees	1.2	0.8	1.2	
3017	Inter-Agency Information Technology Non-Telecommunications	Admin - Department-wide	ETS chargeback for computer services (including EPR and MICS charges for mainframe usage)	1.9	2.7	2.7
3018	Inter-Agency Information Technology Telecommunications	Admin - Department-wide	ETS chargeback for telecommunications EPR, phone lines and service requests	6.5	6.1	6.5

**Line Item Detail (1676)**  
**Department of Revenue**  
**Services**

**Component:** Unclaimed Property (2938)

Object Class		Servicing Agency	Explanation	FY2017 Actuals	FY2018 Management Plan	FY2019 Governor
<b>3000 Services Detail Totals</b>				<b>118.7</b>	<b>148.8</b>	<b>183.4</b>
3021	Inter-Agency Mail	Admin - Department-wide	Central mailroom services including pickup and delivery of U.S. mail, postage, mailing of state warrants	6.7	6.4	6.7
3022	Inter-Agency Human Resources	Admin - Department-wide	Human resource and payroll services provided by the Division of Personnel	2.5	2.5	2.5
3023	Inter-Agency Building Leases	Admin - Department-wide	Cost of space in state-owned facilities	21.4	25.2	25.2
3026	Inter-Agency Insurance	Admin - Department-wide	Risk Management	0.1	0.1	0.1
3027	Inter-Agency Financial	Admin - Department-wide	Division of Finance IRIS and AKPAY	6.5	3.4	6.5
3036	Inter-Agency Safety	Admin - Department-wide	Parking enforcement at State Office Building located in Juneau	0.2	0.3	0.3
3038	Inter-Agency Management/Consulting	Rev - Administrative Services (125)	Support services provided by the Administrative Services Division, including IT, fiscal, budget, contract management, procurement, and legislative support	29.7	65.3	56.2
3038	Inter-Agency Management/Consulting	Rev - Commissioner's Office (123)	Support services provided by the Office of the Commissioner	7.5	4.6	7.5

**Line Item Detail (1676)**  
**Department of Revenue**  
**Commodities**

**Component:** Unclaimed Property (2938)

<b>Line Number</b>	<b>Line Name</b>		<b>FY2017 Actuals</b>	<b>FY2018 Management Plan</b>	<b>FY2019 Governor</b>
4000	Commodities		10.6	7.7	7.7
<b>Object Class</b>	<b>Servicing Agency</b>	<b>Explanation</b>	<b>FY2017 Actuals</b>	<b>FY2018 Management Plan</b>	<b>FY2019 Governor</b>
		<b>4000 Commodities Detail Totals</b>	<b>10.6</b>	<b>7.7</b>	<b>7.7</b>
4000	Business	Business supplies including book and educational equipment and furniture; office supplies; desktop computers, printers and IT equipment less than \$5,000 per item; and subscriptions including electronic access to information	10.6	7.7	7.7



**Revenue Detail (1681)**  
**Department of Revenue**

**Component:** Unclaimed Property (2938)

Revenue Type (OMB Fund Code) Revenue Source	Component	Comment	FY2017 Actuals	FY2018 Management Plan	FY2019 Governor
<b>5005 GF/Prgm (1005 GF/Prgm)</b>			<b>480.8</b>	<b>584.5</b>	<b>515.0</b>
5120 Program Receipts - Other Revenue		Program receipts are received from the Unclaimed Property Trust to support the operation of the Unclaimed Property Program. All funds received as unclaimed property are deposited into the Unclaimed Property Trust account in the general fund. Amounts received from property holders exceed refunds to owners because not all unclaimed property owners are located. A minimum balance is maintained in the trust account and excess funds are periodically transferred to the general fund. This program was transferred to its own component in FY2010	480.8	584.5	515.0

**Inter-Agency Services (1682)**  
**Department of Revenue**

**Component:** Unclaimed Property (2938)

				FY2017 Actuals	FY2018 Management Plan	FY2019 Governor
<b>Component Totals</b>				<b>83.0</b>	<b>116.6</b>	<b>114.2</b>
With Department of Administration				45.8	46.7	50.5
With Department of Revenue				37.2	69.9	63.7
<b>Object Class</b>	<b>Servicing Agency</b>	<b>Explanation</b>		FY2017 Actuals	FY2018 Management Plan	FY2019 Governor
3017	Inter-Agency Information Technology Non-Telecommunications	Admin - Department-wide	ETS chargeback for computer services (including EPR and MICS charges for mainframe usage)	1.9	2.7	2.7
3018	Inter-Agency Information Technology Telecommunications	Admin - Department-wide	ETS chargeback for telecommunications EPR, phone lines and service requests	6.5	6.1	6.5
3021	Inter-Agency Mail	Admin - Department-wide	Central mailroom services including pickup and delivery of U.S. mail, postage, mailing of state warrants	6.7	6.4	6.7
3022	Inter-Agency Human Resources	Admin - Department-wide	Human resource and payroll services provided by the Division of Personnel	2.5	2.5	2.5
3023	Inter-Agency Building Leases	Admin - Department-wide	Cost of space in state-owned facilities	21.4	25.2	25.2
3026	Inter-Agency Insurance	Admin - Department-wide	Risk Management	0.1	0.1	0.1
3027	Inter-Agency Financial	Admin - Department-wide	Division of Finance IRIS and AKPAY	6.5	3.4	6.5
3036	Inter-Agency Safety	Admin - Department-wide	Parking enforcement at State Office Building located in Juneau	0.2	0.3	0.3
3038	Inter-Agency Management/Consulting	Rev - Administrative Services (125)	Support services provided by the Administrative Services Division, including IT, fiscal, budget, contract management, procurement, and legislative support	29.7	65.3	56.2
3038	Inter-Agency Management/Consulting	Rev - Commissioner's Office (123)	Support services provided by the Office of the Commissioner	7.5	4.6	7.5

**Component: Alaska Retirement Management Board**

**Contribution to Department's Mission**

The mission of the Alaska Retirement Management Board is to manage the state's retirement and benefit plan funds.

**Results**

(Additional performance information is available on the web at <https://omb.alaska.gov/results>.)

Target: Exceed 1-year, 3-year and 5-year target returns.

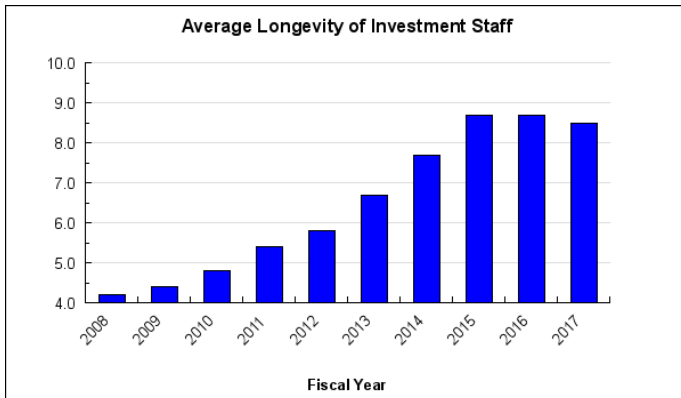
**Core Services**

- Manage the investment of ARMB funds.

**Measures by Core Service**

(Additional performance information is available on the web at <https://omb.alaska.gov/results>.)

**1. Manage the investment of ARMB funds.**



**Major Component Accomplishments in 2017**

- The Public Employee Retirement System (PERS) and Teacher Retirement System (TRS) defined benefit retirement plans earned annual returns above their benchmark returns in 2017. The 3 year and 5 year returns also exceeded their benchmarks.
- Staff created new equity mandates that are being managed in-house, reducing fees paid to external investment managers.

- The Alaska Retirement Management Board continues to improve investment options for defined contribution retirement plan participants.
- Continued to improve asset allocation of defined benefit plans.

### Key Component Challenges

- Managing investment risk during times of market volatility.
- Achieving actuarial rate of return or greater over long periods of time.
- Evaluating asset allocation and new investment opportunities for both defined benefit and defined contribution plans.
- Managing investment liquidity challenges arising out of a closed defined benefit plan.

### Significant Changes in Results to be Delivered in FY2019

No changes in results delivered.

### Statutory and Regulatory Authority

AS 37.10.210-390 Alaska Retirement Management Board

Contact Information
<p><b>Contact:</b> Dan DeBartolo, Director, Administrative Services <b>Phone:</b> (907) 465-2312 <b>Fax:</b> (907) 465-1685 <b>E-mail:</b> daniel.debartolo@alaska.gov</p>

**Component Detail All Funds**  
**Department of Revenue**

**Component:** Alaska Retirement Management Board (2813)  
**RDU:** Taxation and Treasury (510)

Non-Formula Component

	FY2017 Actuals	FY2018 Conference Committee	FY2018 Authorized	FY2018 Management Plan	FY2019 Governor	FY2018 Management Plan vs FY2019 Governor	
71000 Personal Services	46.1	86.2	86.2	86.2	86.2	0.0	0.0%
72000 Travel	145.7	143.7	143.7	143.7	143.7	0.0	0.0%
73000 Services	8,484.1	9,770.5	9,770.5	9,770.5	9,770.5	0.0	0.0%
74000 Commodities	120.5	32.5	32.5	32.5	32.5	0.0	0.0%
75000 Capital Outlay	0.0	0.0	0.0	0.0	0.0	0.0	0.0%
77000 Grants, Benefits	0.0	0.0	0.0	0.0	0.0	0.0	0.0%
78000 Miscellaneous	0.0	0.0	0.0	0.0	0.0	0.0	0.0%
<b>Totals</b>	<b>8,796.4</b>	<b>10,032.9</b>	<b>10,032.9</b>	<b>10,032.9</b>	<b>10,032.9</b>	<b>0.0</b>	<b>0.0%</b>
<b>Fund Sources:</b>							
1017Ben Sys (Other)	4,452.3	5,201.8	5,201.8	5,201.8	5,201.8	0.0	0.0%
1029P/E Retire (Other)	2,703.4	2,991.7	2,991.7	2,991.7	2,991.7	0.0	0.0%
1034Teach Ret (Other)	1,585.7	1,697.2	1,697.2	1,697.2	1,697.2	0.0	0.0%
1042Jud Retire (Other)	43.2	51.6	51.6	51.6	51.6	0.0	0.0%
1045Nat Guard (Other)	11.8	90.6	90.6	90.6	90.6	0.0	0.0%
<b>Unrestricted General (UGF)</b>	<b>0.0</b>	<b>0.0</b>	<b>0.0</b>	<b>0.0</b>	<b>0.0</b>	<b>0.0</b>	<b>0.0%</b>
<b>Designated General (DGF)</b>	<b>0.0</b>	<b>0.0</b>	<b>0.0</b>	<b>0.0</b>	<b>0.0</b>	<b>0.0</b>	<b>0.0%</b>
<b>Other Funds</b>	<b>8,796.4</b>	<b>10,032.9</b>	<b>10,032.9</b>	<b>10,032.9</b>	<b>10,032.9</b>	<b>0.0</b>	<b>0.0%</b>
<b>Federal Funds</b>	<b>0.0</b>	<b>0.0</b>	<b>0.0</b>	<b>0.0</b>	<b>0.0</b>	<b>0.0</b>	<b>0.0%</b>
<b>Positions:</b>							
Permanent Full Time	0	0	0	0	0	0	0.0%
Permanent Part Time	0	0	0	0	0	0	0.0%
Non Permanent	0	0	0	0	0	0	0.0%

**Change Record Detail - Multiple Scenarios with Descriptions**  
**Department of Revenue**

**Component:** Alaska Retirement Management Board (2813)  
**RDU:** Taxation and Treasury (510)

Scenario/Change Record Title	Trans Type	Totals	Personal Services	Travel	Services	Commodities	Capital Outlay	Grants, Benefits	Miscellaneous	Positions		NP
										PFT	PPT	
***** Changes From FY2018 Conference Committee To FY2018 Authorized *****												
<b>FY2018 Conference Committee</b>												
ConfCom		10,032.9	86.2	143.7	9,770.5	32.5	0.0	0.0	0.0	0	0	0
1017 Ben Sys		5,201.8										
1029 P/E Retire		2,991.7										
1034 Teach Ret		1,697.2										
1042 Jud Retire		51.6										
1045 Nat Guard		90.6										
<b>Subtotal</b>		<b>10,032.9</b>	<b>86.2</b>	<b>143.7</b>	<b>9,770.5</b>	<b>32.5</b>	<b>0.0</b>	<b>0.0</b>	<b>0.0</b>	<b>0</b>	<b>0</b>	<b>0</b>
***** Changes From FY2018 Management Plan To FY2019 Governor *****												
<b>Totals</b>		<b>10,032.9</b>	<b>86.2</b>	<b>143.7</b>	<b>9,770.5</b>	<b>32.5</b>	<b>0.0</b>	<b>0.0</b>	<b>0.0</b>	<b>0</b>	<b>0</b>	<b>0</b>

**Line Item Detail (1676)**  
**Department of Revenue**  
**Travel**

**Component:** Alaska Retirement Management Board (2813)

<b>Line Number</b>	<b>Line Name</b>		<b>FY2017 Actuals</b>	<b>FY2018 Management Plan</b>	<b>FY2019 Governor</b>
2000	Travel		145.7	143.7	143.7
<b>Object Class</b>	<b>Servicing Agency</b>	<b>Explanation</b>	<b>FY2017 Actuals</b>	<b>FY2018 Management Plan</b>	<b>FY2019 Governor</b>
<b>2000 Travel Detail Totals</b>			<b>145.7</b>	<b>143.7</b>	<b>143.7</b>
2000	In-State Employee Travel	Employee instate travel - airfare, lodging, surface transportation, reimbursable travel costs, and meal & incidentals	33.9	40.7	40.7
2001	In-State Non-Employee Travel	Non-Employee instate travel - airfare, lodging, surface transportation, reimbursable travel costs, and meal & incidentals	22.7	27.0	27.0
2002	Out of State Employee Travel	Employee out of state travel - airfare, lodging, surface transportation, reimbursable travel costs, and meal & incidentals	84.1	71.0	71.0
2003	Out of State Non-Employee Travel	Non-Employee out of state travel - airfare, lodging, surface transportation, reimbursable travel costs, and meal & incidentals	5.0	5.0	5.0

**Line Item Detail (1676)**  
**Department of Revenue**  
**Services**

**Component:** Alaska Retirement Management Board (2813)

Line Number	Line Name		FY2017 Actuals	FY2018 Management Plan	FY2019 Governor
3000	Services		8,484.1	9,770.5	9,770.5
Object Class	Servicing Agency	Explanation	FY2017 Actuals	FY2018 Management Plan	FY2019 Governor
<b>3000 Services Detail Totals</b>			<b>8,484.1</b>	<b>9,770.5</b>	<b>9,770.5</b>
3000	Education Services	Training, conferences, memberships, and employee tuition	23.0	26.0	28.0
3001	Financial Services	Accounting, auditing, management/consulting services	1,533.8	959.4	935.4
3002	Legal and Judicial Services	Transcription services	30.2	30.0	30.0
3003	Information Technology	IT training, consulting, software licensing, software maintenance, and IT equipment leases	1,256.1	1,261.0	1,266.0
3004	Telecommunications	Local, long distance, cellular and telecommunications equipment charges; data/network; and television	33.3	34.0	35.0
3006	Delivery Services	Delivery and courier services	5.7	6.0	6.0
3007	Advertising and Promotions	Advertising of legal notices for regulations and public hearings	4.1	4.0	4.5
3008	Utilities	Disposal of records and confidential material	0.1	0.2	0.2
3009	Structure/Infrastructure/Land	Repairs/maintenance of structures or infrastructure	27.6	12.0	13.0
3010	Equipment/Machinery	Repairs, maintenance, rentals and/or leases of office furniture and equipment	28.9	29.0	30.0
3011	Other Services	Professional management and consulting services; printing and copying services; and State Travel	0.8	1.0	1.0



**Line Item Detail (1676)**  
**Department of Revenue**  
**Services**

**Component:** Alaska Retirement Management Board (2813)

Object Class		Servicing Agency	Explanation	FY2017 Actuals	FY2018 Management Plan	FY2019 Governor
			<b>3000 Services Detail Totals</b>	<b>8,484.1</b>	<b>9,770.5</b>	<b>9,770.5</b>
			Office fees			
3017	Inter-Agency Information Technology Non-Telecommunications	Admin - Department-wide	ETS chargeback for computer services (including EPR and MICS charges for mainframe usage)	23.4	24.0	25.0
3018	Inter-Agency Information Technology Telecommunications	Admin - Department-wide	ETS chargeback for telecommunications EPR, phone lines and service requests	34.1	35.0	36.0
3020	Inter-Agency Building Maintenance	Admin - Department-wide	Building maintenance performed by Division of General Services	1.5	0.5	0.6
3021	Inter-Agency Mail	Admin - Department-wide	Central mailroom services including pickup and delivery of U.S. mail, postage, mailing of state warrants	1.7	2.0	2.0
3022	Inter-Agency Human Resources	Admin - Department-wide	Human resource and payroll services provided by the Division of Personnel	17.6	19.0	21.0
3023	Inter-Agency Building Leases	Admin - Department-wide	Cost of space in state-owned facilities	106.6	108.0	110.0
3024	Inter-Agency Legal	Law - Department-wide	Outside Legal Counsel Outside legal counsel	0.1	25.0	25.0
3024	Inter-Agency Legal	Law - Department-wide	Legal Services Legal services provided by the Department of Law	62.6	65.0	65.0
3026	Inter-Agency Insurance	Admin - Department-wide	Risk Management	0.6	0.7	0.8
3027	Inter-Agency Financial	Admin - Department-wide	Division of Finance IRIS and AKPAY	94.4	96.0	98.0
3028	Inter-Agency Americans with Disabilities Act Compliance	Admin - Department-wide	ADA compliance	0.0	0.1	0.1
3029	Inter-Agency Education/Training	Admin - Department-wide	Training provided by state agencies – Division of General Services and Division of Finance training for procurement and ALDER reporting	0.0	0.4	0.4
3031	Inter-Agency Construction	Admin - Department-wide	Construction work provided by Division of General Services	0.0	1.0	1.0

**Line Item Detail (1676)**  
**Department of Revenue**  
**Services**

**Component:** Alaska Retirement Management Board (2813)

Object Class		Servicing Agency	Explanation	FY2017 Actuals	FY2018 Management Plan	FY2019 Governor
<b>3000 Services Detail Totals</b>				<b>8,484.1</b>	<b>9,770.5</b>	<b>9,770.5</b>
3036	Inter-Agency Safety	Admin - Department-wide	Parking enforcement at State Office Building located in Juneau	1.5	1.6	1.7
3038	Inter-Agency Management/Consulting	Admin - Department-wide	Buck Actuarial Services Buck Actuarial Services	64.0	64.0	64.0
3038	Inter-Agency Management/Consulting	Rev - Administrative Services (125)	Support services provided by the Administrative Services Division, including IT, fiscal, budget, contract management, procurement, and legislative support	237.2	351.1	342.0
3038	Inter-Agency Management/Consulting	Rev - Commissioner's Office (123)	Support services provided by the Office of the Commissioner	40.7	41.0	42.0
3038	Inter-Agency Management/Consulting	Rev - Treasury Division (121)	Staffing provided by Treasury Division	4,779.8	6,481.8	6,485.5
3038	Inter-Agency Management/Consulting	Admin - Department-wide	KPMG Investment Audit & Consulting KPMG investment audit and consulting	74.7	91.7	101.3

**Line Item Detail (1676)**  
**Department of Revenue**  
**Commodities**

**Component:** Alaska Retirement Management Board (2813)

<b>Line Number</b>	<b>Line Name</b>		<b>FY2017 Actuals</b>	<b>FY2018 Management Plan</b>	<b>FY2019 Governor</b>
4000	Commodities		120.5	32.5	32.5
<b>Object Class</b>	<b>Servicing Agency</b>	<b>Explanation</b>	<b>FY2017 Actuals</b>	<b>FY2018 Management Plan</b>	<b>FY2019 Governor</b>
<b>4000 Commodities Detail Totals</b>			<b>120.5</b>	<b>32.5</b>	<b>32.5</b>
4000	Business	Business supplies including book and educational equipment and furniture; office supplies; desktop computers, printers and IT equipment less than \$5,000 per item; and subscriptions including electronic access to information	115.6	31.5	31.5
4002	Household/Institutional	Institutional supplies	4.9	1.0	1.0

**Inter-Agency Services (1682)**  
**Department of Revenue**

**Component:** Alaska Retirement Management Board (2813)

				FY2017 Actuals	FY2018 Management Plan	FY2019 Governor
<b>Component Totals</b>				<b>5,540.5</b>	<b>7,407.9</b>	<b>7,421.4</b>
With Department of Administration				420.1	444.0	461.9
With Department of Law				62.7	90.0	90.0
With Department of Revenue				5,057.7	6,873.9	6,869.5
<b>Object Class</b>	<b>Servicing Agency</b>	<b>Explanation</b>	<b>FY2017 Actuals</b>	<b>FY2018 Management Plan</b>	<b>FY2019 Governor</b>	
3017	Inter-Agency Information Technology Non-Telecommunications	Admin - Department-wide ETS chargeback for computer services (including EPR and MICS charges for mainframe usage)	23.4	24.0	25.0	
3018	Inter-Agency Information Technology Telecommunications	Admin - Department-wide ETS chargeback for telecommunications EPR, phone lines and service requests	34.1	35.0	36.0	
3020	Inter-Agency Building Maintenance	Admin - Department-wide Building maintenance performed by Division of General Services	1.5	0.5	0.6	
3021	Inter-Agency Mail	Admin - Department-wide Central mailroom services including pickup and delivery of U.S. mail, postage, mailing of state warrants	1.7	2.0	2.0	
3022	Inter-Agency Human Resources	Admin - Department-wide Human resource and payroll services provided by the Division of Personnel	17.6	19.0	21.0	
3023	Inter-Agency Building Leases	Admin - Department-wide Cost of space in state-owned facilities	106.6	108.0	110.0	
3024	Inter-Agency Legal	Law - Department-wide Outside Legal Counsel Outside legal counsel	0.1	25.0	25.0	
3024	Inter-Agency Legal	Law - Department-wide Legal Services Legal services provided by the Department of Law	62.6	65.0	65.0	
3026	Inter-Agency Insurance	Admin - Department-wide Risk Management	0.6	0.7	0.8	
3027	Inter-Agency Financial	Admin - Department-wide Division of Finance IRIS and AKPAY	94.4	96.0	98.0	
3028	Inter-Agency Americans with Disabilities Act Compliance	Admin - Department-wide ADA compliance	0.0	0.1	0.1	
3029	Inter-Agency Education/Training	Admin - Department-wide Training provided by state agencies	0.0	0.4	0.4	

**Inter-Agency Services (1682)**  
**Department of Revenue**

**Component:** Alaska Retirement Management Board (2813)

Object Class		Servicing Agency	Explanation	FY2017 Actuals	FY2018 Management Plan	FY2019 Governor
			– Division of General Services and Division of Finance training for procurement and ALDER reporting			
3031	Inter-Agency Construction	Admin - Department-wide	Construction work provided by Division of General Services	0.0	1.0	1.0
3036	Inter-Agency Safety	Admin - Department-wide	Parking enforcement at State Office Building located in Juneau	1.5	1.6	1.7
3038	Inter-Agency Management/Consulting	Admin - Department-wide	Buck Actuarial Services Buck Actuarial Services	64.0	64.0	64.0
3038	Inter-Agency Management/Consulting	Rev - Administrative Services (125)	Support services provided by the Administrative Services Division, including IT, fiscal, budget, contract management, procurement, and legislative support	237.2	351.1	342.0
3038	Inter-Agency Management/Consulting	Rev - Commissioner's Office (123)	Support services provided by the Office of the Commissioner	40.7	41.0	42.0
3038	Inter-Agency Management/Consulting	Rev - Treasury Division (121)	Staffing provided by Treasury Division	4,779.8	6,481.8	6,485.5
3038	Inter-Agency Management/Consulting	Admin - Department-wide	KPMG Investment Audit & Consulting KPMG investment audit and consulting	74.7	91.7	101.3

**Component: Alaska Retirement Management Board Custody and Management Fees**

**Contribution to Department's Mission**

Please see Alaska Retirement Management Board component.

**Core Services**

- Please see Alaska Retirement Management Board component

**Major Component Accomplishments in 2017**

Please see Alaska Retirement Management Board component.

**Key Component Challenges**

Please see Alaska Retirement Management Board component.

**Significant Changes in Results to be Delivered in FY2019**

Please see Alaska Retirement Management Board component.

**Statutory and Regulatory Authority**

AS 37.10.210-390 Alaska Retirement Management Board

**Contact Information**

**Contact:** Dan DeBartolo, Director, Administrative Services  
**Phone:** (907) 465-2312  
**Fax:** (907) 465-1685  
**E-mail:** daniel.debartolo@alaska.gov

**Component Detail All Funds**  
**Department of Revenue**

**Component:** Alaska Retirement Management Board Custody and Management Fees (2812)  
**RDU:** Taxation and Treasury (510)

Non-Formula Component

	FY2017 Actuals	FY2018 Conference Committee	FY2018 Authorized	FY2018 Management Plan	FY2019 Governor	FY2018 Management Plan vs FY2019 Governor	
71000 Personal Services	0.0	0.0	0.0	0.0	0.0	0.0	0.0%
72000 Travel	0.0	0.0	0.0	0.0	0.0	0.0	0.0%
73000 Services	6,122.8	50,000.0	50,000.0	50,000.0	50,000.0	0.0	0.0%
74000 Commodities	0.0	0.0	0.0	0.0	0.0	0.0	0.0%
75000 Capital Outlay	0.0	0.0	0.0	0.0	0.0	0.0	0.0%
77000 Grants, Benefits	0.0	0.0	0.0	0.0	0.0	0.0	0.0%
78000 Miscellaneous	0.0	0.0	0.0	0.0	0.0	0.0	0.0%
<b>Totals</b>	<b>6,122.8</b>	<b>50,000.0</b>	<b>50,000.0</b>	<b>50,000.0</b>	<b>50,000.0</b>	<b>0.0</b>	<b>0.0%</b>
<b>Fund Sources:</b>							
1017Ben Sys (Other)	2,547.4	21,545.7	21,545.7	21,545.7	21,545.7	0.0	0.0%
1029P/E Retire (Other)	2,208.0	19,313.3	19,313.3	19,313.3	19,313.3	0.0	0.0%
1034Teach Ret (Other)	1,328.8	8,674.5	8,674.5	8,674.5	8,674.5	0.0	0.0%
1042Jud Retire (Other)	36.7	315.9	315.9	315.9	315.9	0.0	0.0%
1045Nat Guard (Other)	1.9	150.6	150.6	150.6	150.6	0.0	0.0%
<b>Unrestricted General (UGF)</b>	<b>0.0</b>	<b>0.0</b>	<b>0.0</b>	<b>0.0</b>	<b>0.0</b>	<b>0.0</b>	<b>0.0%</b>
<b>Designated General (DGF)</b>	<b>0.0</b>	<b>0.0</b>	<b>0.0</b>	<b>0.0</b>	<b>0.0</b>	<b>0.0</b>	<b>0.0%</b>
<b>Other Funds</b>	<b>6,122.8</b>	<b>50,000.0</b>	<b>50,000.0</b>	<b>50,000.0</b>	<b>50,000.0</b>	<b>0.0</b>	<b>0.0%</b>
<b>Federal Funds</b>	<b>0.0</b>	<b>0.0</b>	<b>0.0</b>	<b>0.0</b>	<b>0.0</b>	<b>0.0</b>	<b>0.0%</b>
<b>Positions:</b>							
Permanent Full Time	0	0	0	0	0	0	0.0%
Permanent Part Time	0	0	0	0	0	0	0.0%
Non Permanent	0	0	0	0	0	0	0.0%

**Change Record Detail - Multiple Scenarios with Descriptions**  
**Department of Revenue**

**Component:** Alaska Retirement Management Board Custody and Management Fees (2812)  
**RDU:** Taxation and Treasury (510)

Scenario/Change Record Title	Trans Type	Totals	Personal Services	Travel	Services	Commodities	Capital Outlay	Grants, Benefits	Miscellaneous	Positions		NP
										PFT	PPT	
***** Changes From FY2018 Conference Committee To FY2018 Authorized *****												
<b>FY2018 Conference Committee</b>												
ConfCom		50,000.0	0.0	0.0	50,000.0	0.0	0.0	0.0	0.0	0	0	0
1017 Ben Sys		21,545.7										
1029 P/E Retire		19,313.3										
1034 Teach Ret		8,674.5										
1042 Jud Retire		315.9										
1045 Nat Guard		150.6										
<b>Subtotal</b>		<b>50,000.0</b>	<b>0.0</b>	<b>0.0</b>	<b>50,000.0</b>	<b>0.0</b>	<b>0.0</b>	<b>0.0</b>	<b>0.0</b>	<b>0</b>	<b>0</b>	<b>0</b>
***** Changes From FY2018 Management Plan To FY2019 Governor *****												
<b>Totals</b>		<b>50,000.0</b>	<b>0.0</b>	<b>0.0</b>	<b>50,000.0</b>	<b>0.0</b>	<b>0.0</b>	<b>0.0</b>	<b>0.0</b>	<b>0</b>	<b>0</b>	<b>0</b>



**Line Item Detail (1676)**  
**Department of Revenue**  
**Services**

**Component:** Alaska Retirement Management Board Custody and Management Fees (2812)

<b>Line Number</b>	<b>Line Name</b>		<b>FY2017 Actuals</b>	<b>FY2018 Management Plan</b>	<b>FY2019 Governor</b>
3000	Services		6,122.8	50,000.0	50,000.0
<b>Object Class</b>	<b>Servicing Agency</b>	<b>Explanation</b>	<b>FY2017 Actuals</b>	<b>FY2018 Management Plan</b>	<b>FY2019 Governor</b>
		<b>3000 Services Detail Totals</b>	<b>6,122.8</b>	<b>50,000.0</b>	<b>50,000.0</b>
3001	Financial Services	Custodian and manager fees Custodian and manager fees	6,122.8	50,000.0	50,000.0

**Component: Permanent Fund Dividend Division**

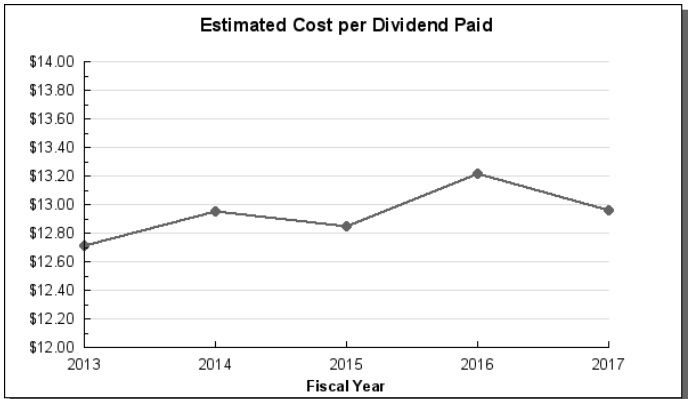
**Contribution to Department's Mission**

The mission of the Permanent Fund Dividend Division is timely payment of dividends to eligible Alaskans.

**Results**

(Additional performance information is available on the web at <https://omb.alaska.gov/results>.)

Target: 85% of current dividend year eligibility cases are reviewed by September 15.



Target: 100% of informal appeals decisions are rendered within 180 days of receipt.

**Core Services**

- Gather and analyze workforce statistics to improve the allocation of resources between public response and eligibility case work
- Increase use of online application and support services to improve customer response time and reduce manual processes
- Reduce mailed requests for information by increasing in-person contact
- Increase effectiveness of eligibility staff

**Measures by Core Service**

(Additional performance information is available on the web at <https://omb.alaska.gov/results>.)

**1. Gather and analyze workforce statistics to improve the allocation of resources between public response and eligibility case work**

Target: Reduce the number of un-reviewed

cases as of September 15th compared to previous year.

**2. Increase use of online application and support services to improve customer response time and reduce manual processes**

Target: Increase percentage of applications filed online, number of electronically signed applications using “myAlaska” and number of users of “My PFD Info” as compared to previous year.

**3. Reduce mailed requests for information by increasing in-person contact**

Target: Reduce mailed requests for information.

**4. Increase effectiveness of eligibility staff**

Target: Reduce the percentage of appeals that result in overturn of the denial.

## Major Component Accomplishments in 2017

- In 2017, 89.9% of applications requiring manual review were completed (determined eligible, denied, invalidated, or withdrawn) by September 15<sup>th</sup>, exceeding the performance goal of 85%.
- Overall, the Division completed eligibility determinations on over 94% of the 670,390 applications received prior to the first payment distribution of dividends on October 5<sup>th</sup>.
- PFD Division not only began, but made substantial advancement on building new online dividend applications. The modern application frame work will increase the division's ability to make significant, and more frequent changes throughout the filing season, if necessary. Updating the application will also create a more inclusive filing process that is displayed in a modern layout, improving the user's overall experience. The goal for implementing all four new online application types; Adult, Child, On Behalf of Another Adult, and Health and Social Services, is set for the 2019 filing season.

## Key Component Challenges

- The allocation of Data Processing (DP) resources between day-to-day operations and future project improvements has been a challenge. Although we've made strides to continue gathering requirements for the rewrite of the Division's database, progress has been slower than anticipated or desired. Ultimately, the division's primary mission is to pay dividends timely. Therefore, as tasks arise that are directly related to meeting our mission, projects are reprioritized, typically leaving minimal time for the database project. With that being said, over the last year the DP vacancy rate has decreased significantly, and newer staff members have gained knowledge of the program. We are optimistic that progress will accelerate going forward.

## Significant Changes in Results to be Delivered in FY2019

No changes in results delivered.

## Statutory and Regulatory Authority

AS 43.23     Permanent Fund Dividends  
15 AAC 23    Alaska Permanent Fund Dividends

Contact Information
<p><b>Contact:</b> Dan DeBartolo, Director, Administrative Services <b>Phone:</b> (907) 465-2312 <b>Fax:</b> (907) 465-1685 <b>E-mail:</b> daniel.debartolo@alaska.gov</p>

Permanent Fund Dividend Division Personal Services Information				
Authorized Positions			Personal Services Costs	
	FY2018 Management Plan	FY2019 Governor		
Full-time	69	69	Annual Salaries	4,016,934
Part-time	8	8	Premium Pay	0
Nonpermanent	0	0	Annual Benefits	2,655,491
			<i>Less 7.00% Vacancy Factor</i>	(466,848)
			Lump Sum Premium Pay	1,728
<b>Totals</b>	<b>77</b>	<b>77</b>	<b>Total Personal Services</b>	<b>6,207,305</b>

Position Classification Summary					
Job Class Title	Anchorage	Fairbanks	Juneau	Others	Total
Accountant III	0	0	1	0	1
Accounting Tech I	0	0	1	0	1
Accounting Tech II	0	0	1	0	1
Administrative Officer I	0	0	1	0	1
Analyst/Programmer II	0	0	1	0	1
Analyst/Programmer III	0	0	1	0	1
Analyst/Programmer IV	3	0	1	0	4
Analyst/Programmer V	0	0	1	0	1
Data Processing Mgr I	0	0	1	0	1
Data Processing Mgr II	0	0	1	0	1
Division Director	0	0	1	0	1
Investigator III	2	0	0	0	2
Microfilm/Imaging Oper II	0	0	1	0	1
Office Assistant I	0	0	8	0	8
Office Assistant II	0	0	3	0	3
Office Assistant III	0	0	2	0	2
PFD Manager	0	0	1	0	1
PFD Specialist I	1	1	6	0	8
PFD Specialist II	0	0	2	0	2
PFD Technician I	2	1	1	0	4
PFD Technician II	7	3	14	0	24
PFD Technician III	1	1	6	0	8
<b>Totals</b>	<b>16</b>	<b>6</b>	<b>55</b>	<b>0</b>	<b>77</b>

**Component Detail All Funds**  
**Department of Revenue**

**Component:** Permanent Fund Dividend Division (981)  
**RDU:** Taxation and Treasury (510)

Non-Formula Component

	FY2017 Actuals	FY2018 Conference Committee	FY2018 Authorized	FY2018 Management Plan	FY2019 Governor	FY2018 Management Plan vs FY2019 Governor	
71000 Personal Services	5,916.3	5,830.2	5,830.2	6,053.2	6,207.3	154.1	2.5%
72000 Travel	13.0	23.1	23.1	23.1	23.1	0.0	0.0%
73000 Services	2,890.3	2,689.3	2,689.3	2,466.3	2,340.3	-126.0	-5.1%
74000 Commodities	20.6	69.2	69.2	69.2	69.2	0.0	0.0%
75000 Capital Outlay	0.0	0.0	0.0	0.0	0.0	0.0	0.0%
77000 Grants, Benefits	0.0	0.0	0.0	0.0	0.0	0.0	0.0%
78000 Miscellaneous	0.0	0.0	0.0	0.0	0.0	0.0	0.0%
<b>Totals</b>	<b>8,840.2</b>	<b>8,611.8</b>	<b>8,611.8</b>	<b>8,611.8</b>	<b>8,639.9</b>	<b>28.1</b>	<b>0.3%</b>
<b>Fund Sources:</b>							
1005GF/Prgm (DGF)	343.2	373.0	373.0	373.0	373.3	0.3	0.1%
1007I/A Rcpts (Other)	20.0	20.0	20.0	20.0	20.0	0.0	0.0%
1050PFD Fund (Other)	8,477.0	8,218.8	8,218.8	8,218.8	8,246.6	27.8	0.3%
<b>Unrestricted General (UGF)</b>	<b>0.0</b>	<b>0.0</b>	<b>0.0</b>	<b>0.0</b>	<b>0.0</b>	<b>0.0</b>	<b>0.0%</b>
<b>Designated General (DGF)</b>	<b>343.2</b>	<b>373.0</b>	<b>373.0</b>	<b>373.0</b>	<b>373.3</b>	<b>0.3</b>	<b>0.1%</b>
<b>Other Funds</b>	<b>8,497.0</b>	<b>8,238.8</b>	<b>8,238.8</b>	<b>8,238.8</b>	<b>8,266.6</b>	<b>27.8</b>	<b>0.3%</b>
<b>Federal Funds</b>	<b>0.0</b>	<b>0.0</b>	<b>0.0</b>	<b>0.0</b>	<b>0.0</b>	<b>0.0</b>	<b>0.0%</b>
<b>Positions:</b>							
Permanent Full Time	72	67	67	69	69	0	0.0%
Permanent Part Time	8	8	8	8	8	0	0.0%
Non Permanent	0	0	0	0	0	0	0.0%

**Change Record Detail - Multiple Scenarios with Descriptions**  
**Department of Revenue**

**Component:** Permanent Fund Dividend Division (981)  
**RDU:** Taxation and Treasury (510)

Scenario/Change Record Title	Trans Type	Totals	Personal Services	Travel	Services	Commodities	Capital Outlay	Grants, Benefits	Miscellaneous	Positions		NP
										PFT	PPT	
***** Changes From FY2018 Conference Committee To FY2018 Authorized *****												
<b>FY2018 Conference Committee</b>												
ConfCom		8,611.8	5,830.2	23.1	2,689.3	69.2	0.0	0.0	0.0	67	8	0
1005 GF/Prgm		373.0										
1007 I/A Rcpts		20.0										
1050 PFD Fund		8,218.8										
<b>Subtotal</b>		<b>8,611.8</b>	<b>5,830.2</b>	<b>23.1</b>	<b>2,689.3</b>	<b>69.2</b>	<b>0.0</b>	<b>0.0</b>	<b>0.0</b>	<b>67</b>	<b>8</b>	<b>0</b>
***** Changes From FY2018 Authorized To FY2018 Management Plan *****												
<b>Transfer Investigator Positions Back to Revenue from Department of Public Safety</b>												
Atrin		0.0	0.0	0.0	0.0	0.0	0.0	0.0	0.0	2	0	0

Criminal Investigations Unit (CIU) Investigators will be transferred back into the Department of Revenue from the Department of Public Safety as they will not be commissioned as Peace Officers.

Budget authority was retained by the department to fund a reimbursable services agreement and will be transferred out of services and into personal services.

Nine CIU positions are being transferred back into the Department of Revenue:

PFD Division:

- Full-time Investigator III (04-6095), range 18, located in Juneau
- Full-time Investigator III (04-6101), range 18, located in Anchorage

Child Support Services Division:

- Full-time Investigator IV (04-7058), range 20, located in Anchorage
- Full-time Investigator III (04-7228), range 18, located in Anchorage

Tax Division:

- Full-time Investigator IV (08-2077), range 20, located in Anchorage
- Full-time Investigator III (08-2078), range 18, located in Anchorage
- Full-time Investigator III (04-3249), range 18, located in Anchorage
- Full-time Investigator III (04-3256), range 18, located in Anchorage

Criminal Investigations Unit located in the Commissioner's Office:

- Full-time Dept Investigations Manager (04-0022), range 22, located in Anchorage

**Align Authority for Criminal Investigations Unit Investigators**

LIT	0.0	223.0	0.0	-223.0	0.0	0.0	0.0	0.0	0.0	0	0	0
-----	-----	-------	-----	--------	-----	-----	-----	-----	-----	---	---	---

Criminal Investigations Unit (CIU) Investigators will be transferred back into the Department of Revenue from the Department of Public Safety as they will not be commissioned as Peace Officers.

**Change Record Detail - Multiple Scenarios with Descriptions**  
**Department of Revenue**

**Component:** Permanent Fund Dividend Division (981)  
**RDU:** Taxation and Treasury (510)

Scenario/Change Record Title	Trans Type	Totals	Personal Services	Travel	Services	Commodities	Capital Outlay	Grants, Benefits	Miscellaneous	Positions		NP
										PFT	PPT	
Budget authority was retained by the department to fund a reimbursable services agreement and will be transferred out of services and into personal services.												
	<b>Subtotal</b>	<b>8,611.8</b>	<b>6,053.2</b>	<b>23.1</b>	<b>2,466.3</b>	<b>69.2</b>	<b>0.0</b>	<b>0.0</b>	<b>0.0</b>	<b>69</b>	<b>8</b>	<b>0</b>
***** <b>Changes From FY2018 Management Plan To FY2019 Governor</b> *****												
<b>FY2019 Salary and Health Insurance Increases</b>												
	SalAdj	28.1	28.1	0.0	0.0	0.0	0.0	0.0	0.0	0	0	0
	1005 GF/Prgm	0.3										
	1050 PFD Fund	27.8										
Salary and Health Insurance Increases: \$28.1												
Calculate FY2019 increase to GGU Health Insurance from \$1389 to \$1432 per member per month.												
<b>Align Authority to Reallocate for Spending Plan</b>												
	LIT	0.0	126.0	0.0	-126.0	0.0	0.0	0.0	0.0	0	0	0
The Permanent Fund Dividend Division is transferring authorization from services to personal services in order to bring personal services within vacancy factor guidelines.												
<b>Transfer Investigator Position from Tax Division</b>												
	Trin	0.0	0.0	0.0	0.0	0.0	0.0	0.0	0.0	1	0	0
The Tax Division and Permanent Fund Divided (PFD) Division are swapping positions based on duties and workload.												
PFD Division to Tax Division: Full-time Investigator III (04-6095), range 18, located in Juneau												
Tax Division to PFD Division: Full-time Investigator III (08-2078), range 18, located in Anchorage												
<b>Transfer Investigator Position to Tax Division</b>												
	Trout	0.0	0.0	0.0	0.0	0.0	0.0	0.0	0.0	-1	0	0
The Tax Division and Permanent Fund Divided (PFD) Division are swapping positions based on duties and workload.												
PFD Division to Tax Division: Full-time Investigator III (04-6095), range 18, located in Juneau												
Tax Division to PFD Division: Full-time Investigator III (08-2078), range 18, located in Anchorage												



**Change Record Detail - Multiple Scenarios with Descriptions**  
**Department of Revenue**

**Component:** Permanent Fund Dividend Division (981)  
**RDU:** Taxation and Treasury (510)

Scenario/Change Record Title	Trans Type	Totals	Personal Services	Travel	Services	Commodities	Capital Outlay	Grants, Benefits	Miscellaneous	Positions		
										PFT	PPT	NP
	Totals	8,639.9	6,207.3	23.1	2,340.3	69.2	0.0	0.0	0.0	69	8	0

**Personal Services Expenditure Detail**  
**Department of Revenue**

**Scenario:** FY2019 Governor (14641)  
**Component:** Permanent Fund Dividend Division (981)  
**RDU:** Taxation and Treasury (510)

PCN	Job Class Title	Time Status	Retire Code	Barg Unit	Location	Salary Sched	Range / Step	Comp Months	Split / Count	Annual Salaries	COLA	Premium Pay	Annual Benefits	Total Costs	UGF Amount
04-6001	Division Director	FT	A	XE	Juneau	N05	27D / E	12.0		123,914	0	0	61,784	185,698	0
04-6002	Office Assistant II	FT	A	GP	Juneau	205	10G	12.0		42,636	0	0	32,143	74,779	0
04-6003	Administrative Officer I	FT	A	GP	Juneau	205	17A / B	12.0		58,056	0	0	37,506	95,562	0
04-6004	Analyst/Programmer V	FT	A	GP	Juneau	205	22D / E	12.0		88,807	0	0	48,201	137,008	0
04-6005	PFD Specialist II	FT	A	SS	Juneau	205	18D / E	12.0		70,764	0	0	43,442	114,206	0
04-6006	PFD Manager	FT	A	SS	Juneau	205	22D / E	12.0		93,175	0	0	51,237	144,412	0
04-6007	PFD Technician II	FT	A	GP	Juneau	205	12C / D	12.0		42,854	0	0	32,219	75,073	0
04-6008	Accounting Tech I	FT	A	GP	Juneau	205	12K	12.0		52,344	0	0	35,520	87,864	0
04-6009	PFD Specialist I	FT	A	SS	Juneau	605	16A	12.0		54,036	0	0	37,624	91,660	0
04-6010	Analyst/Programmer III	FT	A	GP	Juneau	205	18A / B	12.0		62,251	0	0	38,965	101,216	0
04-6011	Data Processing Mgr I	FT	A	SS	Juneau	205	22J	12.0		107,508	0	0	56,222	163,730	0
04-6012	PFD Specialist I	FT	A	GP	Juneau	205	16G / J	12.0		66,049	0	0	40,286	106,335	0
04-6013	PFD Technician III	FT	A	GP	Juneau	205	14E / F	12.0		53,809	0	0	36,029	89,838	0
04-6014	PFD Specialist I	FT	A	GP	Juneau	205	16J / K	12.0		68,793	0	0	41,241	110,034	0
04-6015	PFD Technician II	FT	A	GP	Anchorage	200	12A	12.0		38,124	0	0	30,574	68,698	0
04-6016	Data Processing Mgr II	FT	A	SS	Juneau	99	23L	12.0		115,160	0	0	58,883	174,043	0
04-6017	PFD Technician III	FT	A	GP	Juneau	205	14G	12.0		55,956	0	0	36,776	92,732	0
04-6018	PFD Specialist I	FT	A	SS	Juneau	205	16E / F	12.0		64,417	0	0	41,235	105,652	0
04-6020	PFD Technician II	FT	A	GP	Juneau	205	12C / D	12.0		43,890	0	0	32,579	76,469	0
04-6021	PFD Technician I	FT	A	GP	Fairbanks	203	10A / B	12.0		35,622	0	0	29,704	65,326	0
04-6022	PFD Technician II	FT	A	GP	Juneau	205	12B / C	12.0		42,636	0	0	32,143	74,779	0
04-6028	Accounting Tech II	FT	A	GP	Juneau	205	14E / F	12.0		52,586	0	0	35,604	88,190	0
04-6029	Microfilm/Imaging Oper II	FT	A	GG	Juneau	99	12M	12.0		56,350	0	0	36,913	93,263	0
04-6032	PFD Technician III	FT	A	GP	Juneau	205	14E / F	12.0		53,564	0	0	35,944	89,508	0
04-6033	PFD Specialist II	FT	A	SS	Juneau	205	18J / K	12.0		77,532	0	0	45,796	123,328	0
04-6035	PFD Technician II	FT	A	GP	Juneau	205	12C / D	12.0		42,854	0	0	32,219	75,073	0
04-6036	PFD Technician II	FT	A	GP	Juneau	99	12Q	12.0		65,271	0	0	40,016	105,287	0
04-6037	PFD Technician II	FT	A	GP	Juneau	205	12G	12.0		48,636	0	0	34,230	82,866	0
04-6038	PFD Technician III	FT	A	GP	Juneau	205	14G	12.0		55,956	0	0	36,776	92,732	0
04-6039	PFD Technician II	FT	A	GP	Juneau	205	12D / E	12.0		44,659	0	0	32,847	77,506	0
04-6040	PFD Technician III	FT	A	GP	Juneau	205	14E / F	12.0		53,727	0	0	36,001	89,728	0
04-6041	Analyst/Programmer IV	FT	A	GP	Anchorage	200	20J / K	12.0		85,352	0	0	47,000	132,352	0
04-6042	PFD Specialist I	FT	A	SS	Fairbanks	203	16F	12.0		63,828	0	0	41,030	104,858	0
04-6043	PFD Technician II	FT	A	GP	Fairbanks	203	12C / D	12.0		42,581	0	0	32,124	74,705	0
04-6044	Office Assistant II	FT	A	GP	Juneau	205	10J / K	12.0		45,308	0	0	33,072	78,380	0
04-6045	PFD Technician II	FT	A	GP	Juneau	205	12A	12.0		40,032	0	0	31,237	71,269	0
04-6046	PFD Specialist I	FT	A	SS	Anchorage	200	16E / F	12.0		60,032	0	0	39,709	99,741	0
04-6047	PFD Technician I	FT	A	GP	Anchorage	200	10B / C	12.0		35,424	0	0	29,635	65,059	0

Note: If a position is split, an asterisk (\*) will appear in the Split/Count column. If the split position is also counted in the component, two asterisks (\*\*) will appear in this column. [No valid job title] appearing in the Job Class Title indicates that the PCN has an invalid class code or invalid range for the class code effective date of this scenario.

**Personal Services Expenditure Detail**  
**Department of Revenue**

**Scenario:** FY2019 Governor (14641)  
**Component:** Permanent Fund Dividend Division (981)  
**RDU:** Taxation and Treasury (510)

PCN	Job Class Title	Time Status	Retire Code	Barg Unit	Location	Salary Sched	Range / Step	Comp Months	Split / Count	Annual Salaries	COLA	Premium Pay	Annual Benefits	Total Costs	UGF Amount
04-6048	PFD Technician III	FT	A	GP	Fairbanks	203	14G	12.0		54,888	0	0	36,404	91,292	0
04-6049	PFD Technician II	FT	A	GP	Anchorage	200	12E / F	12.0		44,193	0	0	32,685	76,878	0
04-6050	PFD Technician II	FT	A	GP	Anchorage	200	12A	12.0		38,124	0	0	30,574	68,698	0
04-6051	PFD Technician III	FT	A	GP	Anchorage	200	14E / F	12.0		49,931	0	0	34,680	84,611	0
04-6053	PFD Technician II	FT	A	GP	Juneau	205	12B / C	12.0		42,176	0	0	31,983	74,159	0
04-6055	PFD Technician II	FT	A	GP	Juneau	205	12B / C	12.0		41,774	0	0	31,843	73,617	0
04-6056	PFD Technician I	FT	A	GP	Anchorage	200	10B / C	12.0		35,081	0	0	29,515	64,596	0
04-6057	PFD Technician II	FT	A	GP	Fairbanks	203	12K	12.0		51,348	0	0	35,173	86,521	0
04-6060	PFD Technician II	FT	A	GP	Anchorage	200	12C / D	12.0		40,920	0	0	31,546	72,466	0
04-6061	PFD Technician II	FT	A	GP	Juneau	205	12A	12.0		40,032	0	0	31,237	71,269	0
04-6065	PFD Technician II	FT	A	GP	Anchorage	200	12G	12.0		46,320	0	0	33,424	79,744	0
04-6066	PFD Technician II	FT	A	GP	Anchorage	200	12B / C	11.5		38,366	0	0	29,937	68,303	0
04-6068	PFD Technician II	FT	A	GP	Fairbanks	203	12F	12.0		46,152	0	0	33,366	79,518	0
04-6069	PFD Technician II	FT	A	GP	Juneau	99	12L / M	12.0		54,379	0	0	36,227	90,606	0
04-6070	PFD Technician I	FT	A	GP	Juneau	205	10A	12.0		35,520	0	0	29,668	65,188	0
04-6071	PFD Technician II	FT	A	GP	Juneau	205	12B	12.0		41,256	0	0	31,663	72,919	0
04-6072	PFD Technician II	FT	A	GP	Anchorage	200	12B	12.0		39,288	0	0	30,979	70,267	0
04-6073	PFD Technician II	FT	A	GP	Juneau	205	12B / C	12.0		42,061	0	0	31,943	74,004	0
04-6075	Analyst/Programmer IV	FT	A	GP	Juneau	205	20D / E	12.0		77,956	0	0	44,427	122,383	0
04-6076	PFD Technician III	FT	A	GP	Juneau	205	14G / J	12.0		56,054	0	0	36,810	92,864	0
04-6077	Office Assistant III	FT	A	GP	Juneau	205	11C / D	12.0		40,134	0	0	31,273	71,407	0
04-6080	Office Assistant I	PT	A	GP	Juneau	205	8E / F	5.0		15,064	0	0	5,239	20,303	0
04-6081	Office Assistant I	PT	A	GP	Juneau	205	8A	4.0		10,508	0	0	9,426	19,934	0
04-6082	Office Assistant I	PT	A	GP	Juneau	205	8A / B	4.1		11,048	0	0	9,758	20,806	0
04-6083	Office Assistant I	PT	A	GP	Juneau	205	8A / B	4.0		10,585	0	0	9,453	20,038	0
04-6084	Accountant III	FT	A	SS	Juneau	205	18D / E	12.0		70,495	0	0	43,348	113,843	0
04-6085	Office Assistant I	PT	A	GP	Juneau	205	8A	4.0		10,508	0	0	9,426	19,934	0
04-6088	PFD Specialist I	FT	A	SS	Juneau	99	16L	12.0		71,972	0	0	43,862	115,834	0
04-6089	Office Assistant I	PT	A	GP	Juneau	205	8A	5.0		13,135	0	0	11,783	24,918	0
04-6090	Analyst/Programmer IV	FT	A	GP	Anchorage	200	20C / D	12.0		70,319	0	0	41,771	112,090	0
04-6091	Office Assistant II	FT	A	GP	Juneau	205	10E / F	12.0		41,052	0	0	31,592	72,644	0
04-6093	PFD Specialist I	FT	A	SS	Juneau	205	16F	12.0		65,064	0	0	41,460	106,524	0
04-6094	Office Assistant I	PT	A	GP	Juneau	205	8A / B	5.0		13,482	0	0	11,903	25,385	0
04-6096	Office Assistant I	PT	A	GP	Juneau	205	8C	5.0		13,945	0	0	12,064	26,009	0
04-6101	Investigator III	FT	A	GP	Anchorage	200	18K / L	12.0		76,182	0	0	43,810	119,992	0
04-6102	Office Assistant III	FT	A	GP	Juneau	205	11J / K	12.0		48,668	0	0	34,241	82,909	0
04-6104	Analyst/Programmer IV	FT	A	GP	Anchorage	200	20J	12.0		83,544	0	0	46,371	129,915	0
04-6105	Analyst/Programmer II	FT	A	GP	Juneau	205	16B / C	12.0		55,449	0	0	36,599	92,048	0

Note: If a position is split, an asterisk (\*) will appear in the Split/Count column. If the split position is also counted in the component, two asterisks (\*\*) will appear in this column. [No valid job title] appearing in the Job Class Title indicates that the PCN has an invalid class code or invalid range for the class code effective date of this scenario.

**Personal Services Expenditure Detail**  
**Department of Revenue**

**Scenario:** FY2019 Governor (14641)  
**Component:** Permanent Fund Dividend Division (981)  
**RDU:** Taxation and Treasury (510)

PCN	Job Class Title	Time Status	Retire Code	Barg Unit	Location	Salary Sched	Range / Step	Comp Months	Split / Count	Annual Salaries	COLA	Premium Pay	Annual Benefits	Total Costs	UGF Amount
08-2078	Investigator III	FT	A	GP	Anchorage	200	18K	12.0		75,468	0	0	43,562	119,030	0
													<b>Total Salary Costs:</b>	4,016,934	
													<b>Total COLA:</b>	0	
													<b>Total Premium Pay:</b>	0	
													<b>Total Benefits:</b>	2,655,491	
													<b>Total Pre-Vacancy:</b>	6,672,425	
													<b>Minus Vacancy Adjustment of 7.00%:</b>	(466,848)	
													<b>Total Post-Vacancy:</b>	6,205,577	
													<b>Plus Lump Sum Premium Pay:</b>	1,728	
													<b>Personal Services Line 100:</b>	6,207,305	
<b>Total Component Months:</b>		863.6													

<b>PCN Funding Sources:</b>	<b>Pre-Vacancy</b>	<b>Post-Vacancy</b>	<b>Percent</b>
1005 General Fund/Program Receipts	86,548	80,493	1.30%
1050 Permanent Fund Dividend Fund	6,585,877	6,125,084	98.70%
<b>Total PCN Funding:</b>	<b>6,672,425</b>	<b>6,205,577</b>	<b>100.00%</b>

<b>Lump Sum Funding Sources:</b>	<b>Amount</b>	<b>Percent</b>
1050 Permanent Fund Dividend Fund	1,728	100.00%
<b>Total Lump Sum Funding:</b>	<b>1,728</b>	<b>100.00%</b>

Note: If a position is split, an asterisk (\*) will appear in the Split/Count column. If the split position is also counted in the component, two asterisks (\*\*) will appear in this column. [No valid job title] appearing in the Job Class Title indicates that the PCN has an invalid class code or invalid range for the class code effective date of this scenario.

**Line Item Detail (1676)**  
**Department of Revenue**  
**Travel**

**Component:** Permanent Fund Dividend Division (981)

<b>Line Number</b>	<b>Line Name</b>		<b>FY2017 Actuals</b>	<b>FY2018 Management Plan</b>	<b>FY2019 Governor</b>
2000	Travel		13.0	23.1	23.1
<b>Object Class</b>	<b>Servicing Agency</b>	<b>Explanation</b>	<b>FY2017 Actuals</b>	<b>FY2018 Management Plan</b>	<b>FY2019 Governor</b>
<b>2000 Travel Detail Totals</b>			<b>13.0</b>	<b>23.1</b>	<b>23.1</b>
2000	In-State Employee Travel	Employee instate travel - airfare, lodging, surface transportation, reimbursable travel costs, and meal & incidentals	13.0	23.1	23.1

**Line Item Detail (1676)**  
**Department of Revenue**  
**Services**

**Component:** Permanent Fund Dividend Division (981)

<b>Line Number</b>	<b>Line Name</b>		<b>FY2017 Actuals</b>	<b>FY2018 Management Plan</b>	<b>FY2019 Governor</b>
3000	Services		2,890.3	2,466.3	2,340.3
<b>Object Class</b>	<b>Servicing Agency</b>	<b>Explanation</b>	<b>FY2017 Actuals</b>	<b>FY2018 Management Plan</b>	<b>FY2019 Governor</b>
<b>3000 Services Detail Totals</b>			<b>2,890.3</b>	<b>2,466.3</b>	<b>2,340.3</b>
3001	Financial Services	Accounting, auditing, management/consulting services	888.6	85.0	215.9
3003	Information Technology	IT training, consulting, software licensing, software maintenance, and IT equipment leases	73.7	120.5	102.6
3004	Telecommunications	Local, long distance, cellular and telecommunications equipment charges; data/network; and television	20.2	24.1	24.1
3006	Delivery Services	Delivery and courier services	34.9	45.0	37.5
3007	Advertising and Promotions	Advertising of legal notices for regulations and public hearings	0.0	20.0	0.0
3008	Utilities	Disposal of records and confidential material	1.8	20.0	5.0
3009	Structure/Infrastructure/Land	Repairs/maintenance of structures or infrastructure	7.8	13.5	10.3
3010	Equipment/Machinery	Repairs, maintenance, rentals and/or leases of office furniture and equipment	6.8	9.0	9.0
3011	Other Services	Professional management and consulting services; printing and copying services; and State Travel Office fees	33.9	45.0	35.0
3017	Inter-Agency Information Technology Non-Telecommunications	ETS chargeback for computer services (including EPR and MICS charges for mainframe usage)	85.6	112.4	95.0

**Line Item Detail (1676)**  
**Department of Revenue**  
**Services**

**Component:** Permanent Fund Dividend Division (981)

Object Class		Servicing Agency	Explanation	FY2017 Actuals	FY2018 Management Plan	FY2019 Governor
<b>3000 Services Detail Totals</b>				<b>2,890.3</b>	<b>2,466.3</b>	<b>2,340.3</b>
3018	Inter-Agency Information Technology Telecommunications		ETS chargeback for telecommunications EPR, phone lines and service requests	118.4	160.0	130.0
3020	Inter-Agency Building Maintenance	Admin - Department-wide	Building maintenance performed by Division of General Services	0.3	0.5	0.5
3021	Inter-Agency Mail		Central mailroom services including pickup and delivery of U.S. mail, postage, mailing of state warrants	338.3	435.0	390.0
3022	Inter-Agency Human Resources		Human resource and payroll services provided by the Division of Personnel	50.6	54.7	53.6
3023	Inter-Agency Building Leases		Cost of space in state-owned facilities	358.5	367.9	368.0
3024	Inter-Agency Legal	Law - Department-wide	OSPA Fraud Legal Services OSPA Fraud Legal Services	148.6	160.0	160.0
3024	Inter-Agency Legal	Law - Department-wide	OSPA Fraud Legal Services	0.0	0.0	0.0
3026	Inter-Agency Insurance	Admin - Department-wide	Risk Management	1.6	2.4	1.8
3027	Inter-Agency Financial	Admin - Department-wide	Division of Finance IRIS and AKPAY	85.1	112.8	90.0
3028	Inter-Agency Americans with Disabilities Act Compliance	Admin - Department-wide	ADA compliance	0.1	0.2	0.2
3030	Inter-Agency Hearing/Mediation	Admin - Department-wide	Hearing officer services provided by Office of Administrative Hearing	84.0	100.8	87.0
3036	Inter-Agency Safety	Admin - Department-wide	Parking enforcement at State Office Building located in Juneau	2.5	2.8	2.8
3038	Inter-Agency Management/Consulting	H&SS - Department-wide	Vital Statistics - birth/death master list	15.5	15.5	15.5
3038	Inter-Agency Management/Consulting	Rev - Administrative Services (125)	Support services provided by the Administrative Services Division, including IT, fiscal, budget, contract management, procurement, and legislative support	356.0	343.7	311.5

**Line Item Detail (1676)**  
**Department of Revenue**  
**Services**

**Component:** Permanent Fund Dividend Division (981)

Object Class		Servicing Agency	Explanation	FY2017 Actuals	FY2018 Management Plan	FY2019 Governor
<b>3000 Services Detail Totals</b>				<b>2,890.3</b>	<b>2,466.3</b>	<b>2,340.3</b>
3038	Inter-Agency Management/Consulting	Rev - Commissioner's Office (123)	Support services provided by the Commissioner's Office	103.1	110.5	90.0
3038	Inter-Agency Management/Consulting	Rev - Criminal Investigations Unit (2993)	Investigative services provided by Criminal Investigations Unit	74.4	105.0	105.0



**Line Item Detail (1676)**  
**Department of Revenue**  
**Commodities**

**Component:** Permanent Fund Dividend Division (981)

<b>Line Number</b>	<b>Line Name</b>		<b>FY2017 Actuals</b>	<b>FY2018 Management Plan</b>	<b>FY2019 Governor</b>
4000	Commodities		20.6	69.2	69.2
<b>Object Class</b>	<b>Servicing Agency</b>	<b>Explanation</b>	<b>FY2017 Actuals</b>	<b>FY2018 Management Plan</b>	<b>FY2019 Governor</b>
<b>4000 Commodities Detail Totals</b>			<b>20.6</b>	<b>69.2</b>	<b>69.2</b>
4000	Business	Business supplies including book and educational equipment and furniture; office supplies; desktop computers, printers and IT equipment less than \$5,000 per item; and subscriptions including electronic access to information	20.4	68.7	68.7
4002	Household/Institutional	Institutional supplies	0.2	0.5	0.5

**Revenue Detail (1681)**  
**Department of Revenue**

**Component:** Permanent Fund Dividend Division (981)

Revenue Type (OMB Fund Code) Revenue Source	Component	Comment	FY2017 Actuals	FY2018 Management Plan	FY2019 Governor
<b>5005 GF/Prgm (1005 GF/Prgm)</b>			<b>343.2</b>	<b>373.0</b>	<b>373.3</b>
5103 Program Receipts - Charges for Services		<p>Pick.Click.Give application fees  AS 43.23.062 (Chapter 41 SLA  2008) established the PFD  Charitable Giving Program, initially  funded by statutory designated  program receipts from the  Rasmuson Foundation. This initial  phase of the program was replaced  with General Fund/Program  Receipts (CH  22, SLA 2010), which is collected  from the fee charged to nonprofit  applicants wishing to participate in  the program.</p> <p>Program receipts also includes  coordination fees to pay an agent or  contractor for administering the  contribution program under AS  43.23.062(m),  AS 43.23.062 (Chapter 41 SLA  2008) established the PFD  Charitable Giving Program, initially  funded by statutory designated  program receipts from the  Rasmuson Foundation. This initial  phase of the program was replaced  with General Fund/Program  Receipts (CH  22, SLA 2010), which is collected  from the fee charged to nonprofit  applicants wishing to participate in  the program.</p> <p>Program receipts also includes</p>	117.8	373.0	373.3

**Revenue Detail (1681)**  
**Department of Revenue**

**Component:** Permanent Fund Dividend Division (981)

Revenue Type (OMB Fund Code) Revenue Source	Component	Comment	FY2017 Actuals	FY2018 Management Plan	FY2019 Governor
5103 Program Receipts - Charges for Services		coordination fees to pay an agent or contractor for administering the contribution program under AS 43.23.062(m), 7%	225.4	0.0	0.0
<b>5007 I/A Rcpts (1007 I/A Rcpts)</b>			<b>20.0</b>	<b>20.0</b>	<b>20.0</b>
5301 Inter-Agency Receipts		Budgeted RSA with University of Alaska for printing and administrative costs	20.0	20.0	20.0
<b>6050 PFD Fund (1050 PFD Fund)</b>			<b>426.6</b>	<b>0.0</b>	<b>0.0</b>
6530 Permanent Fnd Dvdnd Fnd Gnrl Gov-Chrgs for Svcs Applctn Fees		Per AS 43.23.071, a fee is charged when garnishment of a Permanent Fund Dividend occurs. Fees are deposited to the PFD Fund.  Per AS 43.23.015(g), a PFD applicant who has been denied a dividend may appeal the decision upon payment of a \$25.00 appeal fee. If the claim is resolved in favor of the applicant the fee is returned. Fees retained by the PFD Division are deposited into the PFD Fund. Per AS 43.23.071, a fee is charged when garnishment of a Permanent Fund Dividend occurs. Fees are deposited to the PFD Fund.  Per AS 43.23.015(g), a PFD applicant who has been denied a dividend may appeal the decision upon payment of a \$25.00 appeal fee. If the claim is resolved in favor of the applicant the fee is returned.	426.1	0.0	0.0

**Revenue Detail (1681)**  
**Department of Revenue**

**Component:** Permanent Fund Dividend Division (981)

Revenue Type (OMB Fund Code) Revenue Source	Component	Comment	FY2017 Actuals	FY2018 Management Plan	FY2019 Governor
6532 Permanent Fund Dividend Fund - Miscellaneous		Fees retained by the PFD Division are deposited into the PFD Fund. PFD Witness fee PFD Witness fee	0.5	0.0	0.0

**Inter-Agency Services (1682)**  
**Department of Revenue**

**Component:** Permanent Fund Dividend Division (981)

	FY2017 Actuals	FY2018 Management Plan	FY2019 Governor
<b>Component Totals</b>	<b>871.2</b>	<b>954.2</b>	<b>864.3</b>
With Department of Administration	173.6	219.5	182.3
With Department of Law	148.6	160.0	160.0
With Department of Health and Social Services	15.5	15.5	15.5
With Department of Revenue	533.5	559.2	506.5

Object Class	Servicing Agency	Explanation	FY2017 Actuals	FY2018 Management Plan	FY2019 Governor
3020 Inter-Agency Building Maintenance	Admin - Department-wide	Building maintenance performed by Division of General Services	0.3	0.5	0.5
3024 Inter-Agency Legal	Law - Department-wide	OSPA Fraud Legal Services OSPA Fraud Legal Services	148.6	160.0	160.0
3026 Inter-Agency Insurance	Admin - Department-wide	Risk Management	1.6	2.4	1.8
3027 Inter-Agency Financial	Admin - Department-wide	Division of Finance IRIS and AKPAY	85.1	112.8	90.0
3028 Inter-Agency Americans with Disabilities Act Compliance	Admin - Department-wide	ADA compliance	0.1	0.2	0.2
3030 Inter-Agency Hearing/Mediation	Admin - Department-wide	Hearing officer services provided by Office of Administrative Hearing	84.0	100.8	87.0
3036 Inter-Agency Safety	Admin - Department-wide	Parking enforcement at State Office Building located in Juneau	2.5	2.8	2.8
3038 Inter-Agency Management/Consulting	H&SS - Department-wide	Vital Statistics - birth/death master list	15.5	15.5	15.5
3038 Inter-Agency Management/Consulting	Rev - Administrative Services (125)	Support services provided by the Administrative Services Division, including IT, fiscal, budget, contract management, procurement, and legislative support	356.0	343.7	311.5
3038 Inter-Agency Management/Consulting	Rev - Commissioner's Office (123)	Support services provided by the Commissioner's Office	103.1	110.5	90.0
3038 Inter-Agency Management/Consulting	Rev - Criminal Investigations Unit (2993)	Investigative services provided by Criminal Investigations Unit	74.4	105.0	105.0

**Inter-Agency Services (1682)**  
**Department of Revenue**

**Component:** Permanent Fund Dividend Division (981)

**RDU/Component: Child Support Services Division**

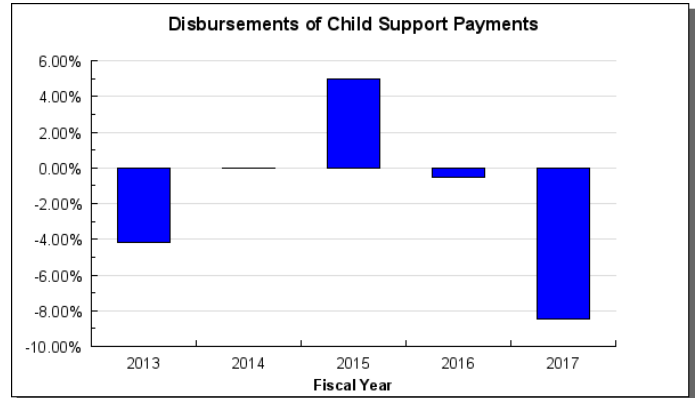
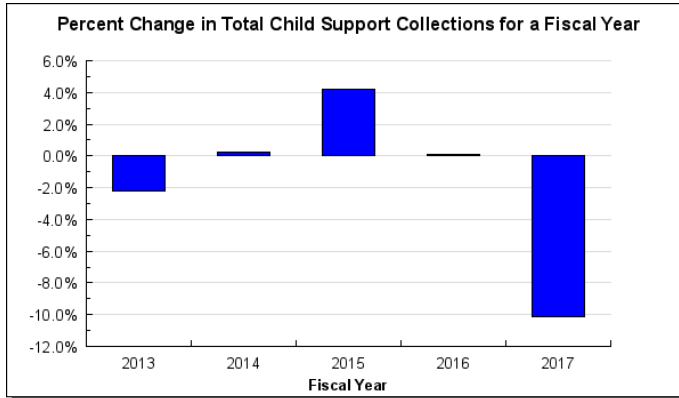
*(There is only one component in this RDU. To reduce duplicate information, we did not print a separate RDU section.)*

**Contribution to Department's Mission**

The mission of the Child Support Services Division is to collect and distribute child support.

**Results**

(Additional performance information is available on the web at <https://omb.alaska.gov/results>.)



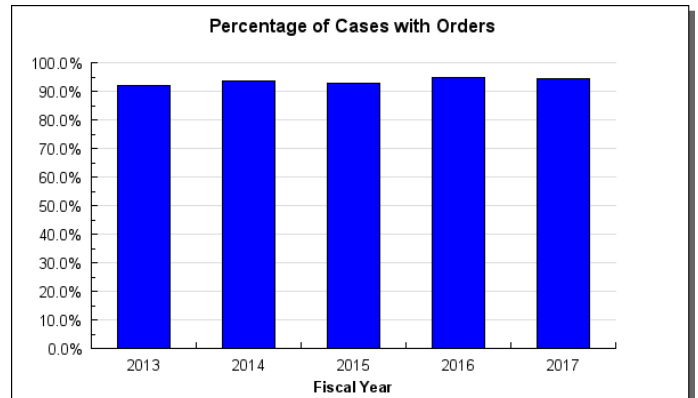
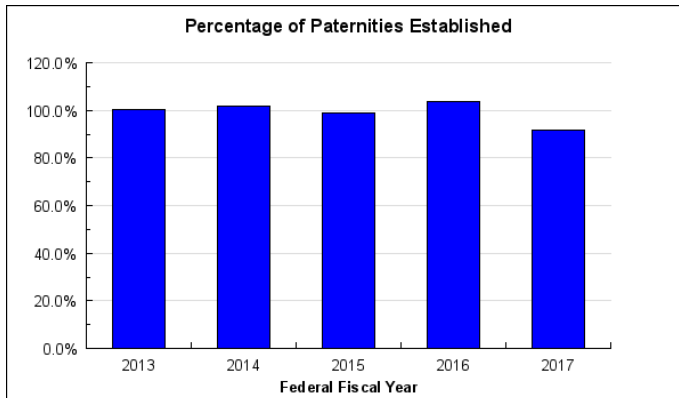
**Core Services**

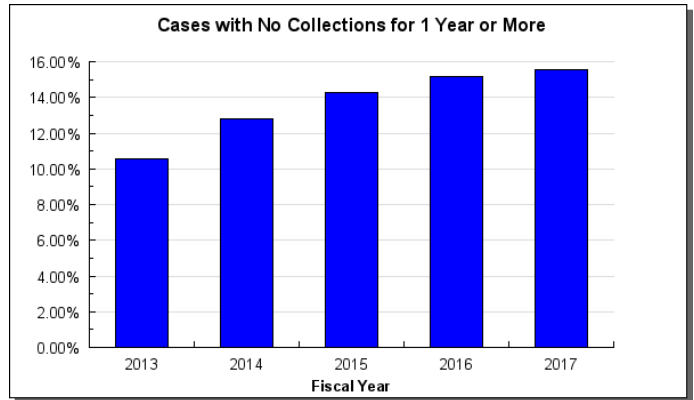
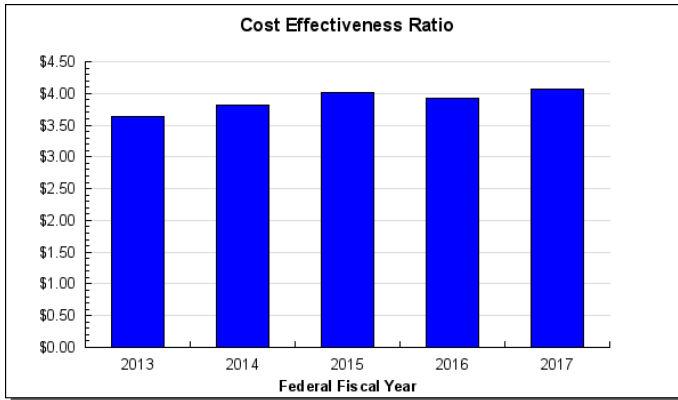
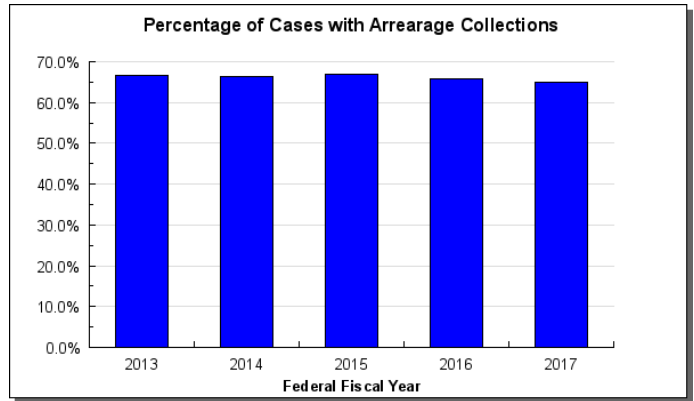
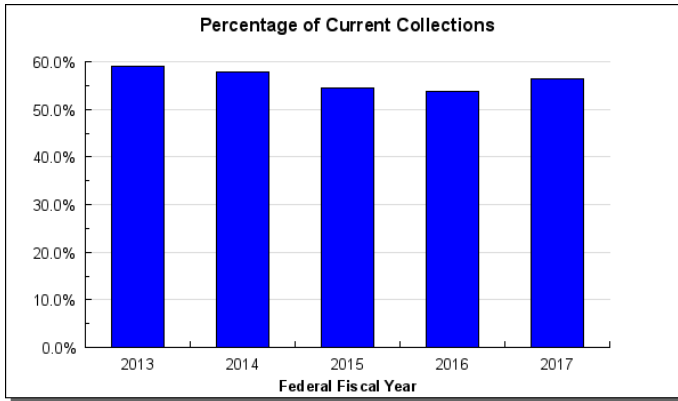
- Improve the environment necessary for increased collections.
- Improve the efficiency of distributing child support.
- Improve customer service.

**Measures by Core Service**

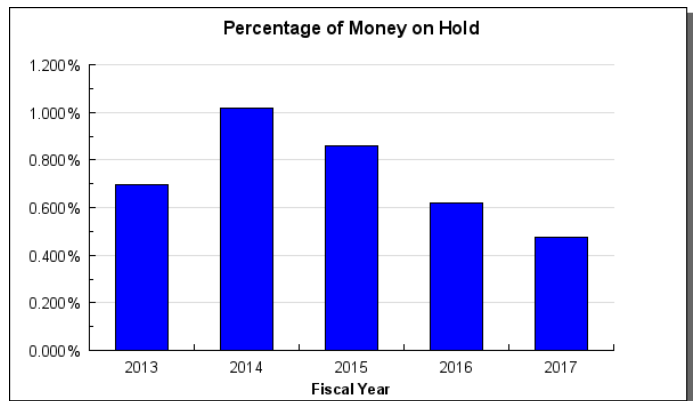
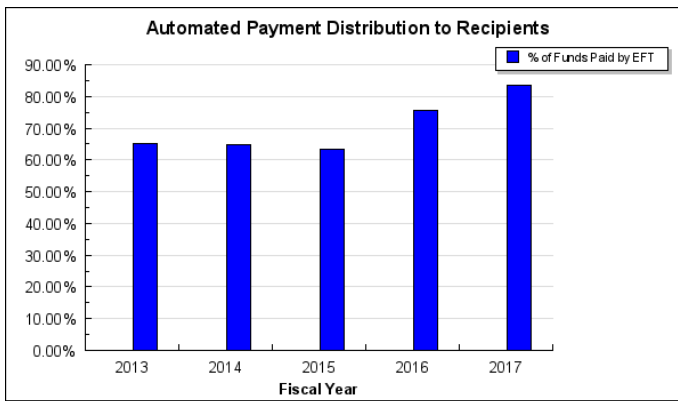
(Additional performance information is available on the web at <https://omb.alaska.gov/results>.)

**1. Improve the environment necessary for increased collections.**

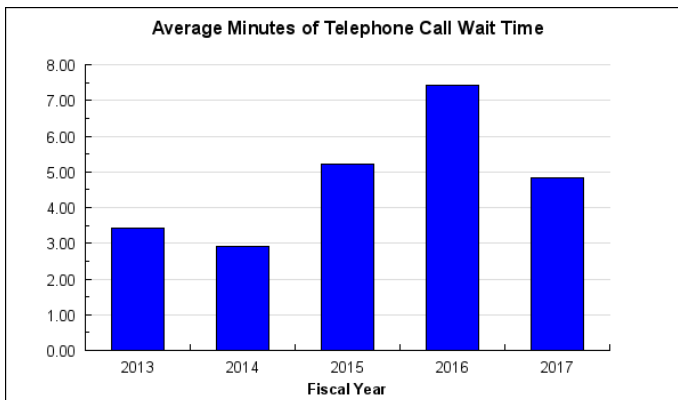




**2. Improve the efficiency of distributing child support.**



**3. Improve customer service.**





### Major Component Accomplishments in 2017

- Total collections in FY2017 were approximately \$106 million, of which \$8 million was collected in Temporary Assistance for Needy Families reimbursement for the State of Alaska and the federal government. \$98 million was collected for families.
- Agency programmers completed multiple small clean-ups to the case management system, fixing problems that had caused numerous work-arounds for years.
- Beginning in January 2017, paper statements began to be mailed on an annual basis. Clients access current account information through the CSSD web portal via MyAlaska. Non-custodial parents use the portal to make online child support payments. This resulted in reducing postal costs by over \$300,000.

### Key Component Challenges

- Reduced staffing, turnover and training staff on complex rules.
- Alaska's rising unemployment rates.
- Replatforming of aging caseload management system to meet current technological standards and needs.
- Meeting stringent federal requirements for data reliability to achieve the highest possible federal incentive payments and avoid possible penalties to the Department of Revenue and the Department of Health and Social Services, Division of Public Assistance.

### Significant Changes in Results to be Delivered in FY2019

No changes in results delivered.

### Statutory and Regulatory Authority

AS 25.25 Uniform Interstate Family Support Act  
AS 25.27 Child Support Services Agency  
15 AAC 05 Administrative of Revenue Laws-Hearing Procedures  
15 AAC 125 Child Support Enforcement

Federal Law 93-647  
Federal Law 96-265

Code of Federal Regulations Title 45, Parts 300-399

Contact Information
<p><b>Contact:</b> Dan DeBartolo, Director, Administrative Services <b>Phone:</b> (907) 465-2312 <b>Fax:</b> (907) 465-1685 <b>E-mail:</b> daniel.debartolo@alaska.gov</p>

Child Support Services Division Personal Services Information				
Authorized Positions			Personal Services Costs	
	FY2018 Management Plan	FY2019 Governor		
Full-time	196	196	Annual Salaries	10,581,942
Part-time	0	0	Premium Pay	0
Nonpermanent	0	0	Annual Benefits	7,126,155
			<i>Less 4.45% Vacancy Factor</i>	<i>(787,797)</i>
			Lump Sum Premium Pay	0
<b>Totals</b>	<b>196</b>	<b>196</b>	<b>Total Personal Services</b>	<b>16,920,300</b>

Position Classification Summary					
Job Class Title	Anchorage	Fairbanks	Juneau	Others	Total
Accountant III	1	0	0	0	1
Accounting Clerk	2	0	0	0	2
Accounting Tech I	10	0	0	0	10
Accounting Tech II	13	0	0	0	13
Accounting Tech III	7	0	0	0	7
Accounting Technician IV	1	0	0	0	1
Administrative Assistant II	1	0	0	0	1
Administrative Officer II	1	0	0	0	1
Analyst/Programmer I	1	0	0	0	1
Analyst/Programmer IV	6	0	0	0	6
Analyst/Programmer V	1	0	0	0	1
Child Support Spec I	77	1	0	0	78
Child Support Spec II	20	0	0	0	20
Child Support Spec III	6	0	0	0	6
Data Processing Mgr II	1	0	0	0	1
Deputy Director	1	0	0	0	1
Division Director	1	0	0	0	1
Investigator III	1	0	0	0	1
Investigator IV	1	0	0	0	1
Microfilm/Imaging Oper I	1	0	0	0	1
Microfilm/Imaging Oper II	1	0	0	0	1
Microfilm/Imaging Oper III	1	0	0	0	1
Office Assistant II	40	0	0	0	40
<b>Totals</b>	<b>195</b>	<b>1</b>	<b>0</b>	<b>0</b>	<b>196</b>

**Component Detail All Funds**  
**Department of Revenue**

**Component:** Child Support Services Division (111)  
**RDU:** Child Support Services (41)

Non-Formula Component

	<b>FY2017 Actuals</b>	<b>FY2018 Conference Committee</b>	<b>FY2018 Authorized</b>	<b>FY2018 Management Plan</b>	<b>FY2019 Governor</b>	<b>FY2018 Management Plan vs FY2019 Governor</b>	
71000 Personal Services	16,991.1	16,583.4	16,583.4	16,839.8	16,920.3	80.5	0.5%
72000 Travel	4.8	38.4	38.4	38.4	38.4	0.0	0.0%
73000 Services	6,636.7	8,924.9	8,924.9	8,668.5	8,242.8	-425.7	-4.9%
74000 Commodities	157.0	201.1	201.1	201.1	201.1	0.0	0.0%
75000 Capital Outlay	0.0	25.8	25.8	25.8	25.8	0.0	0.0%
77000 Grants, Benefits	0.0	0.0	0.0	0.0	0.0	0.0	0.0%
78000 Miscellaneous	0.0	0.0	0.0	0.0	0.0	0.0	0.0%
<b>Totals</b>	<b>23,789.6</b>	<b>25,773.6</b>	<b>25,773.6</b>	<b>25,773.6</b>	<b>25,428.4</b>	<b>-345.2</b>	<b>-1.3%</b>
<b>Fund Sources:</b>							
1002Fed Rcpts (Fed)	14,411.4	16,111.8	16,111.8	16,111.8	15,883.6	-228.2	-1.4%
1003G/F Match (UGF)	7,180.5	7,346.0	7,346.0	7,346.0	7,228.5	-117.5	-1.6%
1004Gen Fund (UGF)	562.9	465.8	465.8	465.8	466.3	0.5	0.1%
1005GF/Prgm (DGF)	34.8	50.0	50.0	50.0	50.0	0.0	0.0%
1016Fed Incent (Fed)	1,600.0	1,800.0	1,800.0	1,800.0	1,800.0	0.0	0.0%
<b>Unrestricted General (UGF)</b>	<b>7,743.4</b>	<b>7,811.8</b>	<b>7,811.8</b>	<b>7,811.8</b>	<b>7,694.8</b>	<b>-117.0</b>	<b>-1.5%</b>
<b>Designated General (DGF)</b>	<b>34.8</b>	<b>50.0</b>	<b>50.0</b>	<b>50.0</b>	<b>50.0</b>	<b>0.0</b>	<b>0.0%</b>
<b>Other Funds</b>	<b>0.0</b>	<b>0.0</b>	<b>0.0</b>	<b>0.0</b>	<b>0.0</b>	<b>0.0</b>	<b>0.0%</b>
<b>Federal Funds</b>	<b>16,011.4</b>	<b>17,911.8</b>	<b>17,911.8</b>	<b>17,911.8</b>	<b>17,683.6</b>	<b>-228.2</b>	<b>-1.3%</b>
<b>Positions:</b>							
Permanent Full Time	203	194	194	196	196	0	0.0%
Permanent Part Time	0	0	0	0	0	0	0.0%
Non Permanent	0	0	0	0	0	0	0.0%

**Change Record Detail - Multiple Scenarios with Descriptions**  
**Department of Revenue**

**Component:** Child Support Services Division (111)  
**RDU:** Child Support Services (41)

Scenario/Change Record Title	Trans Type	Totals	Personal Services	Travel	Services	Commodities	Capital Outlay	Grants, Benefits	Miscellaneous	Positions		NP
										PFT	PPT	
***** Changes From FY2018 Conference Committee To FY2018 Authorized *****												
<b>FY2018 Conference Committee</b>												
ConfCom		25,773.6	16,583.4	38.4	8,924.9	201.1	25.8	0.0	0.0	194	0	0
1002 Fed Rcpts		16,111.8										
1003 G/F Match		7,346.0										
1004 Gen Fund		465.8										
1005 GF/Prgm		50.0										
1016 Fed Incent		1,800.0										
<b>Subtotal</b>		<b>25,773.6</b>	<b>16,583.4</b>	<b>38.4</b>	<b>8,924.9</b>	<b>201.1</b>	<b>25.8</b>	<b>0.0</b>	<b>0.0</b>	<b>194</b>	<b>0</b>	<b>0</b>
***** Changes From FY2018 Authorized To FY2018 Management Plan *****												
<b>Transfer Investigator Positions Back to Revenue from Department of Public Safety</b>												
Atrin		0.0	0.0	0.0	0.0	0.0	0.0	0.0	0.0	2	0	0
Criminal Investigations Unit (CIU) Investigators will be transferred back into the Department of Revenue from the Department of Public Safety as they will not be commissioned as Peace Officers.												
Budget authority was retained by the department to fund a reimbursable services agreement and will be transferred out of services and into personal services.												
Nine CIU positions are being transferred back into the Department of Revenue:												
PFD Division:												
Full-time Investigator III (04-6095), range 18, located in Juneau												
Full-time Investigator III (04-6101), range 18, located in Anchorage												
Child Support Services Division:												
Full-time Investigator IV (04-7058), range 20, located in Anchorage												
Full-time Investigator III (04-7228), range 18, located in Anchorage												
Tax Division:												
Full-time Investigator IV (08-2077), range 20, located in Anchorage												
Full-time Investigator III (08-2078), range 18, located in Anchorage												
Full-time Investigator III (04-3249), range 18, located in Anchorage												
Full-time Investigator III (04-3256), range 18, located in Anchorage												
Criminal Investigations Unit located in the Commissioner's Office:												
Full-time Dept Investigations Manager (04-0022), range 22, located in Anchorage												
<b>Align Authority for Criminal Investigations Unit Investigators</b>												
LIT		0.0	256.4	0.0	-256.4	0.0	0.0	0.0	0.0	0	0	0

**Change Record Detail - Multiple Scenarios with Descriptions**  
**Department of Revenue**

**Component:** Child Support Services Division (111)  
**RDU:** Child Support Services (41)

Scenario/Change Record Title	Trans Type	Totals	Personal Services	Travel	Services	Commodities	Capital Outlay	Grants, Benefits	Miscellaneous	Positions		
										PFT	PPT	NP
Criminal Investigations Unit (CIU) Investigators will be transferred back into the Department of Revenue from the Department of Public Safety as they will not be commissioned as Peace Officers.												
Budget authority was retained by the department to fund a reimbursable services agreement and will be transferred out of services and into personal services.												
	<b>Subtotal</b>	<b>25,773.6</b>	<b>16,839.8</b>	<b>38.4</b>	<b>8,668.5</b>	<b>201.1</b>	<b>25.8</b>	<b>0.0</b>	<b>0.0</b>	<b>196</b>	<b>0</b>	<b>0</b>
***** <b>Changes From FY2018 Management Plan To FY2019 Governor</b> *****												
<b>FY2019 Salary and Health Insurance Increases</b>												
	SalAdj	80.5	80.5	0.0	0.0	0.0	0.0	0.0	0.0	0	0	0
1002 Fed Rcpts		52.8										
1003 G/F Match		27.2										
1004 Gen Fund		0.5										
Salary and Health Insurance Increases: \$80.5												
Calculate FY2019 increase to GGU Health Insurance from \$1389 to \$1432 per member per month.												
<b>Reduce Child Support Archiving Allocation</b>												
	Dec	-95.0	0.0	0.0	-95.0	0.0	0.0	0.0	0.0	0	0	0
1002 Fed Rcpts		-62.7										
1003 G/F Match		-32.3										
The Child Support Services Division has made efforts to decrease the need for physical archival storage by scanning all incoming documents into the division's proprietary NSTAR database. This has eliminated the need for physical case files. There is still a need for some archiving due to the system back-up tapes that are required to be kept off site.												
<b>Reduce Child Support Postage Costs</b>												
	Dec	-330.0	0.0	0.0	-330.0	0.0	0.0	0.0	0.0	0	0	0
1002 Fed Rcpts		-217.8										
1003 G/F Match		-112.2										
During FY2017, Child Support Services Division (CSSD) made a change to the frequency that the child support statements are printed and mailed out. Previously, statements were sent out quarterly; now they are sent out yearly. Parties are able to see their statements on-line via the CSSD portal at any point during the year. This change has resulted in a large decrease in postage costs.												
<b>Reduce Child Support Courier Costs</b>												
	Dec	-0.7	0.0	0.0	-0.7	0.0	0.0	0.0	0.0	0	0	0
1002 Fed Rcpts		-0.5										
1003 G/F Match		-0.2										

Child Support Services Division has closed two out of three satellite offices and requires fewer courier costs to deliver necessary items between locations.

**Change Record Detail - Multiple Scenarios with Descriptions**  
**Department of Revenue**

**Component:** Child Support Services Division (111)  
**RDU:** Child Support Services (41)

Scenario/Change Record Title	Trans Type	Totals	Personal Services	Travel	Services	Commodities	Capital Outlay	Grants, Benefits	Miscellaneous	Positions		
										PFT	PPT	NP
	Totals	25,428.4	16,920.3	38.4	8,242.8	201.1	25.8	0.0	0.0	196	0	0

**Personal Services Expenditure Detail**  
**Department of Revenue**

**Scenario:** FY2019 Governor (14641)  
**Component:** Child Support Services Division (111)  
**RDU:** Child Support Services (41)

PCN	Job Class Title	Time Status	Retire Code	Barg Unit	Location	Salary Sched	Range / Step	Comp Months	Split / Count	Annual Salaries	COLA	Premium Pay	Annual Benefits	Total Costs	UGF Amount
04-0026	Accounting Tech I	FT	A	GP	Anchorage	200	12B / C	12.0		39,398	0	0	31,017	70,415	23,941
04-0027	Accounting Tech I	FT	A	GP	Anchorage	200	12E / F	12.0		43,886	0	0	32,578	76,464	25,998
04-0028	Child Support Spec II	FT	A	SS	Anchorage	99	16M	12.0		70,747	0	0	43,436	114,183	38,822
04-0029	Accounting Tech II	FT	A	GP	Anchorage	200	14A / B	12.0		44,255	0	0	32,706	76,961	26,167
04-2024	Microfilm/Imaging Oper I	FT	A	GP	Anchorage	99	10N	12.0		48,523	0	0	34,191	82,714	28,123
04-3034	Microfilm/Imaging Oper III	FT	A	SS	Anchorage	200	14F	12.0		53,940	0	0	37,591	91,531	31,121
04-7001	Division Director	FT	A	XE	Anchorage	N00	27F / J	11.8		121,704	0	0	60,704	182,408	62,019
04-7004	Child Support Spec II	FT	A	SS	Anchorage	99	16L	12.0		67,865	0	0	42,434	110,299	37,502
04-7005	Data Processing Mgr II	FT	A	SS	Anchorage	99	23K / L	12.0		106,363	0	0	55,823	162,186	55,143
04-7006	Office Assistant II	FT	A	GP	Anchorage	200	10B / C	12.0		35,669	0	0	29,720	65,389	22,232
04-7007	Office Assistant II	FT	A	GP	Anchorage	200	10B / C	12.0		35,375	0	0	29,618	64,993	22,098
04-7008	Analyst/Programmer IV	FT	A	GP	Anchorage	200	20D / E	12.0		72,861	0	0	42,655	115,516	39,275
04-7009	Administrative Officer II	FT	A	SS	Anchorage	200	19J / K	12.0		79,560	0	0	46,501	126,061	42,861
04-7010	Accounting Tech II	FT	A	GP	Anchorage	200	14B / C	12.0		45,753	0	0	33,227	78,980	26,853
04-7011	Child Support Spec II	FT	A	GP	Anchorage	200	16E / F	12.0		57,846	0	0	37,433	95,279	32,395
04-7012	Child Support Spec III	FT	A	SS	Anchorage	200	18F	12.0		70,944	0	0	43,505	114,449	38,913
04-7014	Child Support Spec I	FT	A	GG	Anchorage	99	14M	12.0		61,418	0	0	38,676	100,094	34,032
04-7015	Office Assistant II	FT	A	GP	Anchorage	200	10J	12.0		42,288	0	0	32,022	74,310	25,265
04-7016	Child Support Spec I	FT	A	GP	Anchorage	99	14N / O	12.0		65,679	0	0	40,157	105,836	35,984
04-7018	Child Support Spec I	FT	A	GP	Anchorage	200	14C / D	12.0		47,976	0	0	34,000	81,976	27,872
04-7019	Child Support Spec I	FT	A	GP	Anchorage	200	14A / B	12.0		44,193	0	0	32,685	76,878	26,139
04-7020	Child Support Spec II	FT	A	SS	Anchorage	600	16A / B	12.0		53,007	0	0	37,266	90,273	30,693
04-7021	Office Assistant II	FT	A	GP	Anchorage	200	10B / C	12.0		34,934	0	0	29,464	64,398	21,895
04-7022	Child Support Spec II	FT	A	SS	Anchorage	600	16E / F	12.0		59,431	0	0	39,500	98,931	33,637
04-7023	Office Assistant II	FT	A	GP	Anchorage	200	10B / C	12.0		35,571	0	0	29,686	65,257	22,187
04-7025	Child Support Spec I	FT	A	GP	Anchorage	200	14K	12.0		57,324	0	0	37,252	94,576	32,156
04-7026	Office Assistant II	FT	A	GP	Anchorage	200	10E / F	12.0		38,318	0	0	30,641	68,959	23,446
04-7027	Child Support Spec I	FT	A	GP	Anchorage	200	14D / E	12.0		48,120	0	0	34,050	82,170	27,938
04-7028	Child Support Spec I	FT	A	GP	Anchorage	200	14C / D	12.0		47,328	0	0	33,775	81,103	27,575
04-7030	Office Assistant II	FT	A	GP	Anchorage	200	10A / B	12.0		33,912	0	0	29,109	63,021	21,427
04-7031	Accounting Tech III	FT	A	GP	Anchorage	200	16F / G	12.0		61,331	0	0	38,645	99,976	33,992
04-7032	Accounting Tech II	FT	A	GP	Anchorage	200	14B / C	12.0		44,997	0	0	32,964	77,961	26,507
04-7034	Office Assistant II	FT	A	GP	Anchorage	200	10B / C	12.0		35,669	0	0	29,720	65,389	22,232
04-7035	Analyst/Programmer IV	FT	A	GP	Anchorage	200	20M	12.0		91,956	0	0	49,297	141,253	48,026
04-7036	Accounting Tech I	FT	A	GP	Anchorage	200	12E / F	12.0		44,009	0	0	32,621	76,630	26,054
04-7037	Office Assistant II	FT	A	GP	Anchorage	200	10B / C	12.0		35,032	0	0	29,498	64,530	21,940
04-7038	Child Support Spec I	FT	A	GP	Anchorage	99	14N / O	12.0		64,985	0	0	39,916	104,901	35,666
04-7039	Child Support Spec II	FT	A	SS	Anchorage	99	16M	12.0		70,747	0	0	43,436	114,183	38,822

Note: If a position is split, an asterisk (\*) will appear in the Split/Count column. If the split position is also counted in the component, two asterisks (\*\*) will appear in this column. [No valid job title] appearing in the Job Class Title indicates that the PCN has an invalid class code or invalid range for the class code effective date of this scenario.

**Personal Services Expenditure Detail**  
**Department of Revenue**

**Scenario:** FY2019 Governor (14641)  
**Component:** Child Support Services Division (111)  
**RDU:** Child Support Services (41)

PCN	Job Class Title	Time Status	Retire Code	Barg Unit	Location	Salary Sched	Range / Step	Comp Months	Split / Count	Annual Salaries	COLA	Premium Pay	Annual Benefits	Total Costs	UGF Amount
04-7041	Child Support Spec I	FT	A	GP	Anchorage	200	14J / K	12.0		56,499	0	0	36,965	93,464	31,778
04-7042	Administrative Assistant II	FT	A	GP	Anchorage	200	14F / G	12.0		52,257	0	0	35,489	87,746	29,834
04-7043	Child Support Spec II	FT	A	SS	Anchorage	600	16M	12.0		69,732	0	0	43,083	112,815	38,357
04-7044	Child Support Spec I	FT	A	GP	Anchorage	200	14F / G	12.0		52,878	0	0	35,705	88,583	30,118
04-7045	Child Support Spec I	FT	A	GP	Anchorage	200	14P / Q	12.0		70,046	0	0	41,676	111,722	37,986
04-7047	Child Support Spec I	FT	A	GP	Anchorage	200	14G / J	12.0		54,408	0	0	36,237	90,645	30,819
04-7048	Child Support Spec I	FT	A	GP	Anchorage	200	14N / O	12.0		65,018	0	0	39,928	104,946	35,682
04-7049	Child Support Spec I	FT	A	GP	Anchorage	200	14K	12.0		57,324	0	0	37,252	94,576	32,156
04-7050	Child Support Spec I	FT	A	GP	Anchorage	200	14B / C	12.0		46,257	0	0	33,403	79,660	27,084
04-7051	Office Assistant II	FT	A	GP	Anchorage	200	10B / B	12.0		34,836	0	0	29,430	64,266	21,850
04-7052	Office Assistant II	FT	A	GP	Anchorage	200	10D / E	12.0		37,756	0	0	30,446	68,202	23,189
04-7053	Child Support Spec II	FT	A	SS	Anchorage	600	16B / C	12.0		54,548	0	0	37,802	92,350	31,399
04-7055	Child Support Spec I	FT	A	GP	Anchorage	200	14F / G	12.0		51,843	0	0	35,345	87,188	29,644
04-7056	Child Support Spec I	FT	A	GP	Anchorage	200	14J / K	12.0		56,499	0	0	36,965	93,464	31,778
04-7057	Child Support Spec I	FT	A	GP	Anchorage	200	14A / B	12.0		44,316	0	0	32,727	77,043	26,195
04-7058	Investigator IV	FT	A	SS	Anchorage	200	20J	12.0		83,640	0	0	47,920	131,560	131,560
04-7060	Accounting Tech II	FT	A	GG	Anchorage	99	14O	12.0		66,113	0	0	40,308	106,421	36,183
04-7062	Accounting Tech I	FT	A	GP	Anchorage	200	12D / E	12.0		41,979	0	0	31,915	73,894	25,124
04-7063	Child Support Spec III	FT	A	SS	Anchorage	200	18F / J	12.0		73,248	0	0	44,306	117,554	39,968
04-7064	Accounting Tech II	FT	A	GP	Anchorage	200	14G / J	12.0		53,385	0	0	35,882	89,267	30,351
04-7066	Accounting Clerk	FT	A	GG	Anchorage	99	10O / P	12.0		51,547	0	0	35,242	86,789	29,508
04-7067	Office Assistant II	FT	A	GP	Anchorage	200	10C / D	12.0		36,432	0	0	29,985	66,417	22,582
04-7070	Child Support Spec II	FT	A	SS	Anchorage	600	16C / D	12.0		56,604	0	0	38,517	95,121	32,341
04-7072	Office Assistant II	FT	A	GP	Anchorage	200	10D / E	12.0		37,940	0	0	30,510	68,450	23,273
04-7073	Accounting Tech II	FT	A	GP	Anchorage	200	14A / B	12.0		44,747	0	0	32,877	77,624	26,392
04-7074	Child Support Spec I	FT	A	GP	Anchorage	200	14A / B	12.0		44,193	0	0	32,685	76,878	26,139
04-7075	Child Support Spec I	FT	A	GP	Anchorage	200	14G	12.0		53,292	0	0	35,849	89,141	30,308
04-7077	Office Assistant II	FT	A	GP	Anchorage	200	10B / C	12.0		35,032	0	0	29,498	64,530	21,940
04-7078	Child Support Spec I	FT	A	GP	Anchorage	200	14J / K	12.0		56,949	0	0	37,121	94,070	31,984
04-7080	Child Support Spec I	FT	A	GP	Anchorage	200	14C / D	12.0		46,536	0	0	33,500	80,036	27,212
04-7081	Child Support Spec I	FT	A	GP	Anchorage	200	14F / G	12.0		52,119	0	0	35,441	87,560	29,770
04-7082	Accountant III	FT	A	SS	Anchorage	99	18N	12.0		87,643	0	0	49,313	136,956	46,565
04-7083	Analyst/Programmer IV	FT	A	GP	Anchorage	200	20B / C	12.0		69,944	0	0	41,641	111,585	37,939
04-7084	Child Support Spec III	FT	A	SS	Anchorage	99	18L / M	12.0		80,345	0	0	46,774	127,119	43,221
04-7085	Child Support Spec I	FT	A	GG	Anchorage	99	14O / P	12.0		67,065	0	0	40,640	107,705	36,620
04-7086	Child Support Spec I	FT	A	GP	Anchorage	100	14M / N	12.0		63,302	0	0	39,331	102,633	34,895
04-7087	Office Assistant II	FT	A	GP	Anchorage	200	10K	12.0		43,668	0	0	32,502	76,170	25,898
04-7088	Child Support Spec I	FT	A	GP	Anchorage	200	14B / C	12.0		46,005	0	0	33,315	79,320	26,969

Note: If a position is split, an asterisk (\*) will appear in the Split/Count column. If the split position is also counted in the component, two asterisks (\*\*) will appear in this column. [No valid job title] appearing in the Job Class Title indicates that the PCN has an invalid class code or invalid range for the class code effective date of this scenario.



**Personal Services Expenditure Detail**  
**Department of Revenue**

**Scenario:** FY2019 Governor (14641)  
**Component:** Child Support Services Division (111)  
**RDU:** Child Support Services (41)

PCN	Job Class Title	Time Status	Retire Code	Barg Unit	Location	Salary Sched	Range / Step	Comp Months	Split / Count	Annual Salaries	COLA	Premium Pay	Annual Benefits	Total Costs	UGF Amount
04-7090	Office Assistant II	FT	A	GP	Anchorage	200	10C / D	12.0		36,348	0	0	29,956	66,304	22,543
04-7091	Accounting Tech I	FT	A	GP	Anchorage	99	12M / N	12.0		55,332	0	0	36,559	91,891	31,243
04-7092	Accounting Tech I	FT	A	GP	Anchorage	200	12B / C	12.0		39,508	0	0	31,055	70,563	23,991
04-7094	Office Assistant II	FT	A	GP	Anchorage	200	10B / C	12.0		35,669	0	0	29,720	65,389	22,232
04-7095	Analyst/Programmer I	FT	A	GP	Anchorage	200	14D / E	12.0		49,200	0	0	34,426	83,626	28,433
04-7096	Analyst/Programmer IV	FT	A	GP	Anchorage	99	20M / N	12.0		94,737	0	0	50,264	145,001	49,300
04-7097	Analyst/Programmer IV	FT	A	GP	Anchorage	200	20F / G	12.0		79,674	0	0	45,025	124,699	42,398
04-7098	Child Support Spec I	FT	A	GP	Anchorage	200	14A / B	12.0		44,193	0	0	32,685	76,878	26,139
04-7099	Office Assistant II	FT	A	GP	Anchorage	200	10C / D	12.0		36,600	0	0	30,044	66,644	22,659
04-7100	Child Support Spec I	FT	A	GP	Anchorage	200	14B / C	12.0		45,438	0	0	33,118	78,556	26,709
04-7101	Office Assistant II	FT	A	GP	Anchorage	200	10D / E	12.0		37,480	0	0	30,350	67,830	23,062
04-7102	Office Assistant II	FT	A	GP	Anchorage	200	10D / E	12.0		37,480	0	0	30,350	67,830	23,062
04-7103	Deputy Director	FT	A	XE	Anchorage	N00	25E / F	11.8		108,912	0	0	56,254	165,166	56,156
04-7104	Office Assistant II	FT	A	GP	Anchorage	200	10B / C	12.0		35,375	0	0	29,618	64,993	22,098
04-7105	Child Support Spec II	FT	A	SS	Anchorage	99	16N / O	12.0		74,094	0	0	44,600	118,694	40,356
04-7106	Child Support Spec I	FT	A	GP	Anchorage	200	14F / G	12.0		53,154	0	0	35,801	88,955	30,245
04-7107	Analyst/Programmer V	FT	A	SS	Anchorage	200	22B / C	12.0		82,345	0	0	47,470	129,815	44,137
04-7109	Office Assistant II	FT	A	GP	Anchorage	200	10C / D	12.0		36,432	0	0	29,985	66,417	22,582
04-7111	Accounting Tech II	FT	A	GG	Anchorage	99	14N	12.0		63,720	0	0	39,476	103,196	35,087
04-7112	Child Support Spec II	FT	A	SS	Anchorage	600	16E / F	12.0		59,606	0	0	39,561	99,167	33,717
04-7113	Office Assistant II	FT	A	GP	Anchorage	200	10C / D	12.0		36,432	0	0	29,985	66,417	22,582
04-7114	Accounting Tech III	FT	A	SS	Anchorage	600	16J / K	12.0		63,520	0	0	40,923	104,443	35,511
04-7116	Child Support Spec I	FT	A	GG	Anchorage	200	14L	12.0		59,184	0	0	37,899	97,083	33,008
04-7117	Child Support Spec I	FT	A	GP	Anchorage	200	14G / J	12.0		53,385	0	0	35,882	89,267	30,351
04-7119	Office Assistant II	FT	A	GP	Anchorage	200	10J / K	12.0		42,978	0	0	32,262	75,240	25,582
04-7120	Accounting Tech II	FT	A	GP	Anchorage	200	14K	12.0		57,324	0	0	37,252	94,576	32,156
04-7122	Child Support Spec I	FT	A	GP	Anchorage	200	14B / C	12.0		45,690	0	0	33,205	78,895	26,824
04-7123	Accounting Tech I	FT	A	GP	Anchorage	200	12B / C	12.0		40,333	0	0	31,342	71,675	24,370
04-7124	Child Support Spec II	FT	A	SS	Anchorage	99	16M	12.0		73,046	0	0	44,236	117,282	39,876
04-7125	Office Assistant II	FT	A	GP	Anchorage	200	10K / L	12.0		44,553	0	0	32,810	77,363	26,303
04-7126	Accounting Tech III	FT	A	SS	Anchorage	600	16K	12.0		65,412	0	0	41,581	106,993	36,378
04-7127	Accounting Tech III	FT	A	SS	Anchorage	600	16J	12.0		63,348	0	0	40,863	104,211	35,432
04-7128	Child Support Spec I	FT	A	GP	Anchorage	200	14N	12.0		63,084	0	0	39,255	102,339	34,795
04-7129	Accounting Tech II	FT	A	GP	Anchorage	99	14M	12.0		61,715	0	0	38,779	100,494	34,168
04-7130	Office Assistant II	FT	A	GP	Anchorage	200	10B / C	12.0		35,032	0	0	29,498	64,530	21,940
04-7131	Office Assistant II	FT	A	GP	Anchorage	200	10J / K	12.0		42,748	0	0	32,182	74,930	25,476
04-7132	Child Support Spec I	FT	A	GP	Anchorage	200	14D / E	12.0		48,408	0	0	34,151	82,559	28,070
04-7133	Office Assistant II	FT	A	GG	Anchorage	99	10N / O	12.0		50,142	0	0	34,754	84,896	28,865

Note: If a position is split, an asterisk (\*) will appear in the Split/Count column. If the split position is also counted in the component, two asterisks (\*\*) will appear in this column. [No valid job title] appearing in the Job Class Title indicates that the PCN has an invalid class code or invalid range for the class code effective date of this scenario.

**Personal Services Expenditure Detail**  
**Department of Revenue**

**Scenario:** FY2019 Governor (14641)  
**Component:** Child Support Services Division (111)  
**RDU:** Child Support Services (41)

PCN	Job Class Title	Time Status	Retire Code	Barg Unit	Location	Salary Sched	Range / Step	Comp Months	Split / Count	Annual Salaries	COLA	Premium Pay	Annual Benefits	Total Costs	UGF Amount
04-7134	Office Assistant II	FT	A	GP	Anchorage	200	10C / D	12.0		36,348	0	0	29,956	66,304	22,543
04-7135	Accounting Tech I	FT	A	GP	Anchorage	200	12J / K	12.0		48,473	0	0	34,173	82,646	28,100
04-7136	Office Assistant II	FT	A	GP	Anchorage	200	10E / F	12.0		38,949	0	0	30,861	69,810	23,735
04-7137	Child Support Spec I	FT	A	GP	Anchorage	200	14D / E	12.0		48,120	0	0	34,050	82,170	27,938
04-7139	Child Support Spec I	FT	A	GP	Anchorage	200	14B / C	12.0		45,501	0	0	33,140	78,641	26,738
04-7140	Child Support Spec I	FT	A	GP	Anchorage	200	14C / D	12.0		47,832	0	0	33,950	81,782	27,806
04-7141	Child Support Spec I	FT	A	GP	Anchorage	200	14C / D	12.0		46,824	0	0	33,600	80,424	27,344
04-7142	Child Support Spec II	FT	A	SS	Anchorage	600	16B / C	12.0		54,619	0	0	37,827	92,446	31,432
04-7143	Office Assistant II	FT	A	GP	Anchorage	200	10C / D	12.0		36,348	0	0	29,956	66,304	22,543
04-7144	Child Support Spec I	FT	A	GP	Anchorage	200	14B / C	12.0		45,501	0	0	33,140	78,641	26,738
04-7145	Child Support Spec I	FT	A	GP	Anchorage	200	14C / D	12.0		46,896	0	0	33,625	80,521	27,377
04-7146	Child Support Spec I	FT	A	GP	Anchorage	200	14E / F	12.0		50,319	0	0	34,815	85,134	28,946
04-7147	Child Support Spec I	FT	A	GP	Anchorage	200	14G	12.0		53,292	0	0	35,849	89,141	30,308
04-7148	Child Support Spec I	FT	A	GP	Anchorage	200	14G	12.0		53,292	0	0	35,849	89,141	30,308
04-7150	Child Support Spec I	FT	A	GP	Anchorage	200	14E / F	12.0		51,326	0	0	35,166	86,492	29,407
04-7152	Child Support Spec II	FT	A	SS	Anchorage	600	16M	12.0		69,732	0	0	43,083	112,815	38,357
04-7153	Child Support Spec III	FT	A	SS	Anchorage	99	18L / M	12.0		78,613	0	0	46,172	124,785	42,427
04-7155	Child Support Spec III	FT	A	SS	Anchorage	200	18D / E	12.0		67,648	0	0	42,358	110,006	37,402
04-7158	Child Support Spec I	FT	A	GP	Anchorage	200	14K	12.0		57,324	0	0	37,252	94,576	32,156
04-7159	Child Support Spec I	FT	A	GP	Anchorage	200	14B / C	12.0		46,257	0	0	33,403	79,660	27,084
04-7160	Child Support Spec I	FT	A	GP	Anchorage	200	14A / B	12.0		44,501	0	0	32,792	77,293	26,280
04-7161	Child Support Spec I	FT	A	GP	Anchorage	200	14G / J	12.0		53,757	0	0	36,011	89,768	30,521
04-7163	Child Support Spec I	FT	A	GP	Anchorage	99	14N / O	12.0		65,502	0	0	40,096	105,598	35,903
04-7164	Child Support Spec II	FT	A	GP	Anchorage	200	16C / D	12.0		55,213	0	0	36,517	91,730	31,188
04-7165	Office Assistant II	FT	A	GP	Anchorage	200	10B / C	12.0		35,669	0	0	29,720	65,389	22,232
04-7166	Accounting Clerk	FT	A	GP	Anchorage	200	10B / C	12.0		35,032	0	0	29,498	64,530	21,940
04-7167	Office Assistant II	FT	A	GP	Anchorage	200	10B / C	12.0		35,375	0	0	29,618	64,993	22,098
04-7169	Child Support Spec II	FT	A	SS	Anchorage	600	16J	12.0		63,348	0	0	40,863	104,211	35,432
04-7170	Child Support Spec I	FT	A	GP	Anchorage	200	14B / C	12.0		46,320	0	0	33,424	79,744	27,113
04-7171	Child Support Spec I	FT	A	GP	Anchorage	200	14B / C	12.0		45,438	0	0	33,118	78,556	26,709
04-7172	Child Support Spec I	FT	A	GP	Anchorage	200	14B / C	12.0		45,438	0	0	33,118	78,556	26,709
04-7173	Child Support Spec I	FT	A	GP	Anchorage	99	14M / N	12.0		62,300	0	0	38,982	101,282	34,436
04-7174	Child Support Spec I	FT	A	GP	Anchorage	200	14C / D	12.0		46,824	0	0	33,600	80,424	27,344
04-7175	Child Support Spec II	FT	A	GP	Anchorage	200	16D / E	12.0		57,251	0	0	37,226	94,477	32,122
04-7176	Office Assistant II	FT	A	GP	Anchorage	200	10B / C	12.0		35,963	0	0	29,822	65,785	22,367
04-7177	Office Assistant II	FT	A	GP	Anchorage	99	10M / N	12.0		48,459	0	0	34,168	82,627	28,093
04-7178	Child Support Spec I	FT	A	GP	Anchorage	200	14D / E	12.0		48,408	0	0	34,151	82,559	28,070
04-7181	Child Support Spec I	FT	A	GP	Anchorage	200	14E / F	12.0		50,474	0	0	34,869	85,343	29,017

Note: If a position is split, an asterisk (\*) will appear in the Split/Count column. If the split position is also counted in the component, two asterisks (\*\*) will appear in this column. [No valid job title] appearing in the Job Class Title indicates that the PCN has an invalid class code or invalid range for the class code effective date of this scenario.

**Personal Services Expenditure Detail**  
**Department of Revenue**

**Scenario:** FY2019 Governor (14641)  
**Component:** Child Support Services Division (111)  
**RDU:** Child Support Services (41)

PCN	Job Class Title	Time Status	Retire Code	Barg Unit	Location	Salary Sched	Range / Step	Comp Months	Split / Count	Annual Salaries	COLA	Premium Pay	Annual Benefits	Total Costs	UGF Amount
04-7182	Accounting Tech II	FT	A	GP	Anchorage	200	14G	12.0		53,292	0	0	35,849	89,141	30,308
04-7183	Child Support Spec I	FT	A	GP	Anchorage	200	14A / B	12.0		44,501	0	0	32,792	77,293	26,280
04-7184	Child Support Spec I	FT	A	GP	Anchorage	200	14F / G	12.0		52,257	0	0	35,489	87,746	29,834
04-7185	Accounting Technician IV	FT	A	SS	Anchorage	99	18M / N	12.0		83,473	0	0	47,862	131,335	44,654
04-7186	Child Support Spec I	FT	A	GP	Anchorage	200	14K / L	12.0		58,177	0	0	37,548	95,725	32,547
04-7187	Child Support Spec II	FT	A	SS	Anchorage	600	16L	12.0		67,536	0	0	42,319	109,855	37,351
04-7188	Accounting Tech II	FT	A	GP	Anchorage	200	14G	12.0		53,292	0	0	35,849	89,141	30,308
04-7189	Accounting Tech II	FT	A	GP	Anchorage	200	14E / F	12.0		50,861	0	0	35,004	85,865	29,194
04-7192	Accounting Tech III	FT	A	GG	Anchorage	99	16M	12.0		70,743	0	0	41,919	112,662	38,305
04-7193	Accounting Tech I	FT	A	GP	Anchorage	200	12F / G	12.0		45,627	0	0	33,183	78,810	26,795
04-7194	Accounting Tech III	FT	A	GP	Anchorage	200	16J	12.0		63,960	0	0	39,560	103,520	35,197
04-7195	Office Assistant II	FT	A	GP	Anchorage	200	10C / D	12.0		36,810	0	0	30,117	66,927	22,755
04-7196	Child Support Spec I	FT	A	GP	Anchorage	200	14A / B	12.0		44,193	0	0	32,685	76,878	26,139
04-7197	Child Support Spec III	FT	A	SS	Anchorage	99	18P / Q	12.0		92,985	0	0	51,170	144,155	49,013
04-7199	Office Assistant II	FT	A	GP	Anchorage	200	10F / G	12.0		40,058	0	0	31,247	71,305	24,244
04-7200	Child Support Spec I	FT	A	GP	Anchorage	200	14F / G	12.0		52,671	0	0	35,633	88,304	30,023
04-7201	Child Support Spec II	FT	A	GP	Anchorage	200	16B / C	12.0		52,602	0	0	35,609	88,211	29,992
04-7202	Child Support Spec I	FT	A	GP	Anchorage	200	14A / B	12.0		44,501	0	0	32,792	77,293	26,280
04-7203	Office Assistant II	FT	A	GP	Anchorage	200	10K / L	12.0		45,025	0	0	32,974	77,999	26,520
04-7204	Child Support Spec I	FT	A	GP	Anchorage	200	14B / C	12.0		46,257	0	0	33,403	79,660	27,084
04-7205	Accounting Tech I	FT	A	GP	Anchorage	200	12D / E	12.0		41,979	0	0	31,915	73,894	25,124
04-7206	Child Support Spec I	FT	A	GP	Fairbanks	203	14L	12.0		60,960	0	0	38,516	99,476	33,822
04-7208	Child Support Spec I	FT	A	GP	Anchorage	99	14N / O	12.0		65,679	0	0	40,157	105,836	35,984
04-7209	Accounting Tech II	FT	A	GP	Anchorage	99	14M / N	12.0		63,302	0	0	39,331	102,633	34,895
04-7210	Child Support Spec I	FT	A	GP	Anchorage	99	14P / Q	12.0		70,046	0	0	41,676	111,722	37,986
04-7211	Child Support Spec I	FT	A	GP	Anchorage	200	14D / E	12.0		48,408	0	0	34,151	82,559	28,070
04-7212	Child Support Spec I	FT	A	GP	Anchorage	200	14G	12.0		53,292	0	0	35,849	89,141	30,308
04-7213	Child Support Spec I	FT	A	GP	Anchorage	200	14A / B	12.0		44,501	0	0	32,792	77,293	26,280
04-7214	Child Support Spec I	FT	A	GP	Anchorage	200	14D / E	12.0		48,408	0	0	34,151	82,559	28,070
04-7215	Child Support Spec I	FT	A	GP	Anchorage	200	14C / D	12.0		47,112	0	0	33,700	80,812	27,476
04-7216	Child Support Spec I	FT	A	GP	Anchorage	200	14B / C	12.0		46,320	0	0	33,424	79,744	27,113
04-7221	Child Support Spec I	FT	A	GP	Anchorage	200	14K / L	12.0		57,867	0	0	37,440	95,307	32,404
04-7222	Child Support Spec II	FT	A	SS	Anchorage	600	16J	12.0		63,348	0	0	40,863	104,211	35,432
04-7223	Child Support Spec I	FT	A	GP	Anchorage	200	14K	12.0		57,324	0	0	37,252	94,576	32,156
04-7224	Child Support Spec I	FT	A	GP	Anchorage	200	14D / E	12.0		48,120	0	0	34,050	82,170	27,938
04-7225	Accounting Tech III	FT	A	SS	Anchorage	200	16D / E	12.0		59,769	0	0	39,618	99,387	33,792
04-7226	Child Support Spec I	FT	A	GP	Anchorage	200	14A / B	12.0		44,501	0	0	32,792	77,293	26,280
04-7227	Office Assistant II	FT	A	GP	Anchorage	200	10D / E	12.0		37,480	0	0	30,350	67,830	23,062

Note: If a position is split, an asterisk (\*) will appear in the Split/Count column. If the split position is also counted in the component, two asterisks (\*\*) will appear in this column. [No valid job title] appearing in the Job Class Title indicates that the PCN has an invalid class code or invalid range for the class code effective date of this scenario.

**Personal Services Expenditure Detail**  
**Department of Revenue**

**Scenario:** FY2019 Governor (14641)  
**Component:** Child Support Services Division (111)  
**RDU:** Child Support Services (41)

PCN	Job Class Title	Time Status	Retire Code	Barg Unit	Location	Salary Sched	Range / Step	Comp Months	Split / Count	Annual Salaries	COLA	Premium Pay	Annual Benefits	Total Costs	UGF Amount
04-7228	Investigator III	FT	A	GP	Anchorage	99	18M / N	12.0		80,666	0	0	45,370	126,036	126,036
04-7229	Office Assistant II	FT	A	GP	Anchorage	200	10B / C	12.0		35,571	0	0	29,686	65,257	22,187
04-7230	Child Support Spec I	FT	A	GP	Anchorage	200	14F / G	12.0		52,119	0	0	35,441	87,560	29,770
04-7232	Child Support Spec I	FT	A	GG	Anchorage	99	14L / M	12.0		60,048	0	0	38,199	98,247	33,404
04-7233	Analyst/Programmer IV	FT	A	GG	Anchorage	99	20M / N	12.0		94,485	0	0	50,176	144,661	49,185
04-8048	Microfilm/Imaging Oper II	FT	A	GP	Anchorage	200	12D / E	12.0		42,840	0	0	32,214	75,054	25,518
													<b>Total Salary Costs:</b>	10,581,942	
													<b>Total COLA:</b>	0	
													<b>Total Premium Pay:</b>	0	
													<b>Total Benefits:</b>	7,126,155	
													<b>Total Pre-Vacancy:</b>	17,708,097	
													<b>Minus Vacancy Adjustment of 4.45%:</b>	(787,797)	
													<b>Total Post-Vacancy:</b>	16,920,300	
													<b>Plus Lump Sum Premium Pay:</b>	0	
													<b>Personal Services Line 100:</b>	16,920,300	

PCN Funding Sources:	Pre-Vacancy	Post-Vacancy	Percent
1002 Federal Receipts	11,517,331	11,004,948	65.04%
1003 General Fund Match	5,933,170	5,669,216	33.51%
1004 General Fund Receipts	257,596	246,136	1.45%
<b>Total PCN Funding:</b>	<b>17,708,097</b>	<b>16,920,300</b>	<b>100.00%</b>

Note: If a position is split, an asterisk (\*) will appear in the Split/Count column. If the split position is also counted in the component, two asterisks (\*\*) will appear in this column. [No valid job title] appearing in the Job Class Title indicates that the PCN has an invalid class code or invalid range for the class code effective date of this scenario.

**Line Item Detail (1676)**  
**Department of Revenue**  
**Travel**

**Component:** Child Support Services Division (111)

<b>Line Number</b>	<b>Line Name</b>		<b>FY2017 Actuals</b>	<b>FY2018 Management Plan</b>	<b>FY2019 Governor</b>
2000	Travel		4.8	38.4	38.4
<b>Object Class</b>	<b>Servicing Agency</b>	<b>Explanation</b>	<b>FY2017 Actuals</b>	<b>FY2018 Management Plan</b>	<b>FY2019 Governor</b>
<b>2000 Travel Detail Totals</b>			<b>4.8</b>	<b>38.4</b>	<b>38.4</b>
2000	In-State Employee Travel	Employee instate travel - airfare, lodging, surface transportation, reimbursable travel costs, and meal & incidentals	1.5	10.0	10.0
2001	In-State Non-Employee Travel	Non-Employee instate travel - airfare, lodging, surface transportation, reimbursable travel costs, and meal & incidentals	0.0	13.0	13.0
2002	Out of State Employee Travel	Employee out of state travel - airfare, lodging, surface transportation, reimbursable travel costs, and meal & incidentals	3.3	15.4	15.4

**Line Item Detail (1676)**  
**Department of Revenue**  
**Services**

**Component:** Child Support Services Division (111)

<b>Line Number</b>	<b>Line Name</b>		<b>FY2017 Actuals</b>	<b>FY2018 Management Plan</b>	<b>FY2019 Governor</b>
3000	Services		6,636.7	8,668.5	8,242.8
<b>Object Class</b>	<b>Servicing Agency</b>	<b>Explanation</b>	<b>FY2017 Actuals</b>	<b>FY2018 Management Plan</b>	<b>FY2019 Governor</b>
<b>3000 Services Detail Totals</b>			<b>6,636.7</b>	<b>8,668.5</b>	<b>8,242.8</b>
3000	Education Services	Training, conferences, memberships, and employee tuition	2.6	6.5	6.5
3001	Financial Services	Accounting, auditing, management/consulting services	145.3	155.8	145.0
3002	Legal and Judicial Services	Process service fees and other legal costs	166.5	210.0	210.0
3003	Information Technology	IT training, consulting, software licensing, software maintenance, and IT equipment leases	386.2	468.1	390.0
3004	Telecommunications	Local, long distance, cellular and telecommunications equipment charges; data/network; and television	32.3	35.5	35.5
3005	Health Services	Paternity genetic testing lab fees	55.0	55.0	55.0
3006	Delivery Services	Delivery and courier services	300.4	630.0	300.0
3007	Advertising and Promotions	Advertising of legal notices for regulations and public hearings	0.0	4.0	4.0
3008	Utilities	Disposal of records and confidential material	0.2	0.0	0.0
3009	Structure/Infrastructure/Land	Repairs/maintenance of structures or infrastructure	25.5	145.0	138.2
3010	Equipment/Machinery	Repairs, maintenance, rentals and/or leases of office furniture and equipment	129.5	136.0	136.0
3011	Other Services	Professional management and	23.6	105.0	105.0

**Line Item Detail (1676)**  
**Department of Revenue**  
**Services**

**Component:** Child Support Services Division (111)

Object Class	Servicing Agency	Explanation	FY2017 Actuals	FY2018 Management Plan	FY2019 Governor
<b>3000 Services Detail Totals</b>			<b>6,636.7</b>	<b>8,668.5</b>	<b>8,242.8</b>
		consulting services; printing and copying services; and State Travel Office fees			
3017	Inter-Agency Information Technology Non-Telecommunications	Admin - Department-wide ETS chargeback for computer services (including EPR and MICS charges for mainframe usage)	1,838.7	2,200.0	2,200.0
3018	Inter-Agency Information Technology Telecommunications	Admin - Department-wide ETS chargeback for telecommunications EPR, phone lines and service requests	354.2	350.0	350.0
3021	Inter-Agency Mail	Admin - Department-wide Central mailroom services including pickup and delivery of U.S. mail, postage, mailing of state warrants	0.7	4.0	4.0
3022	Inter-Agency Human Resources	Admin - Department-wide Human resource and payroll services provided by the Division of Personnel	140.0	150.0	150.0
3023	Inter-Agency Building Leases	Admin - Department-wide Cost of space in state-owned facilities	871.5	1,000.0	1,000.0
3024	Inter-Agency Legal	Law - Department-wide Legal services provided by the Department of Law	1,165.8	1,388.9	1,388.9
3026	Inter-Agency Insurance	Admin - Department-wide Risk Management	5.0	5.0	5.0
3027	Inter-Agency Financial	Admin - Department-wide Division of Finance IRIS and AKPAY	12.2	12.0	12.0
3028	Inter-Agency Americans with Disabilities Act Compliance	Admin - Department-wide ADA compliance	0.4	0.9	0.9
3029	Inter-Agency Education/Training	Admin - Department-wide Training provided by state agencies – Division of General Services and Division of Finance training for procurement and ALDER reporting	0.7	0.5	0.5
3030	Inter-Agency Hearing/Mediation	Admin - Department-wide Hearing officer services provided by Office of Administrative Hearing	155.0	250.0	250.0
3037	State Equipment Fleet	Trans - Department-wide State equipment fleet, fuel and fixed costs services	1.0	1.5	1.5

**Line Item Detail (1676)**  
**Department of Revenue**  
**Services**

**Component:** Child Support Services Division (111)

Object Class		Servicing Agency	Explanation	FY2017 Actuals	FY2018 Management Plan	FY2019 Governor
<b>3000 Services Detail Totals</b>				<b>6,636.7</b>	<b>8,668.5</b>	<b>8,242.8</b>
3038	Inter-Agency Management/Consulting	Courts - Department-wide	RSA with AK Court System - Cooperative agreement designed to compensate ACS for qualified IV-D services currently provided by the court system	750.0	900.0	900.0
3038	Inter-Agency Management/Consulting	Rev - Criminal Investigations Unit (2993)	Investigative services provided by Criminal Investigations Unit	74.4	113.5	113.5
3038	Inter-Agency Management/Consulting	Admin - Department-wide	Department of Administration for Centralized Office of Information Technology Implementation	0.0	341.3	341.3



**Line Item Detail (1676)**  
**Department of Revenue**  
**Commodities**

**Component:** Child Support Services Division (111)

<b>Line Number</b>	<b>Line Name</b>		<b>FY2017 Actuals</b>	<b>FY2018 Management Plan</b>	<b>FY2019 Governor</b>
4000	Commodities		157.0	201.1	201.1
<b>Object Class</b>	<b>Servicing Agency</b>	<b>Explanation</b>	<b>FY2017 Actuals</b>	<b>FY2018 Management Plan</b>	<b>FY2019 Governor</b>
<b>4000 Commodities Detail Totals</b>			<b>157.0</b>	<b>201.1</b>	<b>201.1</b>
4000	Business	Business supplies including book and educational equipment and furniture; office supplies; desktop computers, printers and IT equipment less than \$5,000 per item; and subscriptions including electronic access to information	156.8	200.9	200.9
4002	Household/Institutional	Institutional supplies	0.2	0.2	0.2

**Line Item Detail (1676)**  
**Department of Revenue**  
**Capital Outlay**

**Component:** Child Support Services Division (111)

<b>Line Number</b>	<b>Line Name</b>		<b>FY2017 Actuals</b>	<b>FY2018 Management Plan</b>	<b>FY2019 Governor</b>
5000	Capital Outlay		0.0	25.8	25.8
<b>Object Class</b>	<b>Servicing Agency</b>	<b>Explanation</b>	<b>FY2017 Actuals</b>	<b>FY2018 Management Plan</b>	<b>FY2019 Governor</b>
<b>5000 Capital Outlay Detail Totals</b>			<b>0.0</b>	<b>25.8</b>	<b>25.8</b>
5004	Equipment	IT Equipment > \$5,000: servers and other network equipment, firewall and remote access equipment, tape backup devices and general office equipment/furniture > \$5,000	0.0	25.8	25.8

**Revenue Detail (1681)**  
**Department of Revenue**

**Component:** Child Support Services Division (111)

Revenue Type (OMB Fund Code) Revenue Source	Component	Comment	FY2017 Actuals	FY2018 Management Plan	FY2019 Governor
<b>5002 Fed Rcpts (1002 Fed Rcpts)</b>			<b>14,286.4</b>	<b>16,111.8</b>	<b>15,883.6</b>
5005 Federal Health and Human Services - AFDC Grants		Federal receipts from the Office of Child Support Enforcement for program expenditures under CFDA 93.563.  The federal participation rate on the majority of CSSD expenditures is 66%. Federal receipts from the Office of Child Support Enforcement for program expenditures under CFDA 93.563.  The federal participation rate on the majority of CSSD expenditures is 66%.	14,286.4	16,111.8	15,883.6
<b>5005 GF/Prgm (1005 GF/Prgm)</b>			<b>34.8</b>	<b>50.0</b>	<b>50.0</b>
5104 Program Receipts Charges for Services - 3rd Party Collectns		Program receipts are collected as cost recovery for paternity testing administered by the Child Support Services Division, as required under AS 25.27.040 and 25.27.165, and as collected under AS 25.20.050(f). Program receipts are collected as cost recovery for paternity testing administered by the Child Support Services Division, as required under AS 25.27.040 and 25.27.165, and as collected under AS 25.20.050(f).	34.8	50.0	50.0
<b>5016 Fed Incent (1016 Fed Incent)</b>			<b>1,600.0</b>	<b>1,800.0</b>	<b>1,800.0</b>
5089 CSSD Federal Incentive Payments - Federal Grants		Incentive payments are received from the federal government based on Alaska's efficiency in the areas	1,600.0	1,800.0	1,800.0

**Revenue Detail (1681)**  
**Department of Revenue**

**Component:** Child Support Services Division (111)

Revenue Type (OMB Fund Code) Revenue Source	Component	Comment	FY2017 Actuals	FY2018 Management Plan	FY2019 Governor
		of paternity establishment, order establishment, ongoing and arrearage collection rates, and cost effectiveness, relative to the performance of other states. Incentive payments are received from the federal government based on Alaska's efficiency in the areas of paternity establishment, order establishment, ongoing and arrearage collection rates, and cost effectiveness, relative to the performance of other states.			
<b>6004 Gen Fund (1004 Gen Fund)</b>			<b>3,828.4</b>	<b>0.0</b>	<b>0.0</b>
6003 General Fund Pblc Prtctn - Miscellaneous Fines/Forfeitures			3,756.8	0.0	0.0
6011 General Fund Gnrl Gov - Chrgs for Svcs Misc Receipts		Indirect cost recovery receipts are received from the federal Child Support Enforcement Program and are allocated to agencies that incur overhead costs in support of CSSD. Indirect cost recovery receipts are received from the federal Child Support Enforcement Program and are allocated to agencies that incur overhead costs in support of CSSD.	65.1	0.0	0.0
6036 General Fund - Other Interest Earned			2.8	0.0	0.0
6046 General Fund - Prior Year Reimbursement Recovery			3.7	0.0	0.0

**Inter-Agency Services (1682)**  
**Department of Revenue**

**Component:** Child Support Services Division (111)

				FY2017 Actuals	FY2018 Management Plan	FY2019 Governor
<b>Component Totals</b>				<b>5,369.6</b>	<b>6,717.6</b>	<b>6,717.6</b>
With Department of Administration				3,378.4	4,313.7	4,313.7
With Department of Law				1,165.8	1,388.9	1,388.9
With Department of Transportation/Public Facilities				1.0	1.5	1.5
With Judiciary				750.0	900.0	900.0
With Department of Revenue				74.4	113.5	113.5
<b>Object Class</b>	<b>Servicing Agency</b>	<b>Explanation</b>		FY2017 Actuals	FY2018 Management Plan	FY2019 Governor
3017	Inter-Agency Information Technology Non-Telecommunications	Admin - Department-wide	ETS chargeback for computer services (including EPR and MICS charges for mainframe usage)	1,838.7	2,200.0	2,200.0
3018	Inter-Agency Information Technology Telecommunications	Admin - Department-wide	ETS chargeback for telecommunications EPR, phone lines and service requests	354.2	350.0	350.0
3021	Inter-Agency Mail	Admin - Department-wide	Central mailroom services including pickup and delivery of U.S. mail, postage, mailing of state warrants	0.7	4.0	4.0
3022	Inter-Agency Human Resources	Admin - Department-wide	Human resource and payroll services provided by the Division of Personnel	140.0	150.0	150.0
3023	Inter-Agency Building Leases	Admin - Department-wide	Cost of space in state-owned facilities	871.5	1,000.0	1,000.0
3024	Inter-Agency Legal	Law - Department-wide	Legal services provided by the Department of Law	1,165.8	1,388.9	1,388.9
3026	Inter-Agency Insurance	Admin - Department-wide	Risk Management	5.0	5.0	5.0
3027	Inter-Agency Financial	Admin - Department-wide	Division of Finance IRIS and AKPAY	12.2	12.0	12.0
3028	Inter-Agency Americans with Disabilities Act Compliance	Admin - Department-wide	ADA compliance	0.4	0.9	0.9
3029	Inter-Agency Education/Training	Admin - Department-wide	Training provided by state agencies – Division of General Services and Division of Finance training for procurement and ALDER reporting	0.7	0.5	0.5

**Inter-Agency Services (1682)**  
**Department of Revenue**

**Component:** Child Support Services Division (111)

<b>Object Class</b>	<b>Servicing Agency</b>	<b>Explanation</b>	<b>FY2017 Actuals</b>	<b>FY2018 Management Plan</b>	<b>FY2019 Governor</b>
3030 Inter-Agency Hearing/Mediation	Admin - Department-wide	Hearing officer services provided by Office of Administrative Hearing	155.0	250.0	250.0
3037 State Equipment Fleet	Trans - Department-wide	State equipment fleet, fuel and fixed costs services	1.0	1.5	1.5
3038 Inter-Agency Management/Consulting	Courts - Department-wide	RSA with AK Court System - Cooperative agreement designed to compensate ACS for qualified IV-D services currently provided by the court system	750.0	900.0	900.0
3038 Inter-Agency Management/Consulting	Rev - Criminal Investigations Unit (2993)	Investigative services provided by Criminal Investigations Unit	74.4	113.5	113.5
3038 Inter-Agency Management/Consulting	Admin - Department-wide	Department of Administration for Centralized Office of Information Technology Implementation	0.0	341.3	341.3

**Administration and Support Results Delivery Unit**

**Contribution to Department's Mission**

The mission of the Department of Revenue is to collect, distribute and invest funds for public purposes.

**Major RDU Accomplishments in 2017**

Please see component narratives.

**Key RDU Challenges**

Please see component narratives.

**Significant Changes in Results to be Delivered in FY2019**

Please see component narratives.

**Contact Information**

**Contact:** Dan DeBartolo, Director, Administrative Services  
**Phone:** (907) 465-2312  
**Fax:** (907) 465-1685  
**E-mail:** daniel.debartolo@alaska.gov

**Administration and Support  
RDU Financial Summary by Component**

*All dollars shown in thousands*

	FY2017 Actuals				FY2018 Management Plan				FY2019 Governor			
	UGF+DGF Funds	Other Funds	Federal Funds	Total Funds	UGF+DGF Funds	Other Funds	Federal Funds	Total Funds	UGF+DGF Funds	Other Funds	Federal Funds	Total Funds
<b>Formula Expenditures</b> None.												
<b>Non-Formula Expenditures</b>												
Commissioner's Office	134.5	306.1	439.6	880.2	134.7	193.2	589.3	917.2	134.7	193.6	589.3	917.6
Administrative Services	515.9	1,563.0	603.3	2,682.2	518.4	1,445.9	786.2	2,750.5	519.1	1,447.2	787.2	2,753.5
Natural Gas Commercialization	0.0	463.9	0.0	463.9	0.0	0.0	0.0	0.0	0.0	0.0	0.0	0.0
Criminal Investigations Unit	0.0	296.8	0.0	296.8	0.0	0.0	0.0	0.0	0.0	406.9	0.0	406.9
<b>Totals</b>	<b>650.4</b>	<b>2,629.8</b>	<b>1,042.9</b>	<b>4,323.1</b>	<b>653.1</b>	<b>1,639.1</b>	<b>1,375.5</b>	<b>3,667.7</b>	<b>653.8</b>	<b>2,047.7</b>	<b>1,376.5</b>	<b>4,078.0</b>



**Administration and Support**  
**Summary of RDU Budget Changes by Component**  
**From FY2018 Management Plan to FY2019 Governor**

*All dollars shown in thousands*

	<u>Unrestricted Gen (UGF)</u>	<u>Designated Gen (DGF)</u>	<u>Other Funds</u>	<u>Federal Funds</u>	<u>Total Funds</u>
<b>FY2018 Management Plan</b>	<b>653.1</b>	<b>0.0</b>	<b>1,639.1</b>	<b>1,375.5</b>	<b>3,667.7</b>
<b>Adjustments which continue current level of service:</b>					
-Commissioner's Office	0.0	0.0	0.4	0.0	0.4
-Administrative Services	0.7	0.0	1.3	1.0	3.0
<b>Proposed budget increases:</b>					
-Criminal Investigations Unit	0.0	0.0	406.9	0.0	406.9
<b>FY2019 Governor</b>	<b>653.8</b>	<b>0.0</b>	<b>2,047.7</b>	<b>1,376.5</b>	<b>4,078.0</b>

**Component: Commissioner's Office****Contribution to Department's Mission**

The mission of the Department of Revenue is to collect, distribute and invest funds for public purposes.

**Major Component Accomplishments in 2017**

Please see department accomplishments.

**Key Component Challenges**

- To provide key decision makers with the information necessary to adopt a fiscal plan to insure that the State of Alaska has the financial resources necessary to provide constitutionally required public services in an era of volatile oil prices and declining production.
- Estimating oil and gas revenues in light of the highly volatile oil and gas market coupled with uncertainties in the U.S. and global economies.
- Continuing to contribute in efforts to start large-scale natural gas development in-state and commercialization of North Slope natural gas reserves.
- Maintaining the State of Alaska's credit ratings. Regular communication of state current events and fiscal plans to the rating analysts as well as ensuring analysts' concerns are relayed to state leadership, are key to meeting this challenge. As of November, 2017 Fitch and S&P rated Alaska as AA and Moody's at Aa3, after downgrades throughout the calendar year.
- Responding to rapid changes and uncertainty in the banking industry, including regulatory issues and reserve requirements
- State assets managed by Treasury staff, including the GeFONSI and the Constitutional Budget Reserve Fund, totaled \$11.1 billion at June 30, 2017; bringing total assets managed by Treasury to \$42 billion. Market volatility, increasingly complex and growing investment mandates and lagging growth in the number of Treasury staff continue to provide investment challenges.
- To use technology improvements to process approximately 650,000 Permanent Fund Dividend applications and another 1.5 million supporting documents annually and within a limited budget. The increase in applications and public contact will prove to be a key challenge in communication costs, resource allocation, and timely payment.
- Meeting stringent federal requirements for data reliability that must be met to achieve the highest possible incentive revenue and avoid possible penalties to the Department of Revenue and the Department of Health and Social Services, Division of Public Assistance.

**Significant Changes in Results to be Delivered in FY2019**

Please see department changes in results.

**Statutory and Regulatory Authority**

AS 09.25.100

Public Records

AS 09.50	Code of Civil Procedure
AS 10.25.570	Electric and Telephone Cooperative Act
AS 14.25.180	Teachers' Retirement - Management and Investment of Fund
AS 16.10.265	Purchase of Fish from Permit Holders
AS 16.10.290	Security for Collection of Wages and Payment for Raw Fish
AS.18.26	Alaska Medical Facility Authority
AS 18.56	Alaska Housing Finance Corporation
AS 25.25	Uniform Interstate Family Support Act
AS 25.27	Child Support Service Agency
AS 34.45	Unclaimed Property
AS 37.05	Fiscal Procedures Act
AS 37.07	Executive Budget Act
AS 37.10	Public Funds
AS 37.13	Alaska Permanent Fund and Corporation
AS 37.14	Trust Funds
AS 37.15	State Bonding Act
AS 38.05.036	Audit of Royalty and Net Profit Payments and Costs
AS 39.35.110	Public Employees Retirement System of Alaska - Investments
AS 43	Revenue and Taxation
AS 44.25	Department of Revenue
AS 44.83.386	Alaska Energy Authority - Investment of Fund
AS 44.85	Alaska Municipal Bond Bank Authority
AS 45.98.050	Historical District Loan Act - Sale or Transfer of Mortgages and Notes

**Contact Information**

**Contact:** Dan DeBartolo, Director, Administrative Services  
**Phone:** (907) 465-2312  
**Fax:** (907) 465-1685  
**E-mail:** daniel.debartolo@alaska.gov

Commissioner's Office Personal Services Information				
Authorized Positions			Personal Services Costs	
	<u>FY2018</u> <u>Management</u> <u>Plan</u>	<u>FY2019</u> <u>Governor</u>		
Full-time	4	3	Annual Salaries	287,387
Part-time	0	0	Premium Pay	0
Nonpermanent	0	0	Annual Benefits	155,249
			<i>Less 1.94% Vacancy Factor</i>	(8,568)
			Lump Sum Premium Pay	432
<b>Totals</b>	<b>4</b>	<b>3</b>	<b>Total Personal Services</b>	<b>434,500</b>

Position Classification Summary					
Job Class Title	Anchorage	Fairbanks	Juneau	Others	Total
Commissioner	1	0	0	0	1
Executive Secretary III	1	0	0	0	1
Spec Asst To The Comm II	0	0	1	0	1
<b>Totals</b>	<b>2</b>	<b>0</b>	<b>1</b>	<b>0</b>	<b>3</b>

**Component Detail All Funds**  
**Department of Revenue**

**Component:** Commissioner's Office (123)  
**RDU:** Administration and Support (50)

Non-Formula Component

	FY2017 Actuals	FY2018 Conference Committee	FY2018 Authorized	FY2018 Management Plan	FY2019 Governor	FY2018 Management Plan vs FY2019 Governor	
71000 Personal Services	571.7	459.6	459.6	459.6	434.5	-25.1	-5.5%
72000 Travel	30.1	38.5	38.5	38.5	38.5	0.0	0.0%
73000 Services	273.8	390.2	390.2	390.2	415.7	25.5	6.5%
74000 Commodities	4.6	28.9	28.9	28.9	28.9	0.0	0.0%
75000 Capital Outlay	0.0	0.0	0.0	0.0	0.0	0.0	0.0%
77000 Grants, Benefits	0.0	0.0	0.0	0.0	0.0	0.0	0.0%
78000 Miscellaneous	0.0	0.0	0.0	0.0	0.0	0.0	0.0%
<b>Totals</b>	<b>880.2</b>	<b>917.2</b>	<b>917.2</b>	<b>917.2</b>	<b>917.6</b>	<b>0.4</b>	<b>0.0%</b>
<b>Fund Sources:</b>							
1004Gen Fund (UGF)	134.5	134.7	134.7	134.7	134.7	0.0	0.0%
1007I/A Rcpts (Other)	306.1	193.2	193.2	193.2	193.6	0.4	0.2%
1133CSSD Reimb (Fed)	439.6	589.3	589.3	589.3	589.3	0.0	0.0%
<b>Unrestricted General (UGF)</b>	<b>134.5</b>	<b>134.7</b>	<b>134.7</b>	<b>134.7</b>	<b>134.7</b>	<b>0.0</b>	<b>0.0%</b>
<b>Designated General (DGF)</b>	<b>0.0</b>	<b>0.0</b>	<b>0.0</b>	<b>0.0</b>	<b>0.0</b>	<b>0.0</b>	<b>0.0%</b>
<b>Other Funds</b>	<b>306.1</b>	<b>193.2</b>	<b>193.2</b>	<b>193.2</b>	<b>193.6</b>	<b>0.4</b>	<b>0.2%</b>
<b>Federal Funds</b>	<b>439.6</b>	<b>589.3</b>	<b>589.3</b>	<b>589.3</b>	<b>589.3</b>	<b>0.0</b>	<b>0.0%</b>
<b>Positions:</b>							
Permanent Full Time	3	3	3	4	3	-1	-25.0%
Permanent Part Time	0	0	0	0	0	0	0.0%
Non Permanent	0	0	0	0	0	0	0.0%

**Change Record Detail - Multiple Scenarios with Descriptions**  
**Department of Revenue**

**Component:** Commissioner's Office (123)  
**RDU:** Administration and Support (50)

Scenario/Change Record Title	Trans Type	Totals	Personal Services	Travel	Services	Commodities	Capital Outlay	Grants, Benefits	Miscellaneous	Positions		NP
										PFT	PPT	
***** Changes From FY2018 Conference Committee To FY2018 Authorized *****												
<b>FY2018 Conference Committee</b>												
ConfCom		917.2	459.6	38.5	390.2	28.9	0.0	0.0	0.0	3	0	0
1004 Gen Fund		134.7										
1007 I/A Rcpts		193.2										
1133 CSSD Reimb		589.3										
<b>Subtotal</b>		<b>917.2</b>	<b>459.6</b>	<b>38.5</b>	<b>390.2</b>	<b>28.9</b>	<b>0.0</b>	<b>0.0</b>	<b>0.0</b>	<b>3</b>	<b>0</b>	<b>0</b>
***** Changes From FY2018 Authorized To FY2018 Management Plan *****												
<b>Transfer Investigations Manager to Commissioners Office</b>												
Atrin		0.0	0.0	0.0	0.0	0.0	0.0	0.0	0.0	1	0	0
Criminal Investigations Unit (CIU) Investigators will be transferred back into the Department of Revenue from the Department of Public Safety as they will not be commissioned as Peace Officers.												
In FY2018 this position will be located in the Commissioners Office Component.												
Nine CIU positions are being transferred back into the Department of Revenue:												
PFD Division:												
Full-time Investigator III (04-6095), range 18, located in Juneau												
Full-time Investigator III (04-6101), range 18, located in Anchorage												
Child Support Services Division:												
Full-time Investigator IV (04-7058), range 20, located in Anchorage												
Full-time Investigator III (04-7228), range 18, located in Anchorage												
Tax Division:												
Full-time Investigator IV (08-2077), range 20, located in Anchorage												
Full-time Investigator III (08-2078), range 18, located in Anchorage												
Full-time Investigator III (04-3249), range 18, located in Anchorage												
Full-time Investigator III (04-3256), range 18, located in Anchorage												
Criminal Investigations Unit located in the Commissioner's Office:												
Full-time Dept Investigations Manager (04-0022), range 22, located in Anchorage												
<b>Subtotal</b>		<b>917.2</b>	<b>459.6</b>	<b>38.5</b>	<b>390.2</b>	<b>28.9</b>	<b>0.0</b>	<b>0.0</b>	<b>0.0</b>	<b>4</b>	<b>0</b>	<b>0</b>
***** Changes From FY2018 Management Plan To FY2019 Governor *****												

**Change Record Detail - Multiple Scenarios with Descriptions**  
**Department of Revenue**

**Component:** Commissioner's Office (123)  
**RDU:** Administration and Support (50)

Scenario/Change Record Title	Trans Type	Totals	Personal Services	Travel	Services	Commodities	Capital Outlay	Grants, Benefits	Miscellaneous	Positions		NP
										PFT	PPT	
<b>FY2019 Salary and Health Insurance Increases</b>												
1007 I/A Rcpts	SalAdj	0.4	0.4	0.0	0.0	0.0	0.0	0.0	0.0	0	0	0
Salary and Health Insurance Increases: \$0.4												
Calculate FY2019 increase to GGU Health Insurance from \$1389 to \$1432 per member per month.												
<b>Transfer Vacant Accounting Tech (04-2096) to Office of the Commissioner from Tax</b>												
	Trin	0.0	0.0	0.0	0.0	0.0	0.0	0.0	0.0	1	0	0
In FY2018 a vacant Accounting Tech II position located in Anchorage was transferred from the Tax Division into Office of the Commissioner. This position was deleted and an Executive Secretary III position was created.												
Position transferred and deleted: Full-time Accounting tech II (04-2096), range 14, located in Anchorage												
<b>Transfer Positions to Reestablish Criminal Investigations Unit</b>												
	Trout	0.0	0.0	0.0	0.0	0.0	0.0	0.0	0.0	-2	0	0
In FY2018 Governor, Department of Revenue (DOR) requested the transfer of the Criminal Investigations Unit (CIU) in its entirety to the Department of Public Safety (DPS). CIU did not transfer to DPS and positions were returned to the Commissioner's Office during FY2018 Management Plan and need to be transferred into CIU.												
Full-time Administrative Assistant II (04-7190), range 14, located in Anchorage Full-time Investigator V (04-0022), range 21, located in Anchorage												
<b>Align Authority to Continue Existing Service Levels</b>												
	LIT	0.0	-25.5	0.0	25.5	0.0	0.0	0.0	0.0	0	0	0
Align authority to continue existing service levels.												
<b>Totals</b>		<b>917.6</b>	<b>434.5</b>	<b>38.5</b>	<b>415.7</b>	<b>28.9</b>	<b>0.0</b>	<b>0.0</b>	<b>0.0</b>	<b>3</b>	<b>0</b>	<b>0</b>

**Personal Services Expenditure Detail**  
**Department of Revenue**

**Scenario:** FY2019 Governor (14641)  
**Component:** Commissioner's Office (123)  
**RDU:** Administration and Support (50)

PCN	Job Class Title	Time Status	Retire Code	Barg Unit	Location	Salary Sched	Range / Step	Comp Months	Split / Count	Annual Salaries	COLA	Premium Pay	Annual Benefits	Total Costs	UGF Amount
04-#016	Executive Secretary III	FT	A	XE	Anchorage	N00	16B / C	12.0		54,712	0	0	37,715	92,427	18,236
04-0001	Commissioner	FT	A	XE	Anchorage	N00	0	12.0		141,156	0	0	67,017	208,173	42,571
04-0003	Spec Asst To The Comm II	FT	A	XE	Juneau	N05	23B / C	12.0		91,519	0	0	50,517	142,036	28,024
04-2096	Accounting Tech II	FT	A	GP	Juneau	205	14A / B	12.0		0	0	0	0	0	0
													<b>Total Salary Costs:</b>	287,387	
													<b>Total COLA:</b>	0	
													<b>Total Premium Pay::</b>	0	
													<b>Total Benefits:</b>	155,249	
													<b>Total Pre-Vacancy:</b>	442,636	
													<b>Minus Vacancy Adjustment of 1.94%:</b>	(8,568)	
													<b>Total Post-Vacancy:</b>	434,068	
													<b>Plus Lump Sum Premium Pay:</b>	432	
													<b>Personal Services Line 100:</b>	434,500	

<b>PCN Funding Sources:</b>	<b>Pre-Vacancy</b>	<b>Post-Vacancy</b>	<b>Percent</b>
1004 General Fund Receipts	88,831	87,111	20.07%
1007 Interagency Receipts	117,172	114,904	26.47%
1133 CSSD Administrative Cost Reimbursement	236,633	232,053	53.46%
<b>Total PCN Funding:</b>	<b>442,636</b>	<b>434,068</b>	<b>100.00%</b>

<b>Lump Sum Funding Sources:</b>	<b>Amount</b>	<b>Percent</b>
1133 General Fund Receipts	432	100.00%
<b>Total Lump Sum Funding:</b>	<b>432</b>	<b>100.00%</b>

Note: If a position is split, an asterisk (\*) will appear in the Split/Count column. If the split position is also counted in the component, two asterisks (\*\*) will appear in this column. [No valid job title] appearing in the Job Class Title indicates that the PCN has an invalid class code or invalid range for the class code effective date of this scenario.



**Line Item Detail (1676)**  
**Department of Revenue**  
**Travel**

**Component:** Commissioner's Office (123)

<b>Line Number</b>	<b>Line Name</b>		<b>FY2017 Actuals</b>	<b>FY2018 Management Plan</b>	<b>FY2019 Governor</b>
2000	Travel		30.1	38.5	38.5
<b>Object Class</b>	<b>Servicing Agency</b>	<b>Explanation</b>	<b>FY2017 Actuals</b>	<b>FY2018 Management Plan</b>	<b>FY2019 Governor</b>
<b>2000 Travel Detail Totals</b>			<b>30.1</b>	<b>38.5</b>	<b>38.5</b>
2000	In-State Employee Travel	Employee instate travel - airfare, lodging, surface transportation, reimbursable travel costs, and meal & incidentals	21.6	26.5	26.5
2001	In-State Non-Employee Travel	Non-Employee instate travel - airfare, lodging, surface transportation, reimbursable travel costs, and meal & incidentals	0.0	4.0	4.0
2002	Out of State Employee Travel	Employee out of state travel - airfare, lodging, surface transportation, reimbursable travel costs, and meal & incidentals	8.4	8.0	8.0
2006	Other Travel Costs	Cash Advance	0.1	0.0	0.0

**Line Item Detail (1676)**  
**Department of Revenue**  
**Services**

**Component:** Commissioner's Office (123)

<b>Line Number</b>	<b>Line Name</b>		<b>FY2017 Actuals</b>	<b>FY2018 Management Plan</b>	<b>FY2019 Governor</b>
3000	Services		273.8	390.2	415.7
<b>Object Class</b>	<b>Servicing Agency</b>	<b>Explanation</b>	<b>FY2017 Actuals</b>	<b>FY2018 Management Plan</b>	<b>FY2019 Governor</b>
<b>3000 Services Detail Totals</b>			<b>273.8</b>	<b>503.7</b>	<b>415.7</b>
3000	Education Services	Training, conferences, memberships, and employee tuition	0.7	0.5	0.5
3001	Financial Services	Accounting, auditing, management/consulting services	70.0	196.0	140.1
3002	Legal and Judicial Services	Transcription services	0.8	5.0	5.0
3003	Information Technology	IT training, consulting, software licensing, software maintenance, and IT equipment leases	5.4	5.0	3.0
3004	Telecommunications	Local, long distance, cellular and telecommunications equipment charges; data/network; and television	8.2	7.0	5.0
3008	Utilities	Disposal of records and confidential material	0.1	0.1	0.1
3009	Structure/Infrastructure/Land	Repairs/maintenance of structures or infrastructure	0.4	1.5	1.5
3010	Equipment/Machinery	Repairs, maintenance, rentals and/or leases of office furniture and equipment	15.6	15.6	12.1
3011	Other Services	Professional management and consulting services; printing and copying services; and State Travel Office fees	1.0	1.2	1.2
3017	Inter-Agency Information Technology Non-Telecommunications	ETS chargeback for computer services (including EPR and MICS charges for mainframe usage)	2.4	3.0	3.0

**Line Item Detail (1676)**  
**Department of Revenue**  
**Services**

**Component:** Commissioner's Office (123)

Object Class		Servicing Agency	Explanation	FY2017 Actuals	FY2018 Management Plan	FY2019 Governor
<b>3000 Services Detail Totals</b>				<b>273.8</b>	<b>503.7</b>	<b>415.7</b>
3018	Inter-Agency Information Technology Telecommunications		ETS chargeback for telecommunications EPR, phone lines and service requests	16.7	17.0	17.0
3020	Inter-Agency Building Maintenance	Admin - Department-wide	Building maintenance performed by Division of General Services	2.0	2.0	2.0
3021	Inter-Agency Mail	Admin - Department-wide	Central mailroom services including pickup and delivery of U.S. mail, postage, mailing of state warrants	1.4	1.3	1.5
3022	Inter-Agency Human Resources	Admin - Department-wide	Human resource and payroll services provided by the Division of Personnel	3.1	1.4	1.6
3023	Inter-Agency Building Leases	Admin - Department-wide	Cost of space in state-owned facilities	57.7	65.0	73.0
3024	Inter-Agency Legal	Law - Department-wide	Regulations review, other legal opinions and review	10.6	50.0	17.0
3025	Inter-Agency Auditing	Admin - Department-wide	State Audit	25.5	25.5	25.5
3026	Inter-Agency Insurance	Admin - Department-wide	Risk Management	0.1	0.1	0.1
3027	Inter-Agency Financial	Admin - Department-wide	Division of Finance IRIS and AKPAY	0.6	1.0	1.0
3030	Inter-Agency Hearing/Mediation	Admin - Department-wide	Hearing officer services provided by Office of Administrative Hearing	11.1	55.0	55.0
3036	Inter-Agency Safety	Admin - Department-wide	Parking enforcement at State Office Building located in Juneau	0.2	0.5	0.5
3038	Inter-Agency Management/Consulting	Admin - Department-wide	Consulting RSAs	40.2	50.0	50.0

**Line Item Detail (1676)**  
**Department of Revenue**  
**Commodities**

**Component:** Commissioner's Office (123)

<b>Line Number</b>	<b>Line Name</b>		<b>FY2017 Actuals</b>	<b>FY2018 Management Plan</b>	<b>FY2019 Governor</b>
4000	Commodities		4.6	28.9	28.9
<b>Object Class</b>	<b>Servicing Agency</b>	<b>Explanation</b>	<b>FY2017 Actuals</b>	<b>FY2018 Management Plan</b>	<b>FY2019 Governor</b>
<b>4000 Commodities Detail Totals</b>			<b>4.6</b>	<b>28.9</b>	<b>28.9</b>
4000	Business	Business supplies including book and educational equipment and furniture; office supplies; desktop computers, printers and IT equipment less than \$5,000 per item; and subscriptions including electronic access to information	4.6	28.9	28.9

**Revenue Detail (1681)**  
**Department of Revenue**

**Component:** Commissioner's Office (123)

Revenue Type (OMB Fund Code) Revenue Source	Component	Comment	FY2017 Actuals	FY2018 Management Plan	FY2019 Governor
<b>5007 I/A Rcpts (1007 I/A Rcpts)</b>			<b>306.1</b>	<b>193.2</b>	<b>193.6</b>
5301 Inter-Agency Receipts		Support services provided by the Commissioner's Office are billed through the department's internal administrative cost allocation plan.	306.1	193.2	193.6
<b>5133 CSSD Reimb (1133 CSSD Reimb)</b>			<b>439.6</b>	<b>589.3</b>	<b>589.3</b>
5081 CSSD Admin Cost Reimb (Indirect) Federal Grants/Contracts		Indirect cost recovery receipts are received from the federal Child Support Enforcement Program and are allocated to agencies that incur overhead costs in support of CSSD.	439.6	589.3	589.3
<b>6004 Gen Fund (1004 Gen Fund)</b>			<b>15.8</b>	<b>0.0</b>	<b>0.0</b>
6047 General Fund - Miscellaneous			15.8	0.0	0.0

**Inter-Agency Services (1682)**  
**Department of Revenue**

**Component:** Commissioner's Office (123)

				FY2017 Actuals	FY2018 Management Plan	FY2019 Governor
<b>Component Totals</b>				<b>152.5</b>	<b>251.8</b>	<b>227.2</b>
With Department of Administration				141.9	201.8	210.2
With Department of Law				10.6	50.0	17.0
<b>Object Class</b>	<b>Servicing Agency</b>	<b>Explanation</b>	<b>FY2017 Actuals</b>	<b>FY2018 Management Plan</b>	<b>FY2019 Governor</b>	
3020	Inter-Agency Building Maintenance	Admin - Department-wide	Building maintenance performed by Division of General Services	2.0	2.0	2.0
3021	Inter-Agency Mail	Admin - Department-wide	Central mailroom services including pickup and delivery of U.S. mail, postage, mailing of state warrants	1.4	1.3	1.5
3022	Inter-Agency Human Resources	Admin - Department-wide	Human resource and payroll services provided by the Division of Personnel	3.1	1.4	1.6
3023	Inter-Agency Building Leases	Admin - Department-wide	Cost of space in state-owned facilities	57.7	65.0	73.0
3024	Inter-Agency Legal	Law - Department-wide	Regulations review, other legal opinions and review	10.6	50.0	17.0
3025	Inter-Agency Auditing	Admin - Department-wide	State Audit	25.5	25.5	25.5
3026	Inter-Agency Insurance	Admin - Department-wide	Risk Management	0.1	0.1	0.1
3027	Inter-Agency Financial	Admin - Department-wide	Division of Finance IRIS and AKPAY	0.6	1.0	1.0
3030	Inter-Agency Hearing/Mediation	Admin - Department-wide	Hearing officer services provided by Office of Administrative Hearing	11.1	55.0	55.0
3036	Inter-Agency Safety	Admin - Department-wide	Parking enforcement at State Office Building located in Juneau	0.2	0.5	0.5
3038	Inter-Agency Management/Consulting	Admin - Department-wide	Consulting RSAs	40.2	50.0	50.0

## Component: Administrative Services

### Contribution to Department's Mission

The mission of the Administrative Services Division (ASD) is to provide support services for departmental programs.

### Core Services

- Financial accounting and approving of financial transactions
- Budget development and implementation
- Travel desk coordination, training, and assistance
- Policy and procedure development
- Professional and non-professional procurement of goods and services for divisions; purchasing delegations, training, and advice
- Financial management and contract administration of gas line development projects
- Staff development and structure reorganization support
- Records Management and State Property Management
- Human Resources

### Major Component Accomplishments in 2017

- Administrative Services (ASD) absorbed four admin focused positions from other divisions within the department to consolidate and standardize duties common to all agencies such as employee movement, procurement, travel, and payables. Revenue was one of the pilot departments for Shared Services of Alaska travel implementation.
- ASD continues to take steps toward consistency, streamlining, and simplifying processes while providing excellent customer service to the core divisions.

### Key Component Challenges

- Absorbing the workload impacts of the various initiatives that have unforeseen consequences to administrative support functions.
- Providing internal controls and support to a diverse group of agencies, enabling them to continue their work and missions within the bounds of budget, regulations, and statutes.

### Significant Changes in Results to be Delivered in FY2019

No changes in results delivered.

### Statutory and Regulatory Authority

AS 36.30	State Procurement Code
AS 37.05	Fiscal Procedures Act
AS 37.07	Executive Budget Act
AS 37.10	Public Funds
AS 43.05.010	Duties of Commissioner
AS 43.23.055	Permanent Fund Dividends - Duties of the Department

**Contact Information**

**Contact:** Dan DeBartolo, Director, Administrative Services

**Phone:** (907) 465-2312

**Fax:** (907) 465-1685

**E-mail:** daniel.debartolo@alaska.gov



Administrative Services Personal Services Information				
Authorized Positions			Personal Services Costs	
	<u>FY2018</u> <u>Management</u> <u>Plan</u>	<u>FY2019</u> <u>Governor</u>		
Full-time	13	13	Annual Salaries	976,830
Part-time	0	0	Premium Pay	0
Nonpermanent	0	0	Annual Benefits	575,011
			<i>Less 3.75% Vacancy Factor</i>	(58,173)
			Lump Sum Premium Pay	432
<b>Totals</b>	<b>13</b>	<b>13</b>	<b>Total Personal Services</b>	<b>1,494,100</b>

Position Classification Summary					
Job Class Title	Anchorage	Fairbanks	Juneau	Others	Total
Accountant IV	0	0	1	0	1
Accounting Tech III	0	0	1	0	1
Admin Operations Mgr I	0	0	1	0	1
Administrative Assistant II	1	0	3	0	4
Administrative Officer II	1	0	0	0	1
Budgt Anlyst III	0	0	1	0	1
Division Director	0	0	1	0	1
Human Resource Consultant III	0	0	1	0	1
Human Resource Technician II	0	0	1	0	1
Procurement Spec II	0	0	1	0	1
<b>Totals</b>	<b>2</b>	<b>0</b>	<b>11</b>	<b>0</b>	<b>13</b>

**Component Detail All Funds**  
**Department of Revenue**

**Component:** Administrative Services (125)  
**RDU:** Administration and Support (50)

Non-Formula Component

	FY2017 Actuals	FY2018 Conference Committee	FY2018 Authorized	FY2018 Management Plan	FY2019 Governor	FY2018 Management Plan vs FY2019 Governor	
71000 Personal Services	2,060.4	1,491.1	1,491.1	1,491.1	1,494.1	3.0	0.2%
72000 Travel	12.3	16.4	16.4	16.4	16.4	0.0	0.0%
73000 Services	535.7	1,226.0	1,226.0	1,226.0	1,226.0	0.0	0.0%
74000 Commodities	73.8	17.0	17.0	17.0	17.0	0.0	0.0%
75000 Capital Outlay	0.0	0.0	0.0	0.0	0.0	0.0	0.0%
77000 Grants, Benefits	0.0	0.0	0.0	0.0	0.0	0.0	0.0%
78000 Miscellaneous	0.0	0.0	0.0	0.0	0.0	0.0	0.0%
<b>Totals</b>	<b>2,682.2</b>	<b>2,750.5</b>	<b>2,750.5</b>	<b>2,750.5</b>	<b>2,753.5</b>	<b>3.0</b>	<b>0.1%</b>
<b>Fund Sources:</b>							
1004Gen Fund (UGF)	515.9	518.4	518.4	518.4	519.1	0.7	0.1%
1007I/A Rcpts (Other)	1,563.0	1,445.9	1,445.9	1,445.9	1,447.2	1.3	0.1%
1133CSSD Reimb (Fed)	603.3	786.2	786.2	786.2	787.2	1.0	0.1%
<b>Unrestricted General (UGF)</b>	<b>515.9</b>	<b>518.4</b>	<b>518.4</b>	<b>518.4</b>	<b>519.1</b>	<b>0.7</b>	<b>0.1%</b>
<b>Designated General (DGF)</b>	<b>0.0</b>	<b>0.0</b>	<b>0.0</b>	<b>0.0</b>	<b>0.0</b>	<b>0.0</b>	<b>0.0%</b>
<b>Other Funds</b>	<b>1,563.0</b>	<b>1,445.9</b>	<b>1,445.9</b>	<b>1,445.9</b>	<b>1,447.2</b>	<b>1.3</b>	<b>0.1%</b>
<b>Federal Funds</b>	<b>603.3</b>	<b>786.2</b>	<b>786.2</b>	<b>786.2</b>	<b>787.2</b>	<b>1.0</b>	<b>0.1%</b>
<b>Positions:</b>							
Permanent Full Time	16	13	13	13	13	0	0.0%
Permanent Part Time	0	0	0	0	0	0	0.0%
Non Permanent	0	0	0	0	0	0	0.0%

**Change Record Detail - Multiple Scenarios with Descriptions**  
**Department of Revenue**

**Component:** Administrative Services (125)  
**RDU:** Administration and Support (50)

Scenario/Change Record Title	Trans Type	Totals	Personal Services	Travel	Services	Commodities	Capital Outlay	Grants, Benefits	Miscellaneous	Positions		NP
										PFT	PPT	
***** Changes From FY2018 Conference Committee To FY2018 Authorized *****												
<b>FY2018 Conference Committee</b>												
	ConfCom	2,750.5	1,491.1	16.4	1,226.0	17.0	0.0	0.0	0.0	13	0	0
1004 Gen Fund		518.4										
1007 I/A Rcpts		1,445.9										
1133 CSSD		786.2										
Reimb												
<b>Subtotal</b>		<b>2,750.5</b>	<b>1,491.1</b>	<b>16.4</b>	<b>1,226.0</b>	<b>17.0</b>	<b>0.0</b>	<b>0.0</b>	<b>0.0</b>	<b>13</b>	<b>0</b>	<b>0</b>
***** Changes From FY2018 Management Plan To FY2019 Governor *****												
<b>FY2019 Salary and Health Insurance Increases</b>												
	SalAdj	3.0	3.0	0.0	0.0	0.0	0.0	0.0	0.0	0	0	0
1004 Gen Fund		0.7										
1007 I/A Rcpts		1.3										
1133 CSSD		1.0										
Reimb												
Salary and Health Insurance Increases: \$3.0												
Calculate FY2019 increase to GGU Health Insurance from \$1389 to \$1432 per member per month.												
<b>Totals</b>		<b>2,753.5</b>	<b>1,494.1</b>	<b>16.4</b>	<b>1,226.0</b>	<b>17.0</b>	<b>0.0</b>	<b>0.0</b>	<b>0.0</b>	<b>13</b>	<b>0</b>	<b>0</b>

**Personal Services Expenditure Detail**  
**Department of Revenue**

**Scenario:** FY2019 Governor (14641)  
**Component:** Administrative Services (125)  
**RDU:** Administration and Support (50)

PCN	Job Class Title	Time Status	Retire Code	Barg Unit	Location	Salary Sched	Range / Step	Comp Months	Split / Count	Annual Salaries	COLA	Premium Pay	Annual Benefits	Total Costs	UGF Amount
02-3202	Human Resource Consultant III	FT	A	KK	Juneau	205	19J	12.0		82,200	0	0	47,419	129,619	30,370
04-0006	Admin Operations Mgr I	FT	A	SS	Juneau	205	22J	12.0		100,320	0	0	53,722	154,042	36,092
04-1001	Division Director	FT	A	XE	Juneau	N05	27J	12.0		133,332	0	0	64,775	198,107	46,417
04-1002	Accounting Tech III	FT	A	GP	Juneau	205	16D / E	12.0		59,220	0	0	37,911	97,131	22,758
04-1007	Budgt Anlyst III	FT	A	SS	Juneau	205	21J / K	12.0		96,066	0	0	52,242	148,308	34,749
04-1009	Administrative Assistant II	FT	A	GP	Juneau	205	14A / B	12.0		46,665	0	0	33,544	80,209	18,793
04-1141	Procurement Spec II	FT	A	GP	Juneau	205	16B / C	12.0		55,159	0	0	36,499	91,658	21,476
04-1148	Accountant IV	FT	A	SS	Juneau	205	20D / E	12.0		81,996	0	0	47,348	129,344	30,305
04-3229	Administrative Assistant II	FT	A	GG	Juneau	99	14N / O	12.0		67,865	0	0	40,918	108,783	25,488
04-6052	Administrative Assistant II	FT	A	GP	Juneau	205	14E / F	12.0		53,972	0	0	36,086	90,058	21,101
04-7040	Administrative Assistant II	FT	A	GP	Anchorage	200	14G / J	12.0		55,524	0	0	36,626	92,150	21,591
04-7069	Administrative Officer II	FT	A	SS	Anchorage	99	19O	12.0		93,668	0	0	51,408	145,076	33,991
05-1731	Human Resource Technician II	FT	A	KK	Juneau	205	14B / C	12.0		50,843	0	0	36,513	87,356	20,468

<b>Total Positions</b>				<b>Total Salary Costs:</b>	976,830
<b>Full Time Positions:</b>	13	<b>New</b>	0	<b>Total COLA:</b>	0
<b>Part Time Positions:</b>	0	<b>Deleted</b>	0	<b>Total Premium Pay::</b>	0
<b>Non Permanent Positions:</b>	0		0	<b>Total Benefits:</b>	575,011
<b>Positions in Component:</b>	13		0	<b>Total Pre-Vacancy:</b>	1,551,841
				<b>Minus Vacancy Adjustment of 3.75%:</b>	(58,173)
				<b>Total Post-Vacancy:</b>	1,493,668
<b>Total Component Months:</b>	156.0			<b>Plus Lump Sum Premium Pay:</b>	432
				<b>Personal Services Line 100:</b>	1,494,100

PCN Funding Sources:	Pre-Vacancy	Post-Vacancy	Percent
1004 General Fund Receipts	363,596	349,966	23.43%
1007 Interagency Receipts	665,119	640,186	42.86%
1133 CSSD Administrative Cost Reimbursement	523,126	503,515	33.71%
<b>Total PCN Funding:</b>	<b>1,551,841</b>	<b>1,493,668</b>	<b>100.00%</b>

Note: If a position is split, an asterisk (\*) will appear in the Split/Count column. If the split position is also counted in the component, two asterisks (\*\*) will appear in this column. [No valid job title] appearing in the Job Class Title indicates that the PCN has an invalid class code or invalid range for the class code effective date of this scenario.

**Personal Services Expenditure Detail**  
**Department of Revenue**

**Scenario:** FY2019 Governor (14641)  
**Component:** Administrative Services (125)  
**RDU:** Administration and Support (50)

<b>Lump Sum Funding Sources:</b>	<b>Amount</b>	<b>Percent</b>
1133 General Fund Receipts	432	100.00%
<b>Total Lump Sum Funding:</b>	<b>432</b>	<b>100.00%</b>

Note: If a position is split, an asterisk (\*) will appear in the Split/Count column. If the split position is also counted in the component, two asterisks (\*\*) will appear in this column.  
[No valid job title] appearing in the Job Class Title indicates that the PCN has an invalid class code or invalid range for the class code effective date of this scenario.

**Line Item Detail (1676)**  
**Department of Revenue**  
**Travel**

**Component:** Administrative Services (125)

<b>Line Number</b>	<b>Line Name</b>		<b>FY2017 Actuals</b>	<b>FY2018 Management Plan</b>	<b>FY2019 Governor</b>
2000	Travel		12.3	16.4	16.4
<b>Object Class</b>	<b>Servicing Agency</b>	<b>Explanation</b>	<b>FY2017 Actuals</b>	<b>FY2018 Management Plan</b>	<b>FY2019 Governor</b>
<b>2000 Travel Detail Totals</b>			<b>12.3</b>	<b>16.4</b>	<b>16.4</b>
2000	In-State Employee Travel	Employee instate travel - airfare, lodging, surface transportation, reimbursable travel costs, and meal & incidentals	12.3	16.4	16.4

**Line Item Detail (1676)**  
**Department of Revenue**  
**Services**

**Component:** Administrative Services (125)

<b>Line Number</b>	<b>Line Name</b>		<b>FY2017 Actuals</b>	<b>FY2018 Management Plan</b>	<b>FY2019 Governor</b>
3000	Services		535.7	1,226.0	1,226.0
<b>Object Class</b>	<b>Servicing Agency</b>	<b>Explanation</b>	<b>FY2017 Actuals</b>	<b>FY2018 Management Plan</b>	<b>FY2019 Governor</b>
<b>3000 Services Detail Totals</b>			<b>535.7</b>	<b>1,226.0</b>	<b>1,226.0</b>
3000	Education Services	Training, conferences, memberships, and employee tuition	7.2	1.0	1.0
3001	Financial Services	Accounting, auditing, management/consulting services	13.9	13.8	13.8
3003	Information Technology	IT training, consulting, software licensing, software maintenance, and IT equipment leases	325.2	326.0	326.0
3004	Telecommunications	Local, long distance, cellular and telecommunications equipment charges; data/network; and television	6.0	6.0	6.0
3006	Delivery Services	Delivery and courier services	0.1	0.2	0.2
3008	Utilities	Disposal of records and confidential material	7.2	1.4	1.4
3009	Structure/Infrastructure/Land	Repairs/maintenance of structures or infrastructure	0.6	1.0	1.0
3010	Equipment/Machinery	Repairs, maintenance, rentals and/or leases of office furniture and equipment	6.1	6.0	6.0
3011	Other Services	Professional management and consulting services; printing and copying services; and State Travel Office fees	0.1	0.5	0.5
3017	Inter-Agency Information Technology Non-Telecommunications	Admin - Department-wide ETS chargeback for computer services (including EPR and MICS charges for mainframe usage)	50.3	50.3	50.3

**Line Item Detail (1676)**  
**Department of Revenue**  
**Services**

**Component:** Administrative Services (125)

Object Class		Servicing Agency	Explanation	FY2017 Actuals	FY2018 Management Plan	FY2019 Governor
<b>3000 Services Detail Totals</b>				<b>535.7</b>	<b>1,226.0</b>	<b>1,226.0</b>
3018	Inter-Agency Information Technology Telecommunications	Admin - Department-wide	ETS chargeback for telecommunications EPR, phone lines and service requests	27.1	27.1	27.1
3021	Inter-Agency Mail	Admin - Department-wide	Central mailroom services including pickup and delivery of U.S. mail, postage, mailing of state warrants	1.4	13.0	1.5
3022	Inter-Agency Human Resources	Admin - Department-wide	Human resource and payroll services provided by the Division of Personnel	10.0	15.5	15.5
3023	Inter-Agency Building Leases	Admin - Department-wide	Cost of space in state-owned facilities	76.2	80.0	82.0
3025	Inter-Agency Auditing	Legis - Department-wide	Costs associated with compliance audit services provided by Legislative Audits	0.0	0.5	0.5
3026	Inter-Agency Insurance	Admin - Department-wide	Risk Management	0.4	0.4	0.4
3027	Inter-Agency Financial	Admin - Department-wide	Division of Finance IRIS and AKPAY	2.4	2.2	2.2
3029	Inter-Agency Education/Training	Admin - Department-wide	Training provided by state agencies – Division of General Services and Division of Finance training for procurement and ALDER reporting	0.8	1.0	1.0
3036	Inter-Agency Safety	Admin - Department-wide	Parking enforcement at State Office Building located in Juneau	0.7	0.9	0.9
3038	Inter-Agency Management/Consulting	Admin - Department-wide	Alaska Division of Information Technology reimbursable services agreement for consolidated information technology services.	0.0	679.2	688.7



**Line Item Detail (1676)**  
**Department of Revenue**  
**Commodities**

**Component:** Administrative Services (125)

<b>Line Number</b>	<b>Line Name</b>		<b>FY2017 Actuals</b>	<b>FY2018 Management Plan</b>	<b>FY2019 Governor</b>
4000	Commodities		73.8	17.0	17.0
<b>Object Class</b>	<b>Servicing Agency</b>	<b>Explanation</b>	<b>FY2017 Actuals</b>	<b>FY2018 Management Plan</b>	<b>FY2019 Governor</b>
		<b>4000 Commodities Detail Totals</b>	<b>73.8</b>	<b>17.0</b>	<b>17.0</b>
4000	Business	Business supplies including book and educational equipment and furniture; office supplies; desktop computers, printers and IT equipment less than \$5,000 per item; and subscriptions including electronic access to information	73.8	17.0	17.0

**Revenue Detail (1681)**  
**Department of Revenue**

**Component:** Administrative Services (125)

Revenue Type (OMB Fund Code) Revenue Source	Component	Comment	FY2017 Actuals	FY2018 Management Plan	FY2019 Governor
<b>5007 I/A Rcpts (1007 I/A Rcpts)</b>			<b>1,563.0</b>	<b>1,445.9</b>	<b>1,447.2</b>
5301 Inter-Agency Receipts		Support services provided by the Administrative Services Division are allocated and billed through the department's internal administrative cost allocation plan.	1,563.0	1,445.9	1,447.2
<b>5133 CSSD Reimb (1133 CSSD Reimb)</b>			<b>603.3</b>	<b>786.2</b>	<b>787.2</b>
5081 CSSD Admin Cost Reimb (Indirect) Federal Grants/Contracts		Indirect cost recovery receipts are received from the federal Child Support Enforcement Program and are allocated to agencies that incur overhead costs in support of CSSD.	603.3	786.2	787.2

**Inter-Agency Services (1682)**  
**Department of Revenue**

**Component:** Administrative Services (125)

				FY2017 Actuals	FY2018 Management Plan	FY2019 Governor
<b>Component Totals</b>				<b>169.3</b>	<b>870.1</b>	<b>870.1</b>
With Department of Administration				169.3	869.6	869.6
With Legislature				0.0	0.5	0.5
Object Class	Servicing Agency	Explanation		FY2017 Actuals	FY2018 Management Plan	FY2019 Governor
3017	Inter-Agency Information Technology Non-Telecommunications	Admin - Department-wide	ETS chargeback for computer services (including EPR and MICS charges for mainframe usage)	50.3	50.3	50.3
3018	Inter-Agency Information Technology Telecommunications	Admin - Department-wide	ETS chargeback for telecommunications EPR, phone lines and service requests	27.1	27.1	27.1
3021	Inter-Agency Mail	Admin - Department-wide	Central mailroom services including pickup and delivery of U.S. mail, postage, mailing of state warrants	1.4	13.0	1.5
3022	Inter-Agency Human Resources	Admin - Department-wide	Human resource and payroll services provided by the Division of Personnel	10.0	15.5	15.5
3023	Inter-Agency Building Leases	Admin - Department-wide	Cost of space in state-owned facilities	76.2	80.0	82.0
3025	Inter-Agency Auditing	Legis - Department-wide	Costs associated with compliance audit services provided by Legislative Audits	0.0	0.5	0.5
3026	Inter-Agency Insurance	Admin - Department-wide	Risk Management	0.4	0.4	0.4
3027	Inter-Agency Financial	Admin - Department-wide	Division of Finance IRIS and AKPAY	2.4	2.2	2.2
3029	Inter-Agency Education/Training	Admin - Department-wide	Training provided by state agencies – Division of General Services and Division of Finance training for procurement and ALDER reporting	0.8	1.0	1.0
3036	Inter-Agency Safety	Admin - Department-wide	Parking enforcement at State Office Building located in Juneau	0.7	0.9	0.9
3038	Inter-Agency Management/Consulting	Admin - Department-wide	Alaska Division of Information Technology reimbursable services agreement for consolidated	0.0	679.2	688.7

**Inter-Agency Services (1682)**  
**Department of Revenue**

**Component:** Administrative Services (125)

Object Class	Servicing Agency	Explanation	FY2017 Actuals	FY2018 Management Plan	FY2019 Governor
		information technology services.			

**Component: Criminal Investigations Unit**

**Contribution to Department's Mission**

The mission of the Criminal Investigations Unit (CIU) is to enforce Department of Revenue's criminal laws and regulations through investigation, public education and use of legal process, and provide inter-law enforcement agency support through data exchange and joint operations.

**Core Services**

- Investigate taxpayer fraud and crimes relating to tax programs
- Investigate child support cases relating to fraud and non-compliance with court orders
- Investigate Permanent Fund Dividend (PFD) fraud and crimes relating to PFD eligibility
- Assist law enforcement through participation in working groups and information sharing

**Major Component Accomplishments in 2017**

- Referred 88 criminal cases to the Office of Special Prosecution in FY 2017 resulting in \$511,048 in Child Support collected as a result, down slightly from a previous Department-high of 90 cases in FY 2016.
- During FY 2017, the CIU received 737 PFD Fraud Tips which resulted in 110 investigations. 18 of those cases were referred to OSPA resulting in \$112,802 ordered in criminal restitution.
- A new Marijuana Tax requiring additional compliance inspections and investigations into this new program.

**Key Component Challenges**

The Criminal Investigations Unit analyzes potential fraud and other criminal activity occurring in programs within the Tax Division, Child Support Services Division, and Permanent Fund Dividend Division. The nature of investigating is becoming more dangerous and criminal activity seems to be crossing programs. The challenges faced by this unit include developing ways to improve investigator safety in the field, ability to respond to divisional workflow, and encouraging more efficient multi program travel.

**Significant Changes in Results to be Delivered in FY2019**

No changes in results delivered.

**Statutory and Regulatory Authority**

AS 43                Revenue and Taxation  
AS 25.27          Child Support Services Agency

**Contact Information**

**Contact:** Dan DeBartolo, Director, Administrative Services

**Phone:** (907) 465-2312

**Fax:** (907) 465-1685

**E-mail:** daniel.debartolo@alaska.gov

Criminal Investigations Unit Personal Services Information				
Authorized Positions			Personal Services Costs	
	<u>FY2018</u> <u>Management</u> <u>Plan</u>	<u>FY2019</u> <u>Governor</u>		
Full-time	0	2	Annual Salaries	159,275
Part-time	0	0	Premium Pay	0
Nonpermanent	0	0	Annual Benefits	91,541
			<i>Less 0.01% Vacancy Factor</i>	(16)
			Lump Sum Premium Pay	0
<b>Totals</b>	<b>0</b>	<b>2</b>	<b>Total Personal Services</b>	<b>250,800</b>

Position Classification Summary					
Job Class Title	Anchorage	Fairbanks	Juneau	Others	Total
Administrative Assistant II	1	0	0	0	1
Investigator V	1	0	0	0	1
<b>Totals</b>	<b>2</b>	<b>0</b>	<b>0</b>	<b>0</b>	<b>2</b>

**Component Detail All Funds**  
**Department of Revenue**

**Component:** Criminal Investigations Unit (2993)  
**RDU:** Administration and Support (50)

Non-Formula Component

	FY2017 Actuals	FY2018 Conference Committee	FY2018 Authorized	FY2018 Management Plan	FY2019 Governor	FY2018 Management Plan vs FY2019 Governor	
71000 Personal Services	203.2	0.0	0.0	0.0	250.8	250.8	100.0%
72000 Travel	2.8	0.0	0.0	0.0	14.0	14.0	100.0%
73000 Services	83.5	0.0	0.0	0.0	137.7	137.7	100.0%
74000 Commodities	7.3	0.0	0.0	0.0	4.4	4.4	100.0%
75000 Capital Outlay	0.0	0.0	0.0	0.0	0.0	0.0	0.0%
77000 Grants, Benefits	0.0	0.0	0.0	0.0	0.0	0.0	0.0%
78000 Miscellaneous	0.0	0.0	0.0	0.0	0.0	0.0	0.0%
<b>Totals</b>	<b>296.8</b>	<b>0.0</b>	<b>0.0</b>	<b>0.0</b>	<b>406.9</b>	<b>406.9</b>	<b>100.0%</b>
<b>Fund Sources:</b>							
10071/A Rcpts (Other)	296.8	0.0	0.0	0.0	406.9	406.9	100.0%
<b>Unrestricted General (UGF)</b>	<b>0.0</b>	<b>0.0</b>	<b>0.0</b>	<b>0.0</b>	<b>0.0</b>	<b>0.0</b>	<b>0.0%</b>
<b>Designated General (DGF)</b>	<b>0.0</b>	<b>0.0</b>	<b>0.0</b>	<b>0.0</b>	<b>0.0</b>	<b>0.0</b>	<b>0.0%</b>
<b>Other Funds</b>	<b>296.8</b>	<b>0.0</b>	<b>0.0</b>	<b>0.0</b>	<b>406.9</b>	<b>406.9</b>	<b>100.0%</b>
<b>Federal Funds</b>	<b>0.0</b>	<b>0.0</b>	<b>0.0</b>	<b>0.0</b>	<b>0.0</b>	<b>0.0</b>	<b>0.0%</b>
<b>Positions:</b>							
Permanent Full Time	2	0	0	0	2	2	100.0%
Permanent Part Time	0	0	0	0	0	0	0.0%
Non Permanent	0	0	0	0	0	0	0.0%



**Change Record Detail - Multiple Scenarios with Descriptions**  
**Department of Revenue**

**Component:** Criminal Investigations Unit (2993)  
**RDU:** Administration and Support (50)

Scenario/Change Record Title	Trans Type	Totals	Personal Services	Travel	Services	Commodities	Capital Outlay	Grants, Benefits	Miscellaneous	Positions		NP
										PFT	PPT	
<b>Subtotal</b>		<b>0.0</b>	<b>0.0</b>	<b>0.0</b>	<b>0.0</b>	<b>0.0</b>	<b>0.0</b>	<b>0.0</b>	<b>0.0</b>	<b>0</b>	<b>0</b>	<b>0</b>
***** <b>Changes From FY2018 Management Plan To FY2019 Governor</b> *****												
<b>Transfer Positions from Commissioners Office to Reestablish Criminal Investigations Unit</b>												
Trin		0.0	0.0	0.0	0.0	0.0	0.0	0.0	0.0	2	0	0
<p>In FY2018 Governor, Department of Revenue (DOR) requested the transfer of the Criminal Investigations Unit (CIU) in its entirety to the Department of Public Safety (DPS). CIU did not transfer to DPS and positions were returned to the Commissioner's Office during FY2018 Management Plan and need to be transferred into CIU.</p> <p>Full-time Administrative Assistant II (04-7190), range 14, located in Anchorage            Full-time Investigator V (04-0022), range 21, located in Anchorage</p>												
<b>Reestablish Criminal Investigations Unit in Revenue</b>												
1007 I/A Rcpts	Inc	406.9	250.8	14.0	137.7	4.4	0.0	0.0	0.0	0	0	0
<p>In FY2018 Governor, Department of Revenue (DOR) requested the transfer of the Criminal Investigation Unit (CIU) in its entirety to the Department of Public Safety (DPS). CIU did not transfer to DPS and the component needs to be reestablished in DOR. CIU is funded by reimbursable service agreements.</p>												
<b>Totals</b>		<b>406.9</b>	<b>250.8</b>	<b>14.0</b>	<b>137.7</b>	<b>4.4</b>	<b>0.0</b>	<b>0.0</b>	<b>0.0</b>	<b>2</b>	<b>0</b>	<b>0</b>

**Personal Services Expenditure Detail**  
**Department of Revenue**

**Scenario:** FY2019 Governor (14641)  
**Component:** Criminal Investigations Unit (2993)  
**RDU:** Administration and Support (50)

PCN	Job Class Title	Time Status	Retire Code	Barg Unit	Location	Salary Sched	Range / Step	Comp Months	Split / Count	Annual Salaries	COLA	Premium Pay	Annual Benefits	Total Costs	UGF Amount
04-0022	Investigator V	FT	A	SS	Anchorage	99	21K / L	12.0		99,791	0	0	53,538	153,329	0
04-7190	Administrative Assistant II	FT	A	GP	Anchorage	99	14L	12.0		59,484	0	0	38,003	97,487	0
													<b>Total Salary Costs:</b>	159,275	
													<b>Total COLA:</b>	0	
													<b>Total Premium Pay::</b>	0	
													<b>Total Benefits:</b>	91,541	
													<b>Total Pre-Vacancy:</b>	250,816	
													<b>Minus Vacancy Adjustment of 0.01%:</b>	(16)	
													<b>Total Post-Vacancy:</b>	250,800	
													<b>Plus Lump Sum Premium Pay:</b>	0	
													<b>Personal Services Line 100:</b>	250,800	
<b>Total Component Months:</b>		24.0													

<b>PCN Funding Sources:</b>	<b>Pre-Vacancy</b>	<b>Post-Vacancy</b>	<b>Percent</b>
1007 Interagency Receipts	250,816	250,800	100.00%
<b>Total PCN Funding:</b>	<b>250,816</b>	<b>250,800</b>	<b>100.00%</b>

Note: If a position is split, an asterisk (\*) will appear in the Split/Count column. If the split position is also counted in the component, two asterisks (\*\*) will appear in this column. [No valid job title] appearing in the Job Class Title indicates that the PCN has an invalid class code or invalid range for the class code effective date of this scenario.

**Line Item Detail (1676)**  
**Department of Revenue**  
**Travel**

**Component:** Criminal Investigations Unit (2993)

<b>Line Number</b>	<b>Line Name</b>		<b>FY2017 Actuals</b>	<b>FY2018 Management Plan</b>	<b>FY2019 Governor</b>
2000	Travel		2.8	0.0	14.0
<b>Object Class</b>	<b>Servicing Agency</b>	<b>Explanation</b>	<b>FY2017 Actuals</b>	<b>FY2018 Management Plan</b>	<b>FY2019 Governor</b>
<b>2000 Travel Detail Totals</b>			<b>2.8</b>	<b>0.0</b>	<b>14.0</b>
2000	In-State Employee Travel	Employee instate travel - airfare, lodging, surface transportation, reimbursable travel costs, and meal & incidentals	2.7	0.0	14.0
2002	Out of State Employee Travel	Employee out of state travel - airfare, lodging, surface transportation, reimbursable travel costs, and meal & incidentals	0.1	0.0	0.0

**Line Item Detail (1676)**  
**Department of Revenue**  
**Services**

**Component:** Criminal Investigations Unit (2993)

<b>Line Number</b>	<b>Line Name</b>		<b>FY2017 Actuals</b>	<b>FY2018 Management Plan</b>	<b>FY2019 Governor</b>
3000	Services		83.5	0.0	137.7
<b>Object Class</b>	<b>Servicing Agency</b>	<b>Explanation</b>	<b>FY2017 Actuals</b>	<b>FY2018 Management Plan</b>	<b>FY2019 Governor</b>
<b>3000 Services Detail Totals</b>			<b>83.5</b>	<b>0.0</b>	<b>137.7</b>
3000	Education Services	Training, conferences, memberships, and employee tuition	0.1	0.0	1.0
3003	Information Technology	IT training, consulting, software licensing, software maintenance, and IT equipment leases	3.0	0.0	5.0
3004	Telecommunications	Local, long distance, cellular and telecommunications equipment charges; data/network; and television	0.1	0.0	1.0
3005	Health Services	Ergonomic assessments	0.1	0.0	0.5
3006	Delivery Services	Delivery and courier services	2.1	0.0	3.0
3010	Equipment/Machinery	Repairs, maintenance, rentals and/or leases of office furniture and equipment	0.7	0.0	1.0
3011	Other Services	Professional management and consulting services; printing and copying services; and State Travel Office fees	0.8	0.0	1.0
3017	Inter-Agency Information Technology Non-Telecommunications	Admin - Department-wide ETS chargeback for computer services (including EPR and MICS charges for mainframe usage)	9.6	0.0	48.1
3017	Inter-Agency Information Technology Non-Telecommunications	PubSaf - Department-wide ETS chargeback for computer services (including EPR and MICS charges for mainframe usage)	1.4	0.0	2.0
3018	Inter-Agency Information Technology Telecommunications	Admin - Department-wide ETS chargeback for telecommunications EPR, phone	7.6	0.0	8.0

**Line Item Detail (1676)**  
**Department of Revenue**  
**Services**

**Component:** Criminal Investigations Unit (2993)

Object Class		Servicing Agency	Explanation	FY2017 Actuals	FY2018 Management Plan	FY2019 Governor
			<b>3000 Services Detail Totals</b>	<b>83.5</b>	<b>0.0</b>	<b>137.7</b>
			lines and service requests			
3021	Inter-Agency Mail	Admin - Department-wide	Central mailroom services including pickup and delivery of U.S. mail, postage, mailing of state warrants	0.7	0.0	1.0
3022	Inter-Agency Human Resources	Admin - Department-wide	Human resource and payroll services provided by the Division of Personnel	1.3	0.0	2.0
3023	Inter-Agency Building Leases	Admin - Department-wide	Cost of space in state-owned facilities	30.4	0.0	35.0
3027	Inter-Agency Financial	Admin - Department-wide	Division of Finance IRIS and AKPAY	0.8	0.0	1.0
3036	Inter-Agency Safety	Admin - Department-wide	Parking enforcement at State Office Building located in Juneau	0.1	0.0	0.1
3037	State Equipment Fleet	Trans - Department-wide	State equipment fleet, fuel and fixed costs services	7.3	0.0	8.0
3038	Inter-Agency Management/Consulting	Rev - Administrative Services (125)		13.6	0.0	16.0
3038	Inter-Agency Management/Consulting	Rev - Commissioner's Office (123)		3.8	0.0	4.0

**Line Item Detail (1676)**  
**Department of Revenue**  
**Commodities**

**Component:** Criminal Investigations Unit (2993)

<b>Line Number</b>	<b>Line Name</b>		<b>FY2017 Actuals</b>	<b>FY2018 Management Plan</b>	<b>FY2019 Governor</b>
4000	Commodities		7.3	0.0	4.4
<b>Object Class</b>	<b>Servicing Agency</b>	<b>Explanation</b>	<b>FY2017 Actuals</b>	<b>FY2018 Management Plan</b>	<b>FY2019 Governor</b>
<b>4000 Commodities Detail Totals</b>			<b>7.3</b>	<b>0.0</b>	<b>4.4</b>
4000	Business	Business supplies including book and educational equipment and furniture; office supplies; desktop computers, printers and IT equipment less than \$5,000 per item; and subscriptions including electronic access to information	7.3	0.0	4.4

**Revenue Detail (1681)**  
**Department of Revenue**

**Component:** Criminal Investigations Unit (2993)

Revenue Type (OMB Fund Code) Revenue Source	Component	Comment	FY2017 Actuals	FY2018 Management Plan	FY2019 Governor
<b>5007 I/A Rcpts (1007 I/A Rcpts)</b>			<b>297.5</b>	<b>0.0</b>	<b>406.9</b>
5301 Inter-Agency Receipts			297.5	0.0	0.0
5301 Inter-Agency Receipts	Rev - Child Support Services (111)	RSAs to provide consolidated investigative services	0.0	0.0	101.7
5301 Inter-Agency Receipts	Rev - Permanent Fund Dividend Division (981)	RSAs to provide consolidated investigative services	0.0	0.0	101.7
5301 Inter-Agency Receipts	Rev - Tax Division (2476)	RSAs to provide consolidated investigative services	0.0	0.0	203.5

**Inter-Agency Services (1682)**  
**Department of Revenue**

**Component:** Criminal Investigations Unit (2993)

				FY2017 Actuals	FY2018 Management Plan	FY2019 Governor
<b>Component Totals</b>				<b>76.6</b>	<b>0.0</b>	<b>125.2</b>
With Department of Administration				50.5	0.0	95.2
With Department of Public Safety				1.4	0.0	2.0
With Department of Transportation/Public Facilities				7.3	0.0	8.0
With Department of Revenue				17.4	0.0	20.0
<b>Object Class</b>	<b>Servicing Agency</b>	<b>Explanation</b>		FY2017 Actuals	FY2018 Management Plan	FY2019 Governor
3017	Inter-Agency Information Technology Non-Telecommunications	Admin - Department-wide	ETS chargeback for computer services (including EPR and MICS charges for mainframe usage)	9.6	0.0	48.1
3017	Inter-Agency Information Technology Non-Telecommunications	PubSaf - Department-wide	ETS chargeback for computer services (including EPR and MICS charges for mainframe usage)	1.4	0.0	2.0
3018	Inter-Agency Information Technology Telecommunications	Admin - Department-wide	ETS chargeback for telecommunications EPR, phone lines and service requests	7.6	0.0	8.0
3021	Inter-Agency Mail	Admin - Department-wide	Central mailroom services including pickup and delivery of U.S. mail, postage, mailing of state warrants	0.7	0.0	1.0
3022	Inter-Agency Human Resources	Admin - Department-wide	Human resource and payroll services provided by the Division of Personnel	1.3	0.0	2.0
3023	Inter-Agency Building Leases	Admin - Department-wide	Cost of space in state-owned facilities	30.4	0.0	35.0
3027	Inter-Agency Financial	Admin - Department-wide	Division of Finance IRIS and AKPAY	0.8	0.0	1.0
3036	Inter-Agency Safety	Admin - Department-wide	Parking enforcement at State Office Building located in Juneau	0.1	0.0	0.1
3037	State Equipment Fleet	Trans - Department-wide	State equipment fleet, fuel and fixed costs services	7.3	0.0	8.0
3038	Inter-Agency Management/Consulting	Rev - Administrative Services (125)		13.6	0.0	16.0
3038	Inter-Agency	Rev - Commissioner's Office (123)		3.8	0.0	4.0



**Inter-Agency Services (1682)**  
**Department of Revenue**

**Component:** Criminal Investigations Unit (2993)

<b>Object Class</b>	<b>Servicing Agency</b>	<b>Explanation</b>	<b>FY2017 Actuals</b>	<b>FY2018 Management Plan</b>	<b>FY2019 Governor</b>
Management/Consulting					

**Alaska Mental Health Trust Authority Results Delivery Unit**

**Contribution to Department's Mission**

Please see component narratives.

**Major RDU Accomplishments in 2017**

Please see component narratives.

**Key RDU Challenges**

Please see component narratives.

**Significant Changes in Results to be Delivered in FY2019**

Please see component narratives.

**Contact Information**

**Contact:** Mike Abbott, Chief Executive Officer  
**Phone:** (907) 334-5909  
**Fax:** (907) 269-7966  
**E-mail:** mike.abbott@alaska.gov

**Alaska Mental Health Trust Authority  
RDU Financial Summary by Component**

*All dollars shown in thousands*

	FY2017 Actuals				FY2018 Management Plan				FY2019 Governor			
	UGF+DGF Funds	Other Funds	Federal Funds	Total Funds	UGF+DGF Funds	Other Funds	Federal Funds	Total Funds	UGF+DGF Funds	Other Funds	Federal Funds	Total Funds
<b>Formula Expenditures</b> None.												
<b>Non-Formula Expenditures</b>												
Mental Health Trust Operations	500.0	3,657.7	0.0	4,157.7	500.0	3,897.4	0.0	4,397.4	500.0	3,897.4	0.0	4,397.4
Long Term Care Ombudsman Office	450.6	420.8	0.0	871.4	463.3	410.1	0.0	873.4	494.8	410.1	0.0	904.9
<b>Totals</b>	<b>950.6</b>	<b>4,078.5</b>	<b>0.0</b>	<b>5,029.1</b>	<b>963.3</b>	<b>4,307.5</b>	<b>0.0</b>	<b>5,270.8</b>	<b>994.8</b>	<b>4,307.5</b>	<b>0.0</b>	<b>5,302.3</b>

**Alaska Mental Health Trust Authority  
Summary of RDU Budget Changes by Component  
From FY2018 Management Plan to FY2019 Governor**

*All dollars shown in thousands*

	<u>Unrestricted Gen (UGF)</u>	<u>Designated Gen (DGF)</u>	<u>Other Funds</u>	<u>Federal Funds</u>	<u>Total Funds</u>
<b>FY2018 Management Plan</b>	<b>463.3</b>	<b>500.0</b>	<b>4,307.5</b>	<b>0.0</b>	<b>5,270.8</b>
<b>One-time items:</b>					
-Mental Health Trust Operations	0.0	0.0	-3,867.4	0.0	-3,867.4
<b>Adjustments which continue current level of service:</b>					
-Mental Health Trust Operations	0.0	0.0	3,867.4	0.0	3,867.4
<b>Proposed budget increases:</b>					
-Long Term Care Ombudsman Office	31.5	0.0	0.0	0.0	31.5
<b>FY2019 Governor</b>	<b>494.8</b>	<b>500.0</b>	<b>4,307.5</b>	<b>0.0</b>	<b>5,302.3</b>

## Component: Mental Health Trust Operations

### Contribution to Department's Mission

The mission of the Alaska Mental Health Trust Authority is to administer the Alaska Mental Health Trust as a perpetual trust and to ensure a comprehensive and integrated mental health program to improve the lives of beneficiaries.

### Results

(Additional performance information is available on the web at <https://omb.alaska.gov/results>.)

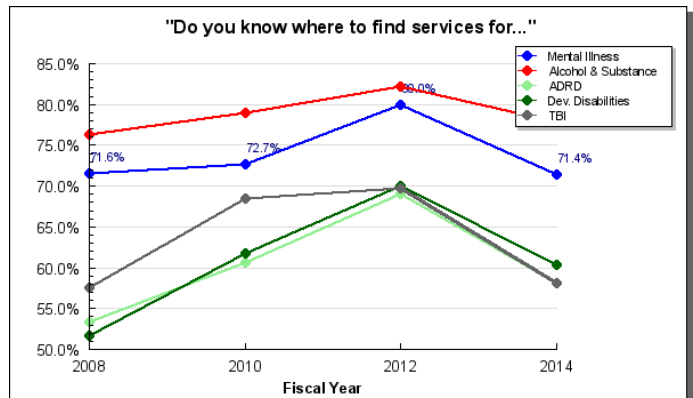
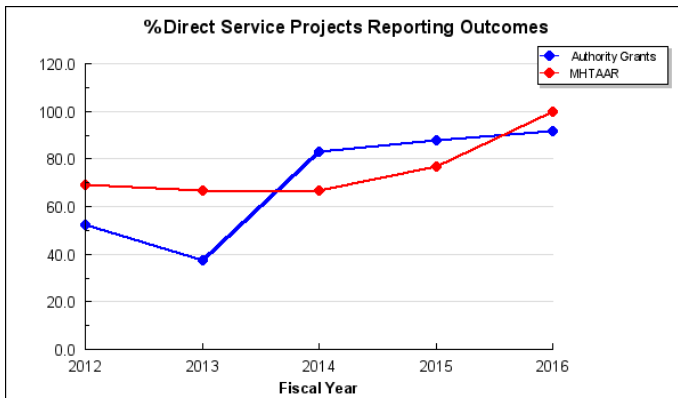
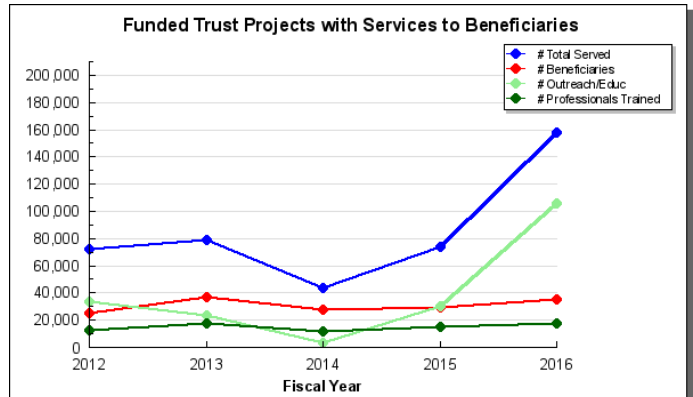
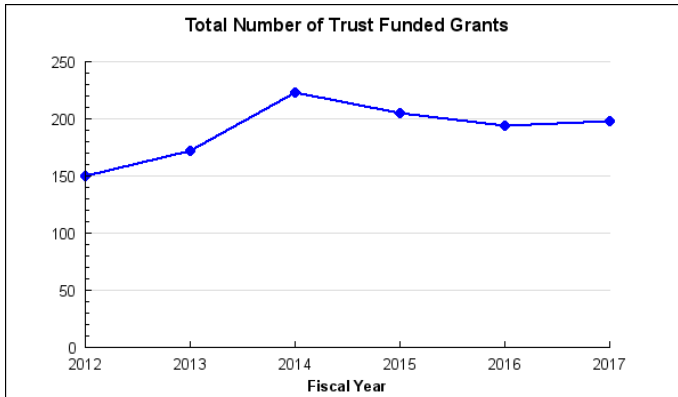
### Core Services

- Spend Trust income to improve the lives and circumstances of Trust beneficiaries.
- Provide leadership in advocacy and planning around beneficiary related issues.
- Manage Trust cash and non-cash assets.
- Ensure funding of a comprehensive integrated mental health program.

### Measures by Core Service

(Additional performance information is available on the web at <https://omb.alaska.gov/results>.)

#### 1. Spend Trust income to improve the lives and circumstances of Trust beneficiaries.

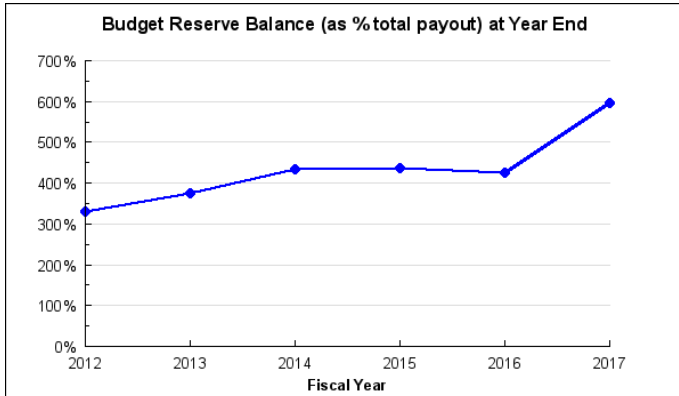


#### 2. Provide leadership in advocacy and planning around beneficiary related issues.

Target: Report major system changes related

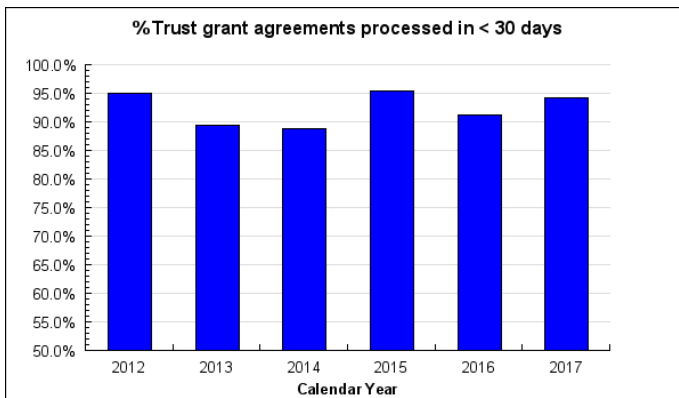
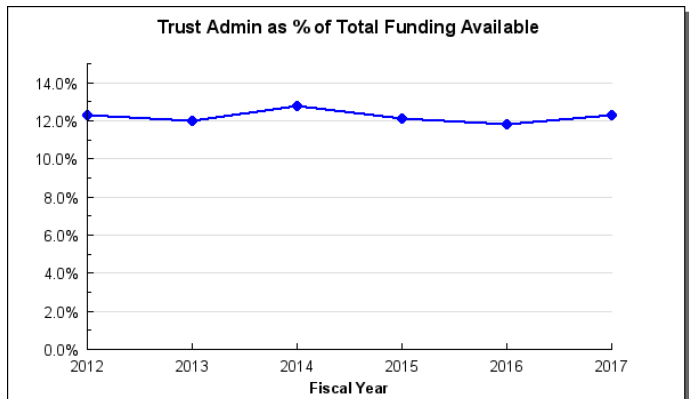
to beneficiaries in each focus area that are likely to continue beyond Trust funding.

**3. Manage Trust cash and non-cash assets.**



**4. Ensure funding of a comprehensive integrated mental health program.**

Target: Via the new Stakeholders Survey done every other year to improve scores to above median on 1) “your impression of the trust?” 2) “to what extent has the trust affected public policy?” 3) "how clearly do you understand the trust's goals?"



**Major Component Accomplishments in 2017**

- The Trust provided funding for 224 grants totaling \$21,018,865.

- The Trust continued to drive system change and innovation in the services provided to Trust beneficiaries through its existing four focus areas - *Disability Justice*, *Housing*, *Trust Beneficiary Initiative* and *Workforce Development*.
- The Trust added a new focus area titled *Substance Abuse Prevention and Treatment*. In addition, the *Housing* focus area was expanded to include an emphasis on long-term support services and the *Trust Beneficiary Projects Initiative* expanded to include an emphasis on employment.
- The Trust began planning the new *Beneficiary Employment* initiative. This effort included partnering with stakeholders statewide to identify challenges, barriers and opportunities to increase employment outcomes for Trust beneficiaries. The product was an employment policy review that will guide implementation.
- Through the *Disability Justice* focus area the Department of Corrections' *Assess, Plan, Identify, and Coordinate* (APIC) program served 293 offenders reentering Alaskan communities. All offenders had a release plan in place and 67% were seen by a community treatment provider within 10 days of reentering the community.
- The *Housing* focus area and the Alaska Housing Finance Corporation participated in an evaluation of the state's *Housing First* programs in Anchorage and Fairbanks.
- The *Housing* focus area collaborated with the Department of Health and Social Services, Division of Behavioral Health (DBH) and Alaska Housing Finance Corporation to adapt the state's social services approach for people with severe mental illness and addictions.
- Through the *Workforce Development* focus area, The Trust Training Cooperative (TTC) provided training and professional development to 3,102 unduplicated training participants. This was a 29% increase from FY2014.
- Through the Workforce Development focus area, the Trust supported the five Alaska's Area Health Education Centers (AHEC). In 9 years, 77% (843 out of 1,089) AHEC students are working in health-care related fields in Alaska with 18% working in rural borough or census areas.
- The Trust partnered with the Alaska Mental Health Board and others, to include 12 trauma questions from the Adverse Childhood Experiences Study in the 2015 Alaska Behavioral Risk Factor Surveillance System (BRFSS). The Department of Health and Social Services is currently working with partners to analyze and distribute this data, which will be used to shape prevention efforts across Alaska.
- The Trust partnered with the Alaska Commission on Aging and other stakeholders to develop Alaska's Roadmap to Address Alzheimer's disease and Related Dementias. The implementation of this roadmap will be used to guide the Trust's new emphasis on long-term services and supports to address the needs of the increasing senior beneficiaries.
- The Trust supported the Governor's Council on Disability and Special Education in the passage of the Employment First legislation (HB211).
- The Trust continued active participation with the Recover Alaska Initiative (a private/public partnership with Rasmuson Foundation, Mat-Su Health Foundation, the Trust and the Department of Health and Social Services). The following eight strategies were identified: 1) establish a positive social norms campaign; 2) establish effective advocacy with business and coalitions; 3) public surveys/public opinion polls; 3) one stop treatment navigation; 4) media partnerships to create public awareness; 5) testing and taking to scale resilience-based prevention programs; 6) increase alcohol taxes; and 8) expand evidenced-based treatment capacity and access.
- The Trust in partnership with the Alcohol Beverage Control Board engaged diverse stakeholders to improve the structure, organization, policies and associated implementation of Title 4, Alaska's statutes regulating alcohol industry. This multi-year effort has resulted in draft recommended revisions to the statute.

### Key Component Challenges

- Maintaining the budget reserve account balance sufficient to maintain or increase the Trust contribution to the comprehensive mental health program.
- Prioritizing Trust investment in grants to maximize impact.
- Monitoring the effectiveness of the Comprehensive Integrated Mental Health Plan.
- Monitoring Medicaid reform impacts on Alaska’s community treatment services and Trust beneficiaries.
- Coordinating and collaborating with the various state agencies, providers, and advocacy groups to meet the needs of the Trust beneficiaries.
- Providing support to the various task forces or initiatives on workforce development, beneficiary employment, consumer-based services, homelessness, alcohol abuse, domestic violence, and transportation issues to enable the current state administered programs to meet the needs of Trust beneficiaries and producing the greatest impact possible.
- Continuing to develop partnering initiatives to leverage funds from private corporations, foundations, and other funding sources for beneficiary related programs.
- Improving the information required to assess the extent, causes, and costs of unnecessary/avoidable incarceration of persons with mental disabilities not routinely collected by criminal justice system agencies.

### Significant Changes in Results to be Delivered in FY2019

No changes in results delivered.

### Statutory and Regulatory Authority

AS 37.14 Public Finance - Trust Funds  
AS 47.30 Mental Health  
20 AAC 40 Mental Health Trust Authority

Contact Information
<p><b>Contact:</b> Mike Abbott, Chief Executive Officer <b>Phone:</b> (907) 334-5909 <b>Fax:</b> (907) 269-7966 <b>E-mail:</b> mike.abbott@alaska.gov</p>



Mental Health Trust Operations Personal Services Information					
Authorized Positions			Personal Services Costs		
	FY2018 Management Plan	FY2019 Governor			
Full-time	17	17	Annual Salaries		1,739,669
Part-time	0	0	Premium Pay		0
Nonpermanent	0	0	Annual Benefits		917,717
			Less 1.62% Vacancy Factor		(43,042)
			Lump Sum Premium Pay		3,456
			Board Honoraria		55,000
<b>Totals</b>	<b>17</b>	<b>17</b>	<b>Total Personal Services</b>		<b>2,672,800</b>

Position Classification Summary					
Job Class Title	Anchorage	Fairbanks	Juneau	Others	Total
Admin Assistant	1	0	0	0	1
Administrative Assistant	1	0	0	0	1
Administrative Manager	1	0	0	0	1
Budget Controller	1	0	0	0	1
Chief Communications Officer	1	0	0	0	1
Chief Executive Officer	1	0	0	0	1
Chief Financial Officer	1	0	0	0	1
Chief Operating Officer	1	0	0	0	1
Dat Anl/Pol Off	1	0	0	0	1
Evaluation & Planning Officer	1	0	0	0	1
Grants Accountability Manager	1	0	0	0	1
Grants Administrator Manager	1	0	0	0	1
Senior Program Officer	1	0	0	0	1
Special Assistant	1	0	0	0	1
Trust Program Officer	3	0	0	0	3
<b>Totals</b>	<b>17</b>	<b>0</b>	<b>0</b>	<b>0</b>	<b>17</b>

Component Board Summary					
Board Description	Member Count	Pay Per Day	Budgeted Days	Additional Pay	Total Cost
Alaska Mental Health Trust Authority	7	200.00	36	779.68	55,000.00
<b>Total</b>					<b>55,000.00</b>

**Component Detail All Funds**  
**Department of Revenue**

**Component:** Mental Health Trust Operations (1423)  
**RDU:** Alaska Mental Health Trust Authority (47)

Non-Formula Component

	FY2017 Actuals	FY2018 Conference Committee	FY2018 Authorized	FY2018 Management Plan	FY2019 Governor	FY2018 Management Plan vs FY2019 Governor	
71000 Personal Services	2,257.7	2,672.8	2,672.8	2,672.8	2,672.8	0.0	0.0%
72000 Travel	82.6	127.0	127.0	127.0	127.0	0.0	0.0%
73000 Services	1,441.2	1,530.6	1,530.6	1,530.6	1,530.6	0.0	0.0%
74000 Commodities	140.8	67.0	67.0	67.0	67.0	0.0	0.0%
75000 Capital Outlay	65.4	0.0	0.0	0.0	0.0	0.0	0.0%
77000 Grants, Benefits	170.0	0.0	0.0	0.0	0.0	0.0	0.0%
78000 Miscellaneous	0.0	0.0	0.0	0.0	0.0	0.0	0.0%
<b>Totals</b>	<b>4,157.7</b>	<b>4,397.4</b>	<b>4,397.4</b>	<b>4,397.4</b>	<b>4,397.4</b>	<b>0.0</b>	<b>0.0%</b>
<b>Fund Sources:</b>							
1007I/A Rcpts (Other)	290.8	30.0	30.0	30.0	30.0	0.0	0.0%
1094MHT Admin (Other)	3,366.9	3,867.4	3,867.4	3,867.4	3,867.4	0.0	0.0%
1180Alcohol Fd (DGF)	500.0	500.0	500.0	500.0	500.0	0.0	0.0%
<b>Unrestricted General (UGF)</b>	<b>0.0</b>	<b>0.0</b>	<b>0.0</b>	<b>0.0</b>	<b>0.0</b>	<b>0.0</b>	<b>0.0%</b>
<b>Designated General (DGF)</b>	<b>500.0</b>	<b>500.0</b>	<b>500.0</b>	<b>500.0</b>	<b>500.0</b>	<b>0.0</b>	<b>0.0%</b>
<b>Other Funds</b>	<b>3,657.7</b>	<b>3,897.4</b>	<b>3,897.4</b>	<b>3,897.4</b>	<b>3,897.4</b>	<b>0.0</b>	<b>0.0%</b>
<b>Federal Funds</b>	<b>0.0</b>	<b>0.0</b>	<b>0.0</b>	<b>0.0</b>	<b>0.0</b>	<b>0.0</b>	<b>0.0%</b>
<b>Positions:</b>							
Permanent Full Time	17	17	17	17	17	0	0.0%
Permanent Part Time	0	0	0	0	0	0	0.0%
Non Permanent	0	0	0	0	0	0	0.0%

**Change Record Detail - Multiple Scenarios with Descriptions**  
**Department of Revenue**

**Component:** Mental Health Trust Operations (1423)  
**RDU:** Alaska Mental Health Trust Authority (47)

Scenario/Change Record Title	Trans Type	Totals	Personal Services	Travel	Services	Commodities	Capital Outlay	Grants, Benefits	Miscellaneous	Positions		NP
										PFT	PPT	
***** Changes From FY2018 Conference Committee To FY2018 Authorized *****												
<b>FY2018 Conference Committee</b>												
	ConfCom	4,397.4	2,672.8	127.0	1,530.6	67.0	0.0	0.0	0.0	17	0	0
1007 I/A Rcpts		30.0										
1094 MHT Admin		3,867.4										
1180 Alcohol Fd		500.0										
<b>Subtotal</b>		<b>4,397.4</b>	<b>2,672.8</b>	<b>127.0</b>	<b>1,530.6</b>	<b>67.0</b>	<b>0.0</b>	<b>0.0</b>	<b>0.0</b>	<b>17</b>	<b>0</b>	<b>0</b>
***** Changes From FY2018 Management Plan To FY2019 Governor *****												
<b>Reverse Mental Health Trust Recommendation</b>												
	OTI	-3,867.4	-2,642.8	-127.0	-1,030.6	-67.0	0.0	0.0	0.0	0	0	0
1094 MHT Admin		-3,867.4										
<b>Mental Health Trust Continuing - Maintain Trust Authority Administrative Budget</b>												
	IncM	3,867.4	2,642.8	127.0	1,030.6	67.0	0.0	0.0	0.0	0	0	0
1094 MHT Admin		3,867.4										
<b>Totals</b>		<b>4,397.4</b>	<b>2,672.8</b>	<b>127.0</b>	<b>1,530.6</b>	<b>67.0</b>	<b>0.0</b>	<b>0.0</b>	<b>0.0</b>	<b>17</b>	<b>0</b>	<b>0</b>

The Alaska Mental Health Trust Authority (the Trust) administrative budget supports the operation of the Trust office and the Board of Trustees. The Trust Authority is tasked in statute with being trustees of the cash and non-cash assets of the legal trust, making budget recommendations for the Mental Health Budget Bill, partnering with the Department of Health & Social Services to ensure a Comprehensive Mental Health Program Plan, and providing leadership in Trust beneficiary-related issues. The Trust, a state corporation, is administratively housed in the Department of Revenue.

**Personal Services Expenditure Detail**  
**Department of Revenue**

**Scenario:** FY2019 Governor (14641)  
**Component:** Mental Health Trust Operations (1423)  
**RDU:** Alaska Mental Health Trust Authority (47)

PCN	Job Class Title	Time Status	Retire Code	Barg Unit	Location	Salary Sched	Range / Step	Comp Months	Split / Count	Annual Salaries	COLA	Premium Pay	Annual Benefits	Total Costs	UGF Amount
04-9400	Chief Executive Officer	FT	A	XE	Anchorage	N00	28 /	12.0		179,667	0	0	78,050	257,717	0
04-9401	Senior Program Officer	FT	A	XE	Anchorage	N00	24	12.0		123,524	0	0	61,648	185,172	0
04-9402	Evaluation & Planning Officer	FT	A	XE	Anchorage	N00	24 /	12.0		115,333	0	0	58,799	174,132	0
04-9403	Chief Financial Officer	FT	A	XE	Anchorage	N00	24 /	12.0		144,433	0	0	67,956	212,389	0
04-9404	Administrative Manager	FT	A	XE	Anchorage	N00	20 /	12.0		87,558	0	0	49,139	136,697	0
04-9405	Grants Administrator Manager	FT	A	XE	Anchorage	N00	21	12.0		95,082	0	0	51,756	146,838	0
04-9406	Chief Operating Officer	FT	A	XE	Anchorage	N00	27 /	12.0		143,687	0	0	67,742	211,429	0
04-9407	Budget Controller	FT	A	XE	Anchorage	N00	20 /	12.0		82,149	0	0	47,258	129,407	0
04-9411	Grants Accountability Manager	FT	A	XE	Anchorage	N00	19	12.0		92,649	0	0	50,910	143,559	0
04-X008	Special Assistant	FT	A	XE	Anchorage	N00	17 /	12.0		76,600	0	0	45,328	121,928	0
04-X010	Chief Communications Officer	FT	A	XE	Anchorage	N00	24 /	12.0		115,227	0	0	58,762	173,989	0
04-X013	Trust Program Officer	FT	A	XE	Anchorage	N00	22 /	12.0		91,655	0	0	50,564	142,219	0
04-X014	Admin Assistant	FT	A	XE	Anchorage	N00	16 /	12.0		56,580	0	0	38,365	94,945	0
04-X046	Trust Program Officer	FT	A	XE	Anchorage	N00	22 /	12.0		85,866	0	0	48,550	134,416	0
04-X076	Trust Program Officer	FT	A	XE	Anchorage	N00	22	12.0		106,494	0	0	55,725	162,219	0
04-X083	Dat Anl/Pol Off	FT	A	XE	Anchorage	N00	24	12.0		102,752	0	0	54,423	157,175	0
04-Z001	Administrative Assistant	FT	A	XE	Anchorage	N00	10	12.0		40,413	0	0	32,742	73,155	0
													<b>Total Salary Costs:</b>	1,739,669	
													<b>Total COLA:</b>	0	
													<b>Total Premium Pay::</b>	0	
													<b>Total Benefits:</b>	917,717	
													<b>Total Pre-Vacancy:</b>	2,657,386	
													<b>Minus Vacancy Adjustment of 1.62%:</b>	(43,042)	
													<b>Total Post-Vacancy:</b>	2,614,344	
													<b>Plus Lump Sum Premium Pay:</b>	3,456	
													<b>Plus Board Honoraria Pay:</b>	55,000	
													<b>Personal Services Line 100:</b>	2,672,800	
<b>Total Component Months:</b>		204.0													
<b>PCN Funding Sources:</b>					<b>Pre-Vacancy</b>	<b>Post-Vacancy</b>	<b>Percent</b>								
1094 Mental Health Trust Administration					2,657,386	2,614,344	100.00%								
<b>Total PCN Funding:</b>					<b>2,657,386</b>	<b>2,614,344</b>	<b>100.00%</b>								

Note: If a position is split, an asterisk (\*) will appear in the Split/Count column. If the split position is also counted in the component, two asterisks (\*\*) will appear in this column. [No valid job title] appearing in the Job Class Title indicates that the PCN has an invalid class code or invalid range for the class code effective date of this scenario.

**Personal Services Expenditure Detail**  
**Department of Revenue**

**Scenario:** FY2019 Governor (14641)  
**Component:** Mental Health Trust Operations (1423)  
**RDU:** Alaska Mental Health Trust Authority (47)

<b>Lump Sum Funding Sources:</b>	<b>Amount</b>	<b>Percent</b>
1094 Mental Health Trust Administration	3,456	100.00%
<b>Total Lump Sum Funding:</b>	<b>3,456</b>	<b>100.00%</b>

Note: If a position is split, an asterisk (\*) will appear in the Split/Count column. If the split position is also counted in the component, two asterisks (\*\*) will appear in this column.  
[No valid job title] appearing in the Job Class Title indicates that the PCN has an invalid class code or invalid range for the class code effective date of this scenario.

**Line Item Detail (1676)**  
**Department of Revenue**  
**Travel**

**Component:** Mental Health Trust Operations (1423)

<b>Line Number</b>	<b>Line Name</b>		<b>FY2017 Actuals</b>	<b>FY2018 Management Plan</b>	<b>FY2019 Governor</b>
2000	Travel		82.6	127.0	127.0
<b>Object Class</b>	<b>Servicing Agency</b>	<b>Explanation</b>	<b>FY2017 Actuals</b>	<b>FY2018 Management Plan</b>	<b>FY2019 Governor</b>
<b>2000 Travel Detail Totals</b>			<b>82.6</b>	<b>127.0</b>	<b>127.0</b>
2000	In-State Employee Travel	Employee instate travel - airfare, lodging, surface transportation, reimbursable travel costs, and meal & incidentals	41.8	62.0	62.0
2001	In-State Non-Employee Travel	Non-Employee instate travel - airfare, lodging, surface transportation, reimbursable travel costs, and meal & incidentals	36.9	35.0	35.0
2002	Out of State Employee Travel	Employee out of state travel - airfare, lodging, surface transportation, reimbursable travel costs, and meal & incidentals	4.0	15.0	15.0
2003	Out of State Non-Employee Travel	Non-Employee out of state travel - airfare, lodging, surface transportation, reimbursable travel costs, and meal & incidentals	-0.1	15.0	15.0

**Line Item Detail (1676)**  
**Department of Revenue**  
**Services**

**Component:** Mental Health Trust Operations (1423)

<b>Line Number</b>	<b>Line Name</b>		<b>FY2017 Actuals</b>	<b>FY2018 Management Plan</b>	<b>FY2019 Governor</b>
3000	Services		1,441.2	1,530.6	1,530.6
<b>Object Class</b>	<b>Servicing Agency</b>	<b>Explanation</b>	<b>FY2017 Actuals</b>	<b>FY2018 Management Plan</b>	<b>FY2019 Governor</b>
<b>3000 Services Detail Totals</b>			<b>1,441.2</b>	<b>1,530.6</b>	<b>1,530.6</b>
3000	Education Services	Training, conferences, memberships, and employee tuition	9.6	30.0	20.0
3001	Financial Services	Accounting, auditing, management/consulting services	39.5	100.0	150.0
3002	Legal and Judicial Services	Transcription services	131.6	135.0	145.0
3003	Information Technology	IT training, consulting, software licensing, software maintenance, and IT equipment leases	63.7	67.7	75.0
3004	Telecommunications	Local, long distance, cellular and telecommunications equipment charges; data/network; and television	50.6	70.3	87.0
3006	Delivery Services	Delivery and courier services	0.7	1.5	2.5
3007	Advertising and Promotions	Advertising of legal notices for regulations and public hearings	18.8	7.5	30.0
3008	Utilities	Disposal of records and confidential material	0.1	0.0	1.0
3009	Structure/Infrastructure/Land	Repairs/maintenance of structures or infrastructure	6.4	6.0	12.0
3010	Equipment/Machinery	Repairs, maintenance, rentals and/or leases of office furniture and equipment	15.8	15.8	24.2
3011	Other Services	Professional management and consulting services; printing and copying services; and State Travel	586.9	370.0	144.1

**Line Item Detail (1676)**  
**Department of Revenue**  
**Services**

**Component:** Mental Health Trust Operations (1423)

Object Class		Servicing Agency	Explanation	FY2017 Actuals	FY2018 Management Plan	FY2019 Governor
<b>3000 Services Detail Totals</b>				<b>1,441.2</b>	<b>1,530.6</b>	<b>1,530.6</b>
			Office fees			
3017	Inter-Agency Information Technology Non-Telecommunications	Admin - Department-wide	ETS chargeback for computer services (including EPR and MICS charges for mainframe usage)	8.0	11.7	15.0
3018	Inter-Agency Information Technology Telecommunications	Admin - Department-wide	ETS chargeback for telecommunications EPR, phone lines and service requests	30.5	27.1	27.1
3021	Inter-Agency Mail	Admin - Department-wide	Central mailroom services including pickup and delivery of U.S. mail, postage, mailing of state warrants	0.7	0.4	0.7
3022	Inter-Agency Human Resources	Admin - Department-wide	Human resource and payroll services provided by the Division of Personnel	10.6	12.3	12.3
3024	Inter-Agency Legal	Law - Department-wide	Legal services provided by the Department of Law	7.9	25.0	25.0
3026	Inter-Agency Insurance	Admin - Department-wide	Risk Management	0.4	0.3	0.5
3027	Inter-Agency Financial	Admin - Department-wide	Division of Finance IRIS and AKPAY	9.3	28.5	28.5
3028	Inter-Agency Americans with Disabilities Act Compliance	Admin - Department-wide	ADA compliance	0.0	0.2	0.2
3029	Inter-Agency Education/Training	Admin - Department-wide	Training provided by state agencies – Division of General Services and Division of Finance training for procurement and ALDER reporting	0.4	0.4	0.5
3036	Inter-Agency Safety	Admin - Department-wide	Parking enforcement at State Office Building located in Juneau	0.1	0.0	0.0
3037	State Equipment Fleet	Trans - Department-wide	State equipment fleet, fuel and fixed costs services	0.2	0.0	0.0
3038	Inter-Agency Management/Consulting	Rev - Administrative Services (125)	Support services provided by the Administrative Services Division, including IT, fiscal, budget, contract management, procurement, and legislative support	176.3	194.4	200.0



**Line Item Detail (1676)**  
**Department of Revenue**  
**Services**

**Component:** Mental Health Trust Operations (1423)

Object Class		Servicing Agency	Explanation	FY2017 Actuals	FY2018 Management Plan	FY2019 Governor
<b>3000 Services Detail Totals</b>				<b>1,441.2</b>	<b>1,530.6</b>	<b>1,530.6</b>
3038	Inter-Agency Management/Consulting	Rev - Commissioner's Office (123)	Support services provided by the Commissioner's Office	23.2	26.5	30.0
3038	Inter-Agency Management/Consulting	Univ - Department-wide	RSA for Public Policy Fellow Position	249.9	400.0	500.0

**Line Item Detail (1676)**  
**Department of Revenue**  
**Commodities**

**Component:** Mental Health Trust Operations (1423)

<b>Line Number</b>	<b>Line Name</b>		<b>FY2017 Actuals</b>	<b>FY2018 Management Plan</b>	<b>FY2019 Governor</b>
4000	Commodities		140.8	67.0	67.0
<b>Object Class</b>	<b>Servicing Agency</b>	<b>Explanation</b>	<b>FY2017 Actuals</b>	<b>FY2018 Management Plan</b>	<b>FY2019 Governor</b>
<b>4000 Commodities Detail Totals</b>			<b>140.8</b>	<b>67.0</b>	<b>67.0</b>
4000	Business	Business supplies including book and educational equipment and furniture; office supplies; desktop computers, printers and IT equipment less than \$5,000 per item; and subscriptions including electronic access to information	124.0	55.0	55.0
4002	Household/Institutional	Institutional supplies	16.8	12.0	12.0

**Line Item Detail (1676)**  
**Department of Revenue**  
**Capital Outlay**

**Component:** Mental Health Trust Operations (1423)

<b>Line Number</b>	<b>Line Name</b>		<b>FY2017 Actuals</b>	<b>FY2018 Management Plan</b>	<b>FY2019 Governor</b>
5000	Capital Outlay		65.4	0.0	0.0
<b>Object Class</b>	<b>Servicing Agency</b>	<b>Explanation</b>	<b>FY2017 Actuals</b>	<b>FY2018 Management Plan</b>	<b>FY2019 Governor</b>
<b>5000 Capital Outlay Detail Totals</b>			<b>65.4</b>	<b>0.0</b>	<b>0.0</b>
5004	Equipment	IT Equipment > \$5,000: servers and other network equipment, firewall and remote access equipment, tape backup devices and general office equipment/furniture > \$5,000	65.4	0.0	0.0

**Line Item Detail (1676)**  
**Department of Revenue**  
**Grants, Benefits**

**Component:** Mental Health Trust Operations (1423)

<b>Line Number</b>	<b>Line Name</b>		<b>FY2017 Actuals</b>	<b>FY2018 Management Plan</b>	<b>FY2019 Governor</b>
7000	Grants, Benefits		170.0	0.0	0.0
<b>Object Class</b>	<b>Servicing Agency</b>	<b>Explanation</b>	<b>FY2017 Actuals</b>	<b>FY2018 Management Plan</b>	<b>FY2019 Governor</b>
		<b>7000 Grants, Benefits Detail Totals</b>	<b>170.0</b>	<b>0.0</b>	<b>0.0</b>
7001	Grants		170.0	0.0	0.0

**Revenue Detail (1681)**  
**Department of Revenue**

**Component:** Mental Health Trust Operations (1423)

Revenue Type (OMB Fund Code) Revenue Source	Component	Comment	FY2017 Actuals	FY2018 Management Plan	FY2019 Governor
<b>5007 I/A Rcpts (1007 I/A Rcpts)</b>			<b>290.8</b>	<b>30.0</b>	<b>30.0</b>
5301 Inter-Agency Receipts	H&SS - Department-wide	Recover Alaska Sponsorship Unbudgeted RSA with H&SS	100.0	0.0	0.0
5301 Inter-Agency Receipts	NatRes - Department-wide	Public Relations Support RSA for Public Relations Support	52.8	0.0	0.0
5301 Inter-Agency Receipts	Rev - AHFC Operations (110)	Foraker Group - Pre-development RSA for Foraker Group - Pre-development Project	70.0	0.0	0.0
5301 Inter-Agency Receipts	Rev - Long Term Care Ombudsman Office (2749)	RSA between Mental Health Trust Authority and Long Term Care Ombudsman's Office for support services	30.0	30.0	30.0
5301 Inter-Agency Receipts	NatRes - Department-wide	Yosemite Drive Legal Support RSA for Yosemite Drive Legal Support	38.0	0.0	0.0

**Inter-Agency Services (1682)**  
**Department of Revenue**

**Component:** Mental Health Trust Operations (1423)

				FY2017 Actuals	FY2018 Management Plan	FY2019 Governor
<b>Component Totals</b>				<b>517.5</b>	<b>726.8</b>	<b>839.8</b>
With Department of Administration				60.0	80.9	84.8
With Department of Law				7.9	25.0	25.0
With Department of Transportation/Public Facilities				0.2	0.0	0.0
With Department of Revenue				199.5	220.9	230.0
With University of Alaska				249.9	400.0	500.0
<b>Object Class</b>	<b>Servicing Agency</b>	<b>Explanation</b>		FY2017 Actuals	FY2018 Management Plan	FY2019 Governor
3017	Inter-Agency Information Technology Non-Telecommunications	Admin - Department-wide	ETS chargeback for computer services (including EPR and MICS charges for mainframe usage)	8.0	11.7	15.0
3018	Inter-Agency Information Technology Telecommunications	Admin - Department-wide	ETS chargeback for telecommunications EPR, phone lines and service requests	30.5	27.1	27.1
3021	Inter-Agency Mail	Admin - Department-wide	Central mailroom services including pickup and delivery of U.S. mail, postage, mailing of state warrants	0.7	0.4	0.7
3022	Inter-Agency Human Resources	Admin - Department-wide	Human resource and payroll services provided by the Division of Personnel	10.6	12.3	12.3
3024	Inter-Agency Legal	Law - Department-wide	Legal services provided by the Department of Law	7.9	25.0	25.0
3026	Inter-Agency Insurance	Admin - Department-wide	Risk Management	0.4	0.3	0.5
3027	Inter-Agency Financial	Admin - Department-wide	Division of Finance IRIS and AKPAY	9.3	28.5	28.5
3028	Inter-Agency Americans with Disabilities Act Compliance	Admin - Department-wide	ADA compliance	0.0	0.2	0.2
3029	Inter-Agency Education/Training	Admin - Department-wide	Training provided by state agencies – Division of General Services and Division of Finance training for procurement and ALDER reporting	0.4	0.4	0.5
3036	Inter-Agency Safety	Admin - Department-wide	Parking enforcement at State Office Building located in Juneau	0.1	0.0	0.0
FY2019 Governor Department of Revenue				Released December 15, 2017 Page 198		

**Inter-Agency Services (1682)**  
**Department of Revenue**

**Component:** Mental Health Trust Operations (1423)

<b>Object Class</b>	<b>Servicing Agency</b>	<b>Explanation</b>	<b>FY2017 Actuals</b>	<b>FY2018 Management Plan</b>	<b>FY2019 Governor</b>
3037 State Equipment Fleet	Trans - Department-wide	State equipment fleet, fuel and fixed costs services	0.2	0.0	0.0
3038 Inter-Agency Management/Consulting	Rev - Administrative Services (125)	Support services provided by the Administrative Services Division, including IT, fiscal, budget, contract management, procurement, and legislative support	176.3	194.4	200.0
3038 Inter-Agency Management/Consulting	Rev - Commissioner's Office (123)	Support services provided by the Commissioner's Office	23.2	26.5	30.0
3038 Inter-Agency Management/Consulting	Univ - Department-wide	RSA for Public Policy Fellow Position	249.9	400.0	500.0

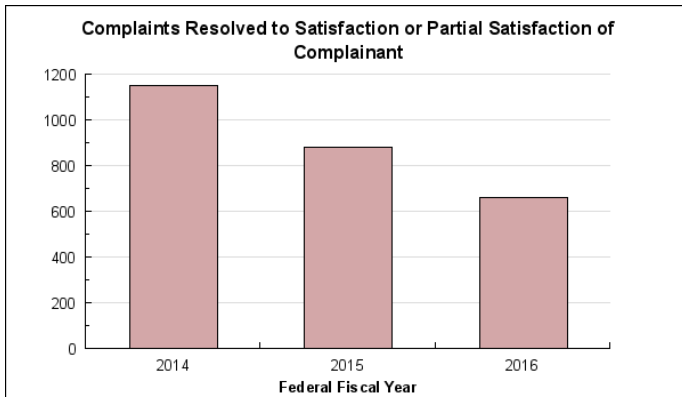
**Component: Long Term Care Ombudsman Office**

**Contribution to Department's Mission**

The mission of Alaska's Office of the Long Term Care Ombudsman is to promote and protect the health, safety, welfare and rights of Alaskan seniors, age 60 and over.

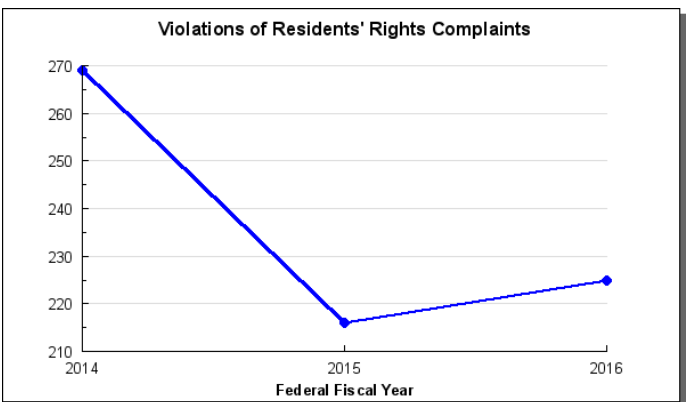
**Results**

(Additional performance information is available on the web at <https://omb.alaska.gov/results>.)



Target: The LTCO program shall visit each of the 16 skilled nursing homes and approximately 279+ assisted living homes in the state at least once per year by volunteer ombudsmen or full time ombudsmen.

Target: Complaints regarding resident quality of care from or on behalf of seniors residing in LTC are reduced by 10% compared to the previous fiscal year.



Target: Complaints regarding quality of life issues from or on behalf of seniors residing in long term care are reduced by 10% compared to the previous fiscal year.

Target: Complaints from or on behalf of Alaskan seniors, age 60 or over are reduced by 10% compared to the previous fiscal year.



Target: The LTCO program shall educate the community about long term care (LTC), the LTC Ombudsman Program and related issues such as residents' rights at a minimum of three community outreach or education events annually per full-time employee.

**Core Services**

- Resolution of complaints to the satisfaction of the senior.
- Develop and support the creation and maintenance of Family and Resident Councils.
- Ensure the needs, interests, and opinions of Alaskan seniors are conveyed to policy makers.
- The Long Term Care Ombudsman (LTCO) Program will actively advocate to protect the rights of seniors by educating care providers and the public through community outreach and training.

**Measures by Core Service**

(Additional performance information is available on the web at <https://omb.alaska.gov/results>.)

**1. Resolution of complaints to the satisfaction of the senior.**

Target: The number of full-time long term care ombudsmen meets at least the minimum national standard of one full-time ombudsman for every 2,000 long term care beds in long term care facilities to ensure facility residents are served in accordance with AS 47.62.

Target: The number of full-time long term care ombudsmen is adequate to serve older Alaskans, 60 years old and older, in issues not related to long term care facilities in accordance with AS 47.62.015(b).

Target: Continue to establish a viable Volunteer Long Term Care Ombudsman program so residents, family and staff at nursing and assisted living homes are aware of and understand residents' rights and the function of the LTCO.

**2. Develop and support the creation and maintenance of Family and Resident Councils.**

Target: The LTCO Program shall support the development and strengthening of Resident

Target: The LTCO program shall support the development and strengthening of Family

Councils at all nursing homes, especially those with more than 20 residents, and state pioneer homes to ensure these councils are an effective voice for elderly LTC residents.

Councils at all nursing homes, especially those with more than 20 residents, and State Pioneer Homes to ensure these councils are an effective voice for elderly LTC residents.

**3. Ensure the needs, interests, and opinions of Alaskan seniors are conveyed to policy makers.**

Target: The LTCO will contact legislative and regulatory agencies on 100% of the legislative bills or state regulations being proposed that affect older Alaskans.

**4. The Long Term Care Ombudsman (LTCO) Program will actively advocate to protect the rights of seniors by educating care providers and the public through community outreach and training.**

Target: The LTCO Program will conduct at least three formal training courses annually to advocate for the prevention of elder abuse and to provide information about reporting elder abuse.

Target: The LTCO Program will conduct training at least six times per year to long term care providers regarding resident rights, the role of the LTCO, and LTCO assistance available to care providers.

**Major Component Accomplishments in 2017**

- Conducted 927 unannounced facility visits to monitor the safety and well-being of seniors in assisted living and nursing homes statewide.
- Provided information and referral to 399 members of the public.
- Provided consultation to 153 providers of long term care services.
- Assigned staff coverage of facilities and complain investigation by zip codes which has improved relationships with residents and facility staff as well as improved care in facilities that need additional support.

**Key Component Challenges**

- Responding to complaints relating to seniors in long term care facilities. Between FY2012 and FY2016, the number of complaints the Ombudsman investigated decreased from 1,149 to 662.
- To recruit, train, supervise, and retain an adequate number of volunteer ombudsmen to make unannounced visits to facilities statewide. In the last year, the number of volunteers increase from 16 to 33.

### Significant Changes in Results to be Delivered in FY2019

No changes in results delivered.

### Statutory and Regulatory Authority

AS 47.62 Office of the Long Term Care Ombudsman

AS 47.24 Protection of Vulnerable Adults

Federal Older Americans Act, Chapter 2, Section 712

Contact Information
<p><b>Contact:</b> Teresa Holt, Long Term Care Ombudsman <b>Phone:</b> (907) 334-4480 <b>Fax:</b> (907) 334-4486 <b>E-mail:</b> <a href="mailto:teresa.holt@alaska.gov">teresa.holt@alaska.gov</a></p>

Long Term Care Ombudsman Office Personal Services Information				
Authorized Positions			Personal Services Costs	
	<u>FY2018</u> <u>Management</u> <u>Plan</u>	<u>FY2019</u> <u>Governor</u>		
Full-time	6	6	Annual Salaries	470,700
Part-time	0	0	Premium Pay	0
Nonpermanent	0	0	Annual Benefits	275,971
			<i>Less 2.69% Vacancy Factor</i>	(20,063)
			Lump Sum Premium Pay	2,592
<b>Totals</b>	<b>6</b>	<b>6</b>	<b>Total Personal Services</b>	<b>729,200</b>

Position Classification Summary					
Job Class Title	Anchorage	Fairbanks	Juneau	Others	Total
Asst Long Term Care Ombudsman	3	0	0	0	3
Deputy Long Term Care Ombudsma	1	0	0	0	1
Long Term Care Specialist	1	0	0	0	1
Long-Term Care Ombudsman	1	0	0	0	1
<b>Totals</b>	<b>6</b>	<b>0</b>	<b>0</b>	<b>0</b>	<b>6</b>

**Component Detail All Funds**  
**Department of Revenue**

**Component:** Long Term Care Ombudsman Office (2749)  
**RDU:** Alaska Mental Health Trust Authority (47)

Non-Formula Component

	FY2017 Actuals	FY2018 Conference Committee	FY2018 Authorized	FY2018 Management Plan	FY2019 Governor	FY2018 Management Plan vs FY2019 Governor	
71000 Personal Services	712.1	716.4	716.4	716.4	729.2	12.8	1.8%
72000 Travel	37.5	31.3	31.3	31.3	45.0	13.7	43.8%
73000 Services	119.9	120.5	120.5	120.5	125.5	5.0	4.1%
74000 Commodities	1.9	5.2	5.2	5.2	5.2	0.0	0.0%
75000 Capital Outlay	0.0	0.0	0.0	0.0	0.0	0.0	0.0%
77000 Grants, Benefits	0.0	0.0	0.0	0.0	0.0	0.0	0.0%
78000 Miscellaneous	0.0	0.0	0.0	0.0	0.0	0.0	0.0%
<b>Totals</b>	<b>871.4</b>	<b>873.4</b>	<b>873.4</b>	<b>873.4</b>	<b>904.9</b>	<b>31.5</b>	<b>3.6%</b>
<b>Fund Sources:</b>							
1007I/A Rcpts (Other)	420.8	410.1	410.1	410.1	410.1	0.0	0.0%
1037GF/MH (UGF)	450.6	463.3	463.3	463.3	494.8	31.5	6.8%
<b>Unrestricted General (UGF)</b>	<b>450.6</b>	<b>463.3</b>	<b>463.3</b>	<b>463.3</b>	<b>494.8</b>	<b>31.5</b>	<b>6.8%</b>
<b>Designated General (DGF)</b>	<b>0.0</b>	<b>0.0</b>	<b>0.0</b>	<b>0.0</b>	<b>0.0</b>	<b>0.0</b>	<b>0.0%</b>
<b>Other Funds</b>	<b>420.8</b>	<b>410.1</b>	<b>410.1</b>	<b>410.1</b>	<b>410.1</b>	<b>0.0</b>	<b>0.0%</b>
<b>Federal Funds</b>	<b>0.0</b>	<b>0.0</b>	<b>0.0</b>	<b>0.0</b>	<b>0.0</b>	<b>0.0</b>	<b>0.0%</b>
<b>Positions:</b>							
Permanent Full Time	6	6	6	6	6	0	0.0%
Permanent Part Time	0	0	0	0	0	0	0.0%
Non Permanent	0	0	0	0	0	0	0.0%

**Change Record Detail - Multiple Scenarios with Descriptions**  
**Department of Revenue**

**Component:** Long Term Care Ombudsman Office (2749)  
**RDU:** Alaska Mental Health Trust Authority (47)

Scenario/Change Record Title	Trans Type	Totals	Personal Services	Travel	Services	Commodities	Capital Outlay	Grants, Benefits	Miscellaneous	Positions		NP
										PFT	PPT	
***** Changes From FY2018 Conference Committee To FY2018 Authorized *****												
<b>FY2018 Conference Committee</b>												
ConfCom		873.4	716.4	31.3	120.5	5.2	0.0	0.0	0.0	6	0	0
1007 I/A Rcpts		410.1										
1037 GF/MH		463.3										
<b>Subtotal</b>		<b>873.4</b>	<b>716.4</b>	<b>31.3</b>	<b>120.5</b>	<b>5.2</b>	<b>0.0</b>	<b>0.0</b>	<b>0.0</b>	<b>6</b>	<b>0</b>	<b>0</b>
***** Changes From FY2018 Management Plan To FY2019 Governor *****												
<b>MH Trust: Cont - Long Term Care Ombudsman's Office</b>												
Inc		31.5	0.0	13.7	17.8	0.0	0.0	0.0	0.0	0	0	0
1037 GF/MH		31.5										
<b>Align Authority to Continue Existing Service Levels</b>												
LIT		0.0	12.8	0.0	-12.8	0.0	0.0	0.0	0.0	0	0	0
Align authority to continue existing service levels.												
<b>Totals</b>		<b>904.9</b>	<b>729.2</b>	<b>45.0</b>	<b>125.5</b>	<b>5.2</b>	<b>0.0</b>	<b>0.0</b>	<b>0.0</b>	<b>6</b>	<b>0</b>	<b>0</b>

**Personal Services Expenditure Detail**  
**Department of Revenue**

**Scenario:** FY2019 Governor (14641)  
**Component:** Long Term Care Ombudsman Office (2749)  
**RDU:** Alaska Mental Health Trust Authority (47)

PCN	Job Class Title	Time Status	Retire Code	Barg Unit	Location	Salary Sched	Range / Step	Comp Months	Split / Count	Annual Salaries	COLA	Premium Pay	Annual Benefits	Total Costs	UGF Amount
02-1504	Long-Term Care Ombudsman	FT	A	SS	Anchorage	200	23J / K	12.0		104,600	0	0	55,210	159,810	103,078
02-1528	Deputy Long Term Care Ombudsma	FT	A	XE	Anchorage	N00	21E / F	12.0		84,007	0	0	47,904	131,911	85,083
02-1544	Long Term Care Specialist	FT	A	XE	Anchorage	N00	16D / E	12.0		59,610	0	0	39,419	99,029	61,398
04-9408	Asst Long Term Care Ombudsman	FT	A	XE	Anchorage	99	18K / L	12.0		78,105	0	0	45,851	123,956	76,853
04-X030	Asst Long Term Care Ombudsman	FT	A	XE	Anchorage	N00	18D / E	12.0		68,406	0	0	42,478	110,884	68,748
04-X044	Asst Long Term Care Ombudsman	FT	A	XE	Anchorage	N00	18K	12.0		75,972	0	0	45,109	121,081	75,070

	Total Positions	New	Deleted	Total Salary Costs:	470,700
<b>Full Time Positions:</b>	6	0	0	<b>Total COLA:</b>	0
<b>Part Time Positions:</b>	0	0	0	<b>Total Premium Pay:</b>	0
<b>Non Permanent Positions:</b>	0	0	0	<b>Total Benefits:</b>	275,971
<b>Positions in Component:</b>	6	0	0	<b>Total Pre-Vacancy:</b>	746,671
				<b>Minus Vacancy Adjustment of 2.69%:</b>	(20,063)
				<b>Total Post-Vacancy:</b>	726,608
				<b>Plus Lump Sum Premium Pay:</b>	2,592
				<b>Personal Services Line 100:</b>	729,200

PCN Funding Sources:	Pre-Vacancy	Post-Vacancy	Percent
1007 Interagency Receipts	276,442	269,014	37.02%
1037 General Fund / Mental Health	470,229	457,594	62.98%
<b>Total PCN Funding:</b>	<b>746,671</b>	<b>726,608</b>	<b>100.00%</b>

Lump Sum Funding Sources:	Amount	Percent
1037 Interagency Receipts	1,326	51.00%
1037 General Fund / Mental Health	1,266	49.00%
<b>Total Lump Sum Funding:</b>	<b>2,592</b>	<b>100.00%</b>

Note: If a position is split, an asterisk (\*) will appear in the Split/Count column. If the split position is also counted in the component, two asterisks (\*\*) will appear in this column. [No valid job title] appearing in the Job Class Title indicates that the PCN has an invalid class code or invalid range for the class code effective date of this scenario.

**Line Item Detail (1676)**  
**Department of Revenue**  
**Travel**

**Component:** Long Term Care Ombudsman Office (2749)

<b>Line Number</b>	<b>Line Name</b>		<b>FY2017 Actuals</b>	<b>FY2018 Management Plan</b>	<b>FY2019 Governor</b>
2000	Travel		37.5	31.3	45.0
<b>Object Class</b>	<b>Servicing Agency</b>	<b>Explanation</b>	<b>FY2017 Actuals</b>	<b>FY2018 Management Plan</b>	<b>FY2019 Governor</b>
<b>2000 Travel Detail Totals</b>			<b>37.5</b>	<b>31.3</b>	<b>45.0</b>
2000	In-State Employee Travel	Employee instate travel - airfare, lodging, surface transportation, reimbursable travel costs, and meal & incidentals	33.4	27.3	42.2
2001	In-State Non-Employee Travel	Non-Employee instate travel - airfare, lodging, surface transportation, reimbursable travel costs, and meal & incidentals	0.4	1.0	1.0
2002	Out of State Employee Travel	Employee out of state travel - airfare, lodging, surface transportation, reimbursable travel costs, and meal & incidentals	3.7	2.7	1.5
2006	Other Travel Costs	Cash advance fees	0.0	0.3	0.3



**Line Item Detail (1676)**  
**Department of Revenue**  
**Services**

**Component:** Long Term Care Ombudsman Office (2749)

<b>Line Number</b>	<b>Line Name</b>		<b>FY2017 Actuals</b>	<b>FY2018 Management Plan</b>	<b>FY2019 Governor</b>
3000	Services		119.9	120.5	125.5
<b>Object Class</b>	<b>Servicing Agency</b>	<b>Explanation</b>	<b>FY2017 Actuals</b>	<b>FY2018 Management Plan</b>	<b>FY2019 Governor</b>
<b>3000 Services Detail Totals</b>			<b>119.9</b>	<b>120.5</b>	<b>125.5</b>
3000	Education Services	Training, conferences, memberships, and employee tuition	1.8	1.0	1.9
3003	Information Technology	IT training, consulting, software licensing, software maintenance, and IT equipment leases	4.8	5.5	4.8
3004	Telecommunications	Local, long distance, cellular and telecommunications equipment charges; data/network; and television	2.6	2.6	3.5
3009	Structure/Infrastructure/Land	Repairs/maintenance of structures or infrastructure	25.6	25.8	25.6
3010	Equipment/Machinery	Repairs, maintenance, rentals and/or leases of office furniture and equipment	1.9	2.4	2.1
3011	Other Services	Professional management and consulting services; printing and copying services; and State Travel Office fees	0.8	1.2	1.5
3017	Inter-Agency Information Technology Non-Telecommunications	Admin - Department-wide ETS chargeback for computer services (including EPR and MICS charges for mainframe usage)	2.8	4.1	5.3
3018	Inter-Agency Information Technology Telecommunications	Admin - Department-wide ETS chargeback for telecommunications EPR, phone lines and service requests	9.5	8.2	9.5
3021	Inter-Agency Mail	Admin - Department-wide Central mailroom services including pickup and delivery of U.S. mail,	0.7	0.1	0.7

**Line Item Detail (1676)**  
**Department of Revenue**  
**Services**

**Component:** Long Term Care Ombudsman Office (2749)

Object Class	Servicing Agency	Explanation	FY2017 Actuals	FY2018 Management Plan	FY2019 Governor
<b>3000 Services Detail Totals</b>			<b>119.9</b>	<b>120.5</b>	<b>125.5</b>
		postage, mailing of state warrants			
3022	Inter-Agency Human Resources	Admin - Department-wide			
		Human resource and payroll services provided by the Division of Personnel	3.8	3.9	4.1
3026	Inter-Agency Insurance	Admin - Department-wide			
		Risk Management	0.1	0.1	0.1
3027	Inter-Agency Financial	Admin - Department-wide			
		Division of Finance IRIS and AKPAY	0.3	0.2	0.3
3028	Inter-Agency Americans with Disabilities Act Compliance	Admin - Department-wide			
		ADA compliance	0.0	0.1	0.1
3038	Inter-Agency Management/Consulting	Rev - Administrative Services (125)			
		Support services provided by the Administrative Services Division, including IT, fiscal, budget, contract management, procurement, and legislative support	26.5	26.0	27.0
3038	Inter-Agency Management/Consulting	Rev - Commissioner's Office (123)			
		Support services provided by the Commissioner's Office	8.7	9.3	9.0
3038	Inter-Agency Management/Consulting	Rev - Mental Health Trust Operations (1423)			
		Administrative services provided by the Mental Health Trust Authority staff including fiscal, budget, contract management, procurement, and legislative support	30.0	30.0	30.0

**Line Item Detail (1676)**  
**Department of Revenue**  
**Commodities**

**Component:** Long Term Care Ombudsman Office (2749)

<b>Line Number</b>	<b>Line Name</b>		<b>FY2017 Actuals</b>	<b>FY2018 Management Plan</b>	<b>FY2019 Governor</b>
4000	Commodities		1.9	5.2	5.2
<b>Object Class</b>	<b>Servicing Agency</b>	<b>Explanation</b>	<b>FY2017 Actuals</b>	<b>FY2018 Management Plan</b>	<b>FY2019 Governor</b>
<b>4000 Commodities Detail Totals</b>			<b>1.9</b>	<b>5.2</b>	<b>5.2</b>
4000	Business	Business supplies including book and educational equipment and furniture; office supplies; desktop computers, printers and IT equipment less than \$5,000 per item; and subscriptions including electronic access to information	1.9	4.2	4.2
4002	Household/Institutional	Institutional supplies	0.0	1.0	1.0

**Revenue Detail (1681)**  
**Department of Revenue**

**Component:** Long Term Care Ombudsman Office (2749)

Revenue Type (OMB Fund Code) Revenue Source	Component	Comment	FY2017 Actuals	FY2018 Management Plan	FY2019 Governor
<b>5007 I/A Rcpts (1007 I/A Rcpts)</b>			<b>420.8</b>	<b>410.1</b>	<b>410.1</b>
5301 Inter-Agency Receipts		In accordance with the Governor's Executive Order #102, this RSA from the Dept. of Health & Social Services will provide the necessary funding for the associated costs for the administration of the Long Term Care Ombudsman office	420.8	410.1	410.1

**Inter-Agency Services (1682)**  
**Department of Revenue**

**Component:** Long Term Care Ombudsman Office (2749)

				FY2017 Actuals	FY2018 Management Plan	FY2019 Governor
<b>Component Totals</b>				<b>82.4</b>	<b>82.0</b>	<b>86.1</b>
With Department of Administration				17.2	16.7	20.1
With Department of Revenue				65.2	65.3	66.0
<b>Object Class</b>	<b>Servicing Agency</b>	<b>Explanation</b>	<b>FY2017 Actuals</b>	<b>FY2018 Management Plan</b>	<b>FY2019 Governor</b>	
3017	Inter-Agency Information Technology Non-Telecommunications	Admin - Department-wide ETS chargeback for computer services (including EPR and MICS charges for mainframe usage)	2.8	4.1	5.3	
3018	Inter-Agency Information Technology Telecommunications	Admin - Department-wide ETS chargeback for telecommunications EPR, phone lines and service requests	9.5	8.2	9.5	
3021	Inter-Agency Mail	Admin - Department-wide Central mailroom services including pickup and delivery of U.S. mail, postage, mailing of state warrants	0.7	0.1	0.7	
3022	Inter-Agency Human Resources	Admin - Department-wide Human resource and payroll services provided by the Division of Personnel	3.8	3.9	4.1	
3026	Inter-Agency Insurance	Admin - Department-wide Risk Management	0.1	0.1	0.1	
3027	Inter-Agency Financial	Admin - Department-wide Division of Finance IRIS and AKPAY	0.3	0.2	0.3	
3028	Inter-Agency Americans with Disabilities Act Compliance	Admin - Department-wide ADA compliance	0.0	0.1	0.1	
3038	Inter-Agency Management/Consulting	Rev - Administrative Services (125) Support services provided by the Administrative Services Division, including IT, fiscal, budget, contract management, procurement, and legislative support	26.5	26.0	27.0	
3038	Inter-Agency Management/Consulting	Rev - Commissioner's Office (123) Support services provided by the Commissioner's Office	8.7	9.3	9.0	
3038	Inter-Agency Management/Consulting	Rev - Mental Health Trust Operations (1423) Administrative services provided by the Mental Health Trust Authority staff including fiscal, budget, contract management, procurement, and legislative support	30.0	30.0	30.0	
FY2019 Governor Department of Revenue				Released December 15, 2017 Page 213		

**Inter-Agency Services (1682)**  
**Department of Revenue**

**Component:** Long Term Care Ombudsman Office (2749)

**RDU/Component: AMBBA Operations**

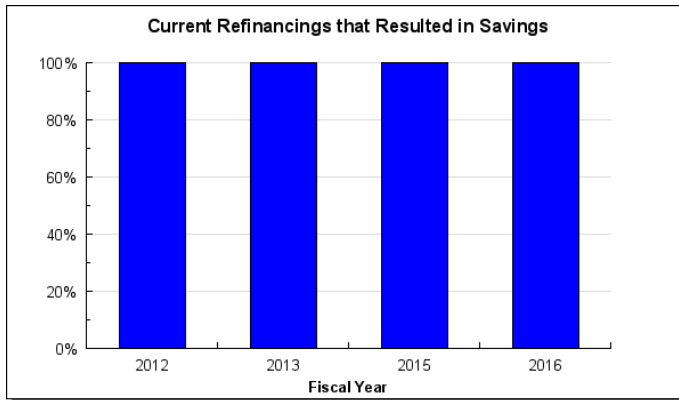
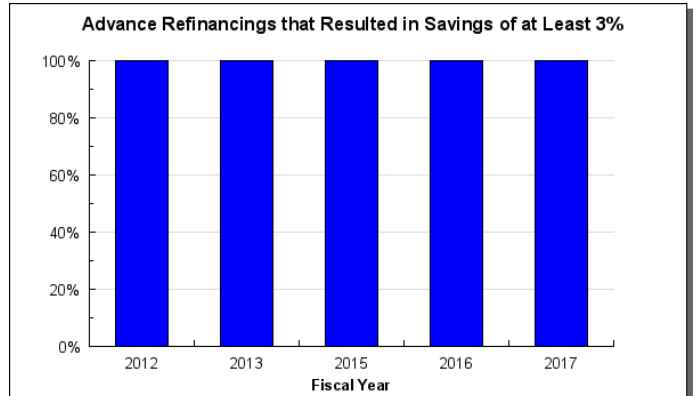
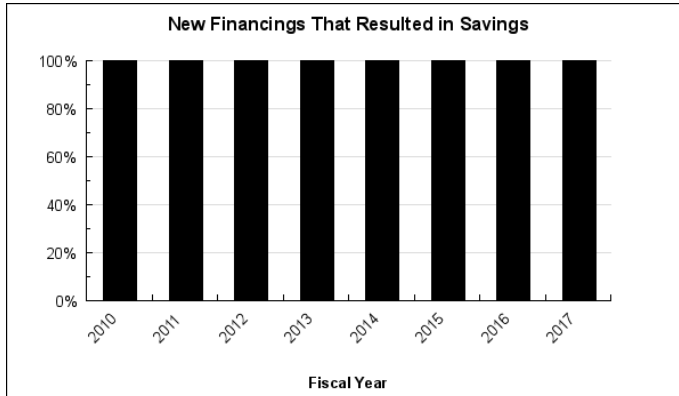
*(There is only one component in this RDU. To reduce duplicate information, we did not print a separate RDU section.)*

**Contribution to Department's Mission**

The mission of the Alaska Municipal Bond Bank is to provide municipalities with financing options for capital projects.

**Results**

(Additional performance information is available on the web at <https://omb.alaska.gov/results>.)



**Core Services**

- Provide lowest cost financing for Alaska municipal governments

**Measures by Core Service**

(Additional performance information is available on the web at <https://omb.alaska.gov/results>.)

**1. Provide lowest cost financing for Alaska municipal governments**

Target: The Bond Bank will finance 100% of the deals done statewide by municipalities with less than A1 ratings.



## Major Component Accomplishments in 2017

- The Bond Bank sold five series of bonds in FY 2017, the 2016 Series Three & Four, the Series 2017A, and the 2017 Series One & Two. During FY 2017 the Bond Bank issued \$255.0 million in bonds, which resulted in \$280.7 million in loans to communities and a Regional Health Organization. Loans were issued for new capital projects, or the advance refinancing of previously issued debt. The Bond Bank used these funds to enter into 27 loan agreements with 18 authorized borrowers: City of Petersburg, City of Nome, Northwest Arctic Borough, City of Seward, City of Wasilla, City & Borough of Sitka, Aleutians East Borough, Kenai Peninsula Borough, City of Bethel, City of Kodiak, City of Dillingham, Kodiak Island Borough, Municipality of Skagway, City & Borough of Juneau, City of Ketchikan, City of Unalaska, City of Whittier, and the Yukon-Kuskokwim Health Corporation. These borrowers are estimated to have saved over \$41.2 million in reduced issuance costs and lowered future interest expense in their funding of schools, school renovations, health care facilities, harbors, ports, utilities, and other community capital projects.
- Part of fiscal year 2017 totals was a \$102.5 million loan to partially fund the Yukon-Kuskokwim Health Corporation's Paul John Calricaraq Project, which includes constructing and equipping the expansion of an existing hospital and a new primary care clinic in Bethel, Alaska. This loan represents the largest single loan issued by the Bond Bank since inception.

## Key Component Challenges

- FY2017 was another year of heightened activity level at the Bond Bank. From FY2016 to FY2017 outstanding debt increased by \$97.2 million or 8.91% to an outstanding balance of \$1,187.6 million on June 30, 2017. Since June 30, 2012, Bond Bank outstanding debt has increased by \$452 million, representing an annual average increase of approximately \$90.4 million. The \$1,187.6 million in outstanding bonds leaves approximately \$604.9 million that the Bond Bank can issue under its statutory limitation of \$1.7925 billion.
- In FY 2015, additional authority was provided to the Bond Bank to allow joint action agencies to use the Bond Bank as well as allow for up to \$205 million of additional lending to regional health organizations. The first issuance of \$44.1 million was made with this authority in FY2016. The second issuance of \$102.5 million was made with this authority in FY2017.
- The Bond Bank will continue to seek to maintain the diversity of the municipalities in the pool, including an attempt to attract stronger municipalities with stronger credit ratings, and a broader array of municipal enterprise credits. Having a portfolio of borrowers that represents a diversity of regions and economic activity helps ensure the Bond Bank maintains its favorable credit rating.

## Significant Changes in Results to be Delivered in FY2019

No changes in results delivered.

## Statutory and Regulatory Authority

AS 44.85 Alaska Municipal Bond Bank Authority



**Contact Information**

**Contact:** Deven Mitchell, Executive Director

**Phone:** (907) 465-3409

**Fax:** (907) 465-2902

**E-mail:** [deven.mitchell@alaska.gov](mailto:deven.mitchell@alaska.gov)

AMBBA Operations Personal Services Information				
Authorized Positions			Personal Services Costs	
	<u>FY2018</u> <u>Management</u> <u>Plan</u>	<u>FY2019</u> <u>Governor</u>		
Full-time	1	1	Annual Salaries	136,957
Part-time	0	0	Premium Pay	0
Nonpermanent	0	0	Annual Benefits	65,633
			<i>Less 0.00% Vacancy Factor</i>	(0)
			Lump Sum Premium Pay	0
<b>Totals</b>	<b>1</b>	<b>1</b>	<b>Total Personal Services</b>	<b>202,590</b>

Position Classification Summary					
Job Class Title	Anchorage	Fairbanks	Juneau	Others	Total
State Investment Officer	0	0	1	0	1
<b>Totals</b>	<b>0</b>	<b>0</b>	<b>1</b>	<b>0</b>	<b>1</b>

**Component Detail All Funds**  
**Department of Revenue**

**Component:** AMBBA Operations (108)  
**RDU:** Alaska Municipal Bond Bank Authority (44)

Non-Formula Component

	FY2017 Actuals	FY2018 Conference Committee	FY2018 Authorized	FY2018 Management Plan	FY2019 Governor	FY2018 Management Plan vs FY2019 Governor	
71000 Personal Services	188.3	191.5	191.5	191.5	202.6	11.1	5.8%
72000 Travel	0.6	14.5	14.5	14.5	14.5	0.0	0.0%
73000 Services	431.7	796.5	796.5	796.5	785.7	-10.8	-1.4%
74000 Commodities	0.4	3.8	3.8	3.8	3.8	0.0	0.0%
75000 Capital Outlay	0.0	0.0	0.0	0.0	0.0	0.0	0.0%
77000 Grants, Benefits	0.0	0.0	0.0	0.0	0.0	0.0	0.0%
78000 Miscellaneous	0.0	0.0	0.0	0.0	0.0	0.0	0.0%
<b>Totals</b>	<b>621.0</b>	<b>1,006.3</b>	<b>1,006.3</b>	<b>1,006.3</b>	<b>1,006.6</b>	<b>0.3</b>	<b>0.0%</b>
<b>Fund Sources:</b>							
1104MBB Rcpts (Other)	621.0	901.3	901.3	901.3	901.6	0.3	0.0%
1108Stat Desig (Other)	0.0	105.0	105.0	105.0	105.0	0.0	0.0%
<b>Unrestricted General (UGF)</b>	<b>0.0</b>	<b>0.0</b>	<b>0.0</b>	<b>0.0</b>	<b>0.0</b>	<b>0.0</b>	<b>0.0%</b>
<b>Designated General (DGF)</b>	<b>0.0</b>	<b>0.0</b>	<b>0.0</b>	<b>0.0</b>	<b>0.0</b>	<b>0.0</b>	<b>0.0%</b>
<b>Other Funds</b>	<b>621.0</b>	<b>1,006.3</b>	<b>1,006.3</b>	<b>1,006.3</b>	<b>1,006.6</b>	<b>0.3</b>	<b>0.0%</b>
<b>Federal Funds</b>	<b>0.0</b>	<b>0.0</b>	<b>0.0</b>	<b>0.0</b>	<b>0.0</b>	<b>0.0</b>	<b>0.0%</b>
<b>Positions:</b>							
Permanent Full Time	1	1	1	1	1	0	0.0%
Permanent Part Time	0	0	0	0	0	0	0.0%
Non Permanent	0	0	0	0	0	0	0.0%

**Change Record Detail - Multiple Scenarios with Descriptions**  
**Department of Revenue**

**Component:** AMBBA Operations (108)  
**RDU:** Alaska Municipal Bond Bank Authority (44)

Scenario/Change Record Title	Trans Type	Totals	Personal Services	Travel	Services	Commodities	Capital Outlay	Grants, Benefits	Miscellaneous	Positions		NP
										PFT	PPT	
***** Changes From FY2018 Conference Committee To FY2018 Authorized *****												
<b>FY2018 Conference Committee</b>												
ConfCom		1,006.3	191.5	14.5	796.5	3.8	0.0	0.0	0.0	1	0	0
1104 MBB Rcpts		901.3										
1108 Stat Desig		105.0										
<b>Subtotal</b>		<b>1,006.3</b>	<b>191.5</b>	<b>14.5</b>	<b>796.5</b>	<b>3.8</b>	<b>0.0</b>	<b>0.0</b>	<b>0.0</b>	<b>1</b>	<b>0</b>	<b>0</b>
***** Changes From FY2018 Management Plan To FY2019 Governor *****												
<b>FY2019 Salary and Health Insurance Increases</b>												
SalAdj		0.3	0.3	0.0	0.0	0.0	0.0	0.0	0.0	0	0	0
1104 MBB Rcpts		0.3										
Salary and Health Insurance Increases: \$0.3												
Calculate FY2019 increase to GGU Health Insurance from \$1389 to \$1432 per member per month.												
<b>Align Authority to Reallocate for Spending Plan</b>												
LIT		0.0	10.8	0.0	-10.8	0.0	0.0	0.0	0.0	0	0	0
The Alaska Municipal Bond Bank Authority is transferring services authorization to personal services in order to bring personal services within vacancy factor guidelines.												
<b>Totals</b>		<b>1,006.6</b>	<b>202.6</b>	<b>14.5</b>	<b>785.7</b>	<b>3.8</b>	<b>0.0</b>	<b>0.0</b>	<b>0.0</b>	<b>1</b>	<b>0</b>	<b>0</b>

**Personal Services Expenditure Detail**  
**Department of Revenue**

**Scenario:** FY2019 Governor (14641)  
**Component:** AMBBA Operations (108)  
**RDU:** Alaska Municipal Bond Bank Authority (44)

PCN	Job Class Title	Time Status	Retire Code	Barg Unit	Location	Salary Sched	Range / Step	Comp Months	Split / Count	Annual Salaries	COLA	Premium Pay	Annual Benefits	Total Costs	UGF Amount
04-5022	Operations Res Anl I	FT	A	GP	Juneau	205	21G / J	6.0	*	46,956	0	0	24,988	71,944	0
04-5025	State Investment Officer	FT	A	XE	Juneau	N05	22	6.0	**	90,001	0	0	40,645	130,646	0
													<b>Total Salary Costs:</b>	136,957	
													<b>Total COLA:</b>	0	
													<b>Total Premium Pay::</b>	0	
													<b>Total Benefits:</b>	65,633	
													<b>Total Pre-Vacancy:</b>	202,590	
													<b>Minus Vacancy Adjustment of 0.00%:</b>	(0)	
													<b>Total Post-Vacancy:</b>	202,590	
													<b>Plus Lump Sum Premium Pay:</b>	0	
													<b>Personal Services Line 100:</b>	202,590	

	Total Positions	New	Deleted
<b>Full Time Positions:</b>	1	0	0
<b>Part Time Positions:</b>	0	0	0
<b>Non Permanent Positions:</b>	0	0	0
<b>Positions in Component:</b>	1	0	0

**Total Component Months:** 12.0

PCN Funding Sources:	Pre-Vacancy	Post-Vacancy	Percent
1104 Alaska Municipal Bond Bank Receipts	202,590	202,590	100.00%
<b>Total PCN Funding:</b>	<b>202,590</b>	<b>202,590</b>	<b>100.00%</b>

Note: If a position is split, an asterisk (\*) will appear in the Split/Count column. If the split position is also counted in the component, two asterisks (\*\*) will appear in this column. [No valid job title] appearing in the Job Class Title indicates that the PCN has an invalid class code or invalid range for the class code effective date of this scenario.

**Line Item Detail (1676)**  
**Department of Revenue**  
**Travel**

**Component:** AMBBA Operations (108)

<b>Line Number</b>	<b>Line Name</b>		<b>FY2017 Actuals</b>	<b>FY2018 Management Plan</b>	<b>FY2019 Governor</b>
2000	Travel		0.6	14.5	14.5
<b>Object Class</b>	<b>Servicing Agency</b>	<b>Explanation</b>	<b>FY2017 Actuals</b>	<b>FY2018 Management Plan</b>	<b>FY2019 Governor</b>
<b>2000 Travel Detail Totals</b>			<b>0.6</b>	<b>14.5</b>	<b>14.5</b>
2000	In-State Employee Travel	Paid by cost of issuance	0.0	9.0	9.0
		Employee instate travel - airfare, lodging, surface transportation, reimbursable travel costs, and meal & incidentals			
2002	Out of State Employee Travel	Employee out of state travel - airfare, lodging, surface transportation, reimbursable travel costs, and meal & incidentals	0.6	5.5	5.5

**Line Item Detail (1676)**  
**Department of Revenue**  
**Services**

**Component:** AMBBA Operations (108)

<b>Line Number</b>	<b>Line Name</b>		<b>FY2017 Actuals</b>	<b>FY2018 Management Plan</b>	<b>FY2019 Governor</b>
3000	Services		431.7	796.5	785.7
<b>Object Class</b>	<b>Servicing Agency</b>	<b>Explanation</b>	<b>FY2017 Actuals</b>	<b>FY2018 Management Plan</b>	<b>FY2019 Governor</b>
<b>3000 Services Detail Totals</b>			<b>431.7</b>	<b>796.5</b>	<b>785.7</b>
3000	Education Services	Training, conferences, memberships, and employee tuition	1.9	1.1	1.1
3001	Financial Services	Accounting, auditing, management/consulting services	144.2	482.9	472.1
3003	Information Technology	IT training, consulting, software licensing, software maintenance, and IT equipment leases	1.0	0.3	0.3
3004	Telecommunications	Local, long distance, cellular and telecommunications equipment charges; data/network; and television	1.3	1.1	1.1
3006	Delivery Services	Delivery and courier services	0.3	0.6	0.6
3007	Advertising and Promotions	Advertising of legal notices for regulations and public hearings	2.9	4.8	4.8
3010	Equipment/Machinery	Repairs, maintenance, rentals and/or leases of office furniture and equipment	0.5	0.5	0.5
3011	Other Services	Admin - Department-wide Professional management and consulting services; printing and copying services; and State Travel Office fees	0.1	0.3	0.3
3017	Inter-Agency Information Technology Non-Telecommunications	Admin - Department-wide ETS chargeback for computer services (including EPR and MICS charges for mainframe usage)	1.7	0.7	0.7
3018	Inter-Agency Information Technology Telecommunications	Admin - Department-wide ETS chargeback for telecommunications EPR, phone	2.3	1.8	1.8

**Line Item Detail (1676)**  
**Department of Revenue**  
**Services**

**Component:** AMBBA Operations (108)

Object Class		Servicing Agency	Explanation	FY2017 Actuals	FY2018 Management Plan	FY2019 Governor
<b>3000 Services Detail Totals</b>				<b>431.7</b>	<b>796.5</b>	<b>785.7</b>
			lines and service requests			
3021	Inter-Agency Mail	Admin - Department-wide	Central mailroom services including pickup and delivery of U.S. mail, postage, mailing of state warrants	0.7	0.6	0.6
3022	Inter-Agency Human Resources	Admin - Department-wide	Human resource and payroll services provided by the Division of Personnel	0.6	0.6	0.6
3023	Inter-Agency Building Leases	Admin - Department-wide	Cost of space in state-owned facilities	4.5	7.0	7.0
3024	Inter-Agency Legal	Law - Department-wide	Legal services provided by the Department of Law	249.0	275.0	275.0
3026	Inter-Agency Insurance	Admin - Department-wide	Risk Management	0.1	0.1	0.1
3027	Inter-Agency Financial	Admin - Department-wide	Division of Finance IRIS and AKPAY	0.6	0.4	0.4
3028	Inter-Agency Americans with Disabilities Act Compliance	Admin - Department-wide	ADA compliance	0.1	0.1	0.1
3036	Inter-Agency Safety	Admin - Department-wide	Parking enforcement at State Office Building located in Juneau	0.1	0.1	0.1
3038	Inter-Agency Management/Consulting	Rev - Administrative Services (125)	Support services provided by the Administrative Services Division, including IT, fiscal, budget, contract management, procurement, and legislative support	18.4	16.9	16.9
3038	Inter-Agency Management/Consulting	Rev - Commissioner's Office (123)	Support services provided by the Commissioner's Office	1.4	1.6	1.6



**Line Item Detail (1676)**  
**Department of Revenue**  
**Commodities**

**Component:** AMBBA Operations (108)

<b>Line Number</b>	<b>Line Name</b>		<b>FY2017 Actuals</b>	<b>FY2018 Management Plan</b>	<b>FY2019 Governor</b>
4000	Commodities		0.4	3.8	3.8
<b>Object Class</b>	<b>Servicing Agency</b>	<b>Explanation</b>	<b>FY2017 Actuals</b>	<b>FY2018 Management Plan</b>	<b>FY2019 Governor</b>
<b>4000 Commodities Detail Totals</b>			<b>0.4</b>	<b>3.8</b>	<b>3.8</b>
4000	Business	Business Supplies including furniture; office supplies; desktop computers, printers and IT equipment less than \$5,000 per item; and subscriptions including electronic access to information Business supplies including book and educational equipment and furniture; office supplies; desktop computers, printers and IT equipment less than \$5,000 per item; and subscriptions including electronic access to information	0.4	3.8	3.8

**Revenue Detail (1681)**  
**Department of Revenue**

**Component:** AMBBA Operations (108)

Revenue Type (OMB Fund Code)				FY2018	
Revenue Source	Component	Comment	FY2017 Actuals	Management Plan	FY2019 Governor
<b>5104 MBB Rcpts (1104 MBB Rcpts)</b>			<b>621.0</b>	<b>901.3</b>	<b>901.6</b>
5419 Alaska Municipal Bond Bank Receipts	Rev - AMBBA Operations (108)	Municipal Bond Bank Receipts Municipal Bond Bank Receipts	621.0	901.3	901.6
<b>5108 Stat Desig (1108 Stat Desig)</b>			<b>0.0</b>	<b>105.0</b>	<b>105.0</b>
5205 Statutory Dsgntd Prgrm Rcpts Development - Charges for Svcs		Proceeds of the bond issues of the regional health organizations Proceeds of the bond issues of the regional health organizations	0.0	105.0	105.0

**Inter-Agency Services (1682)**  
**Department of Revenue**

**Component:** AMBBA Operations (108)

	FY2017 Actuals	FY2018 Management Plan	FY2019 Governor
<b>Component Totals</b>	<b>279.6</b>	<b>305.2</b>	<b>305.2</b>
With Department of Administration	10.8	11.7	11.7
With Department of Law	249.0	275.0	275.0
With Department of Revenue	19.8	18.5	18.5

Object Class	Servicing Agency	Explanation	FY2017 Actuals	FY2018 Management Plan	FY2019 Governor
3011 Other Services	Admin - Department-wide	Professional management and consulting services; printing and copying services; and State Travel Office fees	0.1	0.3	0.3
3017 Inter-Agency Information Technology Non-Telecommunications	Admin - Department-wide	ETS chargeback for computer services (including EPR and MICS charges for mainframe usage)	1.7	0.7	0.7
3018 Inter-Agency Information Technology Telecommunications	Admin - Department-wide	ETS chargeback for telecommunications EPR, phone lines and service requests	2.3	1.8	1.8
3021 Inter-Agency Mail	Admin - Department-wide	Central mailroom services including pickup and delivery of U.S. mail, postage, mailing of state warrants	0.7	0.6	0.6
3022 Inter-Agency Human Resources	Admin - Department-wide	Human resource and payroll services provided by the Division of Personnel	0.6	0.6	0.6
3023 Inter-Agency Building Leases	Admin - Department-wide	Cost of space in state-owned facilities	4.5	7.0	7.0
3024 Inter-Agency Legal	Law - Department-wide	Legal services provided by the Department of Law	249.0	275.0	275.0
3026 Inter-Agency Insurance	Admin - Department-wide	Risk Management	0.1	0.1	0.1
3027 Inter-Agency Financial	Admin - Department-wide	Division of Finance IRIS and AKPAY	0.6	0.4	0.4
3028 Inter-Agency Americans with Disabilities Act Compliance	Admin - Department-wide	ADA compliance	0.1	0.1	0.1
3036 Inter-Agency Safety	Admin - Department-wide	Parking enforcement at State Office Building located in Juneau	0.1	0.1	0.1

**Inter-Agency Services (1682)**  
**Department of Revenue**

**Component:** AMBBA Operations (108)

<b>Object Class</b>		<b>Servicing Agency</b>	<b>Explanation</b>	<b>FY2017 Actuals</b>	<b>FY2018 Management Plan</b>	<b>FY2019 Governor</b>
3038	Inter-Agency Management/Consulting	Rev - Administrative Services (125)	Support services provided by the Administrative Services Division, including IT, fiscal, budget, contract management, procurement, and legislative support	18.4	16.9	16.9
3038	Inter-Agency Management/Consulting	Rev - Commissioner's Office (123)	Support services provided by the Commissioner's Office	1.4	1.6	1.6

## Alaska Housing Finance Corporation Results Delivery Unit

### Contribution to Department's Mission

The mission of the Alaska Housing Finance Corporation is to provide Alaskans access to safe, quality, affordable housing.

### Major RDU Accomplishments in 2017

Alaska Housing Finance Corporation (AHFC) is pleased to report that the Corporation has again made substantial progress last year in addressing Alaska's evolving housing needs.

The Corporation accomplished its mission by offering Alaskans a menu of mortgage loan programs designed to help the State like:

- A discounted interest rate for an energy efficient home;
- AHFC's Home Renovation Loan programs; or
- AHFC's Closing Cost Assistance Program.

AHFC administers a number of public housing programs and federal housing-related programs (funded primarily by grants from HUD) that assist seniors, persons with disabilities, homeless and low-income families secure a decent place to live.

The Corporation is involved in a number of public service ventures approved by our board of directors such as:

- Assisting rural school districts in providing housing to attract teachers to their local villages;
- Conducting free seminars that empower individuals to make informed decisions when buying or selling a home;
- Funding research at the Cold Climate Housing Research Center (CCHRC) to determine the best construction technologies for houses in cold climates; and,
- Developing the Alaska Retrofit Information System (ARIS) database that captures AKWARM data to include residential and commercial building energy ratings, weatherization assessments, census, and legislative data, allows for evaluation, analysis, and understanding of the impact of the state's energy efficiency programs and requirements.

The Corporation is ever mindful that changing conditions at the national, state and local community levels can (and often does) impact its business. Employment rates, cost of living, population migrations between rural and urban areas, or into or out of the state, and the housing market of specific Alaskan communities – all have consequences. They require us to remain flexible and ready to quickly adjust programs and procedures.

For instance, AHFC developed a low cost building monitoring system (BMON) for using in determining real time energy use, troubleshooting systems which reduce maintenance costs, and to determine system sizing in designing replacement systems. Most of the cost of development has been recovered by installing smaller systems and energy savings.

BMON tracks a wide range of data including building occupancy, temperature, electricity and fuel use, as well as information from multiple sources, including established weather stations, building automation systems and databases. With the help of sensors that relay up-to-the-minute information, building systems can be monitored for proper operation, shutdown during unoccupied periods, and aid in design considerations and help troubleshoot operational difficulties.

AHFC's ability to generate the sizable amount of revenue necessary to pay for all the services it provides is linked to the Corporation's ability to issue bonds at low-interest rates, then earn a return on the home mortgages it purchases.

Revenues earned by the Corporation are re-invested in Alaska through targeted loan programs, grants for low-income, special needs, senior housing, and energy-efficiency programs. The income earning side of AHFC supports its public mission. Some of FY2017 accomplishments include:

1. Provided \$352.5 million to finance residential mortgages for 1,358 Alaskan families.
2. Purchased 60 loans with a renovation option for a total volume of \$14.3 million.
3. Facilitated closing of 30 Closing Cost Assistance Program (CCAP) loans for a total of \$6.1 million.
4. Purchased/originated 42 multi-family loans totaling \$44.2 million.
5. Made loan commitments to 23 multi-family loans totaling \$18.7 million (411 units).
6. Taught 70 HomeChoice classes to 1,108 participants in 9 different communities.
7. Provided servicing and income collection on 14,560 Master Serviced Loans.
8. Provided servicing and income collection on 80 Sub-Serviced Loans.
9. Maintained a low delinquency ratio of 4.48%.
10. Maintained a low level of foreclosure activity of 46 loans.
11. Housed, on average, over 10,000 Alaskans per night between public housing and the voucher program.
12. Maintained average voucher utilization rate of 100% and average statewide public housing lease-up rate of 98%.
13. The Moving Home Program for persons with disabilities, needing supportive services, served 150 families.
14. The Empowering Choice Housing Program for those displaced due to domestic violence and sexual assault served 185 families.
15. The Returning Home Program for parolees served 30 families in Anchorage.
16. The Making-A-Home Program for youth aging out of foster care served 15 families in Anchorage.
17. The Veterans Affairs Supportive Housing (VASH) Program for homeless veterans served 271 families.
18. Expanded participation in AHFC's Jumpstart family self-sufficiency program to over 654 families.
19. Funded Public Housing adult scholarship programs, and successfully conducted the fifth year of our Youth Summer Camp scholarships.
20. Held one statewide competitive round of the Greater Opportunities for Affordable Living (GOAL) program for low-income and senior rental housing development (SCHDF, LIHTC and HOME funding). Seven proposals in five communities were funded to build 192 newly constructed rental units and 17 units of renovated housing for seniors and low-income households.
21. Held a competitive funding round for the Teacher, Health Professional, and Public Safety Housing Grant Program (THHP) Funding and initiated a new cycle for SFY2018. Four applicants received \$1,953,491 in grant funding to construct 9 units of housing in four rural communities.
22. Held one competitive round of the Homeless Assistance Program, which resulted in the award of over \$6 million in state funds for 26 agencies; approximately 12,500 Alaskans were assisted through this program.
23. Through the Special Needs Housing Grant program, maintained operating and supportive service grants for persons at-risk of homelessness in eight communities.
24. Provided \$750,000 to agencies to administer the Senior Housing Accessibility. Modification Program (SCHDF monies).
25. Successful construction of Susitna Square and Ridgeline Place, the first projects by the Alaska Corporation for Affordable Housing, a subsidiary of AHFC created for the acquisition, development, management or operation of affordable housing.
26. Although the program is closed for new enrollment, AHFC's Home Energy Rebate. Program provided 140 New Home Energy Rebates (\$1,112,000) and 1,080 Existing Home Energy Rebates (\$7,024,689.59).
27. AHFC's Supplemental Development Grant Funds contributed to the construction of 65 units and the rehabilitation of 197 units.
28. AK EnergySmart curriculum presented to 180 teachers and 3,200 students across Alaska.
29. Approximately 1,245 families live in our public housing facilities. All are benefiting from the millions in renovations and utility upgrades that AHFC has undertaken in recent years.

30. Fourteen of Alaska Housing Finance Corporation owned facilities were added to the Building Monitoring System (BMON.) The Alaska Energy Authority has installed it on their building. The Alaska Native Tribal Health Consortium has installed the system on 20 rural water/sewer plants and two other commercial facilities are using the system.
31. AHFC staff provided non-residential technical assistance to stakeholders to support energy efficiency retrofits and strategic energy management in public facilities.

Finally, last year AHFC made another substantial contribution of more than \$30.4 million dollars into the state's budget revenues through cash transfers, financing capital projects, and/or debt servicing. This increases our total cumulative contributions to the state to \$1,987,583,600.

## Key RDU Challenges

### Facility Maintenance Costs of AHFC-Owned Public Housing Units

AHFC operates and maintains over 1,600 units of housing throughout Alaska. As the housing stock continues to age, and Federal inspection requirements evolve, the maintenance cost of these units grows. Current deferred maintenance cost exceeds \$19.2 million and is expected to increase over the next ten years. AHFC anticipates that additional funding for scheduled Building Replacement projects will be necessary to address the ongoing maintenance and replacement issues of AHFC's Public Housing Unit inventory.

### Affordable Housing Issues:

Affordable Housing issues continue to be a concern for the Corporation. According to the Dept. of Labor, average wage earnings in Alaska, adjusted for inflation, have been relatively flat since 1994. Over the same period of time, the cost of utilities, rental rates and the price of new homes have increased substantially. Housing options that are affordable to the single wage earning family are limited. Using the federal standard of 30% of income as a measure of affordability, family incomes for low- to moderate- income households are not sufficient to support the rent needed for a private developer to borrow enough debt to build housing units. Rising home prices place homeownership farther out of reach. As a result, more families are doubling up in rentals, homelessness has increased and fewer younger families are able to afford the cost of moving from renting to homeownership. Coupled with baby boomers downsizing this will create increased demand for smaller units while demand for larger units decrease. In rural Alaska, the high demand for housing is compounded by shipping costs, lack of traditional housing markets, and the general lack of housing stock. Over-crowding and the issues that arise from this situation are extenuated. This situation creates a greater need for rental assistance for those more vulnerable households, and housing units in areas of the state where the housing stock is not being produced.

### Public Housing Division's Moving to Work (MTW) plan:

Alaska Housing Finance Corporation's (AHFC) mission is to provide Alaskans access to safe, quality, affordable housing. The AHFC Public Housing Division continually seeks more cost-effective solutions to meet the needs of Alaskan families who are unable to bridge the gap between their income and the costs of housing. Over the past three years AHFC's Public Housing Division (PHD) has been putting into place its Rent Reform plan under the Department of Housing & Urban Development's (HUD) Moving to Work program (MTW). PHD is one of 39 MTW agencies in the country, MTW is a demonstration program that encourages housing authorities to increase housing choices for low-income families, increase cost effectiveness, and encourage greater economic self-sufficiency.

PHD has created a cutting edge program that meets the goals of MTW while providing continued support for our vulnerable populations. Work-able families have moved to a stepped rent program in which working families will pay more of their share of the rent over five years, until they are time limited out. The program has seen dramatic self-sufficiency results. In the first three years families are working and earning more. 53% are working full time compared to 40% at program start and annual earned income per family is 60% higher than the baseline year. For those on their third year of the Step program income has increased from \$21,000 to \$31,000. Increasing incomes have offset increasing rents. Current shelter burden for Step households is 30%. Increased savings by PHD have allowed us to increase overall voucher allocation and to cover Jumpstart Self-Sufficiency case management services.

Alaskans supported by this program have benefited from a simplified rent structure and reduced paperwork, and working families will be able to keep more of the income they earn, and will receive the tools they need to succeed

through our **Jumpstart** Self-Sufficiency program. Due to the efficiencies from this program, we were also able to assist over three hundred more families over the past year, as participants pay a greater portion of their rent, we can take more families off our waiting lists.

### **Implement Moving-to-Work activities**

Moving-to-Work (MTW) is a demonstration program that allows public housing authorities (PHAs) to design and test ways to: 1) Promote self-sufficiency among assisted families; 2) Achieve programmatic efficiency and reduce costs; and 3) Increase housing choice for low-income households.

PHAs in the MTW demonstration have considerable flexibility in determining how to use Federal funds. For example, they can be permitted to combine funds from the Conventional Low Rent public housing operating and modernization programs and Housing Choice Voucher (HCV) tenant-based rental assistance program to meet the purposes of the demonstration. PHAs are also permitted to seek exemption from many existing public housing and HCV program rules and regulations. AHFC continues to use this program to implement many activities that are needed locally.

### **Other Challenges include:**

**Senior housing** is an ongoing concern for the Corporation. Housing needs for senior Alaskans continues to grow larger as the senior population increases faster than affordable housing can be provided. Developers, contractors, and nonprofit agencies are working with the Corporation to leverage funds and bring affordable housing and services to Alaska's senior citizens. However, project development startup costs are high, and providers often are hesitant to go through the long expensive process recognizing that financial resources at the federal and state levels to address growing senior housing needs are shrinking, especially within special needs areas, which include seniors, the homeless, persons with HIV, and persons with disabilities.

**Rural Housing Developments** continue to experience significant challenges. As state and federal funding sources contract, there is increasing pressure on our remaining housing programs to fund housing developments in rural parts of our State. The recent reductions in rural housing programs have limited the number of small communities that can be served, i.e.:

- High costs (material, transportation, etc.);
- Limited growth rate of income;
- A continued lack of affordable housing and shifting demographics from Rural to Urban;
- Overcrowding of a significant percentage of existing housing stock; and

High energy costs/cash poor economies in Rural Alaska.



### Significant Changes in Results to be Delivered in FY2019

Please see component narratives.

Contact Information
<p><b>Contact:</b> Les Campbell, Budget Director <b>Phone:</b> (907) 330-8356 <b>Fax:</b> (907) 330-8361 <b>E-mail:</b> <a href="mailto:lcampbel@ahfc.us">lcampbel@ahfc.us</a></p>

**Alaska Housing Finance Corporation  
RDU Financial Summary by Component**

*All dollars shown in thousands*

	FY2017 Actuals				FY2018 Management Plan				FY2019 Governor			
	UGF+DGF Funds	Other Funds	Federal Funds	Total Funds	UGF+DGF Funds	Other Funds	Federal Funds	Total Funds	UGF+DGF Funds	Other Funds	Federal Funds	Total Funds
<b>Formula Expenditures</b> None.												
<b>Non-Formula Expenditures</b>												
AHFC Operations	0.0	35,137.9	58,429.0	93,566.9	0.0	35,688.5	59,071.0	94,759.5	0.0	35,588.5	59,071.0	94,659.5
AK Corp for Affordable Housing	0.0	46.3	25.4	71.7	0.0	172.2	307.2	479.4	0.0	172.2	307.2	479.4
<b>Totals</b>	<b>0.0</b>	<b>35,184.2</b>	<b>58,454.4</b>	<b>93,638.6</b>	<b>0.0</b>	<b>35,860.7</b>	<b>59,378.2</b>	<b>95,238.9</b>	<b>0.0</b>	<b>35,760.7</b>	<b>59,378.2</b>	<b>95,138.9</b>

**Alaska Housing Finance Corporation  
Summary of RDU Budget Changes by Component  
From FY2018 Management Plan to FY2019 Governor**

*All dollars shown in thousands*

	<u>Unrestricted Gen (UGF)</u>	<u>Designated Gen (DGF)</u>	<u>Other Funds</u>	<u>Federal Funds</u>	<u>Total Funds</u>
<b>FY2018 Management Plan</b>	<b>0.0</b>	<b>0.0</b>	<b>35,860.7</b>	<b>59,378.2</b>	<b>95,238.9</b>
<b>One-time items:</b>					
-AHFC Operations	0.0	0.0	-100.0	0.0	-100.0
<b>FY2019 Governor</b>	<b>0.0</b>	<b>0.0</b>	<b>35,760.7</b>	<b>59,378.2</b>	<b>95,138.9</b>

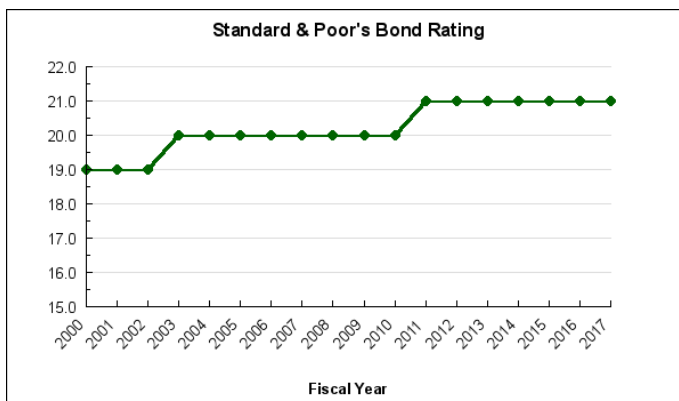
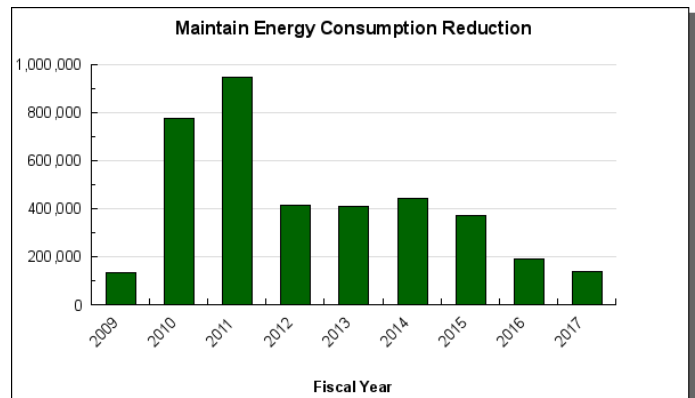
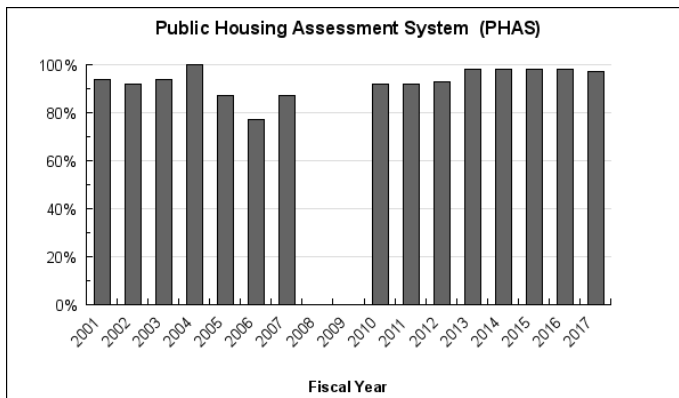
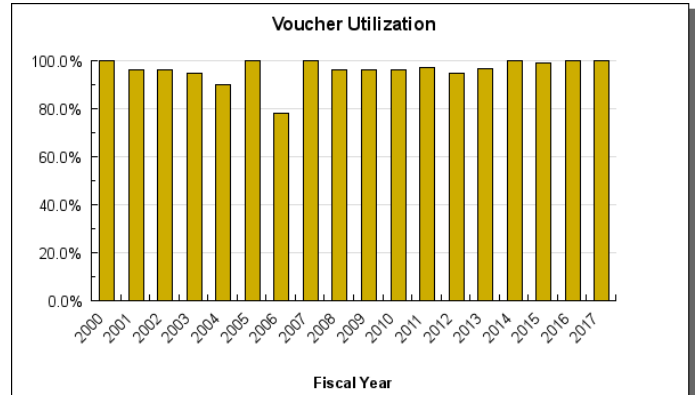
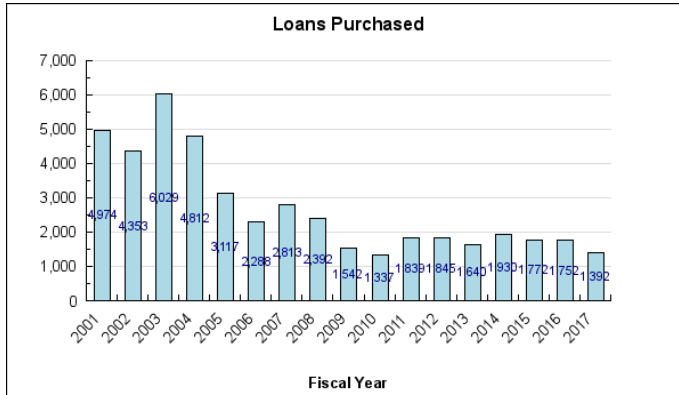
## Component: AHFC Operations

### Contribution to Department's Mission

The mission of the Alaska Housing Finance Corporation is to provide Alaskans access to safe, quality, affordable housing.

### Results

(Additional performance information is available on the web at <https://omb.alaska.gov/results/>.)



### Core Services

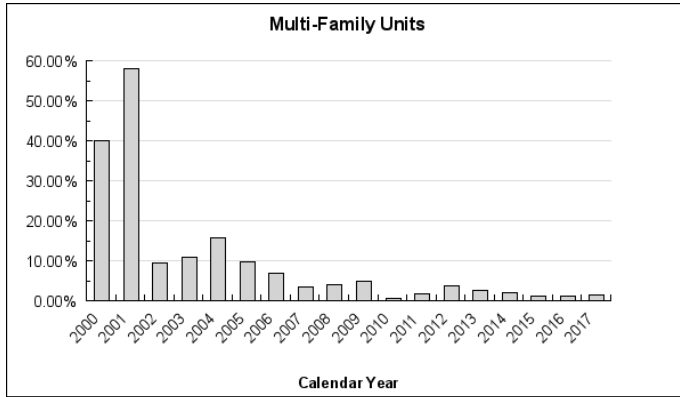
- Provide programs and service that are responsive to the diverse housing needs statewide
- Increase and sustain homeownership

- Increase special-needs housing
- Manage finances to maximize Alaska Housing Finance Corporation's (AHFC) profits

### Measures by Core Service

(Additional performance information is available on the web at <https://omb.alaska.gov/results>.)

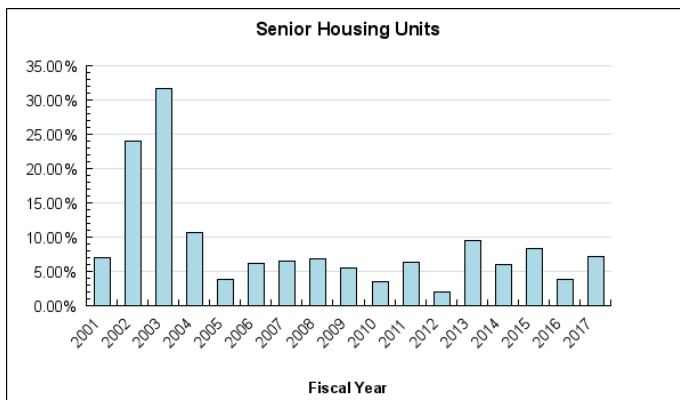
#### 1. Provide programs and service that are responsive to the diverse housing needs statewide



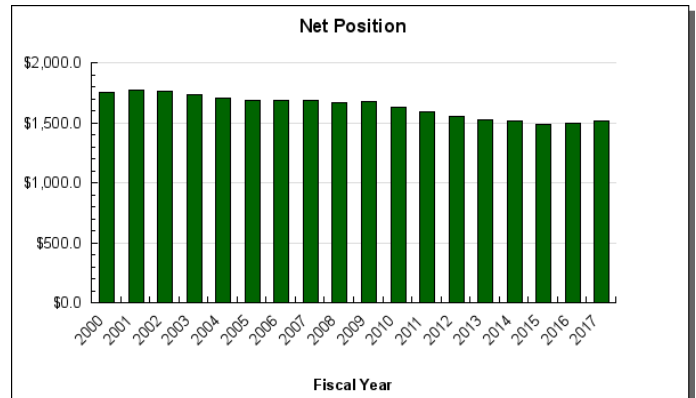
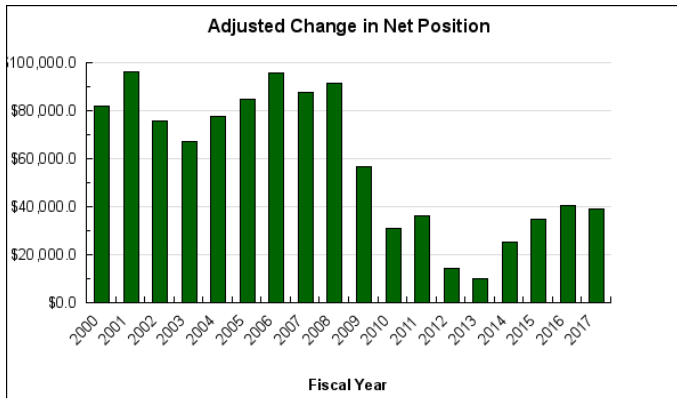
#### 2. Increase and sustain homeownership



#### 3. Increase special-needs housing



#### 4. Manage finances to maximize Alaska Housing Finance Corporation's (AHFC) profits



#### Major Component Accomplishments in 2017

Alaska Housing Finance Corporation (AHFC) is pleased to report that the Corporation has again made substantial progress last year in addressing Alaska's evolving housing needs. The Corporation accomplished its mission by offering Alaskans a menu of mortgage loan programs designed to help the State like:

- A discounted interest rate for an energy efficient home;
- AHFC's Home Renovation Loan programs; or
- AHFC's Closing Cost Assistance Program.

AHFC administers a number of public housing programs and federal housing-related programs (funded primarily by grants from HUD) that assist seniors, persons with disabilities, homeless and low-income families secure a decent place to live.

The Corporation is involved in a number of public service ventures approved by our board of directors such as:

- Assisting rural school districts in providing housing to attract teachers to their local villages;
- Conducting free seminars that empower individuals to make informed decisions when buying or selling a home;
- Funding research at the Cold Climate Housing Research Center (CCHRC) to determine the best construction technologies for houses in cold climates; and,
- Developing the Alaska Retrofit Information System (ARIS) database that captures AKWARM data to include residential and commercial building energy ratings, weatherization assessments, census, and legislative data, allows for evaluation, analysis, and understanding of the impact of the state's energy efficiency programs and requirements.

The Corporation is ever mindful that changing conditions at the national, state and local community levels can (and often does) impact its business. Employment rates, cost of living, population migrations between rural and urban areas, or into or out of the state, and the housing market of specific Alaskan communities – all have consequences. They require us to remain flexible and ready to quickly adjust programs and procedures.

For instance, AHFC developed a low cost building monitoring system (BMON) for using in determining real time energy use, troubleshooting systems which reduce maintenance costs, and to determine system sizing in designing replacement systems. Most of the cost of development has been recovered by installing smaller systems and energy savings.

BMON tracks a wide range of data including building occupancy, temperature, electricity and fuel use, as well as

information from multiple sources, including established weather stations, building automation systems and databases. With the help of sensors that relay up-to-the-minute information, building systems can be monitored for proper operation, shutdown during unoccupied periods, and aid in design considerations and help troubleshoot operational difficulties.

AHFC's ability to generate the sizable amount of revenue necessary to pay for all the services it provides is linked to the Corporation's ability to issue bonds at low-interest rates, then earn a return on the home mortgages it purchases.

Revenues earned by the Corporation are re-invested in Alaska through targeted loan programs, grants for low-income, special needs, senior housing, and energy-efficiency programs. The income earning side of AHFC supports its public mission. Some of FY2017 accomplishments include:

32. Provided \$352.5 million to finance residential mortgages for 1,358 Alaskan families.
33. Purchased 60 loans with a renovation option for a total volume of \$14.3 million.
34. Facilitated closing of 30 Closing Cost Assistance Program (CCAP) loans for a total of \$6.1 million.
35. Purchased/originated 42 multi-family loans totaling \$44.2 million.
36. Made loan commitments to 23 multi-family loans totaling \$18.7 million (411 units).
37. Taught 70 HomeChoice classes to 1,108 participants in 9 different communities.
38. Provided servicing and income collection on 14,560 Master Serviced Loans.
39. Provided servicing and income collection on 80 Sub-Serviced Loans.
40. Maintained a low delinquency ratio of 4.48%.
41. Maintained a low level of foreclosure activity of 46 loans.
42. Housed, on average, over 10,000 Alaskans per night between public housing and the voucher program.
43. Maintained average voucher utilization rate of 100% and average statewide public housing lease-up rate of 98%.
44. The Moving Home Program for persons with disabilities, needing supportive services, served 150 families.
45. The Empowering Choice Housing Program for those displaced due to domestic violence and sexual assault served 185 families.
46. The Returning Home Program for parolees served 30 families in Anchorage.
47. The Making-A-Home Program for youth aging out of foster care served 15 families in Anchorage.
48. The Veterans Affairs Supportive Housing (VASH) Program for homeless veterans served 271 families.
49. Expanded participation in AHFC's Jumpstart family self-sufficiency program to over 654 families.
50. Funded Public Housing adult scholarship programs, and successfully conducted the fifth year of our Youth Summer Camp scholarships.
51. Held one statewide competitive round of the Greater Opportunities for Affordable Living (GOAL) program for low-income and senior rental housing development (SCHDF, LIHTC and HOME funding). Seven proposals in five communities were funded to build 192 newly constructed rental units and 17 units of renovated housing for seniors and low-income households.
52. Held a competitive funding round for the Teacher, Health Professional, and Public Safety Housing Grant Program (THHP) Funding and initiated a new cycle for SFY2018. Four applicants received \$1,953,491 in grant funding to construct 9 units of housing in four rural communities.
53. Held one competitive round of the Homeless Assistance Program, which resulted in the award of over \$6 million in state funds for 26 agencies; approximately 12,500 Alaskans were assisted through this program.
54. Through the Special Needs Housing Grant program, maintained operating and supportive service grants for persons at-risk of homelessness in eight communities.
55. Provided \$750,000 to agencies to administer the Senior Housing Accessibility. Modification Program (SCHDF monies).
56. Successful construction of Susitna Square and Ridgeline Place, the first projects by the Alaska Corporation for Affordable Housing, a subsidiary of AHFC created for the acquisition, development, management or operation of affordable housing.
57. Although the program is closed for new enrollment, AHFC's Home Energy Rebate. Program provided 140 New Home Energy Rebates (\$1,112,000) and 1,080 Existing Home Energy Rebates (\$7,024,689.59).

58. AHFC's Supplemental Development Grant Funds contributed to the construction of 65 units and the rehabilitation of 197 units.
59. AK EnergySmart curriculum presented to 180 teachers and 3,200 students across Alaska.
60. Approximately 1,245 families live in our public housing facilities. All are benefiting from the millions in renovations and utility upgrades that AHFC has undertaken in recent years.
61. Fourteen of Alaska Housing Finance Corporation owned facilities were added to the Building Monitoring System (BMON.) The Alaska Energy Authority has installed it on their building. The Alaska Native Tribal Health Consortium has installed the system on 20 rural water/sewer plants and two other commercial facilities are using the system.
62. AHFC staff provided non-residential technical assistance to stakeholders to support energy efficiency retrofits and strategic energy management in public facilities.

Finally, last year AHFC made another substantial contribution of more than \$30.4 million dollars into the state's budget revenues through cash transfers, financing capital projects, and/or debt servicing. This increases our total cumulative contributions to the state to \$1,987,583,600.



## Key Component Challenges

### Facility Maintenance Costs of AHFC-Owned Public Housing Units

AHFC operates and maintains over 1,600 units of housing throughout Alaska. As the housing stock continues to age, and Federal inspection requirements evolve, the maintenance cost of these units grows. Current deferred maintenance cost exceeds \$19.2 million and is expected to increase over the next ten years. AHFC anticipates that additional funding for scheduled Building Replacement projects will be necessary to address the ongoing maintenance and replacement issues of AHFC's Public Housing Unit inventory.

### Affordable Housing Issues:

Affordable Housing issues continue to be a concern for the Corporation. According to the Dept. of Labor, average wage earnings in Alaska, adjusted for inflation, have been relatively flat since 1994. Over the same period of time, the cost of utilities, rental rates and the price of new homes have increased substantially. Housing options that are affordable to the single wage earning family are limited. Using the federal standard of 30% of income as a measure of affordability, family incomes for low- to moderate- income households are not sufficient to support the rent needed for a private developer to borrow enough debt to build housing units. Rising home prices place homeownership farther out of reach. As a result, more families are doubling up in rentals, homelessness has increased and fewer younger families are able to afford the cost of moving from renting to homeownership. Coupled with baby boomers downsizing this will create increased demand for smaller units while demand for larger units decrease. In rural Alaska, the high demand for housing is compounded by shipping costs, lack of traditional housing markets, and the general lack of housing stock. Over-crowding and the issues that arise from this situation are extenuated. This situation creates a greater need for rental assistance for those more vulnerable households, and housing units in areas of the state where the housing stock is not being produced.

### Public Housing Division's Moving to Work (MTW) plan:

Alaska Housing Finance Corporation's (AHFC) mission is to provide Alaskans access to safe, quality, affordable housing. The AHFC Public Housing Division continually seeks more cost-effective solutions to meet the needs of Alaskan families who are unable to bridge the gap between their income and the costs of housing. Over the past three years AHFC's Public Housing Division (PHD) has been putting into place its Rent Reform plan under the Department of Housing & Urban Development's (HUD) Moving to Work program (MTW). PHD is one of 39 MTW agencies in the country, MTW is a demonstration program that encourages housing authorities to increase housing choices for low-income families, increase cost effectiveness, and encourage greater economic self-sufficiency.

PHD has created a cutting edge program that meets the goals of MTW while providing continued support for our vulnerable populations. Work-able families have moved to a stepped rent program in which working families will pay more of their share of the rent over five years, until they are time limited out. The program has seen dramatic self-sufficiency results. In the first three years families are working and earning more. 53% are working full time compared to 40% at program start and annual earned income per family is 60% higher than the baseline year. For those on their third year of the Step program income has increased from \$21,000 to \$31,000. Increasing incomes have offset increasing rents. Current shelter burden for Step households is 30%. Increased savings by PHD have allowed us to increase overall voucher allocation and to cover Jumpstart Self-Sufficiency case management services.

Alaskans supported by this program have benefited from a simplified rent structure and reduced paperwork, and working families will be able to keep more of the income they earn, and will receive the tools they need to succeed through our **Jumpstart** Self-Sufficiency program. Due to the efficiencies from this program, we were also able to assist over three hundred more families over the past year, as participants pay a greater portion of their rent, we can take more families off our waiting lists.

### Implement Moving-to-Work activities

Moving-to-Work (MTW) is a demonstration program that allows public housing authorities (PHAs) to design and test ways to: 1) Promote self-sufficiency among assisted families; 2) Achieve programmatic efficiency and reduce costs;

and 3) Increase housing choice for low-income households.

PHAs in the MTW demonstration have considerable flexibility in determining how to use Federal funds. For example, they can be permitted to combine funds from the Conventional Low Rent public housing operating and modernization programs and Housing Choice Voucher (HCV) tenant-based rental assistance program to meet the purposes of the demonstration. PHAs are also permitted to seek exemption from many existing public housing and HCV program rules and regulations. AHFC continues to use this program to implement many activities that are needed locally.

**Other Challenges include:**

**Senior housing** is an ongoing concern for the Corporation. Housing needs for senior Alaskans continues to grow larger as the senior population increases faster than affordable housing can be provided. Developers, contractors, and nonprofit agencies are working with the Corporation to leverage funds and bring affordable housing and services to Alaska's senior citizens. However, project development startup costs are high, and providers often are hesitant to go through the long expensive process recognizing that financial resources at the federal and state levels to address growing senior housing needs are shrinking, especially within special needs areas, which include seniors, the homeless, persons with HIV, and persons with disabilities.

**Rural Housing Developments** continue to experience significant challenges. As state and federal funding sources contract, there is increasing pressure on our remaining housing programs to fund housing developments in rural parts of our State. The recent reductions in rural housing programs have limited the number of small communities that can be served, i.e.:

- High costs (material, transportation, etc.);
- Limited growth rate of income;
- A continued lack of affordable housing and shifting demographics from Rural to Urban;
- Overcrowding of a significant percentage of existing housing stock; and
- High energy costs/cash poor economies in Rural Alaska.

**Significant Changes in Results to be Delivered in FY2019**

No changes in results to be delivered.

**Statutory and Regulatory Authority**

State of Alaska

AS 18.55           Housing, Public Building, Urban Renewal, and Regional Housing Authorities  
AS 18.56           Alaska Housing Finance Corporation

15 AAC 118       Health and Safety  
15 AAC 150       Alaska Housing Finance Corporation  
15 AAC 151       AHFC General Programs  
15 AAC 152       AHFC Rural Housing  
15 AAC 153       AHFC Public Housing  
15 AAC 154       Grant Programs  
15 AAC 155       AHFC Energy Efficiency Programs

19 AAC 69        Energy Efficiency  
19 AAC 80        Housing Assistance Loan Fund  
19 AAC 82        Home Ownership Assistance Program  
19 AAC 83        State-Assisted Rental Housing Construction Program  
19 AAC 85        Senior Citizens Housing Development Fund  
19 AAC 88        Supplemental Housing Development Grants  
19 AAC 89        Senior Housing Revolving Fund

## Code of Federal Regulations

10 CFR 420	State Energy Conservation Plans
10 CFR 440	Weatherization Assistance for Low-income Persons
24 CFR 41	Policy and Procedures for the enforcement of standards and requirements for accessibility...
24 CFR 42	Uniform Relocation Assistance & Real Property Acquisition for federal & federally assisted ...
24 CFR 91	State & Local Housing Affordability Strategies
24 CFR 92	HOME Investment Partnerships Program
24 CFR 219	Flexible Subsidy Program - Capital Improvement Loans
24 CFR 574	Housing Opportunities for Persons with AIDS (HOPWA)
24 CFR 575	Emergency Shelter Grants
24 CFR 576	Emergency Shelter Grants: Steward B. McKinney Homeless Assistance Act
24 CFR 582	Shelter Plus Care Program
24 CFR 583	Supportive Housing Program
24 CFR 600	Comprehensive Planning Assistance
24 CFR 850	Housing Development Grants
24 CFR 880	Section 8 Housing Assistance Payment Program for new construction
24 CFR 882	Section 8 Housing Assistance Payment Program - existing housing
24 CFR 886	Section 8 Housing Assistance Payment Program - special allocations
24 CFR 887	Housing Voucher Program
24 CFR 889	Grant Programs - Housing & Community Dev., Low- and Moderate-income Housing...
24 CFR 901	Public Housing Management Assessment Program
24 CFR 941	Public Housing Development
24 CFR 961	Drug Abuse, Drug Traffic Control, Grants Programs - Housing & Community Dev...
24 CFR 963	Public Housing - Contracting with Resident-owned businesses
24 CFR 964	Tenant Participation & Management in Public Housing
24 CFR 965	PHA-Owned or Leased projects - Maintenance & Operation
24 CFR 968	Comprehensive Grants Program
24 CFR 970	Public Housing Program - demolition or disposition of public housing projects
24 CFR 990	Annual Contributions for Operating Subsidy
45 CFR Subtitle B	Family Self-Sufficiency Program

Contact Information
<p><b>Contact:</b> Les Campbell, Budget Director  <b>Phone:</b> (907) 330-8335  <b>Fax:</b> (907) 330-8361  <b>E-mail:</b> <a href="mailto:lcampbel@ahfc.us">lcampbel@ahfc.us</a></p>

**AHFC Operations  
Personal Services Information**

Authorized Positions			Personal Services Costs	
	<u>FY2018</u> <u>Management</u> <u>Plan</u>	<u>FY2019</u> <u>Governor</u>		
Full-time	314	314	Annual Salaries	26,746,273
Part-time	22	22	Premium Pay	0
Nonpermanent	14	14	Annual Benefits	20,409,049
			<i>Less 12.89% Vacancy Factor</i>	(6,077,286)
			Lump Sum Premium Pay	0
			Board Honoraria	19,364
<b>Totals</b>	<b>350</b>	<b>350</b>	<b>Total Personal Services</b>	<b>41,097,400</b>

**Position Classification Summary**

Job Class Title	Anchorage	Fairbanks	Juneau	Others	Total
Accountant II	5	0	0	0	5
Accountant III	2	0	0	0	2
Accounting Assistant II	1	0	0	0	1
Accounting Assistant III	1	0	0	0	1
Accounting Technician II	4	0	0	0	4
Accounting Technician III	2	0	0	0	2
Accounts Payable Supervisor	1	0	0	0	1
Admin Assistant II/Courier	2	0	0	0	2
Admin Assistant II/Reception	1	0	0	0	1
Admin Assistant III/Reception	2	0	0	0	2
Admin Asst III/Supply & Record	1	0	0	0	1
Admin Services Technician	1	0	0	0	1
Admin Svcs Supervisor	1	0	0	0	1
Administrative Assistant III	4	0	0	0	4
Administrative Assistant IV	1	0	0	0	1
Asset Servicing Specialist III	2	0	0	0	2
Asset Supervisor I	0	0	0	6	6
Asset Supervisor II	3	1	0	3	7
Asset Technician	3	2	2	2	9
Audit Specialist II	1	0	0	0	1
Audit Specialist III	1	0	0	0	1
Budget Analyst	1	0	0	0	1
Budget Assistant II	2	0	0	0	2
Budget Specialist II	3	0	0	0	3
Communication Spclst II	1	0	0	0	1
Communications Manager	1	0	0	0	1
Compliance Specialist I	1	0	0	0	1
Compliance Specialist II	1	0	0	0	1
Compliance Specialist III	1	0	0	0	1
Construction Inspector	2	0	0	0	2
Controller	1	0	0	0	1
Coordinator, Admin Support	1	0	0	0	1
Coordinator, Facilities Mgmt	4	0	0	0	4
Coordinator, Grant	1	0	0	0	1
Coordinator, Planner	1	0	0	0	1
Coordinator, Program Develop.	1	0	0	0	1

Position Classification Summary					
Job Class Title	Anchorage	Fairbanks	Juneau	Others	Total
Coordinator, Servicing	2	0	0	0	2
Coordinator, Servicing II	1	0	0	0	1
Custodian	5	1	1	0	7
Database Administrator	1	0	0	0	1
Dep Executive Director	1	0	0	0	1
Director, Admin Services	1	0	0	0	1
Director, Budget	1	0	0	0	1
Director, Finance	1	0	0	0	1
Director, Gov Rel & Public Aff	1	0	0	0	1
Director, Housing Operations	1	0	0	0	1
Director, Human Resources	1	0	0	0	1
Director, Information Systems	1	0	0	0	1
Director, Internal Audit	1	0	0	0	1
Director, Mortgage Operations	1	0	0	0	1
Director, Planning/Prog Dev	1	0	0	0	1
Director, Public Housing	1	0	0	0	1
Director, Rural Housing	1	0	0	0	1
Energy Account Specialist I	2	0	0	0	2
Energy Grant Admin II	3	0	0	0	3
Energy Information Sp I	1	0	0	0	1
Energy Specialist I	5	0	0	0	5
Energy Specialist II	1	0	0	0	1
Executive Assistant	1	0	0	0	1
Executive Director/CEO	1	0	0	0	1
FIC Housing Program Supervisor	2	0	0	0	2
FIC Program Supervisor	1	0	0	0	1
Financial Analyst I	1	0	0	0	1
Financial Technician	1	0	0	0	1
Front Desk Coordinator	1	0	0	0	1
Gateway Center Administrator	1	0	0	0	1
Grant Administrator II	4	0	0	0	4
Housing Managemnt Spec I	3	0	0	0	3
Housing Program Spclst I	3	2	0	3	8
Housing Program Spclst II	11	2	4	4	21
Housing Program Spclst III	1	0	0	2	3
Housing Program Spclst III/FSS	1	0	0	0	1
Housing Program Spclst IV	0	1	0	1	2
Housing Technician	3	0	0	0	3
HPS V, FSS Lead Supervisor	1	0	0	0	1
HPSIII - FSS Case Manager	3	1	2	0	6
Human Resources Manager II	1	0	0	0	1
Human Resources Specialist	1	0	0	0	1
Laborer	12	2	1	9	24
Lead Mechanic	3	1	1	1	6
Lead Mechanic/Prev Maint	1	0	0	0	1
Lead Senior Sys Analyst	1	0	0	0	1
Lending Officer II	1	0	0	0	1
Loan Underwriter II	4	0	0	0	4
Maintenance Mechanic	15	3	4	10	32
Management Specialist I	4	0	0	0	4
Management Technician	1	0	0	0	1
Manager, Budget	1	0	0	0	1
Manager, Energy Program	1	0	0	0	1

Position Classification Summary						
Job Class Title	Anchorage	Fairbanks	Juneau	Others	Total	
Manager, Energy Program Info	1	0	0	0	1	
Manager, Energy Rebate	1	0	0	0	1	
Manager, Facilities Mgmt	1	0	0	0	1	
Manager, FIC	1	0	0	0	1	
Manager, Financial Acct	3	0	0	0	3	
Manager, FSS Programs	1	0	0	0	1	
Manager, IS Network Support	1	0	0	0	1	
Manager, Payroll	1	0	0	0	1	
Manager, PH Support Svcs	1	0	0	0	1	
Manager, Prog & Policy Dev	1	0	0	0	1	
Manager, Public Relations	1	0	0	0	1	
Manager, Servicing	1	0	0	0	1	
Manager, Sourcing	1	0	0	0	1	
Manager, Supplemental Hsg	1	0	0	0	1	
Manager, Supply & Logistics	1	0	0	0	1	
Manager, Weatherization	1	0	0	0	1	
Mortgage Admin Technician II	1	0	0	0	1	
Mortgage Assistant II	1	0	0	0	1	
Mortgage Operations Spec I	1	0	0	0	1	
Mortgage Project Specialist	1	0	0	0	1	
Mortgage Underwriter Superviso	1	0	0	0	1	
Mortgage-Servicing Specialist	1	0	0	0	1	
Multi-family Underwriter II	2	0	0	0	2	
Network Administrator II	2	0	0	0	2	
Network Administrator III	1	0	0	0	1	
Network Administrator IV	1	0	0	0	1	
Office Facility Technician	1	0	0	0	1	
Officer, Admin Svcs	1	0	0	0	1	
Officer, Audit	1	0	0	0	1	
Officer, Compliance	1	0	0	0	1	
Officer, Gov Rel & Public Aff	1	0	0	0	1	
Officer, Housing Relations	1	0	0	0	1	
Officer, IS Development	1	0	0	0	1	
Officer, Planning Development	1	0	0	0	1	
Officer, Research/Rural Admin	1	0	0	0	1	
Officer, Residential Lending	1	0	0	0	1	
Officer, Servicing	1	0	0	0	1	
Officer, Sourcing/Cntrt Compl	1	0	0	0	1	
Outreach Specialist II	3	0	0	0	3	
Outreach Support Technician	1	0	0	0	1	
Payroll Technician	2	0	0	0	2	
Planner I	4	0	0	0	4	
Planning Assistant II	1	0	0	0	1	
Policy and Program Manager II	1	0	0	0	1	
Program Administrator-Res Svcs	1	0	0	0	1	
Public Hsg Project Specialist	1	0	0	0	1	
Public Hsg Regional Manager II	1	1	0	0	2	
Purchasing Specialist III	2	0	0	0	2	
Records Center Technician	1	0	0	0	1	
Regional Manager I	0	0	1	0	1	
Risk Management Spec II	3	0	0	0	3	
Rural Development Spec	1	0	0	0	1	
Senior Finance Officer	2	0	0	0	2	

### Position Classification Summary

Job Class Title	Anchorage	Fairbanks	Juneau	Others	Total
Senior HR Specialist	1	0	0	0	1
Senior System Administrator	1	0	0	0	1
Senior System Analyst	3	0	0	0	3
Servicing Specialist III	1	0	0	0	1
Sourcing-Contr Compliance Tech	1	0	0	0	1
Special Asst/Research & Rural	1	0	0	0	1
Summer Hire	7	3	2	2	14
System Administrator	1	0	0	0	1
Technical Support Spec I	3	0	0	0	3
Technical Support Spec II	1	0	0	0	1
Technical Support Spec III	1	0	0	0	1
Web Programmer Analyst	1	0	0	0	1
Webmaster, Communications	1	0	0	0	1
<b>Totals</b>	<b>269</b>	<b>20</b>	<b>18</b>	<b>43</b>	<b>350</b>

### Component Board Summary

Board Description	Member Count	Pay Per Day	Budgeted Days	Additional Pay	Total Cost
Alaska Housing Finance Corporation Board	4	100.00	45	0.00	19,364.40
<b>Total</b>					<b>19,364.40</b>

**Component Detail All Funds**  
**Department of Revenue**

**Component:** AHFC Operations (110)  
**RDU:** Alaska Housing Finance Corporation (46)

Non-Formula Component

	FY2017 Actuals	FY2018 Conference Committee	FY2018 Authorized	FY2018 Management Plan	FY2019 Governor	FY2018 Management Plan vs FY2019 Governor	
71000 Personal Services	40,149.2	41,097.4	41,097.4	41,097.4	41,097.4	0.0	0.0%
72000 Travel	287.1	536.0	536.0	536.0	536.0	0.0	0.0%
73000 Services	14,675.5	14,977.2	14,977.2	14,977.2	14,977.2	0.0	0.0%
74000 Commodities	1,633.3	1,936.8	1,936.8	1,936.8	1,936.8	0.0	0.0%
75000 Capital Outlay	468.8	312.1	312.1	312.1	312.1	0.0	0.0%
77000 Grants, Benefits	36,353.0	35,900.0	35,900.0	35,900.0	35,800.0	-100.0	-0.3%
78000 Miscellaneous	0.0	0.0	0.0	0.0	0.0	0.0	0.0%
<b>Totals</b>	<b>93,566.9</b>	<b>94,759.5</b>	<b>94,759.5</b>	<b>94,759.5</b>	<b>94,659.5</b>	<b>-100.0</b>	<b>-0.1%</b>
<b>Fund Sources:</b>							
1002Fed Rcpts (Fed)	58,429.0	59,071.0	59,071.0	59,071.0	59,071.0	0.0	0.0%
1007I/A Rcpts (Other)	1,043.5	800.0	800.0	800.0	800.0	0.0	0.0%
1061CIP Rcpts (Other)	1,960.3	2,349.8	2,349.8	2,349.8	2,349.8	0.0	0.0%
1092MHTAAR (Other)	0.0	100.0	100.0	100.0	0.0	-100.0	-100.0%
1103AHFC Rcpts (Other)	32,134.1	32,438.7	32,438.7	32,438.7	32,438.7	0.0	0.0%
<b>Unrestricted General (UGF)</b>	<b>0.0</b>	<b>0.0</b>	<b>0.0</b>	<b>0.0</b>	<b>0.0</b>	<b>0.0</b>	<b>0.0%</b>
<b>Designated General (DGF)</b>	<b>0.0</b>	<b>0.0</b>	<b>0.0</b>	<b>0.0</b>	<b>0.0</b>	<b>0.0</b>	<b>0.0%</b>
<b>Other Funds</b>	<b>35,137.9</b>	<b>35,688.5</b>	<b>35,688.5</b>	<b>35,688.5</b>	<b>35,588.5</b>	<b>-100.0</b>	<b>-0.3%</b>
<b>Federal Funds</b>	<b>58,429.0</b>	<b>59,071.0</b>	<b>59,071.0</b>	<b>59,071.0</b>	<b>59,071.0</b>	<b>0.0</b>	<b>0.0%</b>
<b>Positions:</b>							
Permanent Full Time	313	314	314	314	314	0	0.0%
Permanent Part Time	23	22	22	22	22	0	0.0%
Non Permanent	14	14	14	14	14	0	0.0%



**Change Record Detail - Multiple Scenarios with Descriptions**  
**Department of Revenue**

**Component:** AHFC Operations (110)  
**RDU:** Alaska Housing Finance Corporation (46)

Scenario/Change Record Title	Trans Type	Totals	Personal Services	Travel	Services	Commodities	Capital Outlay	Grants, Benefits	Miscellaneous	Positions		NP
										PFT	PPT	
***** Changes From FY2018 Conference Committee To FY2018 Authorized *****												
<b>FY2018 Conference Committee</b>												
	ConfCom	94,759.5	41,097.4	536.0	14,977.2	1,936.8	312.1	35,900.0	0.0	314	22	14
1002 Fed Rcpts		59,071.0										
1007 I/A Rcpts		800.0										
1061 CIP Rcpts		2,349.8										
1092 MHTAAR		100.0										
1103 AHFC Rcpts		32,438.7										
	<b>Subtotal</b>	<b>94,759.5</b>	<b>41,097.4</b>	<b>536.0</b>	<b>14,977.2</b>	<b>1,936.8</b>	<b>312.1</b>	<b>35,900.0</b>	<b>0.0</b>	<b>314</b>	<b>22</b>	<b>14</b>
***** Changes From FY2018 Management Plan To FY2019 Governor *****												
<b>Reverse Mental Health Trust Recommendation</b>												
	OTI	-100.0	0.0	0.0	0.0	0.0	0.0	-100.0	0.0	0	0	0
1092 MHTAAR		-100.0										
	<b>Totals</b>	<b>94,659.5</b>	<b>41,097.4</b>	<b>536.0</b>	<b>14,977.2</b>	<b>1,936.8</b>	<b>312.1</b>	<b>35,800.0</b>	<b>0.0</b>	<b>314</b>	<b>22</b>	<b>14</b>

**Personal Services Expenditure Detail**  
**Department of Revenue**

**Scenario:** FY2019 Governor (14641)  
**Component:** AHFC Operations (110)  
**RDU:** Alaska Housing Finance Corporation (46)

PCN	Job Class Title	Time Status	Retire Code	Barg Unit	Location	Salary Sched	Range / Step	Comp Months	Split / Count	Annual Salaries	COLA	Premium Pay	Annual Benefits	Total Costs	UGF Amount
04-021X	HPSIII - FSS Case Manager	FT	A	--	Fairbanks	-B	15C / D	12.0		54,935	0	0	53,089	108,024	0
04-024X	Manager, Financial Acct	FT	A	--	Anchorage	-A	22B / C	12.0		82,744	0	0	63,170	145,914	0
04-025X	Loan Underwriter II	FT	A	--	Anchorage	-A	18D / E	12.0		67,117	0	0	57,505	124,622	0
04-026X	Accountant III	FT	A	--	Anchorage	-A	19A / B	12.0		65,429	0	0	56,893	122,322	0
04-027X	Planner I	FT	A	--	Anchorage	-A	20P	12.0		107,981	0	0	72,318	180,299	0
04-028X	Energy Information Sp I	FT	A	--	Anchorage	-A	17S	12.0		93,658	0	0	67,126	160,784	0
04-029X	Management Specialist I	FT	A	--	Anchorage	-A	16C / D	12.0		56,256	0	0	53,568	109,824	0
04-030X	Planner I	FT	1	--	Anchorage	-A	20E / F	12.0		79,012	0	0	61,817	140,829	0
04-031X	Director, Finance	FT	A	--	Anchorage	99	0 /	12.0		190,978	0	0	98,587	289,565	0
04-032X	Web Programmer Analyst	FT	1	--	Anchorage	-A	18I / J	12.0		80,501	0	0	62,356	142,857	0
04-033X	Database Administrator	FT	A	--	Anchorage	-A	19U	12.0		111,636	0	0	73,643	185,279	0
04-034X	Risk Management Spec II	FT	1	--	Anchorage	-A	17B / C	12.0		58,178	0	0	54,264	112,442	0
04-036X	Administrative Assistant III	PT	A	--	Anchorage	-A	12C	9.0		31,465	0	0	23,847	55,312	0
04-037X	Mortgage-Servicing Specialist	FT	A	--	Anchorage	-A	16M / N	12.0		78,599	0	0	61,667	140,266	0
04-038X	Financial Technician	FT	A	--	Anchorage	-A	16I / J	12.0		70,599	0	0	58,767	129,366	0
04-039X	Asset Servicing Specialist III	FT	1	--	Anchorage	-A	16D / E	12.0		58,525	0	0	54,390	112,915	0
04-040X	Housing Program Spclst III	FT	1	--	Anchorage	-A	15C / D	12.0		53,309	0	0	52,499	105,808	0
04-041X	Controllor	FT	1	--	Anchorage	99	0 /	12.0		140,211	0	0	83,296	223,507	0
04-042X	Compliance Specialist III	FT	1	--	Anchorage	-A	19I / J	12.0		86,581	0	0	64,560	151,141	0
04-043X	Loan Underwriter II	FT	1	--	Anchorage	-A	18C / D	12.0		65,157	0	0	56,794	121,951	0
04-044X	Mortgage Admin Technician II	FT	A	--	Anchorage	-A	14S	12.0		76,082	0	0	60,755	136,837	0
04-045X	Asset Servicing Specialist III	FT	A	--	Anchorage	-A	16U	12.0		91,032	0	0	66,174	157,206	0
04-047X	Housing Program Spclst I	FT	A	--	Fairbanks	-B	12N / O	12.0		63,063	0	0	56,035	119,098	0
04-048X	Financial Analyst I	FT	A	--	Anchorage	-A	18D / E	12.0		67,117	0	0	57,505	124,622	0
04-049X	Energy Grant Admin II	FT	A	--	Anchorage	-A	18C	12.0		63,430	0	0	56,168	119,598	0
04-050X	Housing Program Spclst II	FT	1	--	Juneau	-A	14B / C	12.0		47,606	0	0	50,432	98,038	0
04-051X	Accountant II	FT	1	--	Anchorage	-A	18B / C	12.0		63,342	0	0	56,136	119,478	0
04-052X	Accounting Technician II	FT	A	--	Anchorage	-A	14C / D	12.0		49,112	0	0	50,978	100,090	0
04-053X	Energy Specialist II	FT	1	--	Anchorage	-A	19H / I	12.0		83,210	0	0	63,338	146,548	0
04-054X	Technical Support Spec I	FT	1	--	Anchorage	-A	16F / G	12.0		63,046	0	0	56,029	119,075	0
04-055X	Coordinator, Servicing II	FT	A	--	Anchorage	-A	18U	12.0		104,408	0	0	71,023	175,431	0
04-056X	Admin Assistant III/Reception	PT	A	--	Anchorage	-A	12A / B	9.0		30,426	0	0	23,470	53,896	0
04-057X	Director, Admin Services	FT	A	--	Anchorage	99	0 /	12.0		158,583	0	0	88,829	247,412	0
04-058X	Manager, FSS Programs	FT	A	--	Anchorage	-A	22J / K	12.0		109,871	0	0	73,003	182,874	0
04-059X	Laborer	PT	A	-2	Anchorage	-A	0C	9.0		33,144	0	0	24,455	57,599	0
04-060X	Admin Assistant	PT	1	--	Anchorage	-A	12C	9.0		31,465	0	0	23,847	55,312	0

Note: If a position is split, an asterisk (\*) will appear in the Split/Count column. If the split position is also counted in the component, two asterisks (\*\*) will appear in this column. [No valid job title] appearing in the Job Class Title indicates that the PCN has an invalid class code or invalid range for the class code effective date of this scenario.

**Personal Services Expenditure Detail**  
**Department of Revenue**

**Scenario:** FY2019 Governor (14641)  
**Component:** AHFC Operations (110)  
**RDU:** Alaska Housing Finance Corporation (46)

PCN	Job Class Title	Time Status	Retire Code	Barg Unit	Location	Salary Sched	Range / Step	Comp Months	Split / Count	Annual Salaries	COLA	Premium Pay	Annual Benefits	Total Costs	UGF Amount
04-061X	III/Reception HPSIII - FSS Case Manager	FT	1	--	Anchorage	-A	15E / F	12.0		56,960	0	0	53,823	110,783	0
04-062X	Laborer	FT	1	-2	Anchorage	-A	0C / D	12.0		45,855	0	0	49,797	95,652	0
04-063X	Coordinator, Program Develop.	FT	A	--	Anchorage	-A	20P	12.0		107,981	0	0	72,318	180,299	0
04-064X	Manager, Servicing	FT	A	--	Anchorage	-A	20O / P	12.0		107,981	0	0	72,318	180,299	0
04-065X	Compliance Specialist I	FT	A	--	Anchorage	-A	17J / K	12.0		76,839	0	0	61,029	137,868	0
04-066X	Maintenance Mechanic	FT	1	-3	Anchorage	-A	0D / E	12.0		57,565	0	0	54,042	111,607	0
04-067X	Director, Information Systems	FT	A	--	Anchorage	99	0 /	12.0		181,589	0	0	95,759	277,348	0
04-068X	Communications Manager	FT	A	--	Anchorage	-A	20S / T	12.0		115,927	0	0	75,198	191,125	0
04-069X	Maintenance Mechanic	FT	1	-3	Anchorage	-A	0B / C	12.0		53,710	0	0	52,645	106,355	0
04-070X	Housing Program Spclst III/FSS	PT	A	--	Anchorage	-A	15C / D	9.0		39,170	0	0	26,640	65,810	0
04-071X	Laborer	PT	1	-2	Anchorage	-A	0C / D	9.0		34,391	0	0	24,907	59,298	0
04-072X	System Administrator	FT	A	--	Anchorage	-A	22U	12.0		136,518	0	0	82,183	218,701	0
04-074X	Director, Gov Rel & Public Aff	FT	1	--	Anchorage	99	0 /	12.0		174,605	0	0	93,655	268,260	0
04-075X	Compliance Specialist II	FT	1	--	Anchorage	-A	18K / L	12.0		86,378	0	0	64,487	150,865	0
04-076X	Accountant II	FT	A	--	Anchorage	-A	18B / C	12.0		62,462	0	0	55,817	118,279	0
04-077X	Network Administrator III	FT	1	--	Anchorage	-A	20C / D	12.0		74,279	0	0	60,101	134,380	0
04-079X	Admin Services Technician	FT	1	--	Anchorage	-A	14O / P	12.0		71,108	0	0	58,951	130,059	0
04-080X	Manager, Financial Acct	FT	A	--	Anchorage	-A	22S	12.0		131,217	0	0	80,587	211,804	0
04-081X	Grant Administrator II	FT	A	--	Anchorage	-A	18A / B	12.0		61,143	0	0	55,339	116,482	0
04-082X	Coordinator, Planner	FT	1	--	Anchorage	-A	21O / P	12.0		115,451	0	0	75,026	190,477	0
04-083X	Laborer	FT	A	-2	Anchorage	-A	0C / D	12.0		45,855	0	0	49,797	95,652	0
04-085X	HPSIII - FSS Case Manager	FT	A	--	Juneau	-A	15B / C	9.0		38,437	0	0	38,815	77,252	0
04-086X	Laborer	PT	A	-2	Sitka	-A	0B	9.0		31,974	0	0	24,031	56,005	0
04-087X	Laborer	PT	A	-2	Wasilla	-A	0A	9.0		30,804	0	0	23,607	54,411	0
04-088X	Laborer	PT	A	-2	Wrangell	-A	0C / D	9.0		34,391	0	0	24,907	59,298	0
04-089X	Summer Hire	NP	N	--	Anchorage	99	0	3.0		7,799	0	0	9,405	17,204	0
04-090X	Summer Hire	NP	N	--	Anchorage	99	0	3.0		7,799	0	0	9,405	17,204	0
04-091X	Summer Hire	NP	N	--	Bethel	99	0	3.0		7,799	0	0	9,405	17,204	0
04-092X	Outreach Specialist II	FT	1	--	Anchorage	-A	20P	12.0		107,981	0	0	72,318	180,299	0
04-093X	Summer Hire	NP	N	--	Fairbanks	99	0	3.0		7,799	0	0	9,405	17,204	0
04-095X	Summer Hire	NP	N	--	Juneau	99	0	3.0		7,799	0	0	9,405	17,204	0
04-096X	Servicing Specialist III	FT	1	--	Anchorage	-A	16E / F	12.0		60,182	0	0	54,991	115,173	0
04-098X	Risk Management Spec II	FT	1	--	Anchorage	-A	17I / J	12.0		75,894	0	0	60,686	136,580	0
04-102X	Coordinator, Servicing	FT	1	--	Anchorage	-A	17K / L	12.0		80,719	0	0	62,435	143,154	0

Note: If a position is split, an asterisk (\*) will appear in the Split/Count column. If the split position is also counted in the component, two asterisks (\*\*) will appear in this column.  
[No valid job title] appearing in the Job Class Title indicates that the PCN has an invalid class code or invalid range for the class code effective date of this scenario.

**Personal Services Expenditure Detail**  
**Department of Revenue**

**Scenario:** FY2019 Governor (14641)  
**Component:** AHFC Operations (110)  
**RDU:** Alaska Housing Finance Corporation (46)

PCN	Job Class Title	Time Status	Retire Code	Barg Unit	Location	Salary Sched	Range / Step	Comp Months	Split / Count	Annual Salaries	COLA	Premium Pay	Annual Benefits	Total Costs	UGF Amount
04-107X	Director, Human Resources	FT	A	--	Anchorage	99	0 /	12.0		164,597	0	0	90,641	255,238	0
04-108X	Human Resources Manager II	FT	A	--	Anchorage	-A	22Q	12.0		126,121	0	0	78,894	205,015	0
04-109X	Executive Assistant	FT	A	--	Anchorage	-A	17T	12.0		95,532	0	0	67,805	163,337	0
04-110X	Officer, Servicing	FT	A	--	Anchorage	-A	23Q	12.0		135,197	0	0	81,786	216,983	0
04-111X	Manager, Sourcing	FT	A	--	Anchorage	-A	20N / O	12.0		104,984	0	0	71,232	176,216	0
04-112X	Records Center Technician	FT	A	--	Anchorage	-A	14S	12.0		76,082	0	0	60,755	136,837	0
04-113X	Budget Assistant II	FT	1	--	Anchorage	-A	14A / B	12.0		45,617	0	0	49,711	95,328	0
04-114X	Admin Assistant II/Courier	FT	1	--	Anchorage	-A	10C / D	12.0		37,862	0	0	46,900	84,762	0
04-115X	Officer, Residential Lending	FT	A	--	Anchorage	-A	22F / G	12.0		93,932	0	0	67,225	161,157	0
04-118X	Multi-family Underwriter II	FT	A	--	Anchorage	-A	18T / U	12.0		102,617	0	0	70,374	172,991	0
04-119X	Accountant III	FT	A	--	Anchorage	-A	19B / C	12.0		66,906	0	0	57,428	124,334	0
04-120X	Accounting Technician III	FT	A	--	Anchorage	-A	16B / C	12.0		54,881	0	0	53,069	107,950	0
04-122X	Officer, Gov Rel & Public Aff	FT	A	--	Anchorage	99	0 /	12.0		181,589	0	0	95,759	277,348	0
04-123X	Administrative Assistant IV	FT	1	--	Anchorage	-A	14R	12.0		74,590	0	0	60,214	134,804	0
04-128X	Admin Assistant II/Courier	FT	1	--	Anchorage	-A	10A / B	12.0		35,988	0	0	46,220	82,208	0
04-130X	Housing Program Spclst II	FT	A	--	Fairbanks	-B	14C / D	12.0		50,699	0	0	51,553	102,252	0
04-133X	Housing Technician	FT	A	--	Anchorage	-A	13J / K	12.0		59,210	0	0	54,638	113,848	0
04-136X	Mortgage Project Specialist	FT	A	--	Anchorage	-A	16J / K	12.0		71,251	0	0	59,003	130,254	0
04-137X	Administrative Assistant III	FT	A	--	Anchorage	-A	12A	12.0		39,402	0	0	47,458	86,860	0
04-140X	Director, Planning/Prog Dev	FT	A	--	Anchorage	99	0 /	12.0		124,644	0	0	78,358	203,002	0
04-143X	Technical Support Spec II	FT	1	--	Anchorage	-A	17J / K	12.0		78,741	0	0	61,718	140,459	0
04-144X	Manager, Financial Acct	FT	A	--	Anchorage	-A	22K / L	12.0		114,669	0	0	74,742	189,411	0
04-145X	Senior Finance Officer	FT	A	--	Anchorage	-A	24K / L	12.0		129,768	0	0	80,150	209,918	0
04-146X	Payroll Technician	FT	1	--	Anchorage	-A	16J / K	12.0		73,034	0	0	59,650	132,684	0
04-147X	Senior System Analyst	FT	A	--	Anchorage	-A	22A / B	12.0		79,604	0	0	62,031	141,635	0
04-148X	Senior System Analyst	FT	A	--	Anchorage	-A	22S	12.0		131,217	0	0	80,587	211,804	0
04-149X	Network Administrator II	FT	1	--	Anchorage	-A	19G / H	12.0		79,826	0	0	62,112	141,938	0
04-151X	Network Administrator II	FT	1	--	Anchorage	-A	19M / N	12.0		97,319	0	0	68,453	165,772	0
04-152X	Network Administrator IV	FT	1	--	Anchorage	-A	21G / H	12.0		91,827	0	0	66,462	158,289	0
04-153X	Technical Support Spec III	FT	A	--	Anchorage	-A	20R / S	12.0		112,531	0	0	73,967	186,498	0
04-154X	Dep Executive Director	FT	A	--	Anchorage	99	0 /	12.0		212,066	0	0	104,938	317,004	0
04-155X	Senior System Administrator	FT	A	--	Anchorage	-A	23A / B	12.0		85,591	0	0	64,202	149,793	0
04-156X	Director, Internal Audit	FT	A	--	Anchorage	99	0 /	12.0		189,698	0	0	98,201	287,899	0
04-166X	Executive Director/CEO	FT	A	--	Anchorage	99	0 /	12.0		309,875	0	0	134,399	444,274	0
04-167X	Manager, Public Relations	FT	1	--	Anchorage	-A	20P	12.0		107,981	0	0	72,318	180,299	0
04-168X	Communication Spclst II	FT	A	--	Anchorage	-A	17S	12.0		93,658	0	0	67,126	160,784	0
04-169X	Director, Mortgage Operations	FT	1	--	Anchorage	99	0 /	12.0		194,680	0	0	99,702	294,382	0

Note: If a position is split, an asterisk (\*) will appear in the Split/Count column. If the split position is also counted in the component, two asterisks (\*\*) will appear in this column. [No valid job title] appearing in the Job Class Title indicates that the PCN has an invalid class code or invalid range for the class code effective date of this scenario.

**Personal Services Expenditure Detail**  
**Department of Revenue**

**Scenario:** FY2019 Governor (14641)  
**Component:** AHFC Operations (110)  
**RDU:** Alaska Housing Finance Corporation (46)

PCN	Job Class Title	Time Status	Retire Code	Barg Unit	Location	Salary Sched	Range / Step	Comp Months	Split / Count	Annual Salaries	COLA	Premium Pay	Annual Benefits	Total Costs	UGF Amount
04-175X	Mortgage Operations Spec I	FT	1	--	Anchorage	-A	16G / H	12.0		64,314	0	0	56,489	120,803	0
04-176X	Admin Svcs Supervisor	FT	A	--	Anchorage	-A	17U	12.0		97,442	0	0	68,498	165,940	0
04-178X	Audit Specialist III	FT	1	--	Anchorage	-A	20I / J	12.0		91,199	0	0	66,234	157,433	0
04-179X	Mortgage Underwriter Supervisor	FT	A	--	Anchorage	-A	20G / H	12.0		86,416	0	0	64,501	150,917	0
04-180X	Lead Senior Sys Analyst	FT	A	--	Anchorage	-A	23G / H	12.0		104,959	0	0	71,222	176,181	0
04-183X	Purchasing Specialist III	FT	A	--	Anchorage	-A	16A	12.0		51,361	0	0	51,793	103,154	0
04-184X	Director, Rural Housing	FT	A	--	Anchorage	99	0 /	12.0		194,680	0	0	99,702	294,382	0
04-186X	Outreach Specialist II	FT	A	--	Anchorage	-A	20K / L	12.0		98,327	0	0	68,818	167,145	0
04-187X	Energy Account Specialist I	FT	A	--	Anchorage	-A	17A / B	12.0		55,727	0	0	53,376	109,103	0
04-188X	Lending Officer II	FT	A	--	Anchorage	-A	23R / S	12.0		138,475	0	0	82,773	221,248	0
04-189X	Management Specialist I	FT	A	--	Anchorage	-A	16F / G	12.0		63,046	0	0	56,029	119,075	0
04-190X	Risk Management Spec II	FT	1	--	Anchorage	-A	17D / E	12.0		61,934	0	0	55,626	117,560	0
04-194X	Officer, IS Development	FT	A	--	Anchorage	-A	24J / K	12.0		122,415	0	0	77,550	199,965	0
04-195X	Rural Development Spec	FT	1	--	Anchorage	-A	18E / F	12.0		70,088	0	0	58,582	128,670	0
04-197X	Loan Underwriter II	FT	1	--	Anchorage	-A	18D / E	12.0		67,028	0	0	57,473	124,501	0
04-198X	Multi-family Underwriter II	FT	1	--	Anchorage	-A	18F / G	12.0		72,519	0	0	59,463	131,982	0
04-199X	Officer, Research/Rural Admin	FT	A	--	Anchorage	99	0 /	12.0		160,853	0	0	89,513	250,366	0
04-202X	Loan Underwriter II	FT	1	--	Anchorage	-A	18J / K	12.0		82,244	0	0	62,988	145,232	0
04-206X	Officer, Housing Relations	FT	A	--	Anchorage	-A	22N / O	12.0		119,660	0	0	76,552	196,212	0
04-207X	Manager, Supplemental Hsg	FT	A	--	Anchorage	-A	19A	12.0		63,430	0	0	56,168	119,598	0
04-208X	Outreach Specialist II	FT	A	--	Anchorage	-A	20E / F	12.0		77,829	0	0	61,388	139,217	0
04-209X	Grant Administrator II	FT	A	--	Anchorage	-A	18U	12.0		104,408	0	0	71,023	175,431	0
04-210X	Officer, Planning Development	FT	A	--	Anchorage	-A	23S	12.0		140,658	0	0	83,430	224,088	0
04-211X	Manager, Energy Program	FT	A	--	Anchorage	-A	19T	12.0		109,447	0	0	72,849	182,296	0
04-212X	Grant Administrator II	FT	A	--	Anchorage	-A	18Q / R	12.0		98,386	0	0	68,840	167,226	0
04-213X	Administrative Assistant III	FT	1	--	Anchorage	-A	12E / F	12.0		46,246	0	0	49,939	96,185	0
04-214X	Budget Specialist II	FT	A	--	Anchorage	-A	18P	12.0		94,565	0	0	67,455	162,020	0
04-216X	Energy Grant Admin II	FT	A	--	Anchorage	-A	18F / G	12.0		72,962	0	0	59,624	132,586	0
04-218X	Coordinator, Grant	FT	A	--	Anchorage	-A	21U / V	12.0		130,017	0	0	80,225	210,242	0
04-219X	Special Asst/Research & Rural	FT	A	--	Anchorage	-A	18A	12.0		59,220	0	0	54,642	113,862	0
04-220X	Manager, Budget	FT	A	--	Anchorage	-A	22N / O	12.0		120,764	0	0	76,952	197,716	0
04-221X	Manager, Weatherization	FT	A	--	Anchorage	-A	19R	12.0		105,197	0	0	71,309	176,506	0
04-222X	Manager, Energy Program Info	FT	1	--	Anchorage	-A	19H / I	12.0		82,191	0	0	62,969	145,160	0
04-223X	Accountant II	FT	1	--	Anchorage	-A	18C / D	12.0		65,611	0	0	56,959	122,570	0

Note: If a position is split, an asterisk (\*) will appear in the Split/Count column. If the split position is also counted in the component, two asterisks (\*\*) will appear in this column. [No valid job title] appearing in the Job Class Title indicates that the PCN has an invalid class code or invalid range for the class code effective date of this scenario.

**Personal Services Expenditure Detail**  
**Department of Revenue**

**Scenario:** FY2019 Governor (14641)  
**Component:** AHFC Operations (110)  
**RDU:** Alaska Housing Finance Corporation (46)

PCN	Job Class Title	Time Status	Retire Code	Barg Unit	Location	Salary Sched	Range / Step	Comp Months	Split / Count	Annual Salaries	COLA	Premium Pay	Annual Benefits	Total Costs	UGF Amount
04-302X	Accountant II	FT	A	--	Anchorage	-A	18A	12.0		59,220	0	0	54,642	113,862	0
04-303X	Accounting Assistant III	FT	A	--	Anchorage	-A	15L / M	12.0		72,393	0	0	59,417	131,810	0
04-304X	Accountant II	FT	A	--	Anchorage	-A	18C / D	12.0		65,611	0	0	56,959	122,570	0
04-305X	Budget Assistant II	FT	A	--	Anchorage	-A	14M / N	12.0		68,573	0	0	58,033	126,606	0
04-306X	Accounts Payable Supervisor	FT	1	--	Anchorage	-A	18B / C	12.0		61,494	0	0	55,466	116,960	0
04-307X	Manager, Payroll	FT	1	--	Anchorage	-A	20L / M	12.0		100,844	0	0	69,731	170,575	0
04-308X	Payroll Technician	FT	A	--	Anchorage	-A	16D / E	12.0		58,438	0	0	54,359	112,797	0
04-309X	Accounting Technician II	FT	A	--	Anchorage	-A	14J / K	12.0		62,240	0	0	55,737	117,977	0
04-310X	Accounting Technician II	FT	1	--	Anchorage	-A	14D / E	12.0		50,636	0	0	51,530	102,166	0
04-311X	Accounting Technician II	FT	A	--	Anchorage	-A	14K / L	12.0		64,980	0	0	56,730	121,710	0
04-312X	Accounting Technician III	FT	1	--	Anchorage	-A	16A	12.0		51,361	0	0	51,793	103,154	0
04-313X	Webmaster, Communications	FT	A	--	Anchorage	-A	16N / O	12.0		80,394	0	0	62,318	142,712	0
04-314X	Human Resources Specialist	FT	A	--	Anchorage	-A	18E / F	12.0		69,019	0	0	58,194	127,213	0
04-315X	Budget Specialist II	FT	A	--	Anchorage	-A	18M / N	12.0		90,858	0	0	66,111	156,969	0
04-316X	Senior HR Specialist	FT	A	--	Anchorage	-A	20M / N	12.0		103,380	0	0	70,650	174,030	0
04-317X	Officer, Sourcing/Cntrt Compl	FT	A	--	Anchorage	-A	22S	12.0		131,217	0	0	80,587	211,804	0
04-318X	HPSIII - FSS Case Manager	FT	1	--	Anchorage	-A	15I / J	12.0		65,523	0	0	56,927	122,450	0
04-319X	Manager, IS Network Support	FT	A	--	Anchorage	-A	23D / E	12.0		93,724	0	0	67,150	160,874	0
04-320X	Purchasing Specialist III	FT	A	--	Anchorage	-A	16N / O	12.0		80,646	0	0	62,409	143,055	0
04-321X	Sourcing-Contr Compliance Tech	FT	1	--	Anchorage	-A	14H / I	12.0		57,839	0	0	54,141	111,980	0
04-323X	Officer, Admin Svcs	FT	A	--	Anchorage	-A	22N / O	12.0		121,040	0	0	77,052	198,092	0
04-324X	Manager, Supply & Logistics	FT	A	--	Anchorage	-A	20T / U	12.0		119,220	0	0	76,392	195,612	0
04-325X	Admin Asst III/Supply & Record	FT	A	--	Anchorage	-A	12A	12.0		39,402	0	0	47,458	86,860	0
04-326X	Senior System Analyst	FT	1	--	Anchorage	-A	22J / K	12.0		110,540	0	0	73,246	183,786	0
04-328X	Technical Support Spec I	FT	A	--	Anchorage	-A	16B / C	12.0		54,166	0	0	52,810	106,976	0
04-329X	Technical Support Spec I	FT	A	--	Anchorage	-A	16G / H	12.0		64,018	0	0	56,381	120,399	0
04-330X	Planner I	FT	1	--	Anchorage	-A	20E / F	12.0		80,077	0	0	62,203	142,280	0
04-332X	Planner I	FT	1	--	Anchorage	-A	20F / G	12.0		82,680	0	0	63,146	145,826	0
04-333X	Management Technician	PT	A	--	Anchorage	-A	14A	9.0		33,553	0	0	24,604	58,157	0
04-350X	Director, Public Housing	FT	A	--	Anchorage	99	0 /	12.0		194,680	0	0	99,702	294,382	0
04-351X	Director, Housing Operations	FT	A	--	Anchorage	99	0 /	12.0		174,605	0	0	93,655	268,260	0

Note: If a position is split, an asterisk (\*) will appear in the Split/Count column. If the split position is also counted in the component, two asterisks (\*\*) will appear in this column. [No valid job title] appearing in the Job Class Title indicates that the PCN has an invalid class code or invalid range for the class code effective date of this scenario.

**Personal Services Expenditure Detail**  
**Department of Revenue**

**Scenario:** FY2019 Governor (14641)  
**Component:** AHFC Operations (110)  
**RDU:** Alaska Housing Finance Corporation (46)

PCN	Job Class Title	Time Status	Retire Code	Barg Unit	Location	Salary Sched	Range / Step	Comp Months	Split / Count	Annual Salaries	COLA	Premium Pay	Annual Benefits	Total Costs	UGF Amount
04-352X	Office Facility Technician	FT	1	--	Anchorage	-A	14K / L	12.0		66,288	0	0	57,204	123,492	0
04-353X	Coordinator, Facilities Mgmt	FT	A	--	Anchorage	-A	20A / B	12.0		68,805	0	0	58,117	126,922	0
04-354X	Director, Budget	FT	A	--	Anchorage	99	0 /	12.0		177,582	0	0	94,552	272,134	0
04-356X	Coordinator, Facilities Mgmt	FT	A	--	Anchorage	-A	20R	12.0		112,343	0	0	73,899	186,242	0
04-357X	Audit Specialist II	FT	1	--	Anchorage	-A	19F / G	12.0		77,303	0	0	61,197	138,500	0
04-358X	Coordinator, Admin Support	FT	A	--	Anchorage	-A	17L / M	12.0		83,041	0	0	63,277	146,318	0
04-359X	Administrative Assistant III	FT	A	--	Anchorage	-A	12R	12.0		64,693	0	0	56,626	121,319	0
04-361X	Manager, Prog & Policy Dev	FT	1	--	Anchorage	-A	21T	12.0		124,968	0	0	78,476	203,444	0
04-362X	Policy and Program Manager II	FT	A	--	Anchorage	-A	22T	12.0		133,841	0	0	81,377	215,218	0
04-363X	Housing Managemnt Spec I	FT	A	--	Anchorage	-A	16C / D	12.0		56,344	0	0	53,600	109,944	0
04-364X	HPSIII - FSS Case Manager	FT	A	--	Juneau	-A	15G / H	12.0		61,444	0	0	55,448	116,892	0
04-365X	Public Hsg Project Specialist	FT	A	--	Anchorage	-A	20Q / R	12.0		111,425	0	0	73,566	184,991	0
04-366X	Admin Assistant II/Reception	FT	A	--	Anchorage	-A	10L / M	12.0		51,334	0	0	51,783	103,117	0
04-367X	Housing Program Spclst II	FT	1	--	Anchorage	-A	14B / C	12.0		47,266	0	0	50,309	97,575	0
04-369X	Housing Technician	FT	1	--	Anchorage	-A	13A	12.0		41,953	0	0	48,383	90,336	0
04-370X	Housing Program Spclst I	FT	1	--	Anchorage	-A	12B / C	12.0		41,838	0	0	48,341	90,179	0
04-371X	Housing Program Spclst II	FT	A	--	Anchorage	-A	14K / L	12.0		64,779	0	0	56,657	121,436	0
04-372X	Housing Program Spclst I	FT	A	--	Anchorage	-A	12M / N	12.0		59,295	0	0	54,669	113,964	0
04-373X	Housing Technician	FT	A	--	Anchorage	-A	13C / D	12.0		45,492	0	0	49,666	95,158	0
04-374X	Housing Program Spclst II	FT	A	--	Anchorage	-A	14G / H	12.0		55,822	0	0	53,410	109,232	0
04-375X	Asset Technician	FT	1	--	Anchorage	-A	14C / D	12.0		48,894	0	0	50,899	99,793	0
04-376X	HPS V, FSS Lead Supervisor	FT	1	--	Anchorage	-A	17F / G	12.0		66,438	0	0	57,259	123,697	0
04-377X	Housing Program Spclst II	FT	1	--	Anchorage	-A	14D / E	12.0		50,491	0	0	51,478	101,969	0
04-378X	Asset Supervisor II	FT	1	--	Anchorage	-A	17F / G	12.0		67,266	0	0	57,559	124,825	0
04-379X	Housing Program Spclst II	FT	1	--	Anchorage	-A	14G / H	12.0		56,959	0	0	53,822	110,781	0
04-380X	Energy Specialist I	FT	1	--	Anchorage	-A	18D / E	12.0		67,648	0	0	57,697	125,345	0
04-381X	Housing Program Spclst II	FT	1	--	Anchorage	-A	14C / D	12.0		48,023	0	0	50,583	98,606	0
04-382X	FIC Housing Program Supervisor	FT	A	--	Anchorage	-A	16B / C	12.0		54,809	0	0	53,043	107,852	0
04-383X	Housing Program Spclst II	FT	A	--	Anchorage	-A	14D / E	12.0		50,781	0	0	51,583	102,364	0
04-384X	Asset Supervisor II	FT	1	--	Anchorage	-A	17B / C	12.0		59,046	0	0	54,579	113,625	0
04-385X	Asset Technician	FT	A	--	Anchorage	-A	14B / C	12.0		47,538	0	0	50,407	97,945	0
04-386X	Manager, FIC	FT	A	--	Anchorage	-A	19A	12.0		63,430	0	0	56,168	119,598	0
04-387X	Housing Program Spclst II	FT	A	--	Anchorage	-A	14U	12.0		79,155	0	0	61,869	141,024	0
04-388X	FIC Housing Program	FT	A	--	Anchorage	-A	16D / E	12.0		57,657	0	0	54,076	111,733	0

Note: If a position is split, an asterisk (\*) will appear in the Split/Count column. If the split position is also counted in the component, two asterisks (\*\*) will appear in this column. [No valid job title] appearing in the Job Class Title indicates that the PCN has an invalid class code or invalid range for the class code effective date of this scenario.

**Personal Services Expenditure Detail**  
**Department of Revenue**

**Scenario:** FY2019 Governor (14641)  
**Component:** AHFC Operations (110)  
**RDU:** Alaska Housing Finance Corporation (46)

PCN	Job Class Title	Time Status	Retire Code	Barg Unit	Location	Salary Sched	Range / Step	Comp Months	Split / Count	Annual Salaries	COLA	Premium Pay	Annual Benefits	Total Costs	UGF Amount
	Supervisor														
04-389X	Asset Supervisor II	FT	A	--	Wasilla	-A	17L / M	12.0		82,089	0	0	62,932	145,021	0
04-390X	Asset Technician	FT	1	--	Wasilla	-A	14I / J	12.0		60,733	0	0	55,191	115,924	0
04-391X	Housing Program Spclst I	FT	A	--	Wasilla	-A	12U	12.0		68,653	0	0	58,062	126,715	0
04-392X	Asset Supervisor I	FT	A	--	Valdez	-E	16K / L	12.0		83,713	0	0	63,521	147,234	0
04-393X	Asset Supervisor I	PT	A	--	Cordova	-E	16K / L	9.0		62,499	0	0	35,096	97,595	0
04-394X	Asset Supervisor II	FT	A	--	Bethel	-K	17J / K	12.0		105,546	0	0	71,435	176,981	0
04-395X	Asset Supervisor II	FT	A	--	Fairbanks	-B	17U	12.0		101,340	0	0	69,911	171,251	0
04-396X	Housing Program Spclst I	FT	1	--	Bethel	-K	12E / F	12.0		63,472	0	0	56,183	119,655	0
04-397X	Housing Program Spclst II	FT	1	--	Fairbanks	-B	14F / G	12.0		57,165	0	0	53,897	111,062	0
04-398X	Public Hsg Regional Manager II	FT	A	--	Fairbanks	-B	22O / P	12.0		127,964	0	0	79,562	207,526	0
04-399X	Asset Technician	FT	A	--	Fairbanks	-B	14P	12.0		74,561	0	0	60,203	134,764	0
04-400X	Housing Program Spclst I	FT	1	--	Fairbanks	-B	12C / D	12.0		44,772	0	0	49,405	94,177	0
04-401X	Asset Technician	FT	1	--	Fairbanks	-B	14H / I	12.0		60,152	0	0	54,980	115,132	0
04-402X	Housing Managemnt Spec I	FT	A	--	Anchorage	-A	16Q	12.0		84,100	0	0	63,661	147,761	0
04-403X	Program Administrator-Res Svcs	FT	1	--	Anchorage	-A	17A	12.0		55,023	0	0	53,121	108,144	0
04-404X	Management Specialist I	FT	A	--	Anchorage	-A	16D / E	12.0		57,222	0	0	53,918	111,140	0
04-405X	Asset Supervisor I	FT	A	--	Sitka	-A	16C / D	12.0		56,784	0	0	53,759	110,543	0
04-406X	Asset Supervisor I	FT	A	--	Wrangell	-A	16M / N	12.0		78,054	0	0	61,469	139,523	0
04-407X	Housing Program Spclst II	PT	1	--	Seward	-A	14L / M	9.0		50,484	0	0	30,741	81,225	0
04-408X	Asset Supervisor I	FT	1	--	Nome	-J	16A	12.0		68,824	0	0	58,124	126,948	0
04-409X	Asset Supervisor II	FT	A	--	Ketchikan	-A	17M / N	12.0		83,879	0	0	63,581	147,460	0
04-410X	Asset Technician	FT	1	--	Juneau	-A	14B / C	12.0		47,742	0	0	50,481	98,223	0
04-411X	Asset Technician	PT	A	--	Ketchikan	-A	14M / N	9.0		51,164	0	0	30,988	82,152	0
04-412X	Manager, Facilities Mgmt	FT	A	--	Anchorage	-A	23K / L	12.0		122,356	0	0	77,529	199,885	0
04-413X	Housing Program Spclst II	FT	1	--	Juneau	-A	14D / E	12.0		50,636	0	0	51,530	102,166	0
04-414X	Regional Manager I	FT	1	--	Juneau	-A	20H / I	12.0		87,630	0	0	64,941	152,571	0
04-415X	Asset Technician	FT	A	--	Juneau	-A	14K / L	12.0		66,288	0	0	57,204	123,492	0
04-416X	Housing Program Spclst III	FT	A	--	Homer	-A	15P	12.0		76,869	0	0	61,040	137,909	0
04-417X	Housing Program Spclst IV	FT	A	--	Soldotna	-A	16U	12.0		91,032	0	0	66,174	157,206	0
04-418X	Housing Program Spclst II	FT	A	--	Soldotna	-A	14G / H	12.0		57,309	0	0	53,949	111,258	0
04-419X	Coordinator, Facilities Mgmt	FT	A	--	Anchorage	-A	20E / F	12.0		79,367	0	0	61,945	141,312	0
04-420X	Manager, PH Support Svcs	FT	A	--	Anchorage	-A	21U	12.0		127,467	0	0	79,382	206,849	0
04-421X	Housing Managemnt Spec I	FT	A	--	Anchorage	-A	16U	12.0		91,032	0	0	66,174	157,206	0
04-422X	Maintenance Mechanic	FT	A	-3	Anchorage	-A	0Q	12.0		84,661	0	0	63,864	148,525	0
04-423X	Coordinator, Facilities Mgmt	FT	A	--	Anchorage	-A	20C / D	12.0		75,071	0	0	60,388	135,459	0
04-424X	Asset Supervisor II	FT	A	--	Anchorage	-A	17N / O	12.0		86,259	0	0	64,444	150,703	0

Note: If a position is split, an asterisk (\*) will appear in the Split/Count column. If the split position is also counted in the component, two asterisks (\*\*) will appear in this column. [No valid job title] appearing in the Job Class Title indicates that the PCN has an invalid class code or invalid range for the class code effective date of this scenario.



**Personal Services Expenditure Detail**  
**Department of Revenue**

**Scenario:** FY2019 Governor (14641)  
**Component:** AHFC Operations (110)  
**RDU:** Alaska Housing Finance Corporation (46)

PCN	Job Class Title	Time Status	Retire Code	Barg Unit	Location	Salary Sched	Range / Step	Comp Months	Split / Count	Annual Salaries	COLA	Premium Pay	Annual Benefits	Total Costs	UGF Amount
04-426X	Budget Analyst	FT	A	--	Anchorage	-A	20C / D	12.0		75,184	0	0	60,429	135,613	0
04-427X	Housing Program Spclst I	FT	1	--	Anchorage	-A	12E / F	12.0		46,183	0	0	49,916	96,099	0
04-428X	Energy Specialist I	FT	1	--	Anchorage	-A	18L / M	12.0		89,269	0	0	65,535	154,804	0
04-430X	Energy Specialist I	FT	A	--	Anchorage	-A	18G / H	12.0		75,678	0	0	60,608	136,286	0
04-431X	Energy Account Specialist I	FT	1	--	Anchorage	-A	17E / F	12.0		65,248	0	0	56,827	122,075	0
04-432X	Energy Grant Admin II	FT	A	--	Anchorage	-A	18G / H	12.0		75,338	0	0	60,485	135,823	0
04-433X	Housing Program Spclst II	FT	1	--	Anchorage	-A	14C / D	12.0		47,950	0	0	50,557	98,507	0
04-435X	Maintenance Mechanic	FT	1	-3	Juneau	-A	0H / I	12.0		65,674	0	0	56,982	122,656	0
04-436X	Lead Mechanic	FT	A	-4	Juneau	-A	0N / O	12.0		89,407	0	0	65,585	154,992	0
04-437X	Maintenance Mechanic	FT	A	-3	Juneau	-A	0B / C	12.0		53,962	0	0	52,736	106,698	0
04-438X	Maintenance Mechanic	FT	A	-3	Juneau	-A	0O / P	12.0		82,186	0	0	62,967	145,153	0
04-439X	Maintenance Mechanic	FT	1	-3	Juneau	-A	0E / F	12.0		59,886	0	0	54,884	114,770	0
04-440X	Maintenance Mechanic	FT	A	-3	Ketchikan	-C	0U	12.0		95,121	0	0	67,656	162,777	0
04-441X	Laborer	FT	1	-2	Ketchikan	-A	0F / G	12.0		50,542	0	0	51,496	102,038	0
04-442X	Laborer	PT	1	-2	Bethel	-K	0G	9.0		53,045	0	0	31,669	84,714	0
04-443X	Housing Program Spclst III	FT	A	--	Petersburg	-A	15A	12.0		47,878	0	0	50,531	98,409	0
04-444X	Maintenance Mechanic	FT	A	-3	Seward	-C	0R / S	12.0		90,823	0	0	66,098	156,921	0
04-445X	Maintenance Mechanic	FT	A	-3	Sitka	-C	0U	12.0		95,121	0	0	67,656	162,777	0
04-446X	Laborer	PT	1	-2	Sitka	-A	0F / G	9.0		38,189	0	0	26,284	64,473	0
04-447X	Maintenance Mechanic	FT	A	-3	Wrangell	-C	0J / K	12.0		73,309	0	0	59,749	133,058	0
04-448X	Laborer	PT	1	-2	Wrangell	-A	0D / E	9.0		35,686	0	0	25,377	61,063	0
04-449X	Lead Mechanic/Prev Maint	FT	A	-4	Anchorage	-A	0O / P	12.0		91,877	0	0	66,480	158,357	0
04-450X	Maintenance Mechanic	FT	A	-3	Anchorage	-A	0D / E	12.0		57,565	0	0	54,042	111,607	0
04-451X	Lead Mechanic	FT	A	-4	Anchorage	-A	0P	12.0		92,480	0	0	66,699	159,179	0
04-452X	Lead Mechanic	FT	A	-4	Anchorage	-A	0U / V	12.0		104,266	0	0	70,971	175,237	0
04-453X	Maintenance Mechanic	FT	A	-3	Anchorage	-A	0R	12.0		86,345	0	0	64,475	150,820	0
04-454X	Maintenance Mechanic	FT	A	-3	Anchorage	-A	0Q	12.0		84,661	0	0	63,864	148,525	0
04-455X	Maintenance Mechanic	FT	A	-3	Anchorage	-A	0U / V	12.0		104,673	0	0	71,119	175,792	0
04-456X	Maintenance Mechanic	FT	A	-3	Anchorage	-A	0D / E	12.0		58,458	0	0	54,366	112,824	0
04-457X	Maintenance Mechanic	FT	A	-3	Anchorage	-A	0S	12.0		88,071	0	0	65,101	153,172	0
04-458X	Maintenance Mechanic	FT	A	-3	Anchorage	-A	0U / V	12.0		92,237	0	0	66,611	158,848	0
04-459X	Maintenance Mechanic	FT	A	-3	Anchorage	-A	0A	12.0		50,410	0	0	51,448	101,858	0
04-460X	Maintenance Mechanic	FT	A	-3	Anchorage	-A	0A	12.0		50,410	0	0	51,448	101,858	0
04-461X	Maintenance Mechanic	FT	1	-3	Anchorage	-A	0N / O	12.0		81,000	0	0	62,537	143,537	0
04-462X	Maintenance Mechanic	FT	A	-3	Anchorage	-A	0M / N	12.0		79,508	0	0	61,996	141,504	0
04-463X	Laborer	FT	1	-2	Anchorage	-A	0A	12.0		41,072	0	0	48,063	89,135	0
04-464X	Accounting Assistant II	FT	A	--	Anchorage	-A	12C / D	12.0		43,215	0	0	48,840	92,055	0
04-465X	Laborer	FT	A	-2	Anchorage	-A	0C / D	12.0		45,370	0	0	49,621	94,991	0

Note: If a position is split, an asterisk (\*) will appear in the Split/Count column. If the split position is also counted in the component, two asterisks (\*\*) will appear in this column. [No valid job title] appearing in the Job Class Title indicates that the PCN has an invalid class code or invalid range for the class code effective date of this scenario.

**Personal Services Expenditure Detail**  
**Department of Revenue**

**Scenario:** FY2019 Governor (14641)  
**Component:** AHFC Operations (110)  
**RDU:** Alaska Housing Finance Corporation (46)

PCN	Job Class Title	Time Status	Retire Code	Barg Unit	Location	Salary Sched	Range / Step	Comp Months	Split / Count	Annual Salaries	COLA	Premium Pay	Annual Benefits	Total Costs	UGF Amount
04-466X	Laborer	FT	A	-2	Anchorage	-A	0C / D	12.0		45,093	0	0	49,521	94,614	0
04-467X	Custodian	FT	1	-1	Anchorage	-A	0C / D	12.0		35,304	0	0	45,973	81,277	0
04-469X	Custodian	FT	A	-1	Anchorage	-A	0U	12.0		58,769	0	0	54,479	113,248	0
04-470X	Custodian	FT	1	-1	Anchorage	-A	0L / M	12.0		48,784	0	0	50,859	99,643	0
04-471X	Laborer	FT	A	-2	Anchorage	-A	0C / D	12.0		45,162	0	0	49,546	94,708	0
04-472X	Custodian	FT	A	-1	Anchorage	-A	0A	12.0		32,359	0	0	44,905	77,264	0
04-473X	Custodian	FT	A	-1	Anchorage	-A	0D / E	12.0		37,433	0	0	46,744	84,177	0
04-474X	Laborer	FT	1	-2	Juneau	-A	0B / C	12.0		43,672	0	0	49,006	92,678	0
04-475X	Asset Technician	FT	1	--	Anchorage	-A	14C / D	12.0		48,821	0	0	50,872	99,693	0
04-476X	Lead Mechanic	FT	A	-4	Bethel	-K	0N / O	12.0		124,197	0	0	78,196	202,393	0
04-477X	Maintenance Mechanic	FT	A	-3	Bethel	-K	0D / E	12.0		79,273	0	0	61,911	141,184	0
04-478X	Laborer	FT	1	-2	Bethel	-K	0D / E	12.0		65,275	0	0	56,837	122,112	0
04-479X	Maintenance Mechanic	FT	A	-3	Cordova	-E	0V / U	12.0		103,384	0	0	70,652	174,036	0
04-480X	Maintenance Mechanic	FT	A	-3	Kodiak	-D	0S / T	12.0		97,063	0	0	68,360	165,423	0
04-481X	Lead Mechanic	FT	A	-4	Fairbanks	-B	0B / C	12.0		61,369	0	0	55,421	116,790	0
04-482X	Maintenance Mechanic	FT	1	-3	Fairbanks	-B	0D / E	12.0		60,745	0	0	55,195	115,940	0
04-483X	Maintenance Mechanic	FT	A	-3	Fairbanks	-B	0O / P	12.0		85,552	0	0	64,187	149,739	0
04-484X	Maintenance Mechanic	FT	A	-3	Fairbanks	-B	0D / E	12.0		59,303	0	0	54,672	113,975	0
04-485X	Custodian	FT	A	-1	Fairbanks	-B	0B / C	12.0		35,858	0	0	46,173	82,031	0
04-486X	Laborer	FT	1	-2	Fairbanks	-B	0G / H	12.0		55,276	0	0	53,212	108,488	0
04-487X	Maintenance Mechanic	FT	A	-3	Nome	-J	0U	12.0		122,800	0	0	77,690	200,490	0
04-488X	Maintenance Mechanic	PT	A	-3	Valdez	-E	0U	9.0		76,301	0	0	40,100	116,401	0
04-489X	Maintenance Mechanic	FT	A	-3	Wasilla	-A	0U	12.0		91,627	0	0	66,390	158,017	0
04-490X	Lead Mechanic	FT	A	-4	Anchorage	-A	0U / V	12.0		104,146	0	0	70,928	175,074	0
04-491X	Budget Specialist II	FT	A	--	Anchorage	-A	18N / O	12.0		92,354	0	0	66,653	159,007	0
04-492X	Planning Assistant II	FT	A	--	Anchorage	-A	16S	12.0		87,498	0	0	64,893	152,391	0
04-493X	Construction Inspector	PT	1	--	Anchorage	-A	18F / G	9.0		54,722	0	0	32,277	86,999	0
04-494X	Construction Inspector	PT	A	--	Anchorage	-A	18A	9.0		44,415	0	0	28,541	72,956	0
04-495X	HPSIII - FSS Case Manager	FT	A	--	Anchorage	-A	15B / C	12.0		51,216	0	0	51,741	102,957	0
04-496X	FIC Program Supervisor	FT	1	--	Anchorage	-A	17H / I	12.0		72,957	0	0	59,622	132,579	0
04-497X	Housing Program Splclst II	FT	A	--	Wasilla	-A	14Q	12.0		73,127	0	0	59,683	132,810	0
04-507X	Laborer	PT	1	-2	Anchorage	-A	0C / D	9.0		34,391	0	0	24,907	59,298	0
04-508X	Laborer	PT	A	-2	Anchorage	-A	0A	9.0		30,804	0	0	23,607	54,411	0
04-510X	Housing Program Splclst IV	FT	A	--	Fairbanks	-B	16D / E	12.0		61,408	0	0	55,435	116,843	0
04-511X	Laborer	FT	1	-2	Fairbanks	-B	0C / D	12.0		47,089	0	0	50,245	97,334	0
04-521X	Energy Specialist I	FT	1	--	Anchorage	-A	18J / K	12.0		82,626	0	0	63,127	145,753	0
04-522X	Grant Administrator II	FT	1	--	Anchorage	-A	18H / I	12.0		78,305	0	0	61,560	139,865	0
04-523X	Public Hsg Regional Manager II	FT	A	--	Anchorage	-A	22Q	12.0		126,121	0	0	78,894	205,015	0

Note: If a position is split, an asterisk (\*) will appear in the Split/Count column. If the split position is also counted in the component, two asterisks (\*\*) will appear in this column. [No valid job title] appearing in the Job Class Title indicates that the PCN has an invalid class code or invalid range for the class code effective date of this scenario.

**Personal Services Expenditure Detail**  
**Department of Revenue**

**Scenario:** FY2019 Governor (14641)  
**Component:** AHFC Operations (110)  
**RDU:** Alaska Housing Finance Corporation (46)

PCN	Job Class Title	Time Status	Retire Code	Barg Unit	Location	Salary Sched	Range / Step	Comp Months	Split / Count	Annual Salaries	COLA	Premium Pay	Annual Benefits	Total Costs	UGF Amount
04-524X	Front Desk Coordinator	FT	1	--	Anchorage	-A	15E / F	12.0		55,815	0	0	53,408	109,223	0
04-525X	Housing Program Spclst II	FT	A	--	Juneau	-A	14G / H	12.0		55,472	0	0	53,283	108,755	0
04-526X	Summer Hire	NP	N	--	Anchorage	99	0	3.0		7,799	0	0	9,405	17,204	0
04-527X	Summer Hire	NP	N	--	Anchorage	99	0	3.0		7,799	0	0	9,405	17,204	0
04-528X	Summer Hire	NP	N	--	Anchorage	99	0	3.0		7,799	0	0	9,405	17,204	0
04-529X	Summer Hire	NP	N	--	Anchorage	99	0	3.0		7,799	0	0	9,405	17,204	0
04-530X	Summer Hire	NP	N	--	Fairbanks	99	0	3.0		7,799	0	0	9,405	17,204	0
04-531X	Summer Hire	NP	N	--	Juneau	99	0	3.0		7,799	0	0	9,405	17,204	0
04-532X	Summer Hire	NP	N	--	Fairbanks	99	0	3.0		7,799	0	0	9,405	17,204	0
04-533X	Summer Hire	NP	N	--	Anchorage	99	0	3.0		7,799	0	0	9,405	17,204	0
04-534X	Summer Hire	NP	N	--	Kodiak	99	0	3.0		7,799	0	0	9,405	17,204	0
04-535X	Maintenance Mechanic	FT	A	-3	Anchorage	-A	0T	12.0		89,839	0	0	65,741	155,580	0
04-536X	Management Specialist I	FT	A	--	Anchorage	-A	16G / H	12.0		65,600	0	0	56,955	122,555	0
04-537X	Housing Program Spclst I	FT	1	--	Kenai	-A	12G / H	12.0		49,386	0	0	51,077	100,463	0
04-539X	Laborer	FT	A	-2	Anchorage	-A	0C / D	12.0		45,439	0	0	49,646	95,085	0
04-540X	Laborer	FT	A	-2	Bethel	-K	0D / E	12.0		64,478	0	0	56,548	121,026	0
04-541X	Housing Program Spclst II	FT	A	--	Juneau	-A	14B / C	12.0		47,810	0	0	50,506	98,316	0
04-542X	Custodian	FT	1	-1	Juneau	-A	0J / K	12.0		46,382	0	0	49,988	96,370	0
04-543X	Housing Program Spclst II	FT	A	--	Anchorage	-A	14B / C	12.0		46,722	0	0	50,112	96,834	0
04-544X	Asset Supervisor I	FT	A	--	Kodiak	-D	16O / P	12.0		89,578	0	0	65,647	155,225	0
04-545X	Senior Finance Officer	FT	A	--	Anchorage	-A	24D / E	12.0		101,456	0	0	69,953	171,409	0
04-546X	Mortgage Assistant II	FT	A	--	Anchorage	-A	14M / N	12.0		68,361	0	0	57,956	126,317	0
04-547X	Gateway Center Administrator	FT	A	--	Anchorage	-A	17J / K	12.0		78,622	0	0	61,675	140,297	0
04-548X	Coordinator, Servicing	FT	A	--	Anchorage	-A	17U	12.0		97,442	0	0	68,498	165,940	0
04-549X	Outreach Support Technician	FT	1	--	Anchorage	-A	15A / B	12.0		49,620	0	0	51,162	100,782	0
04-550X	Manager, Energy Rebate	FT	A	--	Anchorage	-A	19N / O	12.0		99,054	0	0	69,082	168,136	0
04-551X	Energy Specialist I	FT	1	--	Anchorage	-A	18F / G	12.0		72,630	0	0	59,503	132,133	0
04-552X	Laborer	PT	1	-2	Anchorage	-A	0C / D	9.0		34,391	0	0	24,907	59,298	0
04-553X	Officer, Compliance	FT	A	--	Anchorage	-A	23L / M	12.0		124,159	0	0	78,182	202,341	0
04-554X	Officer, Audit	FT	A	--	Anchorage	-A	23L / M	12.0		124,159	0	0	78,182	202,341	0
04-555X	Housing Program Spclst II	FT	1	--	Kodiak	-D	14A / B	12.0		49,997	0	0	51,299	101,296	0
04-557X	Housing Program Spclst II	FT	1	--	Anchorage	-A	14H / I	12.0		57,927	0	0	54,173	112,100	0

Note: If a position is split, an asterisk (\*) will appear in the Split/Count column. If the split position is also counted in the component, two asterisks (\*\*) will appear in this column. [No valid job title] appearing in the Job Class Title indicates that the PCN has an invalid class code or invalid range for the class code effective date of this scenario.

**Personal Services Expenditure Detail**  
**Department of Revenue**

**Scenario:** FY2019 Governor (14641)  
**Component:** AHFC Operations (110)  
**RDU:** Alaska Housing Finance Corporation (46)

PCN	Job Class Title	Time Status	Retire Code	Barg Unit	Location	Salary Sched	Range / Step	Comp Months	Split / Count	Annual Salaries	COLA	Premium Pay	Annual Benefits	Total Costs	UGF Amount
												<b>Total Salary Costs:</b>	26,746,273		
												<b>Total COLA:</b>	0		
												<b>Total Premium Pay::</b>	0		
												<b>Total Benefits:</b>	20,409,049		
												<b>Total Pre-Vacancy:</b>	47,155,322		
												<b>Minus Vacancy Adjustment of 12.89%:</b>	(6,077,286)		
												<b>Total Post-Vacancy:</b>	41,078,036		
												<b>Plus Lump Sum Premium Pay:</b>	0		
												<b>Plus Board Honoraria Pay:</b>	19,364		
												<b>Personal Services Line 100:</b>	41,097,400		
<b>Total Component Months:</b>	4,005.0														

<b>PCN Funding Sources:</b>	<b>Pre-Vacancy</b>	<b>Post-Vacancy</b>	<b>Percent</b>
1002 Federal Receipts	18,254,706	15,902,075	38.71%
1061 Capital Improvement Project Receipts	2,502,437	2,179,928	5.31%
1103 Alaska Housing Finance Corporation Receipts	26,398,179	22,996,033	55.98%
<b>Total PCN Funding:</b>	<b>47,155,322</b>	<b>41,078,036</b>	<b>100.00%</b>

Note: If a position is split, an asterisk (\*) will appear in the Split/Count column. If the split position is also counted in the component, two asterisks (\*\*) will appear in this column. [No valid job title] appearing in the Job Class Title indicates that the PCN has an invalid class code or invalid range for the class code effective date of this scenario.

**Line Item Detail (1676)**  
**Department of Revenue**  
**Travel**

**Component:** AHFC Operations (110)

<b>Line Number</b>	<b>Line Name</b>			<b>FY2017 Actuals</b>	<b>FY2018 Management Plan</b>	<b>FY2019 Governor</b>
2000	Travel			287.1	536.0	536.0
<b>Object Class</b>	<b>Servicing Agency</b>	<b>Explanation</b>		<b>FY2017 Actuals</b>	<b>FY2018 Management Plan</b>	<b>FY2019 Governor</b>
<b>2000 Travel Detail Totals</b>				<b>287.1</b>	<b>536.0</b>	<b>536.0</b>
2000	In-State Employee Travel	Rev - AHFC Operations (110)	Employee instate travel - airfare, lodging, surface transportation, reimbursable travel costs, and meal & incidentals	240.8	329.2	329.2
2002	Out of State Employee Travel	Rev - AHFC Operations (110)	Employee out of state travel - airfare, lodging, surface transportation, reimbursable travel costs, and meal & incidentals	46.3	206.8	206.8

**Line Item Detail (1676)**  
**Department of Revenue**  
**Services**

**Component:** AHFC Operations (110)

<b>Line Number</b>	<b>Line Name</b>			<b>FY2017 Actuals</b>	<b>FY2018 Management Plan</b>	<b>FY2019 Governor</b>
3000	Services			14,675.5	14,977.2	14,977.2
<b>Object Class</b>	<b>Servicing Agency</b>	<b>Explanation</b>		<b>FY2017 Actuals</b>	<b>FY2018 Management Plan</b>	<b>FY2019 Governor</b>
<b>3000 Services Detail Totals</b>				<b>14,675.5</b>	<b>14,977.2</b>	<b>14,977.2</b>
3004	Telecommunications	Rev - AHFC Operations (110)	Local, long distance, cellular and telecommunications equipment charges; data/network; and television	631.5	1,062.4	1,062.4
3006	Delivery Services	Rev - AHFC Operations (110)	Delivery and courier services	21.0	39.7	39.7
3007	Advertising and Promotions	Rev - AHFC Operations (110)	Advertising of legal notices for regulations and public hearings	298.3	658.7	658.7
3008	Utilities	Rev - AHFC Operations (110)	Public Housing utility service for all PHD owned properties throughout the state. Utilities include water and sewer, electricity, gas or oil, and garbage collection for PHD properties. It does not include the payment paid directly to utility companies by the tenant	5,016.5	5,265.2	5,265.2
3009	Structure/Infrastructure/Land	Rev - AHFC Operations (110)	Repairs/maintenance of structures or infrastructure	2,291.9	2,113.4	2,113.4
3010	Equipment/Machinery	Rev - AHFC Operations (110)	Repairs, maintenance, rentals and/or leases of office furniture and equipment	124.3	1,430.1	1,430.1
3011	Other Services	Rev - AHFC Operations (110)	Professional management and consulting services; printing and copying services; and State Travel Office fees	5,530.4	3,594.5	3,594.5
3023	Inter-Agency Building Leases	Admin - Department-wide	Cost of space in state-owned facilities	8.5	8.5	8.5

**Line Item Detail (1676)**  
**Department of Revenue**  
**Services**

**Component:** AHFC Operations (110)

Object Class		Servicing Agency	Explanation	FY2017 Actuals	FY2018 Management Plan	FY2019 Governor
<b>3000 Services Detail Totals</b>				<b>14,675.5</b>	<b>14,977.2</b>	<b>14,977.2</b>
3024	Inter-Agency Legal	Law - Department-wide	Legal services provided by the Department of Law	564.8	600.0	600.0
3028	Inter-Agency Americans with Disabilities Act Compliance	Labor - Department-wide	ADA compliance	6.3	4.7	4.7
3038	Inter-Agency Management/Consulting	Labor - Department-wide	RSA with the Dept. of Labor for statewide housing market reports.	108.7	100.0	100.0
3038	Inter-Agency Management/Consulting	Rev - Administrative Services (125)	Support services provided by the Administrative Services Division, including IT, fiscal, budget, contract management, procurement, and legislative support	30.0	18.0	18.0
3038	Inter-Agency Management/Consulting	Rev - Commissioner's Office (123)	Support services provided by the Commissioner's Office	43.3	82.0	82.0

**Line Item Detail (1676)**  
**Department of Revenue**  
**Commodities**

**Component:** AHFC Operations (110)

<b>Line Number</b>	<b>Line Name</b>			<b>FY2017 Actuals</b>	<b>FY2018 Management Plan</b>	<b>FY2019 Governor</b>
4000	Commodities			1,633.3	1,936.8	1,936.8
<b>Object Class</b>		<b>Servicing Agency</b>	<b>Explanation</b>	<b>FY2017 Actuals</b>	<b>FY2018 Management Plan</b>	<b>FY2019 Governor</b>
<b>4000 Commodities Detail Totals</b>				<b>1,633.3</b>	<b>1,936.8</b>	<b>1,936.8</b>
4000	Business	Rev - AHFC Operations (110)	Business supplies including book and educational equipment and furniture; office supplies; desktop computers, printers and IT equipment less than \$5,000 per item; and subscriptions including electronic access to information	711.3	1,017.4	1,017.4
4005	Building Materials	Rev - AHFC Operations (110)	Automotive supplies for the Operations & Rural Divisions. The Maintenance Department is responsible for the daily upkeep and maintenance of the Public Housing Division's office space and over more than 1,700 rental housing units in 14 locations throughout the State of Alaska. This account provides the materials and supplies for ordinary repairs and maintenance of AHFC owned properties, buildings, and vehicles statewide.	922.0	919.4	919.4



**Line Item Detail (1676)**  
**Department of Revenue**  
**Capital Outlay**

**Component:** AHFC Operations (110)

<b>Line Number</b>	<b>Line Name</b>		<b>FY2017 Actuals</b>	<b>FY2018 Management Plan</b>	<b>FY2019 Governor</b>
5000	Capital Outlay		468.8	312.1	312.1
<b>Object Class</b>	<b>Servicing Agency</b>	<b>Explanation</b>	<b>FY2017 Actuals</b>	<b>FY2018 Management Plan</b>	<b>FY2019 Governor</b>
<b>5000 Capital Outlay Detail Totals</b>			<b>468.8</b>	<b>312.1</b>	<b>312.1</b>
5004	Equipment	Rev - AHFC Operations (110)	468.8	312.1	312.1
		IT Equipment > \$5,000: servers and other network equipment, firewall and remote access equipment, tape backup devices and general office equipment/furniture > \$5,000			

**Line Item Detail (1676)**  
**Department of Revenue**  
**Grants, Benefits**

**Component:** AHFC Operations (110)

<b>Line Number</b>	<b>Line Name</b>		<b>FY2017 Actuals</b>	<b>FY2018 Management Plan</b>	<b>FY2019 Governor</b>
7000	Grants, Benefits		36,353.0	35,900.0	35,800.0
<b>Object Class</b>	<b>Servicing Agency</b>	<b>Explanation</b>	<b>FY2017 Actuals</b>	<b>FY2018 Management Plan</b>	<b>FY2019 Governor</b>
<b>7000 Grants, Benefits Detail Totals</b>			<b>36,353.0</b>	<b>35,900.0</b>	<b>35,800.0</b>
7003	Sub-Recipient Pass-Through Grants	Rev - AHFC Operations (110)	36,353.0	35,900.0	35,800.0
		Energy related grants whose activities include conservation, education and technical assistance and Low Income Home Energy Assistance Program (LIHEAP).			

**Revenue Detail (1681)**  
**Department of Revenue**

**Component:** AHFC Operations (110)

Revenue Type (OMB Fund Code) Revenue Source	Component	Comment	FY2017 Actuals	FY2018 Management Plan	FY2019 Governor
<b>5002 Fed Rcpts (1002 Fed Rcpts)</b>			<b>58,429.0</b>	<b>59,071.0</b>	<b>59,071.0</b>
5002 Federal General Government - Miscellaneous Grants	Rev - AHFC Operations (110)		58,429.0	59,071.0	59,071.0
<b>5007 I/A Rcpts (1007 I/A Rcpts)</b>			<b>1,043.5</b>	<b>800.0</b>	<b>800.0</b>
5301 Inter-Agency Receipts	H&SS - Department-wide		0.0	800.0	800.0
5301 Inter-Agency Receipts	Rev - AHFC Operations (110)		1,043.5	0.0	0.0
<b>5061 CIP Rcpts (1061 CIP Rcpts)</b>			<b>1,960.3</b>	<b>2,349.8</b>	<b>2,349.8</b>
5351 Capital Improvement Project Inter-Agency	Rev - AHFC Operations (110)		1,960.3	2,349.8	2,349.8
<b>5103 AHFC Rcpts (1103 AHFC Rcpts)</b>			<b>32,134.1</b>	<b>32,438.7</b>	<b>32,438.7</b>
5416 Alaska Housing Finance Corporation Receipts	Rev - AHFC Operations (110)		32,134.1	32,438.7	32,438.7
<b>6092 MHTAAR (1092 MHTAAR)</b>			<b>0.0</b>	<b>100.0</b>	<b>0.0</b>
6690 Mental Health Trust Auth Auth Rec - Contributions			0.0	100.0	0.0

**Inter-Agency Services (1682)**  
**Department of Revenue**

**Component:** AHFC Operations (110)

	FY2017 Actuals	FY2018 Management Plan	FY2019 Governor
<b>Component Totals</b>	<b>53,417.7</b>	<b>53,662.1</b>	<b>53,562.1</b>
With Department of Revenue	52,729.4	52,948.9	52,848.9
With Department of Administration	8.5	8.5	8.5
With Department of Law	564.8	600.0	600.0
With Department of Labor and Workforce Development	115.0	104.7	104.7

Object Class	Servicing Agency	Explanation	FY2017 Actuals	FY2018 Management Plan	FY2019 Governor
2000 In-State Employee Travel	Rev - AHFC Operations (110)	Employee instate travel - airfare, lodging, surface transportation, reimbursable travel costs, and meal & incidentals	240.8	329.2	329.2
2002 Out of State Employee Travel	Rev - AHFC Operations (110)	Employee out of state travel - airfare, lodging, surface transportation, reimbursable travel costs, and meal & incidentals	46.3	206.8	206.8
3004 Telecommunications	Rev - AHFC Operations (110)	Local, long distance, cellular and telecommunications equipment charges; data/network; and television	631.5	1,062.4	1,062.4
3006 Delivery Services	Rev - AHFC Operations (110)	Delivery and courier services	21.0	39.7	39.7
3007 Advertising and Promotions	Rev - AHFC Operations (110)	Advertising of legal notices for regulations and public hearings	298.3	658.7	658.7
3008 Utilities	Rev - AHFC Operations (110)	Public Housing utility service for all PHD owned properties throughout the state. Utilities include water and sewer, electricity, gas or oil, and garbage collection for PHD properties. It does not include the payment paid directly to utility companies by the tenant	5,016.5	5,265.2	5,265.2
3009 Structure/Infrastructure/Land	Rev - AHFC Operations (110)	Repairs/maintenance of structures or infrastructure	2,291.9	2,113.4	2,113.4

**Inter-Agency Services (1682)**  
**Department of Revenue**

**Component:** AHFC Operations (110)

Object Class		Servicing Agency	Explanation	FY2017 Actuals	FY2018 Management Plan	FY2019 Governor
3010	Equipment/Machinery	Rev - AHFC Operations (110)	Repairs, maintenance, rentals and/or leases of office furniture and equipment	124.3	1,430.1	1,430.1
3011	Other Services	Rev - AHFC Operations (110)	Professional management and consulting services; printing and copying services; and State Travel Office fees	5,530.4	3,594.5	3,594.5
3023	Inter-Agency Building Leases	Admin - Department-wide	Cost of space in state-owned facilities	8.5	8.5	8.5
3024	Inter-Agency Legal	Law - Department-wide	Legal services provided by the Department of Law	564.8	600.0	600.0
3028	Inter-Agency Americans with Disabilities Act Compliance	Labor - Department-wide	ADA compliance	6.3	4.7	4.7
3038	Inter-Agency Management/Consulting	Labor - Department-wide	RSA with the Dept. of Labor for statewide housing market reports.	108.7	100.0	100.0
3038	Inter-Agency Management/Consulting	Rev - Administrative Services (125)	Support services provided by the Administrative Services Division, including IT, fiscal, budget, contract management, procurement, and legislative support	30.0	18.0	18.0
3038	Inter-Agency Management/Consulting	Rev - Commissioner's Office (123)	Support services provided by the Commissioner's Office	43.3	82.0	82.0
4000	Business	Rev - AHFC Operations (110)	Business supplies including book and educational equipment and furniture; office supplies; desktop computers, printers and IT equipment less than \$5,000 per item; and subscriptions including electronic access to information	711.3	1,017.4	1,017.4
4005	Building Materials	Rev - AHFC Operations (110)	Automotive supplies for the Operations & Rural Divisions. The Maintenance Department is responsible for the daily upkeep and maintenance of the Public Housing Division's office space and over more than 1,700 rental housing units	922.0	919.4	919.4

**Inter-Agency Services (1682)**  
**Department of Revenue**

**Component:** AHFC Operations (110)

Object Class	Servicing Agency	Explanation	FY2017 Actuals	FY2018 Management Plan	FY2019 Governor
		in 14 locations throughout the State of Alaska. This account provides the materials and supplies for ordinary repairs and maintenance of AHFC owned properties, buildings, and vehicles statewide.			
5004 Equipment	Rev - AHFC Operations (110)	IT Equipment > \$5,000: servers and other network equipment, firewall and remote access equipment, tape backup devices and general office equipment/furniture > \$5,000	468.8	312.1	312.1
7003 Sub-Recipient Pass-Through Grants	Rev - AHFC Operations (110)	Energy related grants whose activities include conservation, education and technical assistance and Low Income Home Energy Assistance Program (LIHEAP).	36,353.0	35,900.0	35,800.0

**Component: Alaska Corporation for Affordable Housing**

**Contribution to Department's Mission**

The Alaska Corporation for Affordable Housing (ACAH) is a non-profit subsidiary of the Alaska Housing Finance Corporation (AHFC). ACAH is a separate and distinct legal entity from AHFC formed to develop, manage, and operate affordable housing. AHFC's statutes do not provide AHFC with the ability to participate in some financing and ownership structures; therefore ACAH is positioned to undertake the types of affordable housing and services not open to AHFC directly but which support the mission of providing affordable housing and services to individuals and groups in need. Properties developed or operated through ACAH are positioned to leverage private sector resources. Examples include usage of the Low Income Housing Tax Credit (LIHTC) program, accessing tax exempt bond financing, debt financing, and partnering with private sector developers. Additionally, developments can be structured with greater flexibility and less restrictive revenue sources such as grant and private foundation funding, lease and soft loan payments, development fees, etc.

**Major Component Accomplishments in 2017**

The subsidiary created by is known by HUD as an "instrumentality" under HUD's definition. This model has been used by other public housing authorities to increase affordable housing. It will follow existing AHFC administrative policies and procedures. AHFC's seven-member Board of Directors serves as the Board of Directors for the subsidiary corporation and the officers include one board member (Secretary/Treasurer), the CEO of AHFC (President), the Deputy Director of AHFC (Vice President), and the Director of the Public Housing Division (Vice President).

ACAH currently holds the ground lease on the Loussac Place (120 unit) project, as well as several other properties statewide. Two projects to date have been developed using ACAH: Susitna Square (18 units) and Ridgeline Terrace (70 units). These two new development projects completed their first year of operations in CY2016, and are fully leased with net positive cash flow. Maintaining annual administration of these projects to enforce obligations are critical to the ongoing cash flow necessary to maintain ACAH's operations.

**Key Component Challenges**

- The authority to use a broad scope of financing options enables AHFC/ACAH to implement optimal financing solutions. Each real estate deal is dynamic and unique. The flexibility to leverage the best combination of resources for each deal is the key to minimizing the aggregate resources required to expand housing opportunities for Alaskans. This entrepreneurial model has empowered our agency to realize adaptive strategies that consistently bring projects in under budgeted authority;
- AHFC will look to foster housing development projects through a bid process to select a competent development team that has experience in multi-family development, low-income tax credit syndication, and tax-exempt bond financing. When ready, the development will be built by private entities, but owned and managed by Alaska Corporation for Affordable Housing (ACAH) as general partner in a tax credit partnership. ACAH may contract with AHFC staff to manage and maintain the development as low-income housing tax credit/public housing; and
- Working with local community councils and other interested groups to keep them informed of the progress and updates on development plans.

**Significant Changes in Results to be Delivered in FY2019**

Any land purchased for development will be transferred to an ACAH, an owned instrumentality of AHFC. The land will

be leased by ACAH to a Low Income Housing Tax Credit limited partnership. The limited partnership may continue to operate the project as public housing with ACAH as the managing general partner, or member of the general partner entity. Or, if it is more feasible, ACAH may contract with AHFC staff to manage and maintain the development as low-income housing tax credit/public housing.

### Statutory and Regulatory Authority

In May 2011, HB119 was signed into law amending AS 18.56.086 to include “the acquisition, development, management, or operation of affordable housing” to the category of activities for which AHFC could create a subsidiary corporation. ACAH is organized as a 501(c)(3) tax-exempt organization under the IRS Code. ACAH is a corporation incorporated under the Alaska Nonprofit Corporation Act (AS 10.20) and provisions of the Alaska Housing Finance Corporation Act (AS 18.56). ACAH is required to operate in accordance with Alaska Statute (AS) 10.20, IRS 501(c)(3) charity compliance, the ACAH Articles of Incorporation, and ACAH Bylaws.

ACAH is a separate corporate entity with the power to adopt its own regulations if the need exists. As a subsidiary, AHFC has the ability to grant to ACAH all powers vested in AHFC. As such, ACAH has been granted the power to borrow money and issue bonds as evidence of that borrowing, and, as granted by AHFC under AS 18.56, shall have all powers of a corporation formed under AS 10.20 to the extent not in conflict with AS 18.56, and shall have generally all powers as possessed by AHFC through AS 18.56, such as the power to: include pledges with respect to bonds and bondholders; to acquire property by purchase, grant, lease, gift, or otherwise; to hold, use, sell, convey, mortgage, pledge, exchange, or otherwise dispose of ACAH’s assets; to issue and sell bonds, notes, or other obligations; to retain or employ legal counsel, auditors, engineers and private consultants on a contract basis; to comply with and enforce its agreements with the holders of the obligations.

Contact Information
<p><b>Contact:</b> Les Campbell, AHFC Budget Director <b>Phone:</b> (907) 330-8356 <b>Fax:</b> (907) 330-8361 <b>E-mail:</b> <a href="mailto:lcampbel@ahfc.us">lcampbel@ahfc.us</a></p>



**Alaska Corporation for Affordable Housing  
Personal Services Information**

Authorized Positions			Personal Services Costs	
	<u>FY2018</u> <u>Management</u> <u>Plan</u>	<u>FY2019</u> <u>Governor</u>		
Full-time	2	2	Annual Salaries	155,964
Part-time	0	0	Premium Pay	0
Nonpermanent	0	0	Annual Benefits	122,886
			<i>Less 5.00% Vacancy Factor</i>	<i>(13,950)</i>
			Lump Sum Premium Pay	0
<b>Totals</b>	<b>2</b>	<b>2</b>	<b>Total Personal Services</b>	<b>264,900</b>

**Position Classification Summary**

Job Class Title	Anchorage	Fairbanks	Juneau	Others	Total
Administrative Assistant IV	1	0	0	0	1
Manager, Special Project	1	0	0	0	1
<b>Totals</b>	<b>2</b>	<b>0</b>	<b>0</b>	<b>0</b>	<b>2</b>

**Component Detail All Funds**  
**Department of Revenue**

**Component:** Alaska Corporation for Affordable Housing (3048)  
**RDU:** Alaska Housing Finance Corporation (46)

Non-Formula Component

	FY2017 Actuals	FY2018 Conference Committee	FY2018 Authorized	FY2018 Management Plan	FY2019 Governor	FY2018 Management Plan vs FY2019 Governor	
71000 Personal Services	46.3	264.9	264.9	264.9	264.9	0.0	0.0%
72000 Travel	5.0	25.0	25.0	25.0	25.0	0.0	0.0%
73000 Services	20.3	125.0	125.0	125.0	149.7	24.7	19.8%
74000 Commodities	0.1	29.5	29.5	29.5	24.8	-4.7	-15.9%
75000 Capital Outlay	0.0	35.0	35.0	35.0	15.0	-20.0	-57.1%
77000 Grants, Benefits	0.0	0.0	0.0	0.0	0.0	0.0	0.0%
78000 Miscellaneous	0.0	0.0	0.0	0.0	0.0	0.0	0.0%
<b>Totals</b>	<b>71.7</b>	<b>479.4</b>	<b>479.4</b>	<b>479.4</b>	<b>479.4</b>	<b>0.0</b>	<b>0.0%</b>
<b>Fund Sources:</b>							
1002Fed Rcpts (Fed)	25.4	307.2	307.2	307.2	307.2	0.0	0.0%
1061CIP Rcpts (Other)	46.3	172.2	172.2	172.2	172.2	0.0	0.0%
<b>Unrestricted General (UGF)</b>	<b>0.0</b>	<b>0.0</b>	<b>0.0</b>	<b>0.0</b>	<b>0.0</b>	<b>0.0</b>	<b>0.0%</b>
<b>Designated General (DGF)</b>	<b>0.0</b>	<b>0.0</b>	<b>0.0</b>	<b>0.0</b>	<b>0.0</b>	<b>0.0</b>	<b>0.0%</b>
<b>Other Funds</b>	<b>46.3</b>	<b>172.2</b>	<b>172.2</b>	<b>172.2</b>	<b>172.2</b>	<b>0.0</b>	<b>0.0%</b>
<b>Federal Funds</b>	<b>25.4</b>	<b>307.2</b>	<b>307.2</b>	<b>307.2</b>	<b>307.2</b>	<b>0.0</b>	<b>0.0%</b>
<b>Positions:</b>							
Permanent Full Time	2	2	2	2	2	0	0.0%
Permanent Part Time	0	0	0	0	0	0	0.0%
Non Permanent	0	0	0	0	0	0	0.0%

**Change Record Detail - Multiple Scenarios with Descriptions**  
**Department of Revenue**

**Component:** Alaska Corporation for Affordable Housing (3048)  
**RDU:** Alaska Housing Finance Corporation (46)

Scenario/Change Record Title	Trans Type	Totals	Personal Services	Travel	Services	Commodities	Capital Outlay	Grants, Benefits	Miscellaneous	Positions		NP
										PFT	PPT	
***** Changes From FY2018 Conference Committee To FY2018 Authorized *****												
<b>FY2018 Conference Committee</b>												
ConfCom		479.4	264.9	25.0	125.0	29.5	35.0	0.0	0.0	2	0	0
1002 Fed Rcpts		307.2										
1061 CIP Rcpts		172.2										
<b>Subtotal</b>		<b>479.4</b>	<b>264.9</b>	<b>25.0</b>	<b>125.0</b>	<b>29.5</b>	<b>35.0</b>	<b>0.0</b>	<b>0.0</b>	<b>2</b>	<b>0</b>	<b>0</b>
***** Changes From FY2018 Management Plan To FY2019 Governor *****												
<b>Realignment of Resources to Match Expenditures</b>												
LIT		0.0	0.0	0.0	24.7	-4.7	-20.0	0.0	0.0	0	0	0
Align authority with anticipated expenditures. Additional authority is needed in the contractual lines using federal receipts.												
Contractual Services is increased by \$24,700. These costs were offset by decreases in Travel (\$4,700) and Capital Outlay (\$20,000).												
Changes from FY2018 Management Plan (OMB)												
Realignment of Resources to Match Anticipated Expenditures			\$0									
o Supplies - Federal Receipts		\$4,700										
o Capital Outlay - Federal Receipts		-\$20,000										
o Contractual - Federal Receipts		\$24,700										
Total ACAH Changes:		\$0										
Current ACAH FY2018 Funding Authority		\$479,400										
Proposed ACAH FY2019 Funding Authority		\$479,400										
<b>Totals</b>		<b>479.4</b>	<b>264.9</b>	<b>25.0</b>	<b>149.7</b>	<b>24.8</b>	<b>15.0</b>	<b>0.0</b>	<b>0.0</b>	<b>2</b>	<b>0</b>	<b>0</b>

**Personal Services Expenditure Detail**  
**Department of Revenue**

**Scenario:** FY2019 Governor (14641)  
**Component:** Alaska Corporation for Affordable Housing (3048)  
**RDU:** Alaska Housing Finance Corporation (46)

PCN	Job Class Title	Time Status	Retire Code	Barg Unit	Location	Salary Sched	Range / Step	Comp Months	Split / Count	Annual Salaries	COLA	Premium Pay	Annual Benefits	Total Costs	UGF Amount
04-073X	Administrative Assistant IV	FT	1	--	Anchorage	-A	14A / B	12.0		45,869	0	0	49,802	95,671	0
04-078X	Manager, Special Project	FT	1	--	Anchorage	-A	21M / N	12.0		110,095	0	0	73,084	183,179	0
													<b>Total Salary Costs:</b>	155,964	
													<b>Total COLA:</b>	0	
													<b>Total Premium Pay::</b>	0	
													<b>Total Benefits:</b>	122,886	
													<b>Total Pre-Vacancy:</b>	278,850	
													<b>Minus Vacancy Adjustment of 5.00%:</b>	(13,950)	
													<b>Total Post-Vacancy:</b>	264,900	
													<b>Plus Lump Sum Premium Pay:</b>	0	
													<b>Personal Services Line 100:</b>	264,900	
<b>Total Component Months:</b>		24.0													

<b>PCN Funding Sources:</b>	<b>Pre-Vacancy</b>	<b>Post-Vacancy</b>	<b>Percent</b>
1002 Federal Receipts	116,242	110,427	41.69%
1061 Capital Improvement Project Receipts	162,608	154,473	58.31%
<b>Total PCN Funding:</b>	<b>278,850</b>	<b>264,900</b>	<b>100.00%</b>

Note: If a position is split, an asterisk (\*) will appear in the Split/Count column. If the split position is also counted in the component, two asterisks (\*\*) will appear in this column. [No valid job title] appearing in the Job Class Title indicates that the PCN has an invalid class code or invalid range for the class code effective date of this scenario.

**Line Item Detail (1676)**  
**Department of Revenue**  
**Travel**

**Component:** Alaska Corporation for Affordable Housing (3048)

<b>Line Number</b>	<b>Line Name</b>			<b>FY2017 Actuals</b>	<b>FY2018 Management Plan</b>	<b>FY2019 Governor</b>
2000	Travel			5.0	25.0	25.0
<b>Object Class</b>	<b>Servicing Agency</b>	<b>Explanation</b>		<b>FY2017 Actuals</b>	<b>FY2018 Management Plan</b>	<b>FY2019 Governor</b>
<b>2000 Travel Detail Totals</b>				<b>5.0</b>	<b>25.0</b>	<b>25.0</b>
2000	In-State Employee Travel	Rev - AK Corp for Affordable Housing (3048)	Employee instate travel - airfare, lodging, surface transportation, reimbursable travel costs, and meal & incidentals	0.0	15.0	15.0
2002	Out of State Employee Travel		Employee out of state travel - airfare, lodging, surface transportation, reimbursable travel costs, and meal & incidentals	0.0	10.0	10.0
2002	Out of State Employee Travel	Rev - AK Corp for Affordable Housing (3048)	Employee out of state travel - airfare, lodging, surface transportation, reimbursable travel costs, and meal & incidentals	5.0	0.0	0.0

**Line Item Detail (1676)**  
**Department of Revenue**  
**Services**

**Component:** Alaska Corporation for Affordable Housing (3048)

<b>Line Number</b>	<b>Line Name</b>			<b>FY2017 Actuals</b>	<b>FY2018 Management Plan</b>	<b>FY2019 Governor</b>
3000	Services			20.3	125.0	149.7
<b>Object Class</b>		<b>Servicing Agency</b>	<b>Explanation</b>	<b>FY2017 Actuals</b>	<b>FY2018 Management Plan</b>	<b>FY2019 Governor</b>
<b>3000 Services Detail Totals</b>				<b>20.3</b>	<b>125.0</b>	<b>149.7</b>
3008	Utilities	Rev - AK Corp for Affordable Housing (3048)	Utilities	1.9	6.6	6.6
3011	Other Services	Rev - AK Corp for Affordable Housing (3048)	Professional management and consulting services; printing and copying services; and State Travel Office fees	18.4	118.4	143.1

**Line Item Detail (1676)**  
**Department of Revenue**  
**Commodities**

**Component:** Alaska Corporation for Affordable Housing (3048)

<b>Line Number</b>	<b>Line Name</b>		<b>FY2017 Actuals</b>	<b>FY2018 Management Plan</b>	<b>FY2019 Governor</b>
4000	Commodities		0.1	29.5	24.8
<b>Object Class</b>	<b>Servicing Agency</b>	<b>Explanation</b>	<b>FY2017 Actuals</b>	<b>FY2018 Management Plan</b>	<b>FY2019 Governor</b>
<b>4000 Commodities Detail Totals</b>			<b>0.1</b>	<b>29.5</b>	<b>24.8</b>
4000	Business	Business supplies including book and educational equipment and furniture; office supplies; desktop computers, printers and IT equipment less than \$5,000 per item; and subscriptions including electronic access to information	0.0	29.5	24.8
4000	Business	Rev - AK Corp for Affordable Housing (3048)	0.1	0.0	0.0
		Business supplies including book and educational equipment and furniture; office supplies; desktop computers, printers and IT equipment less than \$5,000 per item; and subscriptions including electronic access to information			

**Line Item Detail (1676)**  
**Department of Revenue**  
**Capital Outlay**

**Component:** Alaska Corporation for Affordable Housing (3048)

<b>Line Number</b>	<b>Line Name</b>		<b>FY2017 Actuals</b>	<b>FY2018 Management Plan</b>	<b>FY2019 Governor</b>
5000	Capital Outlay		0.0	35.0	15.0
<b>Object Class</b>	<b>Servicing Agency</b>	<b>Explanation</b>	<b>FY2017 Actuals</b>	<b>FY2018 Management Plan</b>	<b>FY2019 Governor</b>
<b>5000 Capital Outlay Detail Totals</b>			<b>0.0</b>	<b>35.0</b>	<b>15.0</b>
5004	Equipment	IT Equipment > \$5,000: servers and other network equipment, firewall and remote access equipment, tape backup devices and general office equipment/furniture > \$5,000	0.0	35.0	15.0



**Revenue Detail (1681)**  
**Department of Revenue**

**Component:** Alaska Corporation for Affordable Housing (3048)

Revenue Type (OMB Fund Code) Revenue Source	Component	Comment	FY2017 Actuals	FY2018 Management Plan	FY2019 Governor
<b>5002 Fed Rcpts (1002 Fed Rcpts)</b>			<b>25.4</b>	<b>307.2</b>	<b>307.2</b>
5019 Federal - Miscellaneous Grants	Rev - AK Corp for Affordable Housing (3048)	Federal Funding - Public Housing Programs	25.4	307.2	307.2
<b>5061 CIP Rcpts (1061 CIP Rcpts)</b>			<b>46.3</b>	<b>172.2</b>	<b>172.2</b>
5351 Capital Improvement Project Inter-Agency	Rev - AHFC Operations (110)	Capital Improvement Projects - Affordable Housing Development Funding	0.0	172.2	172.2
5351 Capital Improvement Project Inter-Agency	Rev - AK Corp for Affordable Housing (3048)		46.3	0.0	0.0

**Inter-Agency Services (1682)**  
**Department of Revenue**

**Component:** Alaska Corporation for Affordable Housing (3048)

			FY2017 Actuals	FY2018 Management Plan	FY2019 Governor
<b>Component Totals</b>			<b>25.4</b>	<b>140.0</b>	<b>164.7</b>
With Department of Revenue			25.4	140.0	164.7
<b>Object Class</b>	<b>Servicing Agency</b>	<b>Explanation</b>	<b>FY2017 Actuals</b>	<b>FY2018 Management Plan</b>	<b>FY2019 Governor</b>
2000	In-State Employee Travel	Rev - AK Corp for Affordable Housing (3048)	0.0	15.0	15.0
2002	Out of State Employee Travel	Rev - AK Corp for Affordable Housing (3048)	5.0	0.0	0.0
3008	Utilities	Rev - AK Corp for Affordable Housing (3048)	1.9	6.6	6.6
3011	Other Services	Rev - AK Corp for Affordable Housing (3048)	18.4	118.4	143.1
4000	Business	Rev - AK Corp for Affordable Housing (3048)	0.1	0.0	0.0

**Alaska Permanent Fund Corporation Results Delivery Unit**

**Contribution to Department's Mission**

Please see component narrative.

**Major RDU Accomplishments in 2017**

Please see component narrative.

**Key RDU Challenges**

Please see component narrative.

**Significant Changes in Results to be Delivered in FY2019**

Please see component narrative.

**Contact Information**

**Contact:** Angela Rodell, Executive Director  
**Phone:** (907) 796-1500  
**Fax:** (907) 586-2057  
**E-mail:** arodell@apfc.org

**Alaska Permanent Fund Corporation  
RDU Financial Summary by Component**

*All dollars shown in thousands*

	FY2017 Actuals				FY2018 Management Plan				FY2019 Governor			
	UGF+DGF Funds	Other Funds	Federal Funds	Total Funds	UGF+DGF Funds	Other Funds	Federal Funds	Total Funds	UGF+DGF Funds	Other Funds	Federal Funds	Total Funds
<b>Formula Expenditures</b> None.												
<b>Non-Formula Expenditures</b>												
APFC Operations	0.0	11,349.9	0.0	11,349.9	0.0	12,254.4	0.0	12,254.4	0.0	168,573.3	0.0	168,573.3
APFC Investment Management Fees	0.0	111,242.7	0.0	111,242.7	0.0	138,769.2	0.0	138,769.2	0.0	0.0	0.0	0.0
<b>Totals</b>	<b>0.0</b>	<b>122,592.6</b>	<b>0.0</b>	<b>122,592.6</b>	<b>0.0</b>	<b>151,023.6</b>	<b>0.0</b>	<b>151,023.6</b>	<b>0.0</b>	<b>168,573.3</b>	<b>0.0</b>	<b>168,573.3</b>

**Alaska Permanent Fund Corporation**  
**Summary of RDU Budget Changes by Component**  
**From FY2018 Management Plan to FY2019 Governor**

*All dollars shown in thousands*

	<u>Unrestricted Gen (UGF)</u>	<u>Designated Gen (DGF)</u>	<u>Other Funds</u>	<u>Federal Funds</u>	<u>Total Funds</u>
<b>FY2018 Management Plan</b>	<b>0.0</b>	<b>0.0</b>	<b>151,023.6</b>	<b>0.0</b>	<b>151,023.6</b>
<b>Proposed budget increases:</b>					
-APFC Operations	0.0	0.0	168,573.3	0.0	168,573.3
<b>Proposed budget decreases:</b>					
-APFC Operations	0.0	0.0	-12,254.4	0.0	-12,254.4
-APFC Investment Management Fees	0.0	0.0	-138,769.2	0.0	-138,769.2
<b>FY2019 Governor</b>	<b>0.0</b>	<b>0.0</b>	<b>168,573.3</b>	<b>0.0</b>	<b>168,573.3</b>

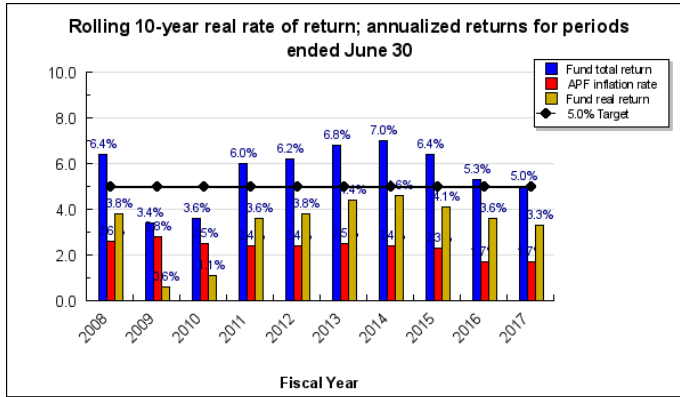
**Component: APFC Operations**

**Contribution to Department's Mission**

The mission of the Alaska Permanent Fund Corporation (APFC) is to maximize the value of the Permanent Fund within return objectives.

**Results**

(Additional performance information is available on the web at <https://omb.alaska.gov/results>.)



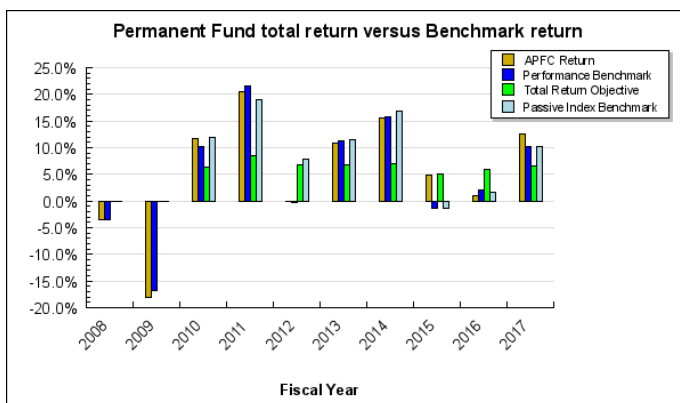
**Core Services**

- Achieve the target return within acceptable risk parameters.

**Measures by Core Service**

(Additional performance information is available on the web at <https://omb.alaska.gov/results>.)

**1. Achieve the target return within acceptable risk parameters.**



**Major Component Accomplishments in 2017**

- Over the course of Fiscal Year 2017, the APFC team worked diligently to identify and act on opportunities to both invest new funds and realize gains appropriately, successfully outperforming the Total Fund performance benchmarks and the strategic return objective established by the Board of Trustees.
- For fiscal year 2017 the Corporation ended the year with a value of \$59.8 billion in assets under management, an increase of \$7.0 billion over the prior fiscal year-end. This is comprised of \$47.0 billion in the

principal of the Fund and \$12.8 billion in the Earnings Reserve Account.

- The Fund's total rate of return for the 10-year period ended June 30, 2017 was 12.6 percent, ahead of the benchmark return of 10.3 percent.
- The Corporation expanded its internal investment capabilities, allowing for increased transparency and equal or better investment performance at a lower cost.
- \$25 million was transferred to the Alaska Capital Income Account. Due to a change in timing by the Legislature, the \$1.6 billion Fall 2018 dividend will be recorded in FY18 instead of FY17 as was past practice.
- Our passion to cultivate Alaska's global investments helps to maintain APFC's esteemed international reputation as innovative leaders in our field. It recently earned us the honor of hosting the Government Pension Investment Fund of Japan in their effort to research strategic asset allocation best practices. And we have been selected to host the International Forum of Sovereign Wealth Funds in Juneau in September, 2019.

### Key Component Challenges

- Ensuring that investment policies maintain the balance between the competing mandates of protecting the Fund to benefit future generations and producing income to benefit current generation in an uncertain budget climate.
- Planning for and managing investment risk, incorporating the capital market assumptions and projected volatility for the Fund.
- Maintaining corporate best practices and necessary due diligence for a growing Fund and asset allocation.
- Obtaining the funding to secure necessary staff, consulting services, and financial analysis software to prudently manage the Fund and provide an annual payout.
- Growth stagnation of the corpus if inflation proofing is eliminated.
- Obtaining necessary non-fiduciary services in time to respond to investment and related needs under the restrictive and cumbersome State procurement process. This makes it difficult for the APFC to compete in the markets.
- Attracting and retaining qualified investment officers.
- Educating the general public on the Fund's complex structure and investments.

### Significant Changes in Results to be Delivered in FY2019

No changes in results delivered.

### Statutory and Regulatory Authority

AS 37.13 Alaska Permanent Fund and Corporation  
 15 AAC 137.410 - 15 AAC 137.990  
 15 AAC 137.610

### Contact Information

**Contact Information**

**Contact:** Angela Rodell, Executive Director

**Phone:** (907) 796-1500

**Fax:** (907) 586-2057

**E-mail:** arodell@apfc.org



**APFC Operations  
Personal Services Information**

Authorized Positions			Personal Services Costs	
	<u>FY2018 Management Plan</u>	<u>FY2019 Governor</u>		
Full-time	47	57	Annual Salaries	8,350,434
Part-time	2	2	Premium Pay	0
Nonpermanent	2	2	Annual Benefits	3,849,217
			<i>Less 3.00% Vacancy Factor</i>	(365,990)
			Lump Sum Premium Pay	0
			Board Honoraria	27,540
<b>Totals</b>	<b>51</b>	<b>61</b>	<b>Total Personal Services</b>	<b>11,861,202</b>

**Position Classification Summary**

Job Class Title	Anchorage	Fairbanks	Juneau	Others	Total
Accountant	0	0	11	0	11
Administrative Assistant	0	0	2	0	2
Administrative Officer	0	0	2	0	2
Administrative Specialist	0	0	5	0	5
Business Analyst	0	0	1	0	1
Chief Financial Officer	0	0	1	0	1
Chief Investment Officer	0	0	1	0	1
Compliance Officer	0	0	1	0	1
Controller	0	0	1	0	1
Development Operations	0	0	1	0	1
Dir of Information Technology	0	0	1	0	1
Director	0	0	1	0	1
Executive Director, PFC	0	0	1	0	1
General Counsel	0	0	1	0	1
Information Technology Spec	0	0	3	0	3
Intern	0	0	2	0	2
Investment Associate	0	0	9	0	9
Investment Officer	0	0	16	0	16
Sr Information Technology Spec	0	0	1	0	1
<b>Totals</b>	<b>0</b>	<b>0</b>	<b>61</b>	<b>0</b>	<b>61</b>

**Component Board Summary**

Board Description	Member Count	Pay Per Day	Budgeted Days	Additional Pay	Total Cost
Permanent Fund Corporation	4	400.00	16	0.00	27,540.48
<b>Total</b>					<b>27,540.48</b>

**Component Detail All Funds**  
**Department of Revenue**

**Component:** APFC Operations (109)

Non-Formula Component

**RDU:** Alaska Permanent Fund Corporation (45)

	FY2017 Actuals	FY2018 Conference Committee	FY2018 Authorized	FY2018 Management Plan	FY2019 Governor	FY2018 Management Plan vs FY2019 Governor	
71000 Personal Services	8,900.0	9,600.7	9,600.7	9,600.7	11,861.2	2,260.5	23.5%
72000 Travel	454.2	605.5	605.5	605.5	1,203.2	597.7	98.7%
73000 Services	1,635.9	1,870.9	1,870.9	1,870.9	154,673.6	152,802.7	8167.3%
74000 Commodities	113.8	97.3	97.3	97.3	435.3	338.0	347.4%
75000 Capital Outlay	246.0	80.0	80.0	80.0	400.0	320.0	400.0%
77000 Grants, Benefits	0.0	0.0	0.0	0.0	0.0	0.0	0.0%
78000 Miscellaneous	0.0	0.0	0.0	0.0	0.0	0.0	0.0%
<b>Totals</b>	<b>11,349.9</b>	<b>12,254.4</b>	<b>12,254.4</b>	<b>12,254.4</b>	<b>168,573.3</b>	<b>156,318.9</b>	<b>1275.6%</b>
<b>Fund Sources:</b>							
1105PFund Rcpt (Other)	11,349.9	12,254.4	12,254.4	12,254.4	168,573.3	156,318.9	1275.6%
<b>Unrestricted General (UGF)</b>	<b>0.0</b>	<b>0.0</b>	<b>0.0</b>	<b>0.0</b>	<b>0.0</b>	<b>0.0</b>	<b>0.0%</b>
<b>Designated General (DGF)</b>	<b>0.0</b>	<b>0.0</b>	<b>0.0</b>	<b>0.0</b>	<b>0.0</b>	<b>0.0</b>	<b>0.0%</b>
<b>Other Funds</b>	<b>11,349.9</b>	<b>12,254.4</b>	<b>12,254.4</b>	<b>12,254.4</b>	<b>168,573.3</b>	<b>156,318.9</b>	<b>1275.6%</b>
<b>Federal Funds</b>	<b>0.0</b>	<b>0.0</b>	<b>0.0</b>	<b>0.0</b>	<b>0.0</b>	<b>0.0</b>	<b>0.0%</b>
<b>Positions:</b>							
Permanent Full Time	48	47	47	47	57	10	21.3%
Permanent Part Time	0	2	2	2	2	0	0.0%
Non Permanent	2	2	2	2	2	0	0.0%

**Change Record Detail - Multiple Scenarios with Descriptions**  
**Department of Revenue**

**Component:** APFC Operations (109)  
**RDU:** Alaska Permanent Fund Corporation (45)

Scenario/Change Record Title	Trans Type	Totals	Personal Services	Travel	Services	Commodities	Capital Outlay	Grants, Benefits	Miscellaneous	Positions		NP
										PFT	PPT	
***** Changes From FY2018 Conference Committee To FY2018 Authorized *****												
<b>FY2018 Conference Committee</b>												
1105 PFund Rcpt	ConfCom	12,254.4	9,600.7	605.5	1,870.9	97.3	80.0	0.0	0.0	47	2	2
		12,254.4										
	<b>Subtotal</b>	<b>12,254.4</b>	<b>9,600.7</b>	<b>605.5</b>	<b>1,870.9</b>	<b>97.3</b>	<b>80.0</b>	<b>0.0</b>	<b>0.0</b>	<b>47</b>	<b>2</b>	<b>2</b>
***** Changes From FY2018 Management Plan To FY2019 Governor *****												
<b>Reverse Alaska Permanent Fund Operations Funding and Reflect as a Language Section Appropriation</b>												
1105 PFund Rcpt	Dec	-12,254.4	-9,600.7	-605.5	-1,870.9	-97.3	-80.0	0.0	0.0	-47	-2	-2
		-12,254.4										
<b>Reflect Alaska Permanent Fund Corporation Operations and Investment Management Fees as a Language Appropriation</b>												
1105 PFund Rcpt	Inc	168,573.3	11,861.2	1,203.2	154,673.6	435.3	400.0	0.0	0.0	57	2	2
		168,573.3										
	<b>Totals</b>	<b>168,573.3</b>	<b>11,861.2</b>	<b>1,203.2</b>	<b>154,673.6</b>	<b>435.3</b>	<b>400.0</b>	<b>0.0</b>	<b>0.0</b>	<b>57</b>	<b>2</b>	<b>2</b>

At the start of FY18, the Alaska Permanent Fund Corporation had more than \$59.7 billion in assets under management. As of September 30, 2017 assets had grown to more than \$61.5 billion. The rate of return for FY17 was 12.57%. The key to APFC's success has been the deliberate implementation of a strategy by the APFC Board of Trustees that began more than 10 years ago. This strategy was to create an optimal mix of internal and external management capabilities that recognized our opportunities and resources. Over the past three years, APFC active engagement and management of the Fund has generated an additional \$4.4 billion in value over the passive benchmark.

As the APFC continues to strategically bring investment management in-house, it is apparent that the division between resources directly supporting investment functions versus general operations is harder to determine. As a result, the Board's FY2019 budget merges what were formerly two allocations into a single allocation within the appropriation for the Corporation, and places it within the language section of the budget bill.

Merging the allocations consolidates resources to support the Board's current investment strategy. This allows for a holistic approach for strategic and resource planning, creating a more nimble and flexible structure from which to operate as the APFC competes with public and private sector peers in the investment markets.

The FY2019 budget includes ten new positions in investment and support roles to allow for continued growth in internally managed investments. The budget includes personal services costs for these positions, and related travel, technology, and other costs of in-house personnel. As a result, the budget for external management fees in FY2019 was lowered to reflect the assets that will be managed internally.

It is important to note that the Board of Trustees has always been transparent regarding how the appropriations to the APFC have been budgeted and spent. The budget is approved and discussed in open, public meetings, and budget materials and reports are included in public board meeting packets. Members of the public can find detailed information about the Corporation's budget, investment strategy and performance at [apfc.org](http://apfc.org). Moving to the language section of the budget bill will provide the Board with necessary flexibility to better manage the APFC's resources, but will not lessen the transparency of its expenditures.

**Personal Services Expenditure Detail**  
**Department of Revenue**

**Scenario:** FY2019 Governor (14641)  
**Component:** APFC Operations (109)  
**RDU:** Alaska Permanent Fund Corporation (45)

PCN	Job Class Title	Time Status	Retire Code	Barg Unit	Location	Salary Sched	Range / Step	Comp Months	Split / Count	Annual Salaries	COLA	Premium Pay	Annual Benefits	Total Costs	UGF Amount
04-#006	Administrative Assistant	FT	A	XE	Juneau	N05	13A	12.0		60,000	0	0	39,554	99,554	0
04-#007	Compliance Officer	FT	A	XE	Juneau	N05	21A	12.0		85,000	0	0	48,249	133,249	0
04-#008	Accountant	FT	A	XE	Juneau	N05	22A	12.0		90,000	0	0	49,988	139,988	0
04-#009	Accountant	FT	A	XE	Juneau	N05	21A	12.0		70,000	0	0	43,032	113,032	0
04-#010	Investment Officer	FT	A	XE	Juneau	N05	25A	12.0		225,000	0	0	91,038	316,038	0
04-#011	Investment Officer	FT	A	XE	Juneau	N05	25A	12.0		225,000	0	0	91,038	316,038	0
04-#012	Investment Associate	FT	A	XE	Juneau	N05	21A	12.0		150,000	0	0	69,551	219,551	0
04-#013	Investment Associate	FT	A	XE	Juneau	N05	21A	12.0		150,000	0	0	69,551	219,551	0
04-#014	Development Operations	FT	A	XE	Juneau	N05	21A	12.0		100,000	0	0	53,466	153,466	0
04-#015	Business Analyst	FT	A	XE	Juneau	N05	21A	12.0		125,000	0	0	62,161	187,161	0
04-001X	Executive Director, PFC	FT	A	XE	Juneau	N05	30 /	12.0		329,876	0	0	121,085	450,961	0
04-002X	Administrative Officer	FT	A	XE	Juneau	N05	18 /	12.0		99,818	0	0	53,403	153,221	0
04-003X	Controller	FT	A	XE	Juneau	N05	24 /	12.0		127,300	0	0	62,961	190,261	0
04-004X	Investment Officer	FT	A	XE	Juneau	N05	25 /	12.0		255,354	0	0	99,735	355,089	0
04-005X	Information Technology Spec	FT	A	XE	Juneau	N05	20 /	12.0		50,750	0	0	36,337	87,087	0
04-007X	Investment Officer	FT	A	XE	Juneau	N05	25 /	12.0		247,247	0	0	97,412	344,659	0
04-008X	Chief Investment Officer	FT	A	XE	Juneau	N05	30 /	12.0		410,737	0	0	144,252	554,989	0
04-009X	Director	FT	A	XE	Juneau	N05	24 /	12.0		143,464	0	0	67,678	211,142	0
04-010X	Chief Financial Officer	FT	A	XE	Juneau	N05	30 /	12.0		189,200	0	0	80,781	269,981	0
04-011X	Investment Officer	FT	A	XE	Juneau	N05	25 /	12.0		271,939	0	0	104,486	376,425	0
04-012X	Administrative Assistant	FT	A	XE	Juneau	N05	13 /	12.0		61,710	0	0	40,149	101,859	0
04-013X	Administrative Specialist	FT	A	XE	Juneau	N05	14 /	12.0		57,855	0	0	38,808	96,663	0
04-014X	Investment Associate	FT	A	XE	Juneau	N05	20 /	12.0		136,173	0	0	65,589	201,762	0
04-015X	Accountant	FT	A	XE	Juneau	N05	18 /	12.0		67,015	0	0	41,994	109,009	0
04-016X	Accountant	FT	A	XE	Juneau	N05	18 /	12.0		96,425	0	0	52,223	148,648	0
04-017X	Administrative Specialist	FT	A	XE	Juneau	N05	16 /	12.0		123,221	0	0	61,543	184,764	0
04-018X	Investment Associate	FT	A	XE	Juneau	N05	20 /	12.0		128,566	0	0	63,402	191,968	0
04-019X	Investment Officer	FT	A	XE	Juneau	N05	25 /	12.0		317,314	0	0	117,486	434,800	0
04-022X	Information Technology Spec	FT	A	XE	Juneau	N05	20 /	12.0		98,112	0	0	52,810	150,922	0
04-023X	Administrative Specialist	FT	A	XE	Juneau	N05	18 /	12.0		74,913	0	0	44,741	119,654	0
04-046X	Investment Officer	FT	A	XE	Juneau	N05	25 /	12.0		250,048	0	0	98,214	348,262	0
04-084X	Dir of Information Technology	FT	A	XE	Juneau	N05	24 /	12.0		147,175	0	0	68,741	215,916	0
04-097X	Accountant	FT	A	XE	Juneau	N05	22 /	12.0		88,091	0	0	49,324	137,415	0
04-103X	Investment Officer	FT	A	XE	Juneau	N05	25 /	12.0		168,249	0	0	74,779	243,028	0
04-104X	Sr Information Technology Spec	FT	A	XE	Juneau	N05	21 /	12.0		109,113	0	0	56,636	165,749	0

Note: If a position is split, an asterisk (\*) will appear in the Split/Count column. If the split position is also counted in the component, two asterisks (\*\*) will appear in this column. [No valid job title] appearing in the Job Class Title indicates that the PCN has an invalid class code or invalid range for the class code effective date of this scenario.

**Personal Services Expenditure Detail**  
**Department of Revenue**

**Scenario:** FY2019 Governor (14641)  
**Component:** APFC Operations (109)  
**RDU:** Alaska Permanent Fund Corporation (45)

PCN	Job Class Title	Time Status	Retire Code	Barg Unit	Location	Salary Sched	Range / Step	Comp Months	Split / Count	Annual Salaries	COLA	Premium Pay	Annual Benefits	Total Costs	UGF Amount
04-225X	Accountant	FT	A	XE	Juneau	N05	17 /	12.0		62,524	0	0	40,432	102,956	0
04-226X	Administrative Officer	FT	A	XE	Juneau	N05	20 /	12.0		87,138	0	0	48,993	136,131	0
04-227X	Investment Officer	FT	A	XE	Juneau	N05	25 /	12.0		243,487	0	0	96,335	339,822	0
04-228X	Accountant	FT	A	XE	Juneau	N05	20 /	12.0		62,524	0	0	40,432	102,956	0
04-229X	Investment Associate	FT	A	XE	Juneau	N05	20 /	12.0		85,062	0	0	48,271	133,333	0
04-N23X	Intern	NP	N	XE	Juneau	N05	0	7.0		21,518	0	0	2,171	23,689	0
04-N24X	Intern	NP	N	XE	Juneau	N05	0	3.5		10,759	0	0	1,086	11,845	0
04-X007	Accountant	FT	A	XE	Juneau	N05	22 /	12.0		115,846	0	0	58,978	174,824	0
04-X009	Investment Officer	FT	A	XE	Juneau	N05	25 /	12.0		246,737	0	0	97,266	344,003	0
04-X011	Accountant	FT	A	XE	Juneau	N05	20 /	12.0		91,312	0	0	50,445	141,757	0
04-X022	General Counsel	FT	A	XE	Juneau	N05	25 /	12.0		206,674	0	0	85,788	292,462	0
04-X027	Investment Officer	FT	A	XE	Juneau	N05	25 /	12.0		154,785	0	0	70,922	225,707	0
04-X028	Accountant	FT	A	XE	Juneau	N05	18 /	12.0		70,035	0	0	43,044	113,079	0
04-X029	Investment Officer	FT	A	XE	Juneau	N05	25 /	12.0		182,867	0	0	78,967	261,834	0
04-X070	Investment Associate	FT	A	XE	Juneau	N05	20 /	12.0		134,487	0	0	65,106	199,593	0
04-X071	Investment Officer	FT	A	XE	Juneau	N05	25 /	12.0		190,922	0	0	81,275	272,197	0
04-X072	Investment Officer	FT	A	XE	Juneau	N05	25 /	12.0		189,842	0	0	80,965	270,807	0
04-X073	Accountant	FT	A	XE	Juneau	N05	18 /	12.0		63,843	0	0	40,891	104,734	0
04-X077	Investment Officer	FT	A	XE	Juneau	N05	25 /	12.0		157,325	0	0	71,649	228,974	0
04-X078	Investment Officer	FT	A	XE	Juneau	N05	25 /	12.0		148,645	0	0	69,162	217,807	0
04-X079	Investment Associate	FT	A	XE	Juneau	N05	20 /	12.0		131,950	0	0	64,379	196,329	0
04-X080	Investment Associate	FT	A	XE	Juneau	N05	20 /	12.0		134,487	0	0	65,106	199,593	0
04-X081	Investment Associate	FT	A	XE	Juneau	N05	20 /	12.0		92,365	0	0	50,811	143,176	0
04-X082	Information Technology Spec	FT	A	XE	Juneau	N05	20 /	12.0		72,319	0	0	43,839	116,158	0
04-X087	Administrative Specialist	PT	A	XE	Juneau	N05	16 /	12.0		34,296	0	0	21,271	55,567	0
04-X088	Administrative Specialist	PT	A	XE	Juneau	N05	16 /	12.0		29,020	0	0	19,436	48,456	0

Note: If a position is split, an asterisk (\*) will appear in the Split/Count column. If the split position is also counted in the component, two asterisks (\*\*) will appear in this column. [No valid job title] appearing in the Job Class Title indicates that the PCN has an invalid class code or invalid range for the class code effective date of this scenario.

**Personal Services Expenditure Detail**  
**Department of Revenue**

**Scenario:** FY2019 Governor (14641)  
**Component:** APFC Operations (109)  
**RDU:** Alaska Permanent Fund Corporation (45)

PCN	Job Class Title	Time Status	Retire Code	Barg Unit	Location	Salary Sched	Range / Step	Comp Months	Split / Count	Annual Salaries	COLA	Premium Pay	Annual Benefits	Total Costs	UGF Amount
		<b>Total Positions</b>	<b>New</b>	<b>Deleted</b>										<b>Total Salary Costs:</b>	8,350,434
														<b>Total COLA:</b>	0
														<b>Total Premium Pay:</b>	0
														<b>Total Benefits:</b>	3,849,217
														<b>Total Pre-Vacancy:</b>	12,199,651
														<b>Minus Vacancy Adjustment of 3.00%:</b>	(365,990)
														<b>Total Post-Vacancy:</b>	11,833,661
														<b>Plus Lump Sum Premium Pay:</b>	0
														<b>Plus Board Honoraria Pay:</b>	27,540
														<b>Personal Services Line 100:</b>	11,861,201
	<b>Total Component Months:</b>	718.5													

<b>PCN Funding Sources:</b>	<b>Pre-Vacancy</b>	<b>Post-Vacancy</b>	<b>Percent</b>
1105 Alaska Permanent Fund Corporation Receipts	12,199,651	11,833,661	100.00%
<b>Total PCN Funding:</b>	<b>12,199,651</b>	<b>11,833,661</b>	<b>100.00%</b>

Note: If a position is split, an asterisk (\*) will appear in the Split/Count column. If the split position is also counted in the component, two asterisks (\*\*) will appear in this column. [No valid job title] appearing in the Job Class Title indicates that the PCN has an invalid class code or invalid range for the class code effective date of this scenario.

**Line Item Detail (1676)**  
**Department of Revenue**  
**Travel**

**Component:** APFC Operations (109)

<b>Line Number</b>	<b>Line Name</b>		<b>FY2017 Actuals</b>	<b>FY2018 Management Plan</b>	<b>FY2019 Governor</b>
2000	Travel		454.2	605.5	1,203.2
<b>Object Class</b>	<b>Servicing Agency</b>	<b>Explanation</b>	<b>FY2017 Actuals</b>	<b>FY2018 Management Plan</b>	<b>FY2019 Governor</b>
<b>2000 Travel Detail Totals</b>			<b>454.2</b>	<b>605.5</b>	<b>1,203.2</b>
2000	In-State Employee Travel	Employee instate travel - airfare, lodging, surface transportation, reimbursable travel costs, and meal & incidentals	25.7	267.4	54.8
2001	In-State Non-Employee Travel	Non-Employee instate travel - airfare, lodging, surface transportation, reimbursable travel costs, and meal & incidentals	15.7	17.3	21.7
2002	Out of State Employee Travel	Employee out of state travel - airfare, lodging, surface transportation, reimbursable travel costs, and meal & incidentals	324.0	207.7	891.3
2003	Out of State Non-Employee Travel	Non-Employee out of state travel - airfare, lodging, surface transportation, reimbursable travel costs, and meal & incidentals	25.5	45.0	71.9
2005	Moving Costs	Move costs	63.3	68.1	163.5

**Line Item Detail (1676)**  
**Department of Revenue**  
**Services**

**Component:** APFC Operations (109)

<b>Line Number</b>	<b>Line Name</b>		<b>FY2017 Actuals</b>	<b>FY2018 Management Plan</b>	<b>FY2019 Governor</b>
3000	Services		1,635.9	1,870.9	154,673.6
<b>Object Class</b>	<b>Servicing Agency</b>	<b>Explanation</b>	<b>FY2017 Actuals</b>	<b>FY2018 Management Plan</b>	<b>FY2019 Governor</b>
<b>3000 Services Detail Totals</b>			<b>1,635.9</b>	<b>1,870.9</b>	<b>154,673.6</b>
3000	Education Services	Training, conferences, memberships, and employee tuition	124.3	187.0	186.6
3001	Financial Services	Financial Services	343.5	367.9	144,027.4
3002	Legal and Judicial Services	Legal & Judicial Services	22.4	85.0	1,608.0
3003	Information Technology	Information Technology	363.9	517.5	7,587.0
3004	Telecommunications	Local, long distance, cellular and telecommunications equipment charges; data/network; and television	50.4	5.5	170.0
3006	Delivery Services	Delivery and courier services	0.7	4.0	2.3
3007	Advertising and Promotions	Advertising of legal notices for regulations and public hearings	22.3	55.5	30.0
3009	Structure/Infrastructure/Land	Repairs/maintenance of structures or infrastructure	503.5	393.5	538.3
3010	Equipment/Machinery	Repairs, maintenance, rentals and/or leases of office furniture and equipment	45.9	69.8	97.5
3011	Other Services	Professional management and consulting services; printing and copying services; and State Travel Office fees	26.7	39.2	215.9
3018	Inter-Agency Information Technology	Admin - Department-wide ETS chargeback for	4.0	4.0	50.0



**Line Item Detail (1676)**  
**Department of Revenue**  
**Services**

**Component:** APFC Operations (109)

Object Class	Servicing Agency	Explanation	FY2017 Actuals	FY2018 Management Plan	FY2019 Governor
<b>3000 Services Detail Totals</b>			<b>1,635.9</b>	<b>1,870.9</b>	<b>154,673.6</b>
Telecommunications		telecommunications EPR, phone lines and service requests			
3021 Inter-Agency Mail	Admin - Department-wide	Central mailroom services including pickup and delivery of U.S. mail, postage, mailing of state warrants	3.8	4.0	4.0
3022 Inter-Agency Human Resources	Admin - Department-wide	Human resource and payroll services provided by the Division of Personnel	31.3	15.6	32.8
3024 Inter-Agency Legal	Law - Department-wide	Legal services provided by the Department of Law	2.8	30.0	30.0
3026 Inter-Agency Insurance	Admin - Department-wide	Risk Management	4.7	5.7	5.0
3027 Inter-Agency Financial		Division of Finance IRIS and AKPAY	1.3	0.0	0.0
3027 Inter-Agency Financial	Admin - Department-wide	Division of Finance IRIS and AKPAY	1.3	1.0	1.4
3036 Inter-Agency Safety		Parking enforcement at State Office Building located in Juneau	0.1	0.2	0.2
3038 Inter-Agency Management/Consulting	Rev - Administrative Services (125)	Support services provided by the Administrative Services Division, including IT, fiscal, budget, contract management, procurement, and legislative support	28.8	22.5	30.3
3038 Inter-Agency Management/Consulting	Rev - Commissioner's Office (123)	Support services provided by the Commissioner's Office	54.2	63.0	56.9

**Line Item Detail (1676)**  
**Department of Revenue**  
**Commodities**

**Component:** APFC Operations (109)

<b>Line Number</b>	<b>Line Name</b>		<b>FY2017 Actuals</b>	<b>FY2018 Management Plan</b>	<b>FY2019 Governor</b>
4000	Commodities		113.8	97.3	435.3
<b>Object Class</b>	<b>Servicing Agency</b>	<b>Explanation</b>	<b>FY2017 Actuals</b>	<b>FY2018 Management Plan</b>	<b>FY2019 Governor</b>
		<b>4000 Commodities Detail Totals</b>	<b>113.8</b>	<b>97.3</b>	<b>435.3</b>
4000	Business	Business supplies including book and educational equipment and furniture; office supplies; desktop computers, printers and IT equipment less than \$5,000 per item; and subscriptions including electronic access to information	113.8	97.3	435.3

**Line Item Detail (1676)**  
**Department of Revenue**  
**Capital Outlay**

**Component:** APFC Operations (109)

<b>Line Number</b>	<b>Line Name</b>		<b>FY2017 Actuals</b>	<b>FY2018 Management Plan</b>	<b>FY2019 Governor</b>
5000	Capital Outlay		246.0	80.0	400.0
<b>Object Class</b>	<b>Servicing Agency</b>	<b>Explanation</b>	<b>FY2017 Actuals</b>	<b>FY2018 Management Plan</b>	<b>FY2019 Governor</b>
<b>5000 Capital Outlay Detail Totals</b>			<b>246.0</b>	<b>80.0</b>	<b>400.0</b>
5002	Structures and Infrastructure	Office space realignment	11.1	0.0	0.0
5004	Equipment	IT Equipment > \$5,000: servers and other network equipment, firewall and remote access equipment, tape backup devices and general office equipment/furniture > \$5,000	234.9	80.0	400.0

**Revenue Detail (1681)**  
**Department of Revenue**

**Component:** APFC Operations (109)

Revenue Type (OMB Fund Code) Revenue Source	Component	Comment	FY2017 Actuals	FY2018 Management Plan	FY2019 Governor
<b>5105 PFund Rcpt (1105 PFund Rcpt)</b>			<b>11,349.9</b>	<b>12,254.4</b>	<b>168,573.3</b>
5414 Alaska Permanent Fund Corporation Receipts	Rev - APFC Operations (109)	AS 37.13.150 Corporation Budget	11,349.9	12,254.4	168,573.3

**Inter-Agency Services (1682)**  
**Department of Revenue**

**Component:** APFC Operations (109)

				FY2017 Actuals	FY2018 Management Plan	FY2019 Governor
<b>Component Totals</b>				<b>130.9</b>	<b>145.8</b>	<b>210.4</b>
With Department of Administration				45.1	30.3	93.2
With Department of Law				2.8	30.0	30.0
With Department of Revenue				83.0	85.5	87.2
<b>Object Class</b>	<b>Servicing Agency</b>	<b>Explanation</b>	<b>FY2017 Actuals</b>	<b>FY2018 Management Plan</b>	<b>FY2019 Governor</b>	
3018	Inter-Agency Information Technology Telecommunications	Admin - Department-wide	ETS chargeback for telecommunications EPR, phone lines and service requests	4.0	4.0	50.0
3021	Inter-Agency Mail	Admin - Department-wide	Central mailroom services including pickup and delivery of U.S. mail, postage, mailing of state warrants	3.8	4.0	4.0
3022	Inter-Agency Human Resources	Admin - Department-wide	Human resource and payroll services provided by the Division of Personnel	31.3	15.6	32.8
3024	Inter-Agency Legal	Law - Department-wide	Legal services provided by the Department of Law	2.8	30.0	30.0
3026	Inter-Agency Insurance	Admin - Department-wide	Risk Management	4.7	5.7	5.0
3027	Inter-Agency Financial	Admin - Department-wide	Division of Finance IRIS and AKPAY	1.3	1.0	1.4
3038	Inter-Agency Management/Consulting	Rev - Administrative Services (125)	Support services provided by the Administrative Services Division, including IT, fiscal, budget, contract management, procurement, and legislative support	28.8	22.5	30.3
3038	Inter-Agency Management/Consulting	Rev - Commissioner's Office (123)	Support services provided by the Commissioner's Office	54.2	63.0	56.9

**Component: APFC Investment Management Fees**

**Contribution to Department's Mission**

See Alaska Permanent Fund Corporation Component Narrative Report.

**Core Services**

- See Alaska Permanent Fund Corporation Component Narrative Report.

**Major Component Accomplishments in 2017**

See Alaska Permanent Fund Corporation Component Narrative Report.

**Key Component Challenges**

See Alaska Permanent Fund Corporation Component Narrative Report.

**Significant Changes in Results to be Delivered in FY2019**

See Alaska Permanent Fund Corporation Component Narrative Report.

**Statutory and Regulatory Authority**

AS 37.13 Alaska Permanent Fund and Corporation

**Contact Information**

**Contact:** Angela Rodell, Executive Director  
**Phone:** (907) 796-1500  
**Fax:** (907) 586-2057  
**E-mail:** arodell@apfc.org

**Component Detail All Funds**  
**Department of Revenue**

**Component:** APFC Investment Management Fees (2310)  
**RDU:** Alaska Permanent Fund Corporation (45)

Non-Formula Component

	FY2017 Actuals	FY2018 Conference Committee	FY2018 Authorized	FY2018 Management Plan	FY2019 Governor	FY2018 Management Plan vs FY2019 Governor	
71000 Personal Services	0.0	0.0	0.0	0.0	0.0	0.0	0.0%
72000 Travel	0.0	0.0	0.0	0.0	0.0	0.0	0.0%
73000 Services	111,242.7	138,769.2	138,769.2	138,769.2	0.0	-138,769.2	-100.0%
74000 Commodities	0.0	0.0	0.0	0.0	0.0	0.0	0.0%
75000 Capital Outlay	0.0	0.0	0.0	0.0	0.0	0.0	0.0%
77000 Grants, Benefits	0.0	0.0	0.0	0.0	0.0	0.0	0.0%
78000 Miscellaneous	0.0	0.0	0.0	0.0	0.0	0.0	0.0%
<b>Totals</b>	<b>111,242.7</b>	<b>138,769.2</b>	<b>138,769.2</b>	<b>138,769.2</b>	<b>0.0</b>	<b>-138,769.2</b>	<b>-100.0%</b>
<b>Fund Sources:</b>							
1105PFund Rcpt (Other)	111,242.7	138,769.2	138,769.2	138,769.2	0.0	-138,769.2	-100.0%
<b>Unrestricted General (UGF)</b>	<b>0.0</b>	<b>0.0</b>	<b>0.0</b>	<b>0.0</b>	<b>0.0</b>	<b>0.0</b>	<b>0.0%</b>
<b>Designated General (DGF)</b>	<b>0.0</b>	<b>0.0</b>	<b>0.0</b>	<b>0.0</b>	<b>0.0</b>	<b>0.0</b>	<b>0.0%</b>
<b>Other Funds</b>	<b>111,242.7</b>	<b>138,769.2</b>	<b>138,769.2</b>	<b>138,769.2</b>	<b>0.0</b>	<b>-138,769.2</b>	<b>-100.0%</b>
<b>Federal Funds</b>	<b>0.0</b>	<b>0.0</b>	<b>0.0</b>	<b>0.0</b>	<b>0.0</b>	<b>0.0</b>	<b>0.0%</b>
<b>Positions:</b>							
Permanent Full Time	0	0	0	0	0	0	0.0%
Permanent Part Time	0	0	0	0	0	0	0.0%
Non Permanent	0	0	0	0	0	0	0.0%

**Change Record Detail - Multiple Scenarios with Descriptions**  
**Department of Revenue**

**Component:** APFC Investment Management Fees (2310)  
**RDU:** Alaska Permanent Fund Corporation (45)

Scenario/Change Record Title	Trans Type	Totals	Personal Services	Travel	Services	Commodities	Capital Outlay	Grants, Benefits	Miscellaneous	Positions		NP
										PFT	PPT	
***** Changes From FY2018 Conference Committee To FY2018 Authorized *****												
<b>FY2018 Conference Committee</b>												
ConfCom		138,769.2	0.0	0.0	138,769.2	0.0	0.0	0.0	0.0	0	0	0
1105 PFund Rcpt		138,769.2										
	<b>Subtotal</b>	<b>138,769.2</b>	<b>0.0</b>	<b>0.0</b>	<b>138,769.2</b>	<b>0.0</b>	<b>0.0</b>	<b>0.0</b>	<b>0.0</b>	<b>0</b>	<b>0</b>	<b>0</b>
***** Changes From FY2018 Management Plan To FY2019 Governor *****												
<b>Reverse Alaska Permanent Fund Investment Management Fees Appropriation and Reflect as a Language Section Appropriation</b>												
Dec		-138,769.2	0.0	0.0	-138,769.2	0.0	0.0	0.0	0.0	0	0	0
1105 PFund Rcpt		-138,769.2										
	<b>Totals</b>	<b>0.0</b>	<b>0.0</b>	<b>0.0</b>	<b>0.0</b>	<b>0.0</b>	<b>0.0</b>	<b>0.0</b>	<b>0.0</b>	<b>0</b>	<b>0</b>	<b>0</b>



**Line Item Detail (1676)**  
**Department of Revenue**  
**Services**

**Component:** APFC Investment Management Fees (2310)

<b>Line Number</b>	<b>Line Name</b>		<b>FY2017 Actuals</b>	<b>FY2018 Management Plan</b>	<b>FY2019 Governor</b>
3000	Services		111,242.7	138,769.2	0.0
<b>Object Class</b>	<b>Servicing Agency</b>	<b>Explanation</b>	<b>FY2017 Actuals</b>	<b>FY2018 Management Plan</b>	<b>FY2019 Governor</b>
<b>3000 Services Detail Totals</b>			<b>111,242.7</b>	<b>138,769.2</b>	<b>0.0</b>
3001	Financial Services	Accounting, auditing, management/consulting services	105,439.1	131,822.1	0.0
3002	Legal and Judicial Services	Transcription services	824.3	1,500.0	0.0
3003	Information Technology	IT training, consulting, software licensing, software maintenance, and IT equipment leases	4,979.3	5,447.1	0.0

**Revenue Detail (1681)**  
**Department of Revenue**

**Component:** APFC Investment Management Fees (2310)

Revenue Type (OMB Fund Code) Revenue Source	Component	Comment	FY2017 Actuals	FY2018 Management Plan	FY2019 Governor
<b>5105 PFund Rcpt (1105 PFund Rcpt)</b>			<b>111,242.7</b>	<b>0.0</b>	<b>0.0</b>
5414 Alaska Permanent Fund Corporation Receipts	Rev - APFC Operations (109)		111,242.7	0.0	0.0