

State of Alaska FY2019 Governor's Operating Budget

Department of Revenue Treasury Division Component Budget Summary

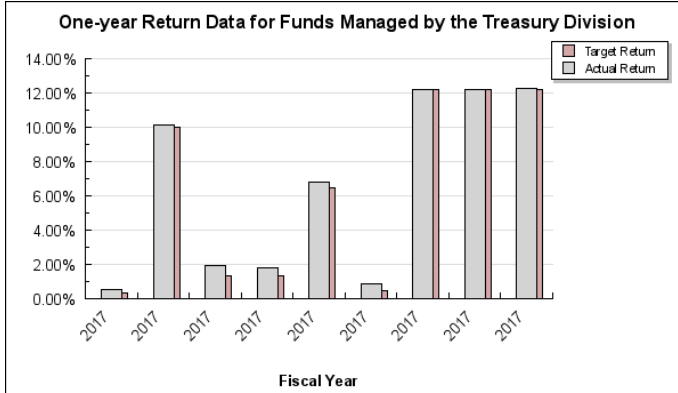
Component: Treasury Division

Contribution to Department's Mission

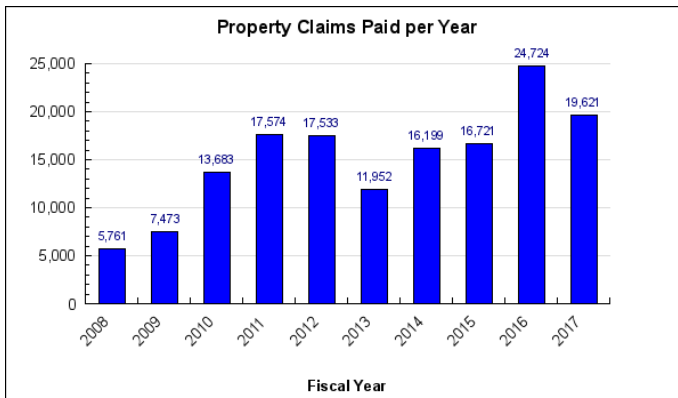
The mission of the Treasury Division is to manage the state's funds consistent with prudent investment guidelines and Governmental Accounting Standards Board (GASB) rules.

Results

(Additional performance information is available on the web at <https://omb.alaska.gov/results>.)



Target: Yields at which the state issues debt will not exceed 30 basis points of the applicable benchmark.



Core Services

- Manage the investment of state funds
- Maintain the state's credit rating and provide capital financing for state agencies
- Manage unclaimed property and reunite with owners

Measures by Core Service

(Additional performance information is available on the web at <https://omb.alaska.gov/results>.)

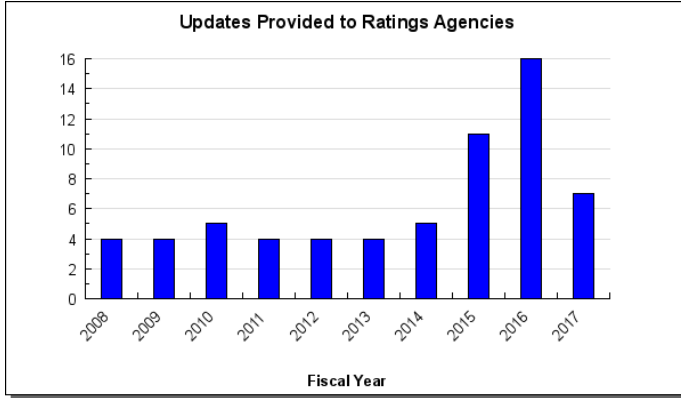
1. Manage the investment of state funds

Target: Increase average longevity of the investment officers to five years.

Target: At least four investment staff will have their Chartered Financial Analyst (CFA) designation.



2. Maintain the state's credit rating and provide capital financing for state agencies



3. Manage unclaimed property and reunite with owners

Target: Increase the number of first time reporting companies.

Major Component Accomplishments in 2017

- 24 of the 28 non-retirement funds managed by the Treasury Division met or exceeded the benchmark returns, including the General Fund and Other Non-segregated Investments (GeFONSI) and Constitutional Budget Reserve Funds.
- Staff longevity remained constant. Staff are continuing to pursue Chartered Financial Analyst (CFA) designation. Increased knowledge will be important as internally managed investments and the oversight of more complex investments grow.

Key Component Challenges

- Managing investment risk in the current low interest rate environment and during market volatility.
- Maintaining the State of Alaska's credit ratings. Regular communication of state current events and fiscal plans to the rating analysts as well as ensuring analysts' concerns are relayed to state leadership, are key to meeting this challenge. As of November 2017 Fitch and S&P rated Alaska as AA and Moody's at Aa3, after downgrades throughout the calendar year.

- Evaluating asset allocations and new investment opportunities.
- Responding to rapid changes and uncertainty in the banking industry, including regulatory issues and reserve requirements.
- State assets managed by Treasury staff, including the GeFONSI and the Constitutional Budget Reserve Fund, totaled \$11.1 billion at June 30, 2017; bringing total assets managed by Treasury to \$42 billion. Market volatility, increasingly complex and growing investment mandates and lagging growth in the number of Treasury staff continue to provide investment challenges.
- Maintaining contracts for new merchant services.
- Maintaining bank earnings rates adequate to pay for banking fees in the current low interest environment.

Significant Changes in Results to be Delivered in FY2019

No changes in results delivered.

Statutory and Regulatory Authority

AS 14.40.400	University of Alaska, Community Colleges, and Alaska Aerospace Development Corporation - Fund for Money from Sale or Lease of Land Granted By Act of Congress
AS 18.26	Alaska Medical Facility Authority
AS 18.56.110	Alaska Housing Finance Corporation - Bonds and Notes
AS 37.10	Public Finance – Public Funds
AS 37.15	Public Finance – Bonding
AS 37.10.220	Duties of the Alaska Retirement Management Board
AS 43.05.150	Administration of Revenue Laws - Collection of Money
AS 43.05.170	Payment of Warrants
AS 43.05.180	Accounting for State Funds
AS 44.25.020	Department of Revenue – Duties of Department

Contact Information
<p>Contact: Dan DeBartolo, Director, Administrative Services Phone: (907) 465-2312 Fax: (907) 465-1685 E-mail: daniel.debartolo@alaska.gov</p>

Treasury Division Personal Services Information				
Authorized Positions			Personal Services Costs	
	<u>FY2018</u> <u>Management</u> <u>Plan</u>	<u>FY2019</u> <u>Governor</u>		
Full-time	42	42	Annual Salaries	5,634,878
Part-time	1	1	Premium Pay	0
Nonpermanent	0	0	Annual Benefits	2,674,357
			<i>Less 3.73% Vacancy Factor</i>	<i>(309,719)</i>
			Lump Sum Premium Pay	5,184
Totals	43	43	Total Personal Services	8,004,700

Position Classification Summary					
Job Class Title	Anchorage	Fairbanks	Juneau	Others	Total
Accountant III	0	0	2	0	2
Accountant IV	0	0	5	0	5
Accountant V	0	0	1	0	1
Accounting Tech III	0	0	2	0	2
Administrative Assistant I	0	0	1	0	1
Administrative Officer II	0	0	1	0	1
Dep Commissioner	0	0	1	0	1
Office Assistant II	0	0	1	0	1
Operations Res Anl I	0	0	1	0	1
State Comptroller	0	0	1	0	1
State Investment Officer	0	0	27	0	27
Totals	0	0	43	0	43

Component Detail All Funds
Department of Revenue

Component: Treasury Division (121)
RDU: Taxation and Treasury (510)

Non-Formula Component

	FY2017 Actuals	FY2018 Conference Committee	FY2018 Authorized	FY2018 Management Plan	FY2019 Governor	FY2018 Management Plan vs FY2019 Governor	
71000 Personal Services	6,584.8	7,999.6	7,999.6	7,999.6	8,004.7	5.1	0.1%
72000 Travel	57.7	37.8	37.8	37.8	37.8	0.0	0.0%
73000 Services	1,155.3	2,441.5	2,441.5	2,441.5	1,875.6	-565.9	-23.2%
74000 Commodities	123.3	39.8	39.8	39.8	39.8	0.0	0.0%
75000 Capital Outlay	0.0	0.0	0.0	0.0	0.0	0.0	0.0%
77000 Grants, Benefits	0.0	0.0	0.0	0.0	0.0	0.0	0.0%
78000 Miscellaneous	0.0	0.0	0.0	0.0	0.0	0.0	0.0%
Totals	7,921.1	10,518.7	10,518.7	10,518.7	9,957.9	-560.8	-5.3%
Fund Sources:							
1004Gen Fund (UGF)	2,513.3	3,380.3	3,380.3	3,380.3	2,855.5	-524.8	-15.5%
1007I/A Rcpts (Other)	4,973.2	6,481.8	6,481.8	6,481.8	6,485.5	3.7	0.1%
1017Ben Sys (Other)	89.0	97.6	97.6	97.6	97.7	0.1	0.1%
1027Int Airprt (Other)	20.2	34.6	34.6	34.6	34.6	0.0	0.0%
1066Pub School (Other)	120.3	125.4	125.4	125.4	125.5	0.1	0.1%
1092MHTAAR (Other)	23.8	40.0	40.0	40.0	0.0	-40.0	-100.0%
1169PCE Endow (DGF)	181.3	359.0	359.0	359.0	359.1	0.1	0.0%
Unrestricted General (UGF)	2,513.3	3,380.3	3,380.3	3,380.3	2,855.5	-524.8	-15.5%
Designated General (DGF)	181.3	359.0	359.0	359.0	359.1	0.1	0.0%
Other Funds	5,226.5	6,779.4	6,779.4	6,779.4	6,743.3	-36.1	-0.5%
Federal Funds	0.0	0.0	0.0	0.0	0.0	0.0	0.0%
Positions:							
Permanent Full Time	41	42	42	42	42	0	0.0%
Permanent Part Time	0	1	1	1	1	0	0.0%
Non Permanent	1	0	0	0	0	0	0.0%

Change Record Detail - Multiple Scenarios with Descriptions
Department of Revenue

Component: Treasury Division (121)
RDU: Taxation and Treasury (510)

Scenario/Change Record Title	Trans Type	Totals	Personal Services	Travel	Services	Commodities	Capital Outlay	Grants, Benefits	Miscellaneous	Positions		NP
										PFT	PPT	
***** Changes From FY2018 Conference Committee To FY2018 Authorized *****												
FY2018 Conference Committee												
	ConfCom	10,518.7	7,999.6	37.8	2,441.5	39.8	0.0	0.0	0.0	42	1	0
1004 Gen Fund		3,380.3										
1007 I/A Rcpts		6,481.8										
1017 Ben Sys		97.6										
1027 Int Airprt		34.6										
1066 Pub School		125.4										
1092 MHTAAR		40.0										
1169 PCE Endow		359.0										
Subtotal		10,518.7	7,999.6	37.8	2,441.5	39.8	0.0	0.0	0.0	42	1	0
***** Changes From FY2018 Management Plan To FY2019 Governor *****												
FY2019 Salary and Health Insurance Increases												
	SalAdj	5.1	5.1	0.0	0.0	0.0	0.0	0.0	0.0	0	0	0
1004 Gen Fund		1.1										
1007 I/A Rcpts		3.7										
1017 Ben Sys		0.1										
1066 Pub School		0.1										
1169 PCE Endow		0.1										
Salary and Health Insurance Increases: \$5.1												
Calculate FY2019 increase to GGU Health Insurance from \$1389 to \$1432 per member per month.												
Reverse Mental Health Trust Recommendation												
	OTI	-40.0	0.0	0.0	-40.0	0.0	0.0	0.0	0.0	0	0	0
1092 MHTAAR		-40.0										
Reduce Authority Due to In House Resources Allocated to Alaska Retirement Management Board												
	Dec	-525.9	0.0	0.0	-525.9	0.0	0.0	0.0	0.0	0	0	0
1004 Gen Fund		-525.9										

The Treasury Division is responsible for managing the State's treasury and pension funds. The Treasury Division utilizes a cost allocation method to develop budgets and allocate costs equitably among each fund, trust, & client agency. There is a shift in assets under management which has a direct impact on how the Treasury Division allocates their expenses based on their federally approved cost allocation plan. With more funds managed by the Alaska Retirement Management Board (ARMB), ARMB will incur a higher percentage of costs and Treasury's costs will decrease from previous years. As a result, Treasury Division is able to reduce their general fund spending level.

Change Record Detail - Multiple Scenarios with Descriptions
Department of Revenue

Component: Treasury Division (121)
RDU: Taxation and Treasury (510)

Scenario/Change Record Title	Trans Type	Totals	Personal Services	Travel	Services	Commodities	Capital Outlay	Grants, Benefits	Miscellaneous	Positions		NP
										PFT	PPT	
	Totals	9,957.9	8,004.7	37.8	1,875.6	39.8	0.0	0.0	0.0	42	1	0

Personal Services Expenditure Detail
Department of Revenue

Scenario: FY2019 Governor (14641)
Component: Treasury Division (121)
RDU: Taxation and Treasury (510)

PCN	Job Class Title	Time Status	Retire Code	Barg Unit	Location	Salary Sched	Range / Step	Comp Months	Split / Count	Annual Salaries	COLA	Premium Pay	Annual Benefits	Total Costs	UGF Amount
04-?003	State Investment Officer	FT	A	XE	Juneau	N05	22	12.0		150,000	0	0	69,551	219,551	0
04-?004	State Investment Officer	FT	A	XE	Juneau	N05	22	12.0		150,000	0	0	69,551	219,551	0
04-0020	State Investment Officer	FT	A	XE	Juneau	N05	22 /	12.0		169,687	0	0	75,191	244,878	50,518
04-5001	Dep Commissioner	FT	A	XE	Juneau	99	28N / O	12.0		162,886	0	0	73,242	236,128	48,713
04-5002	State Comptroller	FT	A	XE	Juneau	N05	27K	12.0		137,664	0	0	66,016	203,680	42,019
04-5005	State Investment Officer	FT	A	XE	Juneau	N05	24 /	12.0		205,833	0	0	85,547	291,380	182,754
04-5007	Accountant V	FT	A	SS	Juneau	205	22E / F	12.0		94,354	0	0	51,647	146,001	11,651
04-5008	Accountant IV	FT	A	GP	Juneau	205	20F / G	12.0		84,085	0	0	46,559	130,644	26,952
04-5010	Accountant IV	FT	A	SS	Juneau	205	20J / K	12.0		89,732	0	0	50,039	139,771	28,835
04-5011	State Investment Officer	FT	A	XE	Juneau	N05	30 /	12.0		345,800	0	0	125,647	471,447	97,260
04-5012	State Investment Officer	FT	A	XE	Juneau	N05	24 /	12.0		251,897	0	0	98,744	350,641	9,608
04-5013	State Investment Officer	FT	A	XE	Juneau	N05	22 /	12.0		122,693	0	0	61,359	184,052	37,970
04-5018	Accounting Tech III	FT	A	GP	Juneau	205	16K	12.0		69,336	0	0	41,429	110,765	22,851
04-5020	Accountant III	FT	A	SS	Juneau	205	18C / D	12.0		67,836	0	0	42,424	110,260	22,747
04-5021	Accounting Tech III	FT	A	GP	Juneau	205	16C / D	12.0		56,569	0	0	36,989	93,558	2,236
04-5022	Operations Res Anl I	FT	A	GP	Juneau	205	21G / J	6.0	**	46,956	0	0	24,988	71,944	66,102
04-5024	State Investment Officer	FT	A	XE	Juneau	N05	22 /	12.0		239,713	0	0	95,253	334,966	8,006
04-5025	State Investment Officer	FT	A	XE	Juneau	N05	22	6.0	*	90,001	0	0	40,645	130,646	130,646
04-5029	State Investment Officer	FT	A	XE	Juneau	N05	24 /	12.0		190,569	0	0	81,174	271,743	56,061
04-5030	State Investment Officer	FT	A	XE	Juneau	N05	24 /	12.0		243,496	0	0	96,337	339,833	131,617
04-5032	State Investment Officer	FT	A	XE	Juneau	N05	22 /	12.0		160,080	0	0	72,439	232,519	0
04-5033	State Investment Officer	FT	A	XE	Juneau	N05	20 /	12.0		94,341	0	0	51,498	145,839	0
04-5037	State Investment Officer	FT	A	XE	Juneau	N05	20 /	12.0		119,815	0	0	60,358	180,173	113,005
04-5039	Administrative Assistant I	FT	A	GP	Juneau	205	12G	12.0		48,636	0	0	34,230	82,866	17,095
04-5040	State Investment Officer	FT	A	XE	Juneau	N05	20 /	12.0		93,999	0	0	51,379	145,378	11,601
04-5042	State Investment Officer	FT	A	XE	Juneau	N05	16 /	12.0		91,882	0	0	50,643	142,525	55,200
04-5043	State Investment Officer	FT	A	XE	Juneau	N05	22 /	12.0		266,801	0	0	103,014	369,815	231,948
04-5044	State Investment Officer	FT	A	XE	Juneau	N05	22 /	12.0		128,059	0	0	63,225	191,284	4,572
04-5045	Accountant IV	FT	A	GP	Juneau	205	20B / C	12.0		71,754	0	0	42,270	114,024	43,728
04-5046	Accountant III	FT	A	GP	Juneau	205	18A / B	12.0		61,984	0	0	38,872	100,856	20,807
04-5047	Accountant IV	FT	A	GP	Juneau	205	20B / C	12.0		72,600	0	0	42,565	115,165	23,759
04-5049	Accountant IV	FT	A	GP	Juneau	205	20B / C	12.0		72,506	0	0	42,532	115,038	2,749
04-8015	Office Assistant II	PT	A	GP	Juneau	205	10A	6.0		17,760	0	0	14,834	32,594	6,724
04-9500	Administrative Officer II	FT	A	SS	Juneau	205	19D / E	12.0		76,024	0	0	45,271	121,295	25,023
04-X005	State Investment Officer	FT	A	XE	Juneau	N05	18 /	12.0		127,173	0	0	62,917	190,090	73,622
04-X006	State Investment Officer	FT	A	XE	Juneau	N05	22 /	12.0		181,206	0	0	78,491	259,697	6,207
04-X020	State Investment Officer	FT	A	XE	Juneau	N05	22 /	12.0		111,543	0	0	57,481	169,024	0
04-X021	State Investment Officer	FT	A	XE	Juneau	N05	22 /	12.0		151,323	0	0	69,930	221,253	0

Note: If a position is split, an asterisk (*) will appear in the Split/Count column. If the split position is also counted in the component, two asterisks (**) will appear in this column. [No valid job title] appearing in the Job Class Title indicates that the PCN has an invalid class code or invalid range for the class code effective date of this scenario.

Personal Services Expenditure Detail
Department of Revenue

Scenario: FY2019 Governor (14641)
Component: Treasury Division (121)
RDU: Taxation and Treasury (510)

PCN	Job Class Title	Time Status	Retire Code	Barg Unit	Location	Salary Sched	Range / Step	Comp Months	Split / Count	Annual Salaries	COLA	Premium Pay	Annual Benefits	Total Costs	UGF Amount
04-X035	State Investment Officer	FT	A	XE	Juneau	N05	18 /	12.0		94,341	0	0	51,498	145,839	3,996
04-X074	State Investment Officer	FT	A	XE	Juneau	N05	22 /	12.0		128,064	0	0	63,227	191,291	5,241
04-X075	State Investment Officer	FT	A	XE	Juneau	N05	22 /	12.0		90,712	0	0	50,236	140,948	3,862
04-X084	State Investment Officer	FT	A	XE	Juneau	N05	22 /	12.0		154,375	0	0	70,804	225,179	6,170
04-X085	State Investment Officer	FT	A	XE	Juneau	N05	22 /	12.0		133,400	0	0	64,795	198,195	124,308
04-X086	State Investment Officer	FT	A	XE	Juneau	N05	22 /	12.0		117,393	0	0	59,516	176,909	36,496
													Total Salary Costs:	5,634,878	
													Total COLA:	0	
													Total Premium Pay:	0	
													Total Benefits:	2,674,357	
													Total Pre-Vacancy:	8,309,235	
													Minus Vacancy Adjustment of 3.73%:	(309,719)	
													Total Post-Vacancy:	7,999,516	
													Plus Lump Sum Premium Pay:	5,184	
													Personal Services Line 100:	8,004,700	

PCN Funding Sources:	Pre-Vacancy	Post-Vacancy	Percent
1004 General Fund Receipts	1,792,657	1,725,837	21.57%
1007 Interagency Receipts	6,138,063	5,909,273	73.87%
1017 Benefits Systems Receipts	83,744	80,622	1.01%
1027 International Airport Revenue Fund	21,994	21,174	0.26%
1066 Public School Trust Fund	105,493	101,560	1.27%
1169 PCE Endowment Fund	167,285	161,049	2.01%
Total PCN Funding:	8,309,235	7,999,516	100.00%

Lump Sum Funding Sources:	Amount	Percent
1169 General Fund Receipts	1,797	35.00%
1169 Interagency Receipts	3,162	61.00%
1169 Benefits Systems Receipts	44	1.00%
1169 International Airport Revenue Fund	12	0.00%
1169 Public School Trust Fund	64	1.00%
1169 PCE Endowment Fund	105	2.00%
Total Lump Sum Funding:	5,184	100.00%

Note: If a position is split, an asterisk (*) will appear in the Split/Count column. If the split position is also counted in the component, two asterisks (**) will appear in this column. [No valid job title] appearing in the Job Class Title indicates that the PCN has an invalid class code or invalid range for the class code effective date of this scenario.

Personal Services Expenditure Detail
Department of Revenue

Scenario: FY2019 Governor (14641)
Component: Treasury Division (121)
RDU: Taxation and Treasury (510)

Note: If a position is split, an asterisk (*) will appear in the Split/Count column. If the split position is also counted in the component, two asterisks (**) will appear in this column.
[No valid job title] appearing in the Job Class Title indicates that the PCN has an invalid class code or invalid range for the class code effective date of this scenario.

Line Item Detail (1676)
Department of Revenue
Travel

Component: Treasury Division (121)

Line Number	Line Name		FY2017 Actuals	FY2018 Management Plan	FY2019 Governor
2000	Travel		57.7	37.8	37.8
Object Class	Servicing Agency	Explanation	FY2017 Actuals	FY2018 Management Plan	FY2019 Governor
2000 Travel Detail Totals			57.7	37.8	37.8
2000	In-State Employee Travel	Employee instate travel - airfare, lodging, surface transportation, reimbursable travel costs, and meal & incidentals	5.2	17.0	17.0
2002	Out of State Employee Travel	Employee out of state travel - airfare, lodging, surface transportation, reimbursable travel costs, and meal & incidentals	41.1	20.8	20.8
2003	Out of State Non-Employee Travel	Non-Employee out of state travel - airfare, lodging, surface transportation, reimbursable travel costs, and meal & incidentals	1.4	0.0	0.0
2005	Moving Costs	Move costs	10.0	0.0	0.0

Line Item Detail (1676)
Department of Revenue
Services

Component: Treasury Division (121)

Line Number	Line Name		FY2017 Actuals	FY2018 Management Plan	FY2019 Governor
3000	Services		1,155.3	2,441.5	1,875.6
Object Class	Servicing Agency	Explanation	FY2017 Actuals	FY2018 Management Plan	FY2019 Governor
3000 Services Detail Totals			1,155.3	2,441.5	1,875.6
3000	Education Services	Training, conferences, memberships, and employee tuition	8.4	10.0	10.0
3001	Financial Services	Accounting, auditing, management/consulting services	345.0	1,206.2	640.3
3003	Information Technology	IT training, consulting, software licensing, software maintenance, and IT equipment leases	433.5	511.3	511.3
3004	Telecommunications	Local, long distance, cellular and telecommunications equipment charges; data/network; and television	17.0	20.0	20.0
3006	Delivery Services	Delivery and courier services	0.3	0.3	0.3
3007	Advertising and Promotions	Advertising of legal notices for regulations and public hearings	0.2	0.4	0.4
3009	Structure/Infrastructure/Land	Repairs/maintenance of structures or infrastructure	9.0	2.4	2.4
3010	Equipment/Machinery	Repairs, maintenance, rentals and/or leases of office furniture and equipment	8.3	8.0	8.0
3011	Other Services	Professional management and consulting services; printing and copying services; and State Travel Office fees	0.4	16.0	16.0
3017	Inter-Agency Information Technology Non-Telecommunications	Admin - Department-wide ETS chargeback for computer services (including EPR and MICS charges for mainframe usage)	-4.8	10.0	10.0

Line Item Detail (1676)
Department of Revenue
Services

Component: Treasury Division (121)

Object Class		Servicing Agency	Explanation	FY2017 Actuals	FY2018 Management Plan	FY2019 Governor
3000 Services Detail Totals				1,155.3	2,441.5	1,875.6
3018	Inter-Agency Information Technology Telecommunications	Admin - Department-wide	ETS chargeback for telecommunications EPR, phone lines and service requests	33.4	33.1	33.1
3020	Inter-Agency Building Maintenance	Admin - Department-wide	Building maintenance performed by Division of General Services	0.7	0.3	0.3
3021	Inter-Agency Mail	Admin - Department-wide	Central mailroom services including pickup and delivery of U.S. mail, postage, mailing of state warrants	0.8	4.0	4.0
3022	Inter-Agency Human Resources	Admin - Department-wide	Human resource and payroll services provided by the Division of Personnel	8.7	12.3	12.3
3023	Inter-Agency Building Leases	Admin - Department-wide	Cost of space in state-owned facilities	52.5	57.1	57.1
3026	Inter-Agency Insurance	Admin - Department-wide	Risk Management	0.3	0.4	0.4
3027	Inter-Agency Financial	Admin - Department-wide	Division of Finance IRIS and AKPAY	44.8	18.5	18.5
3028	Inter-Agency Americans with Disabilities Act Compliance	Admin - Department-wide	ADA compliance	0.0	0.1	0.1
3029	Inter-Agency Education/Training	Admin - Department-wide	Training provided by state agencies – Division of General Services and Division of Finance training for procurement and ALDER reporting	0.0	0.5	0.5
3031	Inter-Agency Construction	Admin - Department-wide	Construction work provided by Division of General Services	0.0	0.7	0.7
3036	Inter-Agency Safety	Admin - Department-wide	Parking enforcement at State Office Building located in Juneau	0.7	1.4	1.4
3038	Inter-Agency Management/Consulting	Admin - Department-wide	Investment auditing and consulting services provided by Retirement & Benefits	41.7	24.5	24.5
3038	Inter-Agency Management/Consulting	Rev - Administrative Services (125)	Support services provided by the Administrative Services Division including fiscal, budget, IT, and procurement	134.4	428.0	428.0

Line Item Detail (1676)
Department of Revenue
Services

Component: Treasury Division (121)

Object Class		Servicing Agency	Explanation	FY2017 Actuals	FY2018 Management Plan	FY2019 Governor
3000 Services Detail Totals				1,155.3	2,441.5	1,875.6
3038	Inter-Agency Management/Consulting	Rev - Commissioner's Office (123)	Support services provided by Commissioner's Office	20.0	54.0	54.0
3038	Inter-Agency Management/Consulting	Admin - Department-wide	Actuarial consulting	0.0	22.0	22.0

Line Item Detail (1676)
Department of Revenue
Commodities

Component: Treasury Division (121)

Line Number	Line Name		FY2017 Actuals	FY2018 Management Plan	FY2019 Governor
4000	Commodities		123.3	39.8	39.8
Object Class	Servicing Agency	Explanation	FY2017 Actuals	FY2018 Management Plan	FY2019 Governor
4000 Commodities Detail Totals			123.3	39.8	39.8
4000	Business	Business supplies including book and educational equipment and furniture; office supplies; desktop computers, printers and IT equipment less than \$5,000 per item; and subscriptions including electronic access to information	123.3	38.5	38.5
4002	Household/Institutional	Institutional supplies	0.0	1.3	1.3

Revenue Detail (1681)
Department of Revenue

Component: Treasury Division (121)

Revenue Type (OMB Fund Code) Revenue Source	Component	Comment	FY2017 Actuals	FY2018 Management Plan	FY2019 Governor
5007 I/A Rcpts (1007 I/A Rcpts)			4,973.2	6,481.8	6,485.5
5301 Inter-Agency Receipts	Commerce - Department-wide	RSA with AIDEA for board travel expense reimbursement	1.6	0.0	0.0
5301 Inter-Agency Receipts	FishGm - Department-wide	Unbudgeted RSA for Exxon Valdez Oil Spill (EVOS) Fund investment management	37.2	0.0	0.0
5301 Inter-Agency Receipts	Rev - AHFC Operations (110)	Unbudgeted RSA for AHFC investment management	96.7	0.0	0.0
5301 Inter-Agency Receipts	Rev - AK Retirement Management Board (2813)	RSA with the Alaska Retirement Management Board for investment management of pension funds.	4,779.8	6,481.8	6,485.5
5301 Inter-Agency Receipts	Rev - APFC Operations (109)	Unbudgeted RSA for shared Yield Book software subscription	39.1	0.0	0.0
5301 Inter-Agency Receipts	Rev - Mental Health Trust Operations (1423)	Unbudgeted RSA for investment management	7.5	0.0	0.0
5301 Inter-Agency Receipts	Trans - Department-wide	Unbudgeted RSA for International Airport Construction Fund investment management	11.3	0.0	0.0
6004 Gen Fund (1004 Gen Fund)			10.2	0.0	0.0
6046 General Fund - Prior Year Reimbursement Recovery			10.1	0.0	0.0
6047 General Fund - Miscellaneous			0.1	0.0	0.0

Inter-Agency Services (1682)
Department of Revenue

Component: Treasury Division (121)

				FY2017 Actuals	FY2018 Management Plan	FY2019 Governor
Component Totals				333.2	666.9	666.9
With Department of Administration				178.8	184.9	184.9
With Department of Revenue				154.4	482.0	482.0
Object Class	Servicing Agency	Explanation	FY2017 Actuals	FY2018 Management Plan	FY2019 Governor	
3017	Inter-Agency Information Technology Non-Telecommunications	Admin - Department-wide ETS chargeback for computer services (including EPR and MICS charges for mainframe usage)	-4.8	10.0	10.0	
3018	Inter-Agency Information Technology Telecommunications	Admin - Department-wide ETS chargeback for telecommunications EPR, phone lines and service requests	33.4	33.1	33.1	
3020	Inter-Agency Building Maintenance	Admin - Department-wide Building maintenance performed by Division of General Services	0.7	0.3	0.3	
3021	Inter-Agency Mail	Admin - Department-wide Central mailroom services including pickup and delivery of U.S. mail, postage, mailing of state warrants	0.8	4.0	4.0	
3022	Inter-Agency Human Resources	Admin - Department-wide Human resource and payroll services provided by the Division of Personnel	8.7	12.3	12.3	
3023	Inter-Agency Building Leases	Admin - Department-wide Cost of space in state-owned facilities	52.5	57.1	57.1	
3026	Inter-Agency Insurance	Admin - Department-wide Risk Management	0.3	0.4	0.4	
3027	Inter-Agency Financial	Admin - Department-wide Division of Finance IRIS and AKPAY	44.8	18.5	18.5	
3028	Inter-Agency Americans with Disabilities Act Compliance	Admin - Department-wide ADA compliance	0.0	0.1	0.1	
3029	Inter-Agency Education/Training	Admin - Department-wide Training provided by state agencies – Division of General Services and Division of Finance training for procurement and ALDER reporting	0.0	0.5	0.5	
3031	Inter-Agency Construction	Admin - Department-wide Construction work provided by Division of General Services	0.0	0.7	0.7	
3036	Inter-Agency Safety	Admin - Department-wide Parking enforcement at State Office	0.7	1.4	1.4	
FY2019 Governor Department of Revenue				Released December 15, 2017 Page 18		

Inter-Agency Services (1682)
Department of Revenue

Component: Treasury Division (121)

Object Class		Servicing Agency	Explanation	FY2017 Actuals	FY2018 Management Plan	FY2019 Governor
3038	Inter-Agency Management/Consulting	Admin - Department-wide	Building located in Juneau Investment auditing and consulting services provided by Retirement & Benefits	41.7	24.5	24.5
3038	Inter-Agency Management/Consulting	Rev - Administrative Services (125)	Support services provided by the Administrative Services Division including fiscal, budget, IT, and procurement	134.4	428.0	428.0
3038	Inter-Agency Management/Consulting	Rev - Commissioner's Office (123)	Support services provided by Commissioner's Office	20.0	54.0	54.0
3038	Inter-Agency Management/Consulting	Admin - Department-wide	Actuarial consulting	0.0	22.0	22.0