

State of Alaska
FY2019 Governor's Operating Budget

Department of Revenue
Tax Division
Component Budget Summary

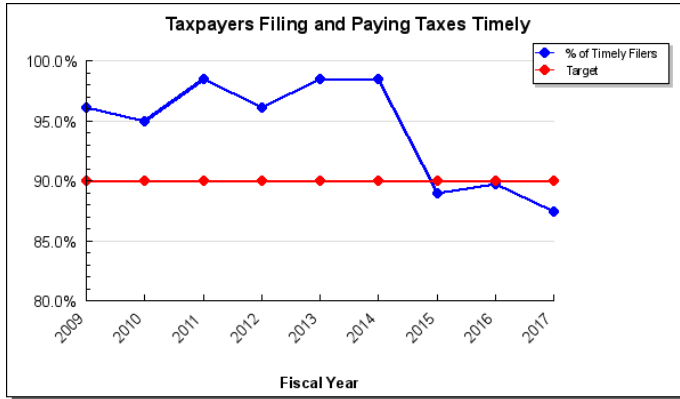
Component: Tax Division

Contribution to Department's Mission

The mission of the Tax Division is to collect taxes, inform stakeholders, and regulate charitable gaming.

Results

(Additional performance information is available on the web at <https://omb.alaska.gov/results>.)



Core Services

- Enforce tax statutes
- Enforce charitable gaming statutes
- Facilitate voluntary compliance
- Increase number of audit hours

Measures by Core Service

(Additional performance information is available on the web at <https://omb.alaska.gov/results>.)

1. Enforce tax statutes

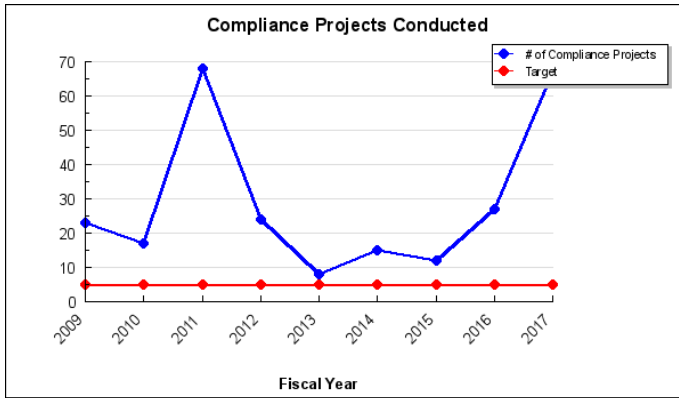
Target: Open 10 new audit cases (taxpayers that have not been audited by the Tax Division in the prior five years).

2. Enforce charitable gaming statutes

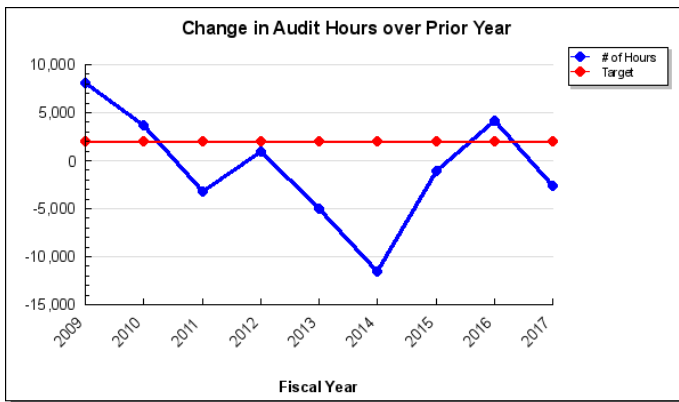
Target: Conduct 50 gaming inspections each year.



3. Facilitate voluntary compliance



4. Increase number of audit hours



Major Component Accomplishments in 2017

- Provided assistance and testimony on critical legislation to affect changes in Alaska’s oil and gas production tax as part of the governor’s overall plan to make Alaska more competitive as an oil production state.
- Assisted both the governor and the legislature in addressing the significant budget issues the state is facing. Assisted in drafting an income tax bill that passed the house but not the senate. Provided information and testimony on tax bills as well as proposed changes to motor fuel tax rates.
- Continued the process of implementing the Tax Revenue Management System (TRMS). Fully implemented Fisheries Related Taxes, Telephone and Electric Cooperatives, Regulatory Cost, Marijuana, and Charitable Gaming. This was the final of three major rollouts. However, with legislative changes to the Oil and Gas Production Tax, major changes to the software have needed to be made. The software is functioning as designed and is saving the state money since we are now able to do more with less staff.
- Collected our first year of marijuana revenue. Total collections for FY 17 were \$1.7 million—the bulk of that

was paid in cash and the Division safely and successfully processed all of the cash in house. FY 17 collections did not meet projections because licensing took longer than expected. Current supply of legal marijuana is not yet meeting the demand. Therefore, tax collections are still under projections.

- Continued to provide critical resources in support of project development regarding a gas line.
- Distributed shared taxes and fees of approximately \$45.9 million to 123 communities throughout Alaska.
- Reviewed, approved and issued the final film tax credit which was qualified under the original program. The film tax credit program was repealed in 2015.

Key Component Challenges

- Conducting and completing audits of oil and gas production tax returns as there have been three major updates to the oil and gas production tax statutes over the last eight years to make necessary changes with those updates.
- Accurately evaluating current and potential revenue sources and improving the quality of the financial data collected to support revenue forecasts with the goal of developing a stable fiscal policy for the state.
- Estimating oil and gas revenues in light of the highly volatile oil and gas market coupled with uncertainties in the U.S. and global economies.
- Continuing to contribute in efforts to start large-scale natural gas development in-state and commercialization of North Slope natural gas reserves.
- Creating and implementing education programs to ensure that Alaskans understand and comply with Alaska's tax laws.
- Although the Alaska Film Office was repealed in 2015, outstanding credits are still allowed to be sold and transferred by their owners. We continue to issue transferred credits with existing resources.
- Implementing changes to the oil and gas production statutes. This includes drafting new regulations and reprogramming and testing TRMS for the changes. This is a significant undertaking requiring many resources in the Division.
- Updating Corporate Income Tax and Marijuana Tax regulations to better clarify disputed issues.

Significant Changes in Results to be Delivered in FY2019

- Increased electronic filing by all tax types.
- Receive and process a projected \$12 million in marijuana tax payments.

Statutory and Regulatory Authority

AS 04.11*	Alcoholic Beverages – Licensing
AS 05.15	Games of Chance and Contests of Skill
AS 05.16	Games of Chance and Contests of Skill on Ships Operating on Waters within the Jurisdiction of Alaska
AS 10.25*	Electric and Telephone Cooperative Act
AS 16.51	Alaska Seafood Marketing Institute
AS 43.05	Administration of Revenue Laws
AS 43.10	Enforcement and Collection of Taxes
AS 43.19	Multi-state Tax Compact
AS 43.20	Alaska Net Income Tax Act

- AS 43.31 Estate Tax Law of Alaska
- AS 43.40* Motor Fuel Tax
- AS 43.50 Tobacco Taxes and Sales
- AS 43.52* Transportation Taxes
- AS 43.55 Oil and Gas Production Tax and Oil Surcharge
- AS 43.56 Oil and Gas Exploration, Production, and Pipeline Transportation Property Taxes
- AS 43.60 Excise Tax on Alcoholic Beverages
- AS 43.65 Mining License Tax
- AS 43.75* Fisheries Business License and Taxes
- AS 43.76 Fisheries Taxes and Assessments
- AS 43.77* Fishery Resource Landing Tax
- AS 43.80 Salmon Price Reports
- AS 43.82 Alaska Stranded Gas Development Act
- AS 43.98 Miscellaneous Provisions
- AS 42.05 Alaska Public Utilities Regulatory Act
- AS 42.06 Pipeline Act
- 26 U.S.C. 38 Internal Revenue Code
- 15 AAC 05 Administration of Revenue Laws
- 15 AAC 10 Enforcement
- 15 AAC 19 Multi-state Tax Compact
- 15 AAC 20 Alaska Net Income Tax
- 15 AAC 40 Motor Fuel Tax
- 15 AAC 50 Cigarette Tax
- 15 AAC 52 Transportation Taxes
- 15 AAC 55 Oil and Gas Properties Production Tax
- 15 AAC 56 Oil and Gas Exploration, Production and Pipeline Transportation Property Tax
- 15 AAC 60 Excise Tax on Alcoholic Beverages
- 15 AAC 65 Mining License Tax
- 15 AAC 75 Fisheries Business Tax
- 15 AAC 76 Salmon Enhancement Tax
- 15 AAC 77 Fishery Resource Landing Tax
- 15 AAC 80 Salmon Prices
- 15 AAC 98 Tire Fees
- 15 AAC 116 Fish and Game Licensing and Seafood Marketing Assessment
- 15 AAC 160 Authorized Games of Chance and Skill

* Statutes provide for sharing taxes and fees

Contact Information

Contact: Dan DeBartolo, Administrative Services
Phone: (907) 465-2312
Fax: (907) 465-1685
E-mail: daniel.debartolo@alaska.gov

Tax Division Personal Services Information				
Authorized Positions			Personal Services Costs	
	FY2018 Management Plan	FY2019 Governor		
Full-time	108	107	Annual Salaries	8,692,213
Part-time	0	0	Premium Pay	0
Nonpermanent	0	0	Annual Benefits	4,903,743
			<i>Less 5.82% Vacancy Factor</i>	<i>(791,448)</i>
			Lump Sum Premium Pay	2,592
Totals	108	107	Total Personal Services	12,807,100

Position Classification Summary					
Job Class Title	Anchorage	Fairbanks	Juneau	Others	Total
Accountant III	0	0	1	0	1
Accountant IV	0	0	1	0	1
Accounting Tech III	0	0	4	0	4
Administrative Assistant I	1	0	0	0	1
Administrative Officer I	0	0	1	0	1
Analyst/Programmer II	0	0	1	0	1
Analyst/Programmer V	0	0	1	0	1
Appraiser II	1	0	0	0	1
Audit Master	3	0	0	0	3
Chief of Revenue Operations	0	0	1	0	1
Chief, Revenue Economic Researc	0	0	1	0	1
Commercial Analyst	1	0	0	0	1
Corporate Income Tax Audit I	2	0	0	0	2
Corporate Income Tax Audit III	3	0	1	0	4
Corporate Income Tax Audit IV	4	0	0	0	4
Deputy Director, Tax Division	1	0	0	0	1
Director, Tax Division	0	0	1	0	1
Economist II	1	0	2	0	3
Income & Excise Tax Specialist	1	0	0	0	1
Investigator III	2	0	1	0	3
Investigator IV	1	0	0	0	1
Microfilm/Imaging Oper I	0	0	1	0	1
Microfilm/Imaging Oper II	0	0	1	0	1
Office Assistant II	0	0	2	0	2
Oil & Gas Revenue Auditor I	2	0	0	0	2
Oil & Gas Revenue Auditor II	1	0	0	0	1
Oil & Gas Revenue Auditor III	8	0	0	0	8
Oil & Gas Revenue Auditor IV	3	0	0	0	3
Petroleum Economist I	2	0	0	0	2
Petroleum Economist II	0	0	1	0	1
Program Coordinator II	0	0	1	0	1
Project Assistant	1	0	0	0	1
Publications Spec II	0	0	1	0	1
Revenue Appeals Officer I	1	0	0	0	1
Revenue Appeals Officer II	3	0	0	0	3
Revenue Appeals Supervisor	1	0	0	0	1
Revenue Audit Supvr I	0	0	2	0	2

Position Classification Summary					
Job Class Title	Anchorage	Fairbanks	Juneau	Others	Total
Revenue Audit Supvr II	4	0	0	0	4
State Petro Prop Assess	1	0	0	0	1
Systems Programmer II	0	0	3	0	3
Tax Auditor I	0	0	2	0	2
Tax Auditor III	6	0	1	0	7
Tax Auditor IV	3	0	0	0	3
Tax Technician I	0	0	3	0	3
Tax Technician II	2	0	2	0	4
Tax Technician III	5	0	4	0	9
Tax Technician IV	2	0	1	0	3
Totals	66	0	41	0	107

Component Detail All Funds
Department of Revenue

Component: Tax Division (2476)
RDU: Taxation and Treasury (510)

Non-Formula Component

	FY2017 Actuals	FY2018 Conference Committee	FY2018 Authorized	FY2018 Management Plan	FY2019 Governor	FY2018 Management Plan vs FY2019 Governor	
71000 Personal Services	11,983.0	12,373.0	12,373.0	12,767.1	12,807.1	40.0	0.3%
72000 Travel	44.8	100.0	100.0	100.0	100.0	0.0	0.0%
73000 Services	2,143.6	2,561.5	2,561.5	2,136.4	2,136.4	0.0	0.0%
74000 Commodities	73.0	59.0	59.0	90.0	90.0	0.0	0.0%
75000 Capital Outlay	0.0	0.0	0.0	0.0	0.0	0.0	0.0%
77000 Grants, Benefits	0.0	0.0	0.0	0.0	0.0	0.0	0.0%
78000 Miscellaneous	0.0	0.0	0.0	0.0	0.0	0.0	0.0%
Totals	14,244.4	15,093.5	15,093.5	15,093.5	15,133.5	40.0	0.3%
Fund Sources:							
1004Gen Fund (UGF)	13,292.1	13,276.4	13,276.4	13,276.4	13,310.3	33.9	0.3%
1005GF/Prgm (DGF)	763.6	771.0	771.0	771.0	773.0	2.0	0.3%
1061CIP Rcpts (Other)	95.0	952.0	952.0	952.0	955.7	3.7	0.4%
1105PFund Rcpt (Other)	93.7	94.1	94.1	94.1	94.5	0.4	0.4%
Unrestricted General (UGF)	13,292.1	13,276.4	13,276.4	13,276.4	13,310.3	33.9	0.3%
Designated General (DGF)	763.6	771.0	771.0	771.0	773.0	2.0	0.3%
Other Funds	188.7	1,046.1	1,046.1	1,046.1	1,050.2	4.1	0.4%
Federal Funds	0.0	0.0	0.0	0.0	0.0	0.0	0.0%
Positions:							
Permanent Full Time	110	104	104	108	107	-1	-0.9%
Permanent Part Time	0	0	0	0	0	0	0.0%
Non Permanent	0	0	0	0	0	0	0.0%

Change Record Detail - Multiple Scenarios with Descriptions
Department of Revenue

Component: Tax Division (2476)
RDU: Taxation and Treasury (510)

Scenario/Change Record Title	Trans Type	Totals	Personal Services	Travel	Services	Commodities	Capital Outlay	Grants, Benefits	Miscellaneous	Positions		NP
										PFT	PPT	
***** Changes From FY2018 Conference Committee To FY2018 Authorized *****												
FY2018 Conference Committee												
	ConfCom	15,093.5	12,373.0	100.0	2,561.5	59.0	0.0	0.0	0.0	104	0	0
1004 Gen Fund		13,276.4										
1005 GF/Prgm		771.0										
1061 CIP Rcpts		952.0										
1105 PFund Rcpt		94.1										
Subtotal		15,093.5	12,373.0	100.0	2,561.5	59.0	0.0	0.0	0.0	104	0	0
***** Changes From FY2018 Authorized To FY2018 Management Plan *****												
Transfer Investigator Positions Back to Revenue from Department of Public Safety												
	Atrin	0.0	0.0	0.0	0.0	0.0	0.0	0.0	0.0	4	0	0
Criminal Investigations Unit (CIU) Investigators will be transferred back into the Department of Revenue from the Department of Public Safety as they will not be commissioned as Peace Officers.												
Budget authority was retained by the department to fund a reimbursable services agreement and will be transferred out of services and into personal services.												
Nine CIU positions are being transferred back into the Department of Revenue:												
PFD Division:												
Full-time Investigator III (04-6095), range 18, located in Juneau												
Full-time Investigator III (04-6101), range 18, located in Anchorage												
Child Support Services Division:												
Full-time Investigator IV (04-7058), range 20, located in Anchorage												
Full-time Investigator III (04-7228), range 18, located in Anchorage												
Tax Division:												
Full-time Investigator IV (08-2077), range 20, located in Anchorage												
Full-time Investigator III (08-2078), range 18, located in Anchorage												
Full-time Investigator III (04-3249), range 18, located in Anchorage												
Full-time Investigator III (04-3256), range 18, located in Anchorage												
Criminal Investigations Unit located in the Commissioner's Office:												
Full-time Dept Investigations Manager (04-0022), range 22, located in Anchorage												
Align Authority for Criminal Investigations Unit Investigators												
	LIT	0.0	444.9	0.0	-444.9	0.0	0.0	0.0	0.0	0	0	0
Criminal Investigations Unit (CIU) Investigators will be transferred back into the Department of Revenue from the Department of Public Safety as they will not be												

Change Record Detail - Multiple Scenarios with Descriptions
Department of Revenue

Component: Tax Division (2476)
RDU: Taxation and Treasury (510)

Scenario/Change Record Title	Trans Type	Totals	Personal Services	Travel	Services	Commodities	Capital Outlay	Grants, Benefits	Miscellaneous	Positions		NP
										PFT	PPT	

commissioned as Peace Officers.

Budget authority was retained by the department to fund a reimbursable services agreement and will be transferred out of services and into personal services.

Align Authority for Anticipated Rate Increases in Services and Commodities

LIT	0.0	-50.8	0.0	19.8	31.0	0.0	0.0	0.0	0	0	0
-----	-----	-------	-----	------	------	-----	-----	-----	---	---	---

General Fund Line Item Transfer from Personal Services of \$50.8 to Services and Commodities to fund anticipated expenditure increases while remaining within recommended vacancy factor range:

- 3000
 Software licensing increase of 5.0
 Advertising increase of 3.0 (anticipated public notices)
 Utility increase of 8.0 (anticipated increase in record destruction)
 Other/ Management & Copying increase of 3.8 (anticipated increase in tobacco stamp orders)

- 4000
 Books increase of 3.0 (replacement of Internal Revenue Codes and other Tax-specific publications)
 Equipment/Furniture/Office Supplies increase of 7.0 (anticipated increased need)
 Information Technology increase 18.0 (anticipated computer refresh scheduling)
 Subscriptions increase of 3.0 (anticipated rate increases)

Subtotal	15,093.5	12,767.1	100.0	2,136.4	90.0	0.0	0.0	0.0	108	0	0
-----------------	-----------------	-----------------	--------------	----------------	-------------	------------	------------	------------	------------	----------	----------

***** **Changes From FY2018 Management Plan To FY2019 Governor** *****

FY2019 Salary and Health Insurance Increases

SalAdj	40.0	40.0	0.0	0.0	0.0	0.0	0.0	0.0	0	0	0
1004 Gen Fund	33.9										
1005 GF/Prgm	2.0										
1061 CIP Rcpts	3.7										
1105 PFund Rcpt	0.4										

Salary and Health Insurance Increases: \$40.0

Calculate FY2019 increase to GGU Health Insurance from \$1389 to \$1432 per member per month.

Transfer Vacant Accounting Tech (04-2096) to Office of the Commissioner from Tax

Trout	0.0	0.0	0.0	0.0	0.0	0.0	0.0	0.0	-1	0	0
-------	-----	-----	-----	-----	-----	-----	-----	-----	----	---	---

In FY2018 a vacant Accounting Tech II position located in Anchorage was transferred from the Tax Division into Office of the Commissioner. This position was deleted and an Executive Secretary III position was created.

Change Record Detail - Multiple Scenarios with Descriptions
Department of Revenue

Component: Tax Division (2476)
RDU: Taxation and Treasury (510)

Scenario/Change Record Title	Trans Type	Totals	Personal Services	Travel	Services	Commodities	Capital Outlay	Grants, Benefits	Miscellaneous	Positions		NP
										PFT	PPT	
Position transferred and deleted: Full-time Accounting tech II (04-2096), range 14, located in Anchorage												
Transfer Investigator Position to Permanent Fund Dividend Division												
	Trout	0.0	0.0	0.0	0.0	0.0	0.0	0.0	0.0	-1	0	0
The Tax Division and Permanent Fund Divided (PFD) Division are swapping positions based on duties and workload.												
PFD Division to Tax Division: Full-time Investigator III (04-6095), range 18, located in Juneau												
Tax Division to PFD Division: Full-time Investigator III (08-2078), range 18, located in Anchorage												
Transfer Investigator Position from Permanent Fund Dividend Division												
	Trin	0.0	0.0	0.0	0.0	0.0	0.0	0.0	0.0	1	0	0
The Tax Division and Permanent Fund Divided (PFD) Division are swapping positions based on duties and workload.												
PFD Division to Tax Division: Full-time Investigator III (04-6095), range 18, located in Juneau												
Tax Division to PFD Division: Full-time Investigator III (08-2078), range 18, located in Anchorage												
	Totals	15,133.5	12,807.1	100.0	2,136.4	90.0	0.0	0.0	0.0	107	0	0

Personal Services Expenditure Detail
Department of Revenue

Scenario: FY2019 Governor (14641)
Component: Tax Division (2476)
RDU: Taxation and Treasury (510)

PCN	Job Class Title	Time Status	Retire Code	Barg Unit	Location	Salary Sched	Range / Step	Comp Months	Split / Count	Annual Salaries	COLA	Premium Pay	Annual Benefits	Total Costs	UGF Amount
04-0017	Economist II	FT	A	GP	Juneau	205	18A / B	12.0		62,073	0	0	38,903	100,976	100,976
04-0021	Chief,Revenue Economic Researc	FT	A	SS	Juneau	205	26J / K	12.0		131,863	0	0	64,498	196,361	196,361
04-1035	Analyst/Programmer V	FT	A	SS	Juneau	205	22J / K	12.0		101,816	0	0	54,242	156,058	78,029
04-1145	Accounting Tech III	FT	A	GP	Juneau	205	16A / B	12.0		53,320	0	0	35,859	89,179	89,179
04-2004	Tax Technician III	FT	A	GP	Juneau	205	14B / C	12.0		47,118	0	0	33,702	80,820	0
04-2005	Tax Auditor I	FT	A	GP	Juneau	205	16A / B	12.0		53,972	0	0	36,086	90,058	90,058
04-2006	Tax Auditor IV	FT	A	GP	Anchorage	200	22G / J	12.0		93,411	0	0	49,803	143,214	143,214
04-2095	Tax Technician III	FT	A	GP	Juneau	205	14A / B	12.0		47,052	0	0	33,679	80,731	80,731
04-2097	Accounting Tech III	FT	A	GP	Juneau	205	16C / D	12.0		57,356	0	0	37,263	94,619	94,619
04-3001	Deputy Director, Tax Division	FT	A	XE	Anchorage	N00	27J / K	12.0		130,596	0	0	63,991	194,587	194,587
04-3007	Administrative Officer I	FT	A	SS	Juneau	205	17A / B	12.0		60,660	0	0	39,928	100,588	100,588
04-3021	Accountant IV	FT	A	SS	Juneau	205	20E / F	12.0		82,508	0	0	47,527	130,035	0
04-3022	Revenue Audit Supvr I	FT	A	SS	Juneau	205	24K / L	12.0		120,980	0	0	60,907	181,887	181,887
04-3026	Tax Technician III	FT	A	GP	Juneau	205	14G / J	12.0		57,516	0	0	37,318	94,834	94,834
04-3027	Revenue Audit Supvr II	FT	A	SS	Anchorage	200	25N / O	12.0		133,765	0	0	65,043	198,808	198,808
04-3028	Program Coordinator II	FT	A	SS	Juneau	99	20M	12.0		97,608	0	0	52,778	150,386	150,386
04-3031	Tax Auditor I	FT	A	GP	Juneau	205	16A / B	12.0		53,483	0	0	35,916	89,399	89,399
04-3036	Tax Technician IV	FT	A	SS	Juneau	205	16B / C	12.0		58,290	0	0	39,104	97,394	97,394
04-3038	Tax Technician I	FT	A	GP	Juneau	205	10A / B	12.0		36,180	0	0	29,898	66,078	66,078
04-3040	Office Assistant II	FT	A	GP	Juneau	205	10E / F	12.0		40,542	0	0	31,415	71,957	71,957
04-3041	Tax Technician II	FT	A	GP	Juneau	205	12A / B	12.0		40,950	0	0	31,557	72,507	72,507
04-3045	Tax Technician I	FT	A	GP	Juneau	205	10A / B	12.0		36,180	0	0	29,898	66,078	66,078
04-3047	Director, Tax Division	FT	A	XE	Juneau	N05	27D / E	12.0		122,478	0	0	61,284	183,762	183,762
04-3048	Corporate Income Tax Audit III	FT	A	GP	Anchorage	200	22E / F	12.0		87,712	0	0	47,821	135,533	135,533
04-3049	Oil & Gas Revenue Auditor III	FT	A	GP	Anchorage	200	22C / D	12.0		80,668	0	0	45,371	126,039	28,888
04-3052	Revenue Appeals Supervisor	FT	A	SS	Anchorage	99	26N	12.0		140,438	0	0	66,955	207,393	207,393
04-3068	Income & Excise Tax Specialist	FT	A	GP	Anchorage	99	25M / N	12.0		134,114	0	0	63,627	197,741	197,741
04-3077	Tax Auditor III	FT	A	GP	Anchorage	200	20E / F	12.0		75,790	0	0	43,674	119,464	119,464
04-3078	Tax Technician III	FT	A	GP	Anchorage	200	14K	12.0		57,324	0	0	37,252	94,576	94,576
04-3080	Tax Technician II	FT	A	GP	Anchorage	200	12A / B	12.0		38,949	0	0	30,861	69,810	69,810
04-3084	Microfilm/Imaging Oper I	FT	A	GP	Juneau	205	10C / D	12.0		38,120	0	0	30,572	68,692	68,692
04-3088	Corporate Income Tax Audit IV	FT	A	GP	Anchorage	99	24L / M	12.0		119,760	0	0	58,967	178,727	178,727

Note: If a position is split, an asterisk (*) will appear in the Split/Count column. If the split position is also counted in the component, two asterisks (**) will appear in this column. [No valid job title] appearing in the Job Class Title indicates that the PCN has an invalid class code or invalid range for the class code effective date of this scenario.

Personal Services Expenditure Detail
Department of Revenue

Scenario: FY2019 Governor (14641)
Component: Tax Division (2476)
RDU: Taxation and Treasury (510)

PCN	Job Class Title	Time Status	Retire Code	Barg Unit	Location	Salary Sched	Range / Step	Comp Months	Split / Count	Annual Salaries	COLA	Premium Pay	Annual Benefits	Total Costs	UGF Amount
04-3091	Office Assistant II	FT	A	GP	Juneau	205	10B / C	12.0		37,400	0	0	30,322	67,722	67,722
04-3097	Microfilm/Imaging Oper II	FT	A	GP	Juneau	205	12K / L	12.0		52,697	0	0	35,642	88,339	88,339
04-3098	Accountant III	FT	A	GP	Juneau	205	18A / B	12.0		61,450	0	0	38,687	100,137	0
04-3201	Tax Technician II	FT	A	GP	Juneau	205	12A / B	12.0		40,950	0	0	31,557	72,507	72,507
04-3224	Chief of Revenue Operations	FT	A	SS	Juneau	205	26F / J	12.0		127,037	0	0	63,014	190,051	190,051
04-3228	Tax Auditor IV	FT	A	GP	Anchorage	200	22F / G	12.0		91,614	0	0	49,178	140,792	140,792
04-3230	Appraiser II	FT	A	GP	Anchorage	200	18A / B	12.0		58,526	0	0	37,670	96,196	96,196
04-3233	Tax Technician IV	FT	A	SS	Anchorage	200	16E / F	12.0		60,560	0	0	39,893	100,453	100,453
04-3239	Tax Auditor III	FT	A	GP	Anchorage	200	20J / K	12.0		85,465	0	0	47,039	132,504	132,504
04-3240	Corporate Income Tax Audit IV	FT	A	GP	Anchorage	200	24J / K	12.0		112,395	0	0	56,405	168,800	168,800
04-3244	Systems Programmer II	FT	A	GP	Juneau	205	22J / K	12.0		101,672	0	0	52,676	154,348	0
04-3245	Tax Auditor III	FT	A	GP	Juneau	205	20A / B	12.0		69,000	0	0	41,313	110,313	110,313
04-3246	Tax Technician III	FT	A	GP	Anchorage	200	14J	12.0		55,524	0	0	36,626	92,150	92,150
04-3248	Tax Technician I	FT	A	GP	Juneau	205	10A / B	12.0		36,136	0	0	29,882	66,018	66,018
04-3249	Investigator III	FT	A	GP	Anchorage	200	18K / L	12.0		76,386	0	0	43,881	120,267	120,267
04-3250	Tax Technician III	FT	A	GP	Anchorage	200	14A / B	12.0		44,501	0	0	32,792	77,293	77,293
04-3251	Tax Technician II	FT	A	GP	Anchorage	200	12A	12.0		38,124	0	0	30,574	68,698	68,698
04-3252	Corporate Income Tax Audit IV	FT	A	GP	Anchorage	200	24A / B	12.0		88,114	0	0	47,960	136,074	136,074
04-3254	Revenue Audit Supvr II	FT	A	SS	Anchorage	200	25F	12.0		113,856	0	0	58,429	172,285	172,285
04-3256	Investigator III	FT	A	GP	Anchorage	99	18L / M	12.0		79,459	0	0	44,950	124,409	124,409
04-3259	Corporate Income Tax Audit IV	FT	A	GP	Anchorage	200	24J	12.0		110,160	0	0	55,628	165,788	165,788
04-3261	Corporate Income Tax Audit III	FT	A	GP	Anchorage	200	22G	12.0		91,980	0	0	49,305	141,285	141,285
04-3262	Oil & Gas Revenue Auditor IV	FT	A	GP	Anchorage	200	24A / B	12.0		87,444	0	0	47,727	135,171	135,171
04-3263	Oil & Gas Revenue Auditor III	FT	A	GP	Anchorage	200	22K / L	12.0		101,450	0	0	52,599	154,049	154,049
04-3264	Tax Technician III	FT	A	GP	Anchorage	200	14D / E	12.0		49,488	0	0	34,526	84,014	84,014
04-3265	Revenue Appeals Officer II	FT	A	GP	Anchorage	200	25J	12.0		118,428	0	0	58,504	176,932	176,932
04-3266	Tax Auditor IV	FT	A	GP	Anchorage	200	22F / G	12.0		89,174	0	0	48,329	137,503	137,503
04-3267	Accounting Tech III	FT	A	GP	Juneau	205	16E / F	12.0		62,340	0	0	38,996	101,336	83,531
04-3268	Petroleum Economist II	FT	A	GP	Juneau	205	22A	12.0		78,732	0	0	44,697	123,429	123,429
04-3269	Administrative Assistant I	FT	A	GP	Anchorage	200	12B	12.0		39,288	0	0	30,979	70,267	70,267
04-3270	Publications Spec II	FT	A	GP	Juneau	205	16K / L	12.0		69,430	0	0	41,462	110,892	110,892
04-3271	Oil & Gas Revenue Auditor I	FT	A	GP	Anchorage	200	18A / B	12.0		58,356	0	0	37,611	95,967	95,967

Note: If a position is split, an asterisk (*) will appear in the Split/Count column. If the split position is also counted in the component, two asterisks (**) will appear in this column. [No valid job title] appearing in the Job Class Title indicates that the PCN has an invalid class code or invalid range for the class code effective date of this scenario.

Personal Services Expenditure Detail
Department of Revenue

Scenario: FY2019 Governor (14641)
Component: Tax Division (2476)
RDU: Taxation and Treasury (510)

PCN	Job Class Title	Time Status	Retire Code	Barg Unit	Location	Salary Sched	Range / Step	Comp Months	Split / Count	Annual Salaries	COLA	Premium Pay	Annual Benefits	Total Costs	UGF Amount
04-3272	Oil & Gas Revenue Auditor III	FT	A	GP	Anchorage	200	22J	12.0		95,796	0	0	50,632	146,428	146,428
04-3273	Oil & Gas Revenue Auditor III	FT	A	GP	Anchorage	200	22C / D	12.0		80,668	0	0	45,371	126,039	126,039
04-3274	Oil & Gas Revenue Auditor I	FT	A	GP	Anchorage	200	18A / B	12.0		58,271	0	0	37,581	95,852	95,852
04-3275	Oil & Gas Revenue Auditor IV	FT	A	GP	Anchorage	200	24A / B	12.0		88,382	0	0	48,054	136,436	136,436
04-3276	Oil & Gas Revenue Auditor IV	FT	A	GP	Anchorage	200	24A / B	12.0		87,980	0	0	47,914	135,894	135,894
04-3277	Oil & Gas Revenue Auditor II	FT	A	GP	Anchorage	200	20G	12.0		80,184	0	0	45,202	125,386	125,386
04-3278	Tax Auditor III	FT	A	GP	Anchorage	200	20G	12.0		80,184	0	0	45,202	125,386	125,386
04-3279	Tax Auditor III	FT	A	GP	Anchorage	200	20J / K	12.0		85,691	0	0	47,118	132,809	132,809
04-3281	Tax Auditor III	FT	A	GP	Anchorage	200	20C / D	12.0		70,319	0	0	41,771	112,090	112,090
04-3282	Revenue Appeals Officer I	FT	A	GP	Anchorage	200	23B / C	12.0		83,890	0	0	46,491	130,381	130,381
04-3283	Systems Programmer II	FT	A	GP	Juneau	205	22K	12.0		103,848	0	0	53,433	157,281	157,281
04-3284	Tax Technician IV	FT	A	SS	Anchorage	200	16F / J	12.0		63,060	0	0	40,763	103,823	103,823
04-3286	Systems Programmer II	FT	A	SS	Juneau	205	22K	12.0		110,988	0	0	57,432	168,420	0
04-3287	Tax Technician III	FT	A	GP	Juneau	205	14C / D	12.0		49,995	0	0	34,703	84,698	0
04-3290	Corporate Income Tax Audit III	FT	A	GP	Juneau	205	22C / D	12.0		85,716	0	0	47,126	132,842	132,842
04-3295	Oil & Gas Revenue Auditor III	FT	A	GP	Anchorage	200	22G / J	12.0		95,160	0	0	50,411	145,571	145,571
04-3296	Analyst/Programmer II	FT	A	GP	Juneau	205	16C / D	12.0		57,619	0	0	37,354	94,973	0
04-3297	Economist II	FT	A	GP	Juneau	205	18B / C	12.0		64,220	0	0	39,650	103,870	103,870
04-5050	Corporate Income Tax Audit I	FT	A	GP	Anchorage	200	18A / B	12.0		58,866	0	0	37,788	96,654	96,654
04-5051	Corporate Income Tax Audit I	FT	A	GP	Anchorage	200	18A / B	12.0		58,866	0	0	37,788	96,654	96,654
04-6074	Corporate Income Tax Audit III	FT	A	GP	Anchorage	200	22A / B	12.0		75,217	0	0	43,475	118,692	118,692
04-6095	Investigator III	FT	A	GP	Juneau	205	18C / D	12.0		65,132	0	0	39,967	105,099	105,099
04-8009	Petroleum Economist I	FT	A	GP	Anchorage	200	20A / B	12.0		67,044	0	0	40,632	107,676	107,676
04-8012	Project Assistant	FT	A	GP	Anchorage	200	16K / L	12.0		66,663	0	0	40,500	107,163	107,163
04-8017	Revenue Audit Supvr II	FT	A	SS	Anchorage	200	25A / B	12.0		95,889	0	0	52,180	148,069	148,069
04-8022	Oil & Gas Revenue Auditor III	FT	A	GP	Anchorage	200	22A / B	12.0		76,362	0	0	43,873	120,235	120,235
04-8023	Revenue Audit Supvr II	FT	A	SS	Anchorage	200	25J	12.0		117,552	0	0	59,715	177,267	177,267
04-8024	Revenue Appeals Officer II	FT	A	GP	Anchorage	200	25J / K	12.0		120,194	0	0	59,118	179,312	179,312

Note: If a position is split, an asterisk (*) will appear in the Split/Count column. If the split position is also counted in the component, two asterisks (**) will appear in this column. [No valid job title] appearing in the Job Class Title indicates that the PCN has an invalid class code or invalid range for the class code effective date of this scenario.

Personal Services Expenditure Detail
Department of Revenue

Scenario: FY2019 Governor (14641)
Component: Tax Division (2476)
RDU: Taxation and Treasury (510)

PCN	Job Class Title	Time Status	Retire Code	Barg Unit	Location	Salary Sched	Range / Step	Comp Months	Split / Count	Annual Salaries	COLA	Premium Pay	Annual Benefits	Total Costs	UGF Amount
04-8028	Oil & Gas Revenue Auditor III	FT	A	GP	Anchorage	200	22G / J	12.0		93,252	0	0	49,747	142,999	142,999
04-8029	State Petro Prop Assess	FT	A	SS	Anchorage	99	26L	12.0		130,472	0	0	64,100	194,572	194,572
04-8030	Tax Technician III	FT	A	GP	Anchorage	200	14C / D	12.0		47,256	0	0	33,750	81,006	81,006
04-8038	Petroleum Economist I	FT	A	GP	Anchorage	200	20A / B	12.0		67,044	0	0	40,632	107,676	107,676
04-8043	Economist II	FT	A	GP	Anchorage	200	18A / B	12.0		58,781	0	0	37,758	96,539	96,539
04-8044	Oil & Gas Revenue Auditor III	FT	A	GP	Anchorage	200	22C / D	12.0		81,394	0	0	45,623	127,017	127,017
04-8045	Revenue Appeals Officer II	FT	A	GP	Anchorage	99	25R / S	12.0		160,791	0	0	71,270	232,061	232,061
04-X015	Audit Master	FT	A	XE	Anchorage	N00	27	12.0		168,005	0	0	74,709	242,714	242,714
04-X017	Audit Master	FT	A	XE	Anchorage	N00	27	12.0		148,577	0	0	69,143	217,720	217,720
04-X040	Commercial Analyst	FT	A	XE	Anchorage	N00	27	12.0		118,524	0	0	59,909	178,433	178,433
04-X045	Audit Master	FT	A	XE	Anchorage	N00	27	12.0		149,076	0	0	69,286	218,362	218,362
08-2059	Accounting Tech III	FT	A	GP	Juneau	205	16D / E	12.0		58,504	0	0	37,662	96,166	96,166
08-2064	Tax Auditor III	FT	A	GP	Anchorage	200	20A / B	12.0		66,738	0	0	40,526	107,264	0
08-2075	Revenue Audit Supvr I	FT	A	SS	Juneau	99	24N / O	12.0		136,107	0	0	65,714	201,821	0
08-2077	Investigator IV	FT	A	SS	Anchorage	200	20J / K	12.0		84,208	0	0	48,118	132,326	132,326
													Total Salary Costs:	8,692,213	
													Total COLA:	0	
													Total Premium Pay:	0	
													Total Benefits:	4,903,743	
													Total Pre-Vacancy:	13,595,956	
													Minus Vacancy Adjustment of 5.82%:	(791,448)	
													Total Post-Vacancy:	12,804,508	
													Plus Lump Sum Premium Pay:	2,592	
													Personal Services Line 100:	12,807,100	
													Total Component Months:	1,284.0	

PCN Funding Sources:	Pre-Vacancy	Post-Vacancy	Percent
1004 General Fund Receipts	12,280,455	11,565,585	90.32%
1005 General Fund/Program Receipts	722,580	680,517	5.31%
1061 Capital Improvement Project Receipts	495,770	466,910	3.65%
1105 Alaska Permanent Fund Corporation Receipts	97,151	91,496	0.71%
Total PCN Funding:	13,595,956	12,804,508	100.00%

Note: If a position is split, an asterisk (*) will appear in the Split/Count column. If the split position is also counted in the component, two asterisks (**) will appear in this column. [No valid job title] appearing in the Job Class Title indicates that the PCN has an invalid class code or invalid range for the class code effective date of this scenario.

Personal Services Expenditure Detail
Department of Revenue

Scenario: FY2019 Governor (14641)
Component: Tax Division (2476)
RDU: Taxation and Treasury (510)

Lump Sum Funding Sources:	Amount	Percent
1105 General Fund Receipts	2,592	100.00%
Total Lump Sum Funding:	2,592	100.00%

Note: If a position is split, an asterisk (*) will appear in the Split/Count column. If the split position is also counted in the component, two asterisks (**) will appear in this column.
[No valid job title] appearing in the Job Class Title indicates that the PCN has an invalid class code or invalid range for the class code effective date of this scenario.

Line Item Detail (1676)
Department of Revenue
Travel

Component: Tax Division (2476)

Line Number	Line Name		FY2017 Actuals	FY2018 Management Plan	FY2019 Governor
2000	Travel		44.8	100.0	100.0
Object Class	Servicing Agency	Explanation	FY2017 Actuals	FY2018 Management Plan	FY2019 Governor
2000 Travel Detail Totals			44.8	100.0	100.0
2000	In-State Employee Travel	Employee instate travel - airfare, lodging, surface transportation, reimbursable travel costs, and meal & incidentals	41.6	78.0	78.0
2002	Out of State Employee Travel	Employee out of state travel - airfare, lodging, surface transportation, reimbursable travel costs, and meal & incidentals	2.2	20.0	20.0
2005	Moving Costs	Move costs	1.0	2.0	2.0

Line Item Detail (1676)
Department of Revenue
Services

Component: Tax Division (2476)

Line Number	Line Name		FY2017 Actuals	FY2018 Management Plan	FY2019 Governor
3000	Services		2,143.6	2,136.4	2,136.4
Object Class	Servicing Agency	Explanation	FY2017 Actuals	FY2018 Management Plan	FY2019 Governor
3000 Services Detail Totals			2,143.6	2,136.4	2,136.4
3000	Education Services	Training, conferences, memberships, and employee tuition	150.3	160.0	160.0
3001	Financial Services	Accounting, auditing, management/consulting services	0.0	25.0	25.0
3002	Legal and Judicial Services	Transcription services	1.8	0.0	0.0
3003	Information Technology	IT training, consulting, software licensing, software maintenance, and IT equipment leases	65.8	65.0	65.0
3004	Telecommunications	Local, long distance, cellular and telecommunications equipment charges; data/network; and television	2.5	5.0	5.0
3005	Health Services	Ergonomic assessments	0.0	1.0	1.0
3006	Delivery Services	Delivery and courier services	6.5	8.0	8.0
3007	Advertising and Promotions	Advertising of legal notices for regulations and public hearings	5.7	8.0	8.0
3008	Utilities	Disposal of records and confidential material	9.9	10.0	10.0
3009	Structure/Infrastructure/Land	Repairs/maintenance of structures or infrastructure	26.7	20.0	20.0
3010	Equipment/Machinery	Repairs, maintenance, rentals and/or leases of office furniture and equipment	7.5	25.0	10.0
3011	Other Services	Professional management and consulting services; printing and	70.8	70.0	70.0

Line Item Detail (1676)
Department of Revenue
Services

Component: Tax Division (2476)

Object Class	Servicing Agency	Explanation	FY2017 Actuals	FY2018 Management Plan	FY2019 Governor
3000 Services Detail Totals			2,143.6	2,136.4	2,136.4
		copying services; and State Travel Office fees			
3017	Inter-Agency Information Technology Non-Telecommunications	Admin - Department-wide ETS chargeback for computer services (including EPR and MICS charges for mainframe usage)	52.4	110.0	110.0
3018	Inter-Agency Information Technology Telecommunications	Admin - Department-wide ETS chargeback for telecommunications EPR	119.9	188.0	136.2
3018	Inter-Agency Information Technology Telecommunications	Admin - Department-wide ETS chargeback for telecommunications EPR	1.7	0.0	1.7
3018	Inter-Agency Information Technology Telecommunications	Admin - Department-wide ETS chargeback for VPN	63.6	0.0	63.6
3020	Inter-Agency Building Maintenance	Admin - Department-wide Building maintenance performed by Division of General Services	0.0	0.2	0.2
3021	Inter-Agency Mail	Admin - Department-wide Central mailroom services including pickup and delivery of U.S. mail, postage, mailing of state warrants	36.2	25.0	30.0
3022	Inter-Agency Human Resources	Admin - Department-wide Human resource and payroll services provided by the Division of Personnel	70.0	83.5	70.0
3023	Inter-Agency Building Leases	Admin - Department-wide Cost of space in state-owned facilities	465.8	505.0	505.0
3024	Inter-Agency Legal	Law - Department-wide OSPA Fraud Legal Services	110.6	100.0	100.0
3024	Inter-Agency Legal	Law - Department-wide Oil & Gas Production Tax Matters	99.3	50.0	50.0
3024	Inter-Agency Legal	Law - Department-wide Tax Legal Services Gaming & Tobacco			
3024	Inter-Agency Legal	Law - Department-wide Legal Services Charitable Gaming & Tobacco	39.0	0.0	10.0
		Oil & Gas Tax Production Matters			

Line Item Detail (1676)
Department of Revenue
Services

Component: Tax Division (2476)

Object Class		Servicing Agency	Explanation	FY2017 Actuals	FY2018 Management Plan	FY2019 Governor
3000 Services Detail Totals				2,143.6	2,136.4	2,136.4
3026	Inter-Agency Insurance	Admin - Department-wide	Risk Management	2.5	2.3	2.3
3027	Inter-Agency Financial	Admin - Department-wide	Division of Finance IRIS and AKPAY	8.2	7.2	7.2
3028	Inter-Agency Americans with Disabilities Act Compliance	Admin - Department-wide	ADA compliance	0.2	0.3	0.3
3029	Inter-Agency Education/Training	Admin - Department-wide	Training provided by state agencies – Division of General Services and Division of Finance training for procurement and ALDER reporting	0.0	0.4	0.4
3030	Inter-Agency Hearing/Mediation	Admin - Department-wide	Hearing officer services provided by Office of Administrative Hearing	63.3	50.0	50.0
3036	Inter-Agency Safety	Admin - Department-wide	Parking enforcement at State Office Building located in Juneau	2.1	3.1	3.1
3038	Inter-Agency Management/Consulting	Rev - Administrative Services (125)	Support services provided by the Administrative Services Division, including IT, fiscal, budget, contract management, procurement, and legislative support Support services provided by the Administrative Services Division, including IT, fiscal, budget, contract management, procurement, and legislative support	512.6	284.9	284.9
3038	Inter-Agency Management/Consulting	Rev - Commissioner's Office (123)	Support services provided by the Commissioner's Office Support services provided by the Commissioner's Office	0.0	126.6	126.6
3038	Inter-Agency Management/Consulting	Rev - Criminal Investigations Unit (2993)	Investigative services provided by Criminal Investigations Unit Investigative services provided by Criminal Investigations Unit	148.7	202.9	202.9

Line Item Detail (1676)
Department of Revenue
Commodities

Component: Tax Division (2476)

Line Number	Line Name		FY2017 Actuals	FY2018 Management Plan	FY2019 Governor
4000	Commodities		73.0	90.0	90.0
Object Class	Servicing Agency	Explanation	FY2017 Actuals	FY2018 Management Plan	FY2019 Governor
4000 Commodities Detail Totals			73.0	90.0	90.0
4000	Business	Business supplies including book and educational equipment and furniture; office supplies; desktop computers, printers and IT equipment less than \$5,000 per item; and subscriptions including electronic access to information	72.6	90.0	90.0
4002	Household/Institutional	Institutional supplies	0.4	0.0	0.0

Revenue Detail (1681)
Department of Revenue

Component: Tax Division (2476)

Revenue Type (OMB Fund Code) Revenue Source	Component	Comment	FY2017 Actuals	FY2018 Management Plan	FY2019 Governor
5005 GF/Prgm (1005 GF/Prgm)			2,601.1	771.0	773.0
5124 Program Receipts - Other Taxes		A portion of receipts from charitable gaming are appropriated to support regulation of this program by the Tax Division. These receipts fall into three categories: -AS 05.15.184 allows a 3% tax on net receipts of pull tabs; -AS 05.15.020 allows a 1% tax on net proceeds received during the preceding year for certain permit holders; and -Various licensing fees authorized in Sec. 05	2,601.1	771.0	773.0
5007 I/A Rcpts (1007 I/A Rcpts)			0.0	0.0	0.0
5301 Inter-Agency Receipts	Law - Department-wide	Unbudgeted RSA with Department of Law to pay for amendment to Tax Revenue Managment System	0.0	0.0	0.0
5301 Inter-Agency Receipts	Trans - Department-wide	Unbudgeted RSA with DOT/PF for Motor Fuel Tax Auditor	0.0	0.0	0.0
5061 CIP Rcpts (1061 CIP Rcpts)			95.0	952.0	955.7
5351 Capital Improvement Project Inter-Agency	Rev - Tax Division (2476)	CIP Receipts from capital Tax Revenue Management System project	0.0	856.6	860.3
5351 Capital Improvement Project Inter-Agency	Trans - Department-wide	RSA with DOT/PF for Motor Fuel Tax Auditor	95.0	95.4	95.4
5105 PFund Rcpt (1105 PFund Rcpt)			93.7	94.1	94.5
5414 Alaska Permanent Fund Corporation Receipts		Permanent Fund Earnings replaced a portion of GF funding in the FY2000 budget. This funding source supports the oil and gas	93.7	94.1	94.5

Revenue Detail (1681)
Department of Revenue

Component: Tax Division (2476)

Revenue Type (OMB Fund Code) Revenue Source	Component	Comment	FY2017 Actuals	FY2018 Management Plan	FY2019 Governor
		production tax audit function in the Tax Division.			
5108 Stat Desig (1108 Stat Desig)			0.0	0.0	0.0
5201 Statutory Dsgntd Prgrm Rcpts Pblc Prtctn - Permits and Fees		Reimbursements by a municipality for the costs associated with selling a municipality's tax stamp and collecting the municipality's cigarette tax revenue.	0.0	0.0	0.0

Inter-Agency Services (1682)
Department of Revenue

Component: Tax Division (2476)

	FY2017 Actuals	FY2018 Management Plan	FY2019 Governor
Component Totals	1,796.1	1,739.4	1,754.4
With Department of Administration	885.9	975.0	980.0
With Department of Law	248.9	150.0	160.0
With Department of Revenue	661.3	614.4	614.4

Object Class	Servicing Agency	Explanation	FY2017 Actuals	FY2018 Management Plan	FY2019 Governor
3017	Inter-Agency Information Technology Non-Telecommunications	Admin - Department-wide ETS chargeback for computer services (including EPR and MICS charges for mainframe usage)	52.4	110.0	110.0
3018	Inter-Agency Information Technology Telecommunications	Admin - Department-wide ETS chargeback for telecommunications EPR	119.9	188.0	136.2
3018	Inter-Agency Information Technology Telecommunications	Admin - Department-wide ETS chargeback for telecommunications EPR	1.7	0.0	1.7
3018	Inter-Agency Information Technology Telecommunications	Admin - Department-wide ETS chargeback for VPN	63.6	0.0	63.6
3020	Inter-Agency Building Maintenance	Admin - Department-wide Building maintenance performed by Division of General Services	0.0	0.2	0.2
3021	Inter-Agency Mail	Admin - Department-wide Central mailroom services including pickup and delivery of U.S. mail, postage, mailing of state warrants	36.2	25.0	30.0
3022	Inter-Agency Human Resources	Admin - Department-wide Human resource and payroll services provided by the Division of Personnel	70.0	83.5	70.0
3023	Inter-Agency Building Leases	Admin - Department-wide Cost of space in state-owned facilities	465.8	505.0	505.0
3024	Inter-Agency Legal	Law - Department-wide OSPA Fraud Legal Services	110.6	100.0	100.0
3024	Inter-Agency Legal	Law - Department-wide Oil & Gas Production Tax Matters Tax Legal Services Gaming &	99.3	50.0	50.0

Inter-Agency Services (1682)
Department of Revenue

Component: Tax Division (2476)

Object Class		Servicing Agency	Explanation	FY2017 Actuals	FY2018 Management Plan	FY2019 Governor
			Tobacco			
3024	Inter-Agency Legal	Law - Department-wide	Legal Services Charitable Gaming & Tobacco Oil & Gas Tax Production Matters	39.0	0.0	10.0
3026	Inter-Agency Insurance	Admin - Department-wide	Risk Management	2.5	2.3	2.3
3027	Inter-Agency Financial	Admin - Department-wide	Division of Finance IRIS and AKPAY	8.2	7.2	7.2
3028	Inter-Agency Americans with Disabilities Act Compliance	Admin - Department-wide	ADA compliance	0.2	0.3	0.3
3029	Inter-Agency Education/Training	Admin - Department-wide	Training provided by state agencies – Division of General Services and Division of Finance training for procurement and ALDER reporting	0.0	0.4	0.4
3030	Inter-Agency Hearing/Mediation	Admin - Department-wide	Hearing officer services provided by Office of Administrative Hearing	63.3	50.0	50.0
3036	Inter-Agency Safety	Admin - Department-wide	Parking enforcement at State Office Building located in Juneau	2.1	3.1	3.1
3038	Inter-Agency Management/Consulting	Rev - Administrative Services (125)	Support services provided by the Administrative Services Division, including IT, fiscal, budget, contract management, procurement, and legislative support Support services provided by the Administrative Services Division, including IT, fiscal, budget, contract management, procurement, and legislative support	512.6	284.9	284.9
3038	Inter-Agency Management/Consulting	Rev - Commissioner's Office (123)	Support services provided by the Commissioner's Office Support services provided by the Commissioner's Office	0.0	126.6	126.6
3038	Inter-Agency Management/Consulting	Rev - Criminal Investigations Unit (2993)	Investigative services provided by Criminal Investigations Unit Investigative services provided by Criminal Investigations Unit	148.7	202.9	202.9

Inter-Agency Services (1682)
Department of Revenue

Component: Tax Division (2476)