

**State of Alaska**  
**FY2020 Governor's Operating Budget**

**Department of Commerce, Community, and Economic  
Development  
Investments  
RDU/Component Budget Summary**

**RDU/Component: Investments**

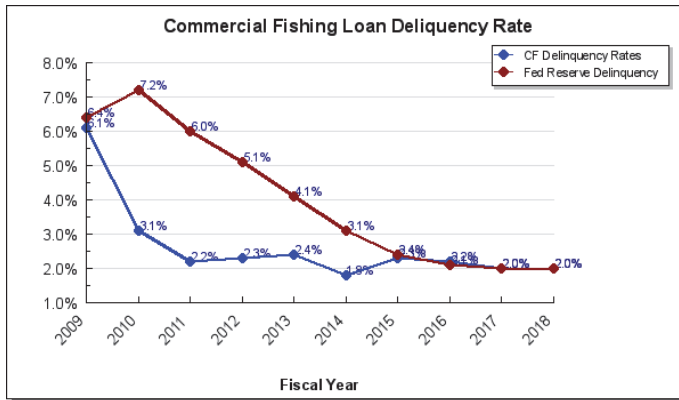
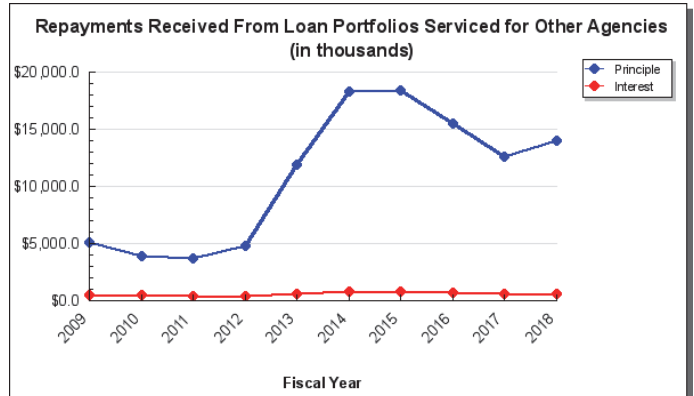
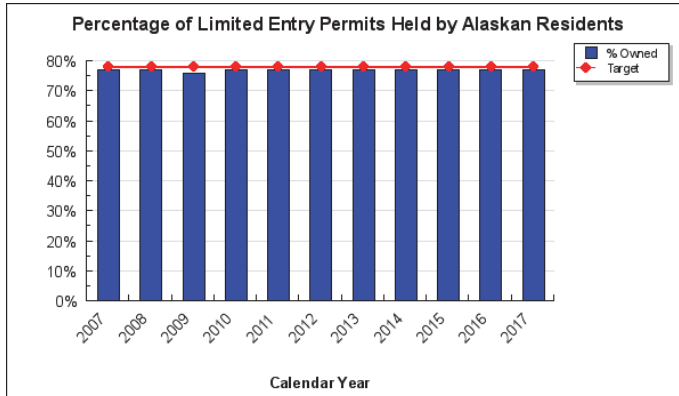
(There is only one component in this RDU. To reduce duplicate information, we did not print a separate RDU section.)

**Contribution to Department's Mission**

Promote economic development opportunities.

**Results**

(Additional performance information is available on the web at <https://omb.alaska.gov/results>.)



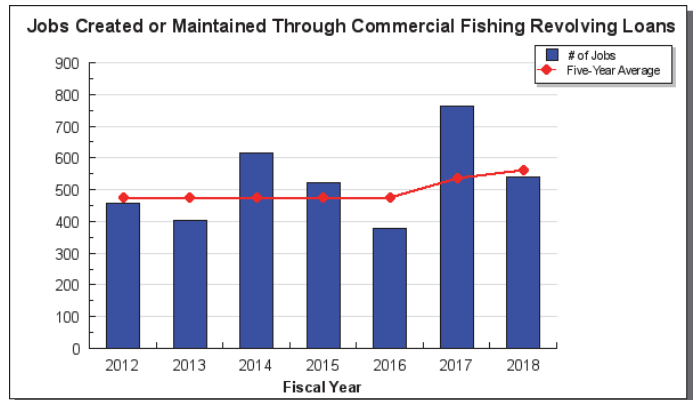
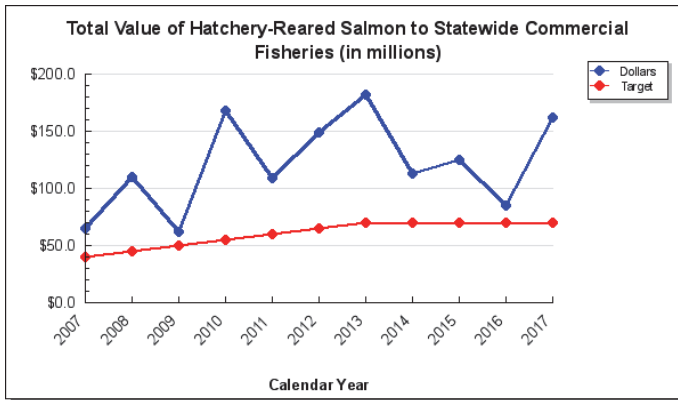
**Core Services**

- Business Financing
- Inter-Agency Services
- Financial Management

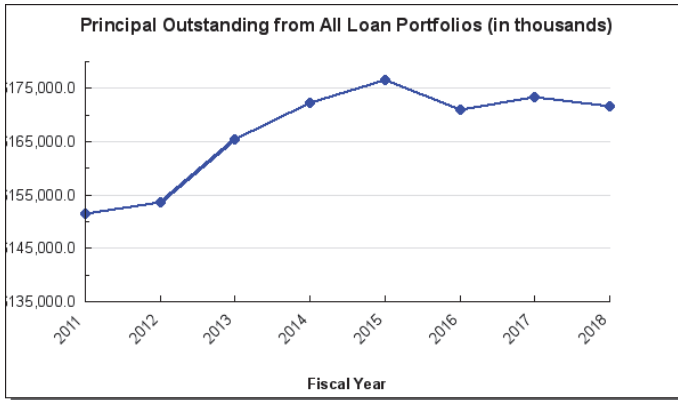
## Measures by Core Service

(Additional performance information is available on the web at <https://omb.alaska.gov/results>.)

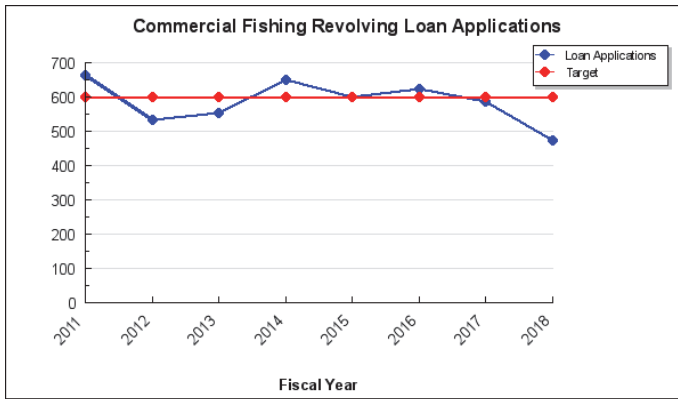
### 1. Business Financing



### 2. Inter-Agency Services



### 3. Financial Management



## Major Component Accomplishments in 2018

### Financing and Loan Programs

- Provided patient capital to stimulate business development, job creation, and resident ownership through direct state loan origination on 302 loans and pre-qualifications totaling \$29.2 million across ten revolving loan funds.
- Serviced 1,998 loans while maintaining delinquency rates less than the national average for commercial and industrial loans.
- Created or retained 547 jobs through new loan requests, assumptions, and extensions.

- Provided efficient loan servicing in portfolios for the Alaska Industrial Development and Export Authority and the Alaska Division of Community and Regional Affairs.
- Salmon Enhancement Tax (SET) Distribution Program – Distributed \$8.8 million in enhancement tax proceeds across seven qualified regional aquaculture associations.
- Regional Seafood Development Association (RSDA) Distribution Program – Distributed \$2.6 million in seafood development tax proceeds to two RSDAs.
- Volunteer Tax and Loan program (VTLP) – During the 2017/2018 tax season, VTLP teams visited a total of 75 rural communities to provide tax preparation and loan application services. VTLP volunteers prepared 6,400 tax returns for taxpayers, including commercial fishermen. These efforts generated \$9.3 million in tax refunds for Alaskans.
- Conducted outreach efforts in commercial fishing communities across Alaska to provide training, counseling, and informational materials to solve “greying of the fleet” issues and attract the next generation of residents to Alaska’s aging commercial fishing fleet.
- Salmon hatcheries supported by the Fishery Enhancement Revolving Loan Fund contributed \$162 million in ex-vessel value to commercial fishermen, and \$331 million in first wholesale value.
- Assisted 84 resident Alaskans to enter new fisheries to promote a predominately resident commercial fishing fleet.

## **Key Component Challenges**

The Alaska commercial fishing industry continues to experience volatility across most regions and fisheries. This volatility is attributed to a variety of environmental and financial variables. Most immediate has been the erratic 2018 salmon season that has seen unexpectedly weak runs, unusual run timing, and fishing restrictions to allow established escapement goals to be met. Other pressures industry-wide include international competition, world markets, international monetary fluctuations, resource allocation issues, farmed fish, and stock abundance issues. The Commercial Fishing Revolving Loan Fund (CFRLF) and Fisheries Enhancement Revolving Loan Fund (FERLF) are key components to keeping Alaska’s fisheries healthy and the fleet predominately resident. However, the disastrous 2016 salmon season, regional fisheries volatility in 2017, and expectantly weak salmon returns in 2018 continue to present challenges for sectors of the resident fleet. The Division of Economic Development (DED) expects a heavy workload as it continues to work with individual harvesters and hatcheries to weather the challenges, while protecting the state’s investments in these industries. The success of these programs can be attributed to expertise gained over many decades in the industries served and the stability of the loan funds themselves. Over the last several years, DED has had numerous long-time employees retire. DED is currently challenged with training the necessary professional employees to rebuild the institutional knowledge required to successfully administer the loan funds.

Alaska’s commercial fishing industry is a significant part of Alaska’s economy, and the seafood industry is Alaska’s most valuable renewable resource. The industry as a whole is playing an important role in diversifying Alaska’s economy. However, Alaska’s resident fishing fleet is aging, and “greying of the fleet” is a serious concern. The average age of a permit holder is over 50 years, up more than 10 years since 1980. DED and the CFRLF are important tools in solving this problem. DED has been and will need to continue to devote resources to solving this problem. DED has been coordinating with other state agencies, industry groups, and stakeholders to work towards a solution. The recent amendments to the CFRLF to increase access is one recent example of progress.

Employment opportunities in rural Alaska are less than in urban areas, and scarce in many parts of the state. The division, through its programs, is tasked with helping to create long-term meaningful employment for Alaskans through facilitating the startup and expansion of small and micro businesses. Rural Alaska has unique challenges and DED continues to devote resources to promoting greater awareness of the available programs through partnerships with economic development organizations, regional entities, and private sector lenders. Part of this challenge is to also promote small business enterprise and entrepreneurial education through these partnerships.

## **Significant Changes in Results to be Delivered in FY2020**

No significant changes are anticipated.

**Statutory and Regulatory Authority**

- AS 16.10.300 -.370 Commercial Fishing Loan Act
- AS 16.10.500 -.560 Fisheries Enhancement Loan Program
- AS 26.15.010 -.170 Veterans' Loans
- AS 27.09.010 -.060 Mining Loan Fund
- AS 44.29.210 -.230 Alcoholism and Drug Abuse Revolving Loan Fund
- AS 44.33.010 -.118 Department of Commerce, Community, and Economic Development
- AS 44.33.020 & AS 44.33.740 - Rural Development
- AS 44.33.020 - Department of Commerce, Community and Economic Development
- AS 44.33.240 -.275 Child Care Facility Revolving Loan Fund
- AS 44.33.650 - 690 Alaska Capstone Avionics Revolving Loan Fund
- AS 44.88.400 -.430 Small Business Economic Development Revolving Loan Fund
- AS 44.88.600 -.900 Rural Development Initiative Fund
- AS 45.81.100 -.190 Tourism Revolving Loan Fund
- AS 45.81.200 -.290 Small Business Loans
- AS 45.88.010 -.050 Alternative Energy Revolving Loan Fund
- AS 45.88.100 -.190 Residential Energy Conservation Fund
- AS 45.98.010 -.070 Historical District Revolving Loan Fund
- 3 AAC 170.010 -.900 Rural Development Initiative Fund
- 3 AAC 41.010 -.900 Veteran's Loan Assumptions
- 3 AAC 75.010 - 900 Capstone Avionics Revolving Loan Fund
- 3 AAC 77.010 -.900 Repossessed Property
- 3 AAC 78.010 -.900 Alternative Energy Loan Act
- 3 AAC 79.010 -.900 Residential Energy Conservation Loans
- 3 AAC 80.010 -.900 Commercial Fishing Loans
- 3 AAC 82.010 -.900 Child Care Facility Loan Fund
- 3 AAC 83.010 -.900 Historical District Loans
- 3 AAC 84.010 -.900 Tourist Industry Loan Assumptions Alaska (Repealed)
- 3 AAC 86.010 -.900 Small Business Loan Assumptions
- 3 AAC 87.010 -.900 Mining Loans
- 3 AAC 89.010 -.900 Fisheries Enhancement Tax Appropriations
- 3 AAC 99.800 -.820 Small Business Economic Development Loan Program

**Contact Information**

**Contact:** Jim Andersen, Division Operations Manager  
**Phone:** (907) 465-2510  
**E-mail:** jim.andersen@alaska.gov

Investments Personal Services Information				
Authorized Positions			Personal Services Costs	
	FY2019 Management Plan	FY2020 Governor		
Full-time	38	38	Annual Salaries	2,453,737
Part-time	0	0	COLA	63,480
Nonpermanent	1	1	Premium Pay	0
			Annual Benefits	1,539,968
			<i>Less 5.35% Vacancy Factor</i>	(216,985)
			Lump Sum Premium Pay	0
<b>Totals</b>	<b>39</b>	<b>39</b>	<b>Total Personal Services</b>	<b>3,840,200</b>

Position Classification Summary					
Job Class Title	Anchorage	Fairbanks	Juneau	Others	Total
Accountant III	0	0	1	0	1
Accountant IV	0	0	1	0	1
Accounting Tech I	0	0	2	0	2
Accounting Tech II	0	0	3	0	3
Accounting Tech III	0	0	3	0	3
Administrative Assistant I	0	0	1	0	1
Administrative Assistant II	0	0	1	0	1
Administrative Officer II	0	0	1	0	1
Division Director	0	0	1	0	1
Division Operations Manager	0	0	1	0	1
Loan Closer/Processor II	0	0	5	0	5
Loan Closer/Processor III	0	0	1	0	1
Loan/Collection Manager	0	0	1	0	1
Loan/Collection Off II	2	0	7	0	9
Loan/Collection Officer III	1	0	2	0	3
Office Assistant I	0	0	1	0	1
Office Assistant II	1	0	1	0	2
Office Assistant III	0	0	1	0	1
Publications Spec I	0	0	1	0	1
<b>Totals</b>	<b>4</b>	<b>0</b>	<b>35</b>	<b>0</b>	<b>39</b>

**Component Detail All Funds**  
**Department of Commerce, Community, and Economic Development**

**Component:** Investments (383)  
**RDU:** Investments (122)

Non-Formula Component

	FY2018 Actuals	FY2019 Conference Committee	FY2019 Authorized	FY2019 Management Plan	FY2020 Governor	FY2019 Management Plan vs FY2020 Governor	
71000 Personal Services	3,299.0	3,739.4	3,739.4	3,739.4	3,840.2	100.8	2.7%
72000 Travel	25.4	83.0	83.0	83.0	83.0	0.0	0.0%
73000 Services	826.7	1,433.0	1,439.4	1,439.4	1,433.0	-6.4	-0.4%
74000 Commodities	94.5	51.1	51.1	51.1	51.1	0.0	0.0%
75000 Capital Outlay	1.2	14.2	14.2	14.2	14.2	0.0	0.0%
77000 Grants, Benefits	0.0	0.0	0.0	0.0	0.0	0.0	0.0%
78000 Miscellaneous	0.0	0.0	0.0	0.0	0.0	0.0	0.0%
<b>Totals</b>	<b>4,246.8</b>	<b>5,320.7</b>	<b>5,327.1</b>	<b>5,327.1</b>	<b>5,421.5</b>	<b>94.4</b>	<b>1.8%</b>
<b>Fund Sources:</b>							
1036 Cm Fish Ln (DGF)	3,497.8	4,349.9	4,349.9	4,349.9	4,433.3	83.4	1.9%
1070 Fish En Ln (DGF)	482.7	616.6	616.6	616.6	627.9	11.3	1.8%
1074 Bulk Fuel (DGF)	42.9	55.9	55.9	55.9	56.8	0.9	1.6%
1164 RDIF (DGF)	40.7	58.6	58.6	58.6	59.7	1.1	1.9%
1170 SmBusEDRLF (DGF)	39.2	56.2	56.2	56.2	57.2	1.0	1.8%
1209 Capstone (DGF)	105.5	135.2	135.2	135.2	137.5	2.3	1.7%
1223 CharterRLF (DGF)	15.3	19.4	19.4	19.4	19.7	0.3	1.5%
1224 MariculRLF (DGF)	15.3	19.4	25.8	25.8	19.7	-6.1	-23.6%
1227 MicroRLF (DGF)	7.4	9.5	9.5	9.5	9.7	0.2	2.1%
<b>Unrestricted General (UGF)</b>	<b>0.0</b>	<b>0.0</b>	<b>0.0</b>	<b>0.0</b>	<b>0.0</b>	<b>0.0</b>	<b>0.0%</b>
<b>Designated General (DGF)</b>	<b>4,246.8</b>	<b>5,320.7</b>	<b>5,327.1</b>	<b>5,327.1</b>	<b>5,421.5</b>	<b>94.4</b>	<b>1.8%</b>
<b>Other Funds</b>	<b>0.0</b>	<b>0.0</b>	<b>0.0</b>	<b>0.0</b>	<b>0.0</b>	<b>0.0</b>	<b>0.0%</b>
<b>Federal Funds</b>	<b>0.0</b>	<b>0.0</b>	<b>0.0</b>	<b>0.0</b>	<b>0.0</b>	<b>0.0</b>	<b>0.0%</b>
<b>Positions:</b>							
Permanent Full Time	38	38	38	38	38	0	0.0%
Permanent Part Time	0	0	0	0	0	0	0.0%
Non Permanent	0	0	0	1	1	0	0.0%

**Change Record Detail - Multiple Scenarios with Descriptions**  
**Department of Commerce, Community, and Economic Development**

**Component:** Investments (383)  
**RDU:** Investments (122)

Scenario/Change Record Title	Trans Type	Totals	Personal Services	Travel	Services	Commodities	Capital Outlay	Grants, Benefits	Miscellaneous	Positions		NP
										PFT	PPT	
***** Changes From FY2019 Conference Committee To FY2019 Authorized *****												
<b>FY2019 Conference Committee</b>												
	ConfCom	5,320.7	3,739.4	83.0	1,433.0	51.1	14.2	0.0	0.0	38	0	0
1036 Cm Fish Ln		4,349.9										
1070 Fish En Ln		616.6										
1074 Bulk Fuel		55.9										
1164 RDIF		58.6										
1170		56.2										
SmBusEDRLF												
1209 Capstone		135.2										
1223 CharterRLF		19.4										
1224 MariculRLF		19.4										
1227 MicroRLF		9.5										
<b>Mariculture and Revolving Loan Fund Ch93 SLA2018 (HB76) (Sec 2 Ch17 SLA2018 P41 L19)</b>												
	FisNot	6.4	0.0	0.0	6.4	0.0	0.0	0.0	0.0	0	0	0
1224 MariculRLF		6.4										

CSHB 76(FSH) changes Mariculture Revolving Loan Fund eligibility to allow Alaska residents or entities organized in Alaska to borrow from the loan fund for mariculture farming, mariculture hatcheries, or shellfish enhancement projects.

This bill makes 40% of the fund available, on an annual basis, to be loaned to hatcheries and shellfish enhancement projects up to an aggregate of \$1 million for 30 years for each borrower. It authorizes, from the 40%, one-time \$100,000 grants to nonprofit organizations for planning purposes for a mariculture hatchery or shellfish enhancement project, up to a total one-time grants aggregate of \$500,000 to be paid directly from the Mariculture Revolving Loan Fund through the statutory authority granted under AS 16.10.905(9).

In addition, this legislation authorizes loan funds to be used for vessel purchases by mariculture hatcheries; authorizes hatchery loans to have no interest and no payment for up to 11 years; allows the department to rely on a voluntary assessment for repayment of loans; and adds definitions in statute for "hatchery" and "shellfish enhancement project".

This legislation would create a new loan type and therefore require updated regulations, a new application, training of loan staff, and internal policy and procedure updates. An increase in the operating expenditure authority from the Mariculture Revolving Loan Fund in the amount of \$6.4 would be needed in the first year to cover the costs of the regulations project.

<b>Subtotal</b>		<b>5,327.1</b>	<b>3,739.4</b>	<b>83.0</b>	<b>1,439.4</b>	<b>51.1</b>	<b>14.2</b>	<b>0.0</b>	<b>0.0</b>	<b>38</b>	<b>0</b>	<b>0</b>
-----------------	--	----------------	----------------	-------------	----------------	-------------	-------------	------------	------------	-----------	----------	----------

\*\*\*\*\* Changes From FY2019 Authorized To FY2019 Management Plan \*\*\*\*\*

<b>Long-Term Non-Permanent Publications Specialist I (08-N17005) to Update Loan Documents</b>												
	PosAdj	0.0	0.0	0.0	0.0	0.0	0.0	0.0	0.0	0	0	1

The Division of Economic Development established a long-term non-permanent Publications Specialist I position in the Investments component in FY2017. This position is responsible for updating the division's form library, including updating fillable loan forms and creating forms to improve borrowers' interactions with the



**Change Record Detail - Multiple Scenarios with Descriptions**  
**Department of Commerce, Community, and Economic Development**

**Component:** Investments (383)  
**RDU:** Investments (122)

Scenario/Change Record Title	Trans Type	Totals	Personal Services	Travel	Services	Commodities	Capital Outlay	Grants, Benefits	Miscellaneous	Positions		NP
										PFT	PPT	
division. Documents for loans issued and administered by the Investments component are generated in Microsoft Word and Excel format using complex macros to fill information, combine appropriate documentation from multiple sources, and generate final loan documents. The use of macros to perform these functions eliminates possibilities for errors and ensures that final legal documents are complete and accurate.												
This position will be in place through FY2020, and will be funded using existing budget authorization. The Investments component is funded by earnings on the loans it services.												
<b>Subtotal</b>		<b>5,327.1</b>	<b>3,739.4</b>	<b>83.0</b>	<b>1,439.4</b>	<b>51.1</b>	<b>14.2</b>	<b>0.0</b>	<b>0.0</b>	<b>38</b>	<b>0</b>	<b>1</b>
***** <b>Changes From FY2019 Management Plan To FY2020 Governor</b> *****												
<b>Reverse Mariculture and Revolving Loan Fund Ch93 SLA2018 (HB76) (Sec 2 Ch17 SLA2018 P41 L19)</b>												
	FNOTI	-6.4	0.0	0.0	-6.4	0.0	0.0	0.0	0.0	0	0	0
1224 MariculRLF		-6.4										
CSHB 76(FSH), passed in 2018, changed Mariculture Revolving Loan Fund eligibility to allow Alaska residents or entities organized in Alaska to borrow from the loan fund for mariculture farming, mariculture hatcheries, or shellfish enhancement projects.												
This bill made 40% of the fund available, on an annual basis, to be loaned to hatcheries and shellfish enhancement projects up to an aggregate of \$1 million for 30 years for each borrower.												
In addition, this legislation authorized loan funds to be used for vessel purchases by mariculture hatcheries; authorized hatchery loans to have no interest and no payment for up to 11 years; allowed the department to rely on a voluntary assessment for repayment of loans; and added definitions in statute for "hatchery" and "shellfish enhancement project".												
This legislation created a new loan type and therefore required updated regulations, a new application, training of loan staff, and internal policy and procedure updates. The division required operating expenditure authority from the Mariculture Revolving Loan Fund in the amount of \$6.4 for the first year to cover the costs of the regulations project.												
<b>Reverse Supervisory Unit Furlough Contract Terms</b>												
	SalAdj	2.7	2.7	0.0	0.0	0.0	0.0	0.0	0.0	0	0	0
1036 Cm Fish Ln		2.4										
1070 Fish En Ln		0.3										
The Alaska Public Employees Association, supervisory unit, contractually required 15 hours of furlough for each permanent full-time employee in each year from July 1, 2016, to June 30, 2019. The furlough was removed from the contract in FY2020.												
<b>FY2020 Salary Adjustments - GGU, CEA, TEAME</b>												
	SalAdj	93.8	93.8	0.0	0.0	0.0	0.0	0.0	0.0	0	0	0
1036 Cm Fish Ln		77.3										
1070 Fish En Ln		10.6										
1074 Bulk Fuel		0.9										
1164 RDIF		1.0										

**Change Record Detail - Multiple Scenarios with Descriptions**  
**Department of Commerce, Community, and Economic Development**

**Component:** Investments (383)

**RDU:** Investments (122)

Scenario/Change Record Title	Trans Type	Totals	Personal Services	Travel	Services	Commodities	Capital Outlay	Grants, Benefits	Miscellaneous	Positions		
										PFT	PPT	NP
1170		0.9										
SmBusEDRLF												
1209 Capstone		2.3										
1223 CharterRLF		0.3										
1224 MariculRLF		0.3										
1227 MicroRLF		0.2										
FY2020 Salary Adjustments - GGU, CEA, TEAME: \$93.8												
FY2020 GGU HI from \$1432 to \$1530: \$32.4												
FY2020 GGU 3% COLA: \$61.4												
<b>Reverse Alaska State Employees Association (GGU) 15 Hour Furlough</b>												
	SalAdj	4.3	4.3	0.0	0.0	0.0	0.0	0.0	0.0	0	0	0
1036 Cm Fish Ln		3.7										
1070 Fish En Ln		0.4										
1164 RDIF		0.1										
1170		0.1										
SmBusEDRLF												
The Alaska State Employees Association (representing the general government unit) contractually required 15 hours of furlough for each permanent full-time employee in each year from July 1, 2016, to June 30, 2019. The furlough requirement was removed from the contract in FY2020.												
<b>Totals</b>		<b>5,421.5</b>	<b>3,840.2</b>	<b>83.0</b>	<b>1,433.0</b>	<b>51.1</b>	<b>14.2</b>	<b>0.0</b>	<b>0.0</b>	<b>38</b>	<b>0</b>	<b>1</b>

**Personal Services Expenditure Detail**  
**Department of Commerce, Community, and Economic Development**

**Scenario:** FY2020 Governor (15610)  
**Component:** Investments (383)  
**RDU:** Investments (122)

PCN	Job Class Title	Time Status	Retire Code	Barg Unit	Location	Salary Sched	Range / Step	Comp Months	Split / Count	Annual Salaries	COLA	Premium Pay	Annual Benefits	Total Costs	UGF Amount
08-124X	Division Director	FT	A	XE	Juneau	N05	27F	8.0	**	86,088	0	0	41,839	127,927	0
08-1268	Loan/Collection Off II	FT	A	GP	Anchorage	200	18G / J	12.0		70,452	2,835	0	42,536	115,823	0
08-9008	Administrative Officer II	FT	A	SS	Juneau	205	19K	10.0	**	75,440	0	0	41,440	116,880	0
08-9012	Loan Closer/Processor II	FT	A	GP	Juneau	205	12A / B	12.0		40,746	1,640	0	32,397	74,783	0
08-9015	Accounting Tech II	FT	A	GP	Juneau	205	14F / G	12.0		54,941	2,211	0	37,242	94,394	0
08-9019	Accounting Tech II	FT	A	GP	Juneau	205	14A / B	12.0		46,407	1,867	0	34,329	82,603	0
08-9021	Loan Closer/Processor II	FT	A	GP	Juneau	205	12G	12.0		48,636	1,957	0	35,090	85,683	0
08-9025	Loan/Collection Off II	FT	A	GP	Juneau	205	18L / M	12.0		83,032	3,341	0	46,829	133,202	0
08-9026	Accounting Tech I	FT	A	GP	Juneau	205	12C / D	12.0		43,399	1,746	0	33,302	78,447	0
08-9028	Accounting Tech II	FT	A	GP	Juneau	99	14M	12.0		64,488	2,595	0	40,500	107,583	0
08-9036	Accounting Tech III	FT	A	GP	Juneau	205	16A / B	12.0		53,890	2,168	0	36,883	92,941	0
08-9038	Loan/Collection Off II	FT	A	GP	Juneau	205	18F / G	12.0		73,728	2,967	0	43,654	120,349	0
08-9039	Accountant III	FT	A	GP	Juneau	205	18A / B	12.0		62,340	2,509	0	39,767	104,616	0
08-9041	Loan/Collection Off II	FT	A	GP	Juneau	205	18A / B	12.0		61,450	2,473	0	39,463	103,386	0
08-9047	Accounting Tech I	FT	A	GP	Juneau	205	12E / F	12.0		46,085	1,854	0	34,219	82,158	0
08-9048	Accountant IV	FT	A	SS	Juneau	205	20E / F	12.0		90,585	0	0	49,747	140,332	0
08-9049	Accounting Tech III	FT	A	SS	Juneau	605	16D / E	12.0		65,226	0	0	41,092	106,318	0
08-9050	Division Operations Manager	FT	A	SS	Juneau	205	24L / M	12.0		133,602	0	0	64,386	197,988	0
08-9051	Administrative Assistant II	FT	A	GP	Juneau	205	14B	11.0	**	44,160	1,777	0	32,021	77,958	0
08-9052	Office Assistant II	FT	A	GP	Juneau	205	10D / E	12.0		39,402	1,585	0	31,938	72,925	0
08-9055	Loan Closer/Processor II	FT	A	GP	Juneau	205	12B / C	12.0		42,234	1,699	0	32,905	76,838	0
08-9057	Office Assistant I	FT	A	GP	Juneau	205	8D / E	12.0		35,058	1,411	0	30,456	66,925	0
08-9058	Loan/Collection Off II	FT	A	GP	Juneau	99	18M	12.0		84,879	3,415	0	47,460	135,754	0
08-9059	Loan/Collection Off II	FT	A	GP	Juneau	205	18A / B	12.0		61,628	2,480	0	39,524	103,632	0
08-9060	Loan Closer/Processor III	FT	A	SS	Juneau	605	14B / C	12.0		53,606	0	0	37,126	90,732	0
08-9061	Loan/Collection Officer III	FT	A	SS	Juneau	205	20B / C	12.0		81,594	0	0	46,678	128,272	0
08-9062	Loan/Collection Manager	FT	A	SS	Juneau	205	22L / M	12.0		114,845	0	0	58,027	172,872	0
08-9065	Administrative Assistant I	FT	A	GP	Juneau	205	12B / C	12.0		42,176	1,697	0	32,885	76,758	0
08-9068	Office Assistant II	FT	A	GP	Anchorage	200	10E / F	11.0	**	35,125	1,414	0	28,938	65,477	0
08-9069	Loan/Collection Officer III	FT	A	SS	Anchorage	200	20J	12.0		89,208	0	0	49,277	138,485	0
08-9071	Loan Closer/Processor II	FT	A	GP	Juneau	205	12B / C	12.0		42,464	1,709	0	32,983	77,156	0
08-9074	Loan/Collection Officer III	FT	A	SS	Juneau	205	20A / B	12.0		78,966	0	0	45,781	124,747	0
08-9075	Office Assistant III	FT	A	GP	Juneau	205	11J / K	12.0		48,156	1,938	0	34,926	85,020	0
08-9076	Accounting Tech III	FT	A	GP	Juneau	99	16M	12.0		74,287	2,989	0	43,844	121,120	0
08-9078	Loan Closer/Processor II	FT	A	GP	Juneau	205	12A / B	12.0		40,950	1,648	0	32,467	75,065	0
08-9079	Loan/Collection Off II	FT	A	GP	Juneau	205	18E / F	12.0		71,472	2,876	0	42,884	117,232	0
08-9083	Loan/Collection Off II	FT	A	GP	Juneau	205	18E / F	12.0		71,150	2,863	0	42,774	116,787	0
08-9086	Loan/Collection Off II	FT	A	GP	Anchorage	200	18A / B	12.0		59,206	2,382	0	38,697	100,285	0

Note: If a position is split, an asterisk (\*) will appear in the Split/Count column. If the split position is also counted in the component, two asterisks (\*\*) will appear in this column. [No valid job title] appearing in the Job Class Title indicates that the PCN has an invalid class code or invalid range for the class code effective date of this scenario.

**Personal Services Expenditure Detail**  
**Department of Commerce, Community, and Economic Development**

**Scenario:** FY2020 Governor (15610)  
**Component:** Investments (383)  
**RDU:** Investments (122)

PCN	Job Class Title	Time Status	Retire Code	Barg Unit	Location	Salary Sched	Range / Step	Comp Months	Split / Count	Annual Salaries	COLA	Premium Pay	Annual Benefits	Total Costs	UGF Amount
08-N17005	Publications Spec I	NP	A	GP	Juneau	205	13A	12.0		42,636	1,434	0	23,662	67,732	0
<b>Total</b>													<b>Total Salary Costs:</b>	2,453,737	
<b>Positions</b>													<b>Total COLA:</b>	63,480	
<b>Full Time Positions:</b>													<b>Total Premium Pay::</b>	0	
<b>Part Time Positions:</b>													<b>Total Benefits:</b>	1,539,968	
<b>Non Permanent Positions:</b>													<b>Total Pre-Vacancy:</b>	4,057,185	
<b>Positions in Component:</b>													<b>Minus Vacancy Adjustment of 5.35%:</b>	(216,985)	
<b>Total Component Months: 460.0</b>													<b>Total Post-Vacancy:</b>	3,840,200	
													<b>Plus Lump Sum Premium Pay:</b>	0	
													<b>Personal Services Line 100:</b>	3,840,200	

PCN Funding Sources:	Pre-Vacancy	Post-Vacancy	Percent
1036 Commercial Fishing Loan Fund	3,316,749	3,139,364	81.75%
1070 Fisheries Enhancement Revolving Loan Fund	470,228	445,079	11.59%
1074 Bulk Fuel Revolving Loan Fund	42,600	40,322	1.05%
1164 Rural Development Initiative Fund	44,629	42,242	1.10%
1170 Small Business Economic Development Revolving Loan Fund	42,600	40,322	1.05%
1209 Alaska Capstone Avionics Revolving Loan Fund	103,052	97,541	2.54%
1223 Commercial Charter Fisheries RLF	15,012	14,209	0.37%
1224 Mariculture Revolving Loan Fund	15,012	14,209	0.37%
1227 Alaska Microloan Revolving Loan Fund	7,303	6,912	0.18%
<b>Total PCN Funding:</b>	<b>4,057,185</b>	<b>3,840,200</b>	<b>100.00%</b>

Note: If a position is split, an asterisk (\*) will appear in the Split/Count column. If the split position is also counted in the component, two asterisks (\*\*) will appear in this column. [No valid job title] appearing in the Job Class Title indicates that the PCN has an invalid class code or invalid range for the class code effective date of this scenario.

**Line Item Detail (1676)**  
**Department of Commerce, Community, and Economic Development**  
**Travel**

**Component:** Investments (383)

Line Number	Line Name		FY2018 Actuals	FY2019 Management Plan
2000	Travel		25.4	83.0
Object Class	Servicing Agency	Explanation	FY2018 Actuals	FY2019 Management Plan
<b>2000 Travel Detail Totals</b>			<b>25.4</b>	<b>83.0</b>
2000	In-State Employee Travel	In-State Transportation - Transportation costs for travel relating to administration, conventions and meetings, boards and commissions.	18.7	75.0
2002	Out of State Employee Travel	Out-of-State Transportation - Transportation costs for travel relating to administration, conventions and meetings, boards and commissions.	6.7	8.0

**Line Item Detail (1676)**  
**Department of Commerce, Community, and Economic Development**  
**Services**

**Component:** Investments (383)

Line Number	Line Name		FY2018 Actuals	FY2019 Management Plan
3000	Services		826.7	1,439.4
Object Class	Servicing Agency	Explanation	FY2018 Actuals	FY2019 Management Plan
<b>3000 Services Detail Totals</b>			<b>826.7</b>	<b>1,439.4</b>
3000	Education Services	Training, educational conferences, agency memberships, tuition, books and fees for work-related courses.	0.9	3.2
3001	Financial Services	Accounting, auditing, management consulting, grantee monitoring, loan servicing and insurance related services.	35.9	60.0
3003	Information Technology	Information Technology - Training, consulting, equipment and software leases, licensing and maintenance.	12.7	17.0
3004	Telecommunications	Local, long distance, and cellular telephone charges, television, data/network, telecommunication equipment, and other wireless charges from outside vendors.	2.8	16.0
3005	Health Services	Health Services such as medical, dental, and psychiatric costs.	0.5	0.0
3006	Delivery Services	Freight, courier services, and postage.	4.1	5.0
3007	Advertising and Promotions	Advertising, promotions and legal notices.	10.2	15.0
3008	Utilities	Electricity, heating fuel, water, sewage and disposal services.	0.3	1.0
3009	Structure/Infrastructure/Land	Structure, infrastructure and land repairs, maintenance, rentals and leases.	2.8	7.0
3010	Equipment/Machinery	Machinery, furniture and equipment	7.7	55.1

**Line Item Detail (1676)**  
**Department of Commerce, Community, and Economic Development**  
**Services**

**Component:** Investments (383)

Object Class	Servicing Agency	Explanation	FY2018 Actuals	FY2019 Management Plan
<b>3000 Services Detail Totals</b>			<b>826.7</b>	<b>1,439.4</b>
		purchase, repairs, maintenance, rentals, and leases.		
3011	Other Services	Other services, including printer/copy machine services, printing services, and State Travel Office fees.	9.2	254.5
3011	Other Services	Inter-agency receipts that may not be collected.	0.0	29.6
3017	Inter-Agency Information Technology Non-Telecommunications	Admin - Department-wide Information Technology services not including those for telecommunications.	30.9	50.0
3018	Inter-Agency Information Technology Telecommunications	Admin - Department-wide Information Technology services for telecommunications (e.g. video conference, internet access, messaging, virtual private network).	51.2	75.0
3019	Inter-Agency Storage	Storage services, including archiving records.	0.1	5.0
3021	Inter-Agency Mail	Admin - Department-wide Division of General Services - Pro-rated share of expenses relating to central mailroom support and services.	14.1	30.0
3022	Inter-Agency Human Resources	Admin - Department-wide Division of Personnel and Labor Relations - Human resource and personnel services.	26.0	50.0
3023	Inter-Agency Building Leases	Commerce - DCCED State Facilities Rent (2472) State-owned facility space rent: Juneau State Office Building.	62.8	70.0
3023	Inter-Agency Building Leases	Commerce - DCCED State Facilities Rent (2472) State-owned facility space rent: Atwood Building.	14.3	20.0
3023	Inter-Agency Building Leases	Commerce - DCCED State Facilities Rent (2472) State-owned facility space rent: Linn Pacillo Parking Garage.	4.0	10.0
3024	Inter-Agency Legal	Law - Department-wide Regulations review and legal services.	14.7	75.0
3026	Inter-Agency Insurance	Admin - Department-wide Division of Risk Management - Risk	4.8	15.0

**Line Item Detail (1676)**  
**Department of Commerce, Community, and Economic Development**  
**Services**

**Component:** Investments (383)

Object Class	Servicing Agency	Explanation	FY2018 Actuals	FY2019 Management Plan
<b>3000 Services Detail Totals</b>			<b>826.7</b>	<b>1,439.4</b>
		management insurance charges for leased buildings, repossessed properties, public official bonds, and overhead.		
3027	Inter-Agency Financial	Admin - Department-wide		
		Division of Finance - Computer services for State accounting (IRIS), payroll (AKPAY), and reporting (ALDER) systems.	6.6	20.0
3028	Inter-Agency Americans with Disabilities Act Compliance	Admin - Department-wide		
		Americans with Disabilities Act (ADA) enforcement.	0.1	2.0
3037	State Equipment Fleet	Trans - Department-wide		
		State equipment fleet services.	3.0	4.0
3038	Inter-Agency Management/Consulting	Commerce - Administrative Services (1028)		
		Administrative Services support.	424.8	450.0
3038	Inter-Agency Management/Consulting	Commerce - Commissioner's Office (1027)		
		Commissioner's Office support.	82.2	100.0



**Line Item Detail (1676)**  
**Department of Commerce, Community, and Economic Development**  
**Commodities**

**Component:** Investments (383)

Line Number	Line Name		FY2018 Actuals	FY2019 Management Plan
4000	Commodities		94.5	51.1
Object Class	Servicing Agency	Explanation	FY2018 Actuals	FY2019 Management Plan
<b>4000 Commodities Detail Totals</b>			<b>94.5</b>	<b>51.1</b>
4000	Business	Supplies for office, library, training, and instructional needs, including small equipment, tools and subscriptions.	94.5	51.1

**Line Item Detail (1676)**  
**Department of Commerce, Community, and Economic Development**  
**Capital Outlay**

**Component:** Investments (383)

Line Number	Line Name		FY2018 Actuals	FY2019 Management Plan
5000	Capital Outlay		1.2	14.2
Object Class	Servicing Agency	Explanation	FY2018 Actuals	FY2019 Management Plan
<b>5000 Capital Outlay Detail Totals</b>			<b>1.2</b>	<b>14.2</b>
5004	Equipment	Equipment and furniture.	1.2	14.2

**Revenue Detail (1681)**

**Department of Commerce, Community, and Economic Development**

**Component:** Investments (383)

<b>Revenue Type (OMB Fund Code)</b> <b>Revenue Source</b>	<b>Component</b>	<b>Comment</b>	<b>FY2018 Actuals</b>	<b>FY2019 Management Plan</b>
<b>5007 I/A Rcpts (1007 I/A Rcpts)</b>			<b>0.0</b>	<b>29.6</b>
5301 Inter-Agency Receipts		Inter-Agency Receipts. These are not anticipated to be collected in FY2019.	0.0	29.6
<b>6004 Gen Fund (1004 Gen Fund)</b>			<b>0.6</b>	<b>0.0</b>
6046 General Fund - Prior Year Reimbursement Recovery		General Funds - Prior year reimbursement recovery.	0.6	0.0

**Inter-Agency Services (1682)**  
**Department of Commerce, Community, and Economic Development**

**Component:** Investments (383)

				FY2018 Actuals	FY2019 Management Plan
<b>Component Totals</b>				<b>739.5</b>	<b>971.0</b>
With Department of Administration				133.7	242.0
With Department of Commerce, Community, and Economic Development				588.1	650.0
With Department of Law				14.7	75.0
With Department of Transportation/Public Facilities				3.0	4.0
<b>Object Class</b>	<b>Servicing Agency</b>	<b>Explanation</b>	<b>FY2018 Actuals</b>	<b>FY2019 Management Plan</b>	
3017	Inter-Agency Information Technology Non-Telecommunications	Admin - Department-wide	Information Technology services not including those for telecommunications.	30.9	50.0
3018	Inter-Agency Information Technology Telecommunications	Admin - Department-wide	Information Technology services for telecommunications (e.g. video conference, internet access, messaging, virtual private network).	51.2	75.0
3021	Inter-Agency Mail	Admin - Department-wide	Division of General Services - Pro-rated share of expenses relating to central mailroom support and services.	14.1	30.0
3022	Inter-Agency Human Resources	Admin - Department-wide	Division of Personnel and Labor Relations - Human resource and personnel services.	26.0	50.0
3023	Inter-Agency Building Leases	Commerce - DCCED State Facilities Rent (2472)	State-owned facility space rent: Juneau State Office Building.	62.8	70.0
3023	Inter-Agency Building Leases	Commerce - DCCED State Facilities Rent (2472)	State-owned facility space rent: Atwood Building.	14.3	20.0
3023	Inter-Agency Building Leases	Commerce - DCCED State Facilities Rent (2472)	State-owned facility space rent: Linny Pacillo Parking Garage.	4.0	10.0
3024	Inter-Agency Legal	Law - Department-wide	Regulations review and legal services.	14.7	75.0
3026	Inter-Agency Insurance	Admin - Department-wide	Division of Risk Management - Risk	4.8	15.0

**Inter-Agency Services (1682)**  
**Department of Commerce, Community, and Economic Development**

**Component:** Investments (383)

Object Class	Servicing Agency	Explanation	FY2018 Actuals	FY2019 Management Plan
		management insurance charges for leased buildings, repossessed properties, public official bonds, and overhead.		
3027 Inter-Agency Financial	Admin - Department-wide	Division of Finance - Computer services for State accounting (IRIS), payroll (AKPAY), and reporting (ALDER) systems.	6.6	20.0
3028 Inter-Agency Americans with Disabilities Act Compliance	Admin - Department-wide	Americans with Disabilities Act (ADA) enforcement.	0.1	2.0
3037 State Equipment Fleet	Trans - Department-wide	State equipment fleet services.	3.0	4.0
3038 Inter-Agency Management/Consulting	Commerce - Administrative Services (1028)	Administrative Services support.	424.8	450.0
3038 Inter-Agency Management/Consulting	Commerce - Commissioner's Office (1027)	Commissioner's Office support.	82.2	100.0