

State of Alaska FY2020 Governor's Operating Budget

Department of Labor and Workforce Development Employment and Training Services Results Delivery Unit Budget Summary

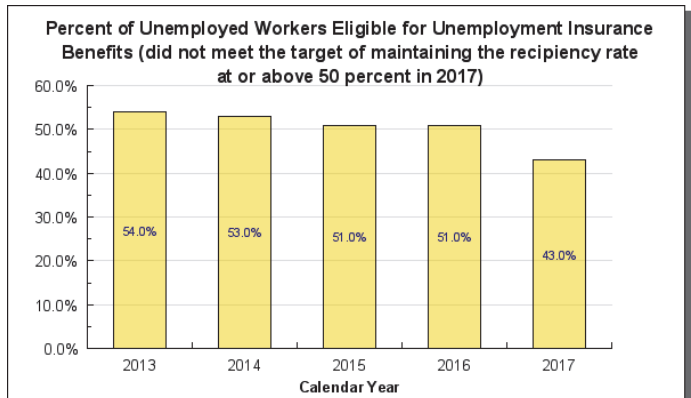
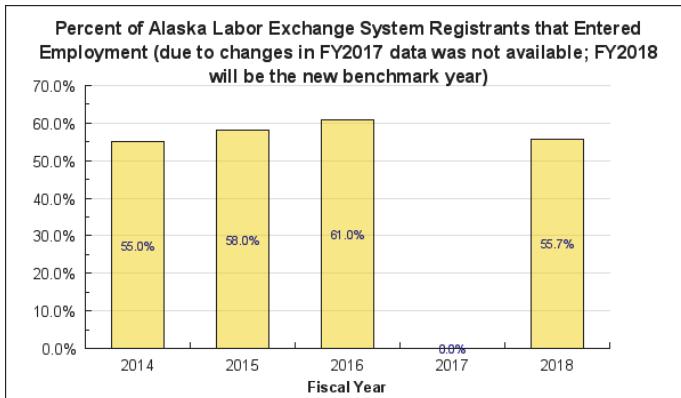
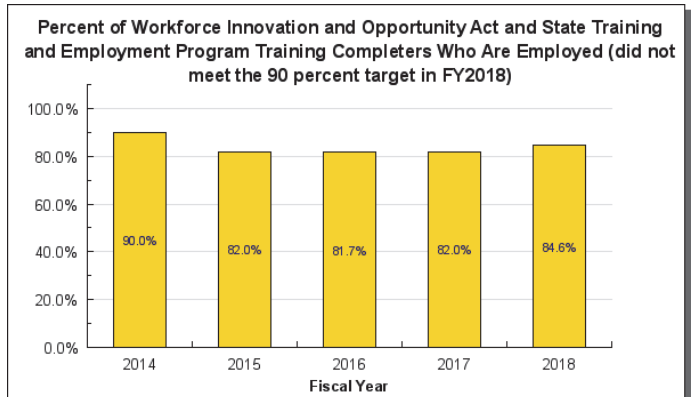
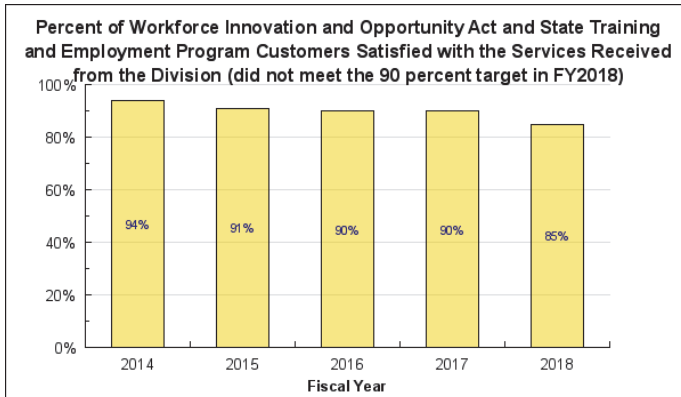
Employment and Training Services Results Delivery Unit

Contribution to Department's Mission

The mission of the Division of Employment and Training Services is to provide labor exchange, employment and training services, and unemployment insurance to Alaskans and Alaska businesses thereby advancing opportunities for employment and providing economic stability for communities in Alaska.

Results

(Additional performance information is available on the web at <https://omb.alaska.gov/results>.)



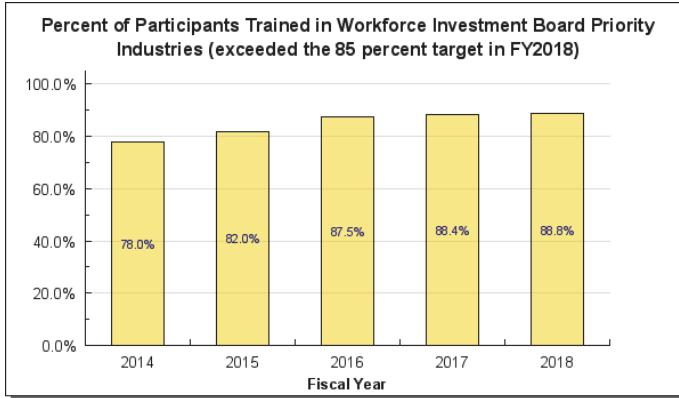
Core Services

- Maximize the degree to which workforce investment resources are invested according to the Alaska Workforce Investment Board priority industries.
- Meet all negotiated performance standards set by the Alaska Workforce Investment Board and the United States Department of Labor.
- Connect employers with qualified job seekers.
- Prepare more Alaskans for jobs requiring the equivalent of a high school diploma.
- Pay unemployment insurance benefits to Alaskans while they are temporarily unemployed.

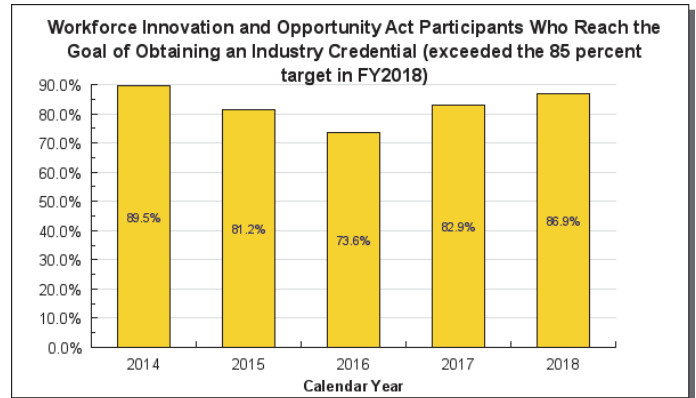
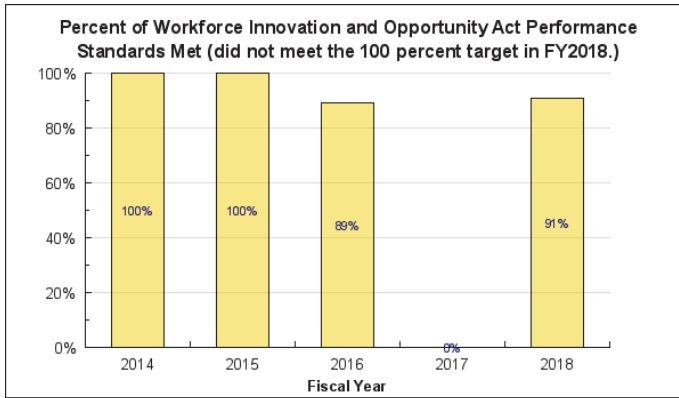
Measures by Core Service

(Additional performance information is available on the web at <https://omb.alaska.gov/results>.)

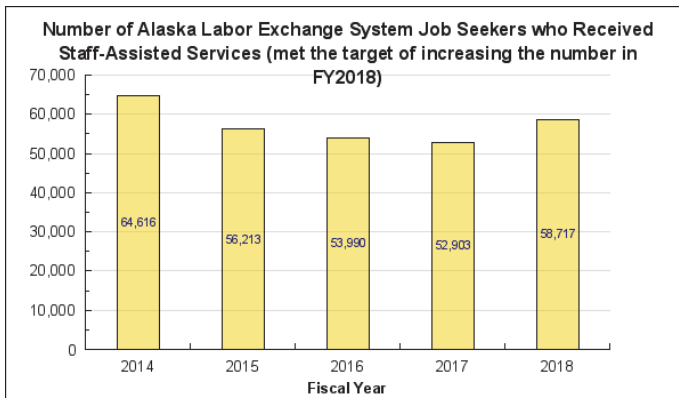
1. Maximize the degree to which workforce investment resources are invested according to the Alaska Workforce Investment Board priority industries.



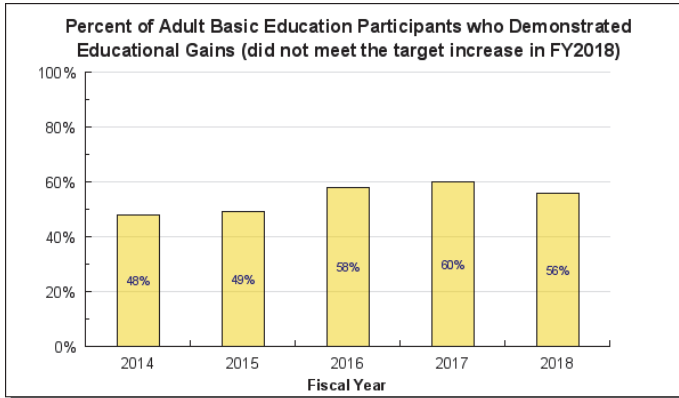
2. Meet all negotiated performance standards set by the Alaska Workforce Investment Board and the United States Department of Labor.



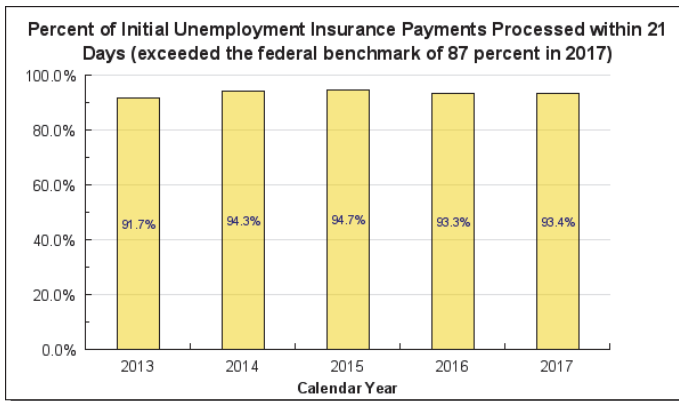
3. Connect employers with qualified job seekers.



4. Prepare more Alaskans for jobs requiring the equivalent of a high school diploma.



5. Pay unemployment insurance benefits to Alaskans while they are temporarily unemployed.



Major RDU Accomplishments in 2018

During FY2018, the Division of Employment and Training Services:

- Paid Unemployment Insurance (UI) benefits to 34,117 claimants totaling over \$110 million and collected \$4.8 million in overpaid benefits.
- Garnished IRS tax returns of claimants who owe the UI Trust Fund due to fraudulent claims through the Treasury Offset Program; UI has collected approximately \$4.4 million dollars to date through this program.
- Provided employment and training services to 12,463 Alaskans through 93 federal and state funded employment and training grants in the amount of \$21.8 million.
- Continued its efforts to expand apprenticeship as a proven resident hire initiative by providing consultation, guidance, and technical assistance to employers in the creation of 60 (49 registered by State of Alaska and 11 registered by United States Department of Labor) new registered apprenticeship programs in numerous occupations. These efforts resulted in the new Certified Nursing Assistant/Dementia Specialty apprenticeship program in the Alaska Pioneer Homes, and an overall increase in the number of health care Registered Apprenticeship programs (sponsors) from 22 to 67
- Applied for and received a \$1.26 million federal grant to Address Alaska’s Opioid crisis by providing employment and training services to Alaskans recovering from an opioid addiction, and those in health care industry serving Alaskans with an opioid addiction.

- Provided 2,631 WorkKeys assessments resulting in 692 job seekers earning a National Career Readiness Certificate that affirms a job seeker has the skills desired by employers.

Key RDU Challenges

Key challenges for the Division of Employment and Training Services include:

- Implementing a new information system to meet performance and common reporting requirements of the federal Workforce Innovation and Opportunity Act.
- Increasing utilization of Registered Apprenticeship, efforts include promoting program benefits; identifying related occupation instruction; assisting employers in identifying Alaskan candidates for the apprenticeship opportunity; and providing financial assistance to support new apprenticeship programs and eligible participants.
- Maintaining Unemployment Insurance service levels given the current high rate of staff turnover and a reduction of federal funds.

Significant Changes in Results to be Delivered in FY2020

By the end of FY2020, the Division of Employment and Training Services will be using the single common intake system to integrate business and job seeker services and Unemployment Insurance as well as grants. As a result, the Workforce Services component will need to reevaluate current business practices and implement changes to its service delivery model.

Contact Information
<p>Contact: Patsy Westcott, Acting Director Phone: (907) 465-5927 E-mail: patsy.westcott@alaska.gov</p>

**Employment and Training Services
RDU Financial Summary by Component**

All dollars shown in thousands

	FY2018 Actuals				FY2019 Management Plan				FY2020 Governor			
	UGF+DGF Funds	Other Funds	Federal Funds	Total Funds	UGF+DGF Funds	Other Funds	Federal Funds	Total Funds	UGF+DGF Funds	Other Funds	Federal Funds	Total Funds
Formula Expenditures None.												
Non-Formula Expenditures												
DETS	0.0	115.6	981.3	1,096.9	0.0	201.1	1,180.6	1,381.7	0.0	203.4	1,202.3	1,405.7
Administration												
Workforce Services	502.5	3,468.0	10,920.6	14,891.1	765.2	4,541.7	12,322.1	17,629.0	771.7	4,564.3	12,538.7	17,874.7
Workforce Development	15,671.0	0.0	10,103.5	25,774.5	15,726.8	0.0	10,319.1	26,045.9	16,214.5	0.0	10,386.0	26,600.5
Unemployment Insurance	721.3	292.4	18,886.9	19,900.6	840.5	356.4	21,712.1	22,909.0	858.5	359.1	22,208.0	23,425.6
Totals	16,894.8	3,876.0	40,892.3	61,663.1	17,332.5	5,099.2	45,533.9	67,965.6	17,844.7	5,126.8	46,335.0	69,306.5

**Employment and Training Services
Summary of RDU Budget Changes by Component
From FY2019 Management Plan to FY2020 Governor**

All dollars shown in thousands

	<u>Unrestricted Gen (UGF)</u>	<u>Designated Gen (DGF)</u>	<u>Other Funds</u>	<u>Federal Funds</u>	<u>Total Funds</u>
FY2019 Management Plan	3,821.6	13,510.9	5,099.2	45,533.9	67,965.6
One-time items:					
-Workforce Services	0.0	0.0	-128.8	0.0	-128.8
Adjustments which continue current level of service:					
-DETS Administration	0.0	0.0	2.3	21.7	24.0
-Workforce Services	0.0	6.5	151.4	216.6	374.5
-Workforce Development	4.0	9.9	0.0	66.9	80.8
-Unemployment Insurance	0.0	18.0	2.7	495.9	516.6
Proposed budget increases:					
-Workforce Development	0.0	473.8	0.0	0.0	473.8
FY2020 Governor	3,825.6	14,019.1	5,126.8	46,335.0	69,306.5