

State of Alaska FY2020 Governor's Operating Budget

Department of Revenue Treasury Division Component Budget Summary

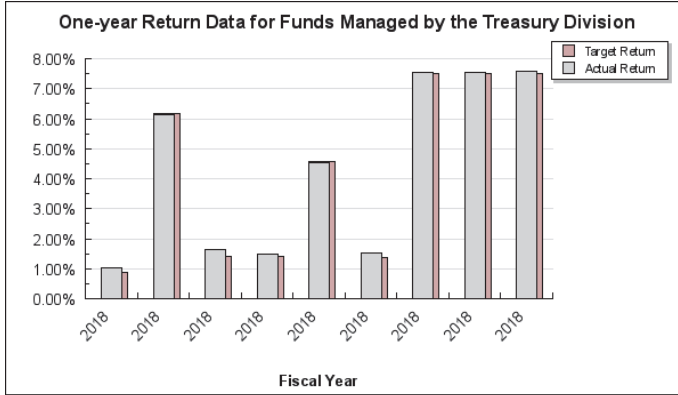
Component: Treasury Division

Contribution to Department's Mission

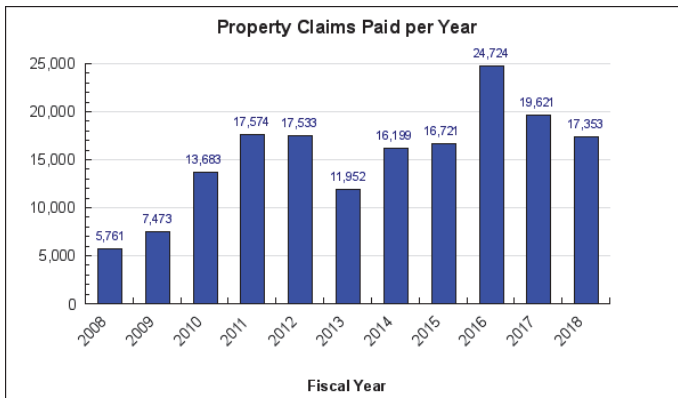
The mission of the Treasury Division is to manage the state's funds consistent with prudent investment guidelines and Governmental Accounting Standards Board (GASB) rules.

Results

(Additional performance information is available on the web at <https://omb.alaska.gov/results>.)



Target: Yields at which the state issues debt will not exceed 30 basis points of the applicable benchmark.



Core Services

- Manage the investment of state funds
- Maintain the state's credit rating and provide capital financing for state agencies
- Manage unclaimed property and reunite with owners

Measures by Core Service

(Additional performance information is available on the web at <https://omb.alaska.gov/results>.)

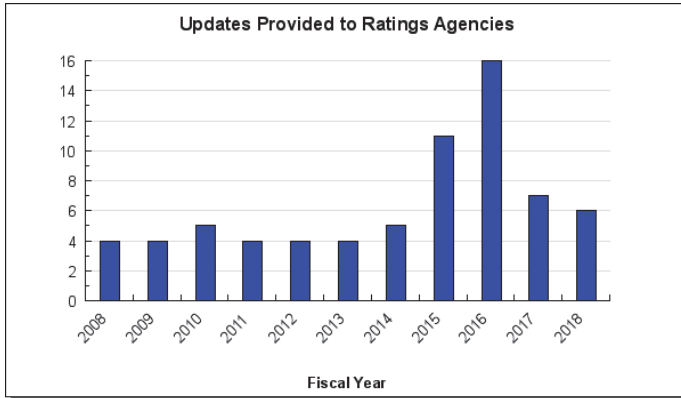
1. Manage the investment of state funds

Target: Increase average longevity of the investment officers to five years.

Target: At least four investment staff will have their Chartered Financial Analyst (CFA) designation.



2. Maintain the state's credit rating and provide capital financing for state agencies



3. Manage unclaimed property and reunite with owners

Target: Increase the number of first time reporting companies.

Major Component Accomplishments in 2018

- 26 of the 28 non-retirement funds managed by the Treasury Division met or exceeded the benchmark returns, including the General Fund and Other Non-segregated Investments (GeFONSI) and Constitutional Budget Reserve Funds.
- Staff longevity remained constant. Staff are continuing to pursue Chartered Financial Analyst (CFA) designation. Increased knowledge will be important as internally managed investments and the oversight of more complex investments grow.

Key Component Challenges

- Managing investment risk in the current low interest rate environment and during market volatility.
- Maintaining the State of Alaska's credit ratings. Regular communication of state current events and fiscal plans to the rating analysts as well as ensuring analysts' concerns are relayed to state leadership, are key to meeting this challenge. During fiscal year 2018 all three rating agencies had downgraded the state an additional notch by November 2, 2017 and all maintained a negative outlook on the state's credit. By June

30, 2018, all three ratings outlooks had been revised to stable and additional downgrades are not currently anticipated. As of October 26, 2018, Fitch and S&P rate Alaska at AA and Moody's at Aa3.

- Evaluating asset allocations and new investment opportunities.
- Responding to rapid changes and uncertainty in the banking industry, including regulatory issues and reserve requirements.
- State assets managed by Treasury staff, including the GeFONSI and the Constitutional Budget Reserve Fund, totaled \$8.3 billion at June 30, 2018; bringing total assets managed by Treasury to \$41 billion. Market volatility, increasingly complex and growing investment mandates continue to provide investment challenges.
- Maintaining contracts for new merchant services.
- Maintaining bank earnings rates adequate to pay for banking fees in the current low interest environment.

Significant Changes in Results to be Delivered in FY2020

No changes in results delivered.

Statutory and Regulatory Authority

AS 37.10	Public Finance – Public Funds
AS 37.15	Public Finance – Bonding
AS 37.10.220	Duties of the Alaska Retirement Management Board
AS 43.05.150	Administration of Revenue Laws - Collection of Money
AS 43.05.170	Payment of Warrants
AS 43.05.180	Accounting for State Funds
AS 44.25.020	Department of Revenue – Duties of Department

Contact Information
Contact: Brad Ewing, Director, Administrative Services Phone: (907) 465-2312 E-mail: Brad.Ewing@alaska.gov

Treasury Division Personal Services Information				
Authorized Positions			Personal Services Costs	
	<u>FY2019</u> <u>Management</u> <u>Plan</u>	<u>FY2020</u> <u>Governor</u>		
Full-time	42	43	Annual Salaries	6,030,326
Part-time	1	1	COLA	25,584
Nonpermanent	0	0	Premium Pay	0
			Annual Benefits	2,824,742
			<i>Less 4.10% Vacancy Factor</i>	<i>(364,536)</i>
			Lump Sum Premium Pay	5,184
Totals	43	44	Total Personal Services	8,521,300

Position Classification Summary					
Job Class Title	Anchorage	Fairbanks	Juneau	Others	Total
Accountant II	0	0	1	0	1
Accountant III	0	0	2	0	2
Accountant IV	0	0	5	0	5
Accountant V	0	0	2	0	2
Accounting Tech III	0	0	1	0	1
Administrative Assistant I	0	0	1	0	1
Administrative Officer II	0	0	1	0	1
Dep Commissioner	0	0	1	0	1
Office Assistant II	0	0	1	0	1
Operations Res Anl I	0	0	1	0	1
State Comptroller	0	0	1	0	1
State Investment Officer	0	0	27	0	27
Totals	0	0	44	0	44

Component Detail All Funds
Department of Revenue

Component: Treasury Division (121)
RDU: Taxation and Treasury (510)

Non-Formula Component

	FY2018 Actuals	FY2019 Conference Committee	FY2019 Authorized	FY2019 Management Plan	FY2020 Governor	FY2019 Management Plan vs FY2020 Governor	
71000 Personal Services	6,820.0	8,033.1	8,033.1	8,033.1	8,521.3	488.2	6.1%
72000 Travel	28.4	37.8	37.8	37.8	37.8	0.0	0.0%
73000 Services	991.5	1,875.6	1,875.6	1,875.6	1,880.0	4.4	0.2%
74000 Commodities	117.1	39.8	39.8	39.8	39.8	0.0	0.0%
75000 Capital Outlay	0.0	0.0	0.0	0.0	0.0	0.0	0.0%
77000 Grants, Benefits	0.0	0.0	0.0	0.0	0.0	0.0	0.0%
78000 Miscellaneous	0.0	0.0	0.0	0.0	0.0	0.0	0.0%
Totals	7,957.0	9,986.3	9,986.3	9,986.3	10,478.9	492.6	4.9%
Fund Sources:							
1004 Gen Fund (UGF)	2,239.1	2,860.6	2,860.6	2,860.6	2,751.7	-108.9	-3.8%
1007 I/A Rcpts (Other)	5,191.2	6,507.8	6,507.8	6,507.8	6,959.0	451.2	6.9%
1017 Ben Sys (Other)	93.7	98.0	98.0	98.0	164.3	66.3	67.7%
1027 Int Airprt (Other)	28.5	34.7	34.7	34.7	38.6	3.9	11.2%
1066 Pub School (Other)	120.1	125.5	125.5	125.5	204.6	79.1	63.0%
1092 MHTAAR (Other)	33.7	0.0	0.0	0.0	0.0	0.0	0.0%
1169 PCE Endow (DGF)	250.7	359.7	359.7	359.7	360.7	1.0	0.3%
Unrestricted General (UGF)	2,239.1	2,860.6	2,860.6	2,860.6	2,751.7	-108.9	-3.8%
Designated General (DGF)	250.7	359.7	359.7	359.7	360.7	1.0	0.3%
Other Funds	5,467.2	6,766.0	6,766.0	6,766.0	7,366.5	600.5	8.9%
Federal Funds	0.0	0.0	0.0	0.0	0.0	0.0	0.0%
Positions:							
Permanent Full Time	42	42	42	42	43	1	2.4%
Permanent Part Time	1	1	1	1	1	0	0.0%
Non Permanent	0	0	0	0	0	0	0.0%

Change Record Detail - Multiple Scenarios with Descriptions
Department of Revenue

Component: Treasury Division (121)
RDU: Taxation and Treasury (510)

Scenario/Change Record Title	Trans Type	Totals	Personal Services	Travel	Services	Commodities	Capital Outlay	Grants, Benefits	Miscellaneous	Positions		NP
										PFT	PPT	
***** Changes From FY2019 Conference Committee To FY2019 Authorized *****												
FY2019 Conference Committee												
	ConfCom	9,986.3	8,033.1	37.8	1,875.6	39.8	0.0	0.0	0.0	42	1	0
1004 Gen Fund		2,860.6										
1007 I/A Rcpts		6,507.8										
1017 Ben Sys		98.0										
1027 Int Airprt		34.7										
1066 Pub School		125.5										
1169 PCE Endow		359.7										
Subtotal		9,986.3	8,033.1	37.8	1,875.6	39.8	0.0	0.0	0.0	42	1	0
***** Changes From FY2019 Management Plan To FY2020 Governor *****												
Education Endowment Fund Management Fees HB213												
	FisNot	4.4	0.0	0.0	4.4	0.0	0.0	0.0	0.0	0	0	0
1004 Gen Fund		4.4										
<p>This increment is for the management fees for the Education Endowment Fund for the Fiscal Note on HB213. It will be managed as a separate fund in the general fund to be invested in a manner likely to achieve at least a four percent nominal return over a five year period. Using similarly targeted funds as a guide, the costs of managing this fund are estimated using a fund balance based on an annual dividend of \$1,000, with the expectation that 10% of PFD recipients aged 18 years of age or older invest one-half of their dividend in the lottery each year (approximately \$25 million per year) and investment costs are seven basis points (.0007).</p>												
Reverse Supervisory Unit 15 Hour Furlough Reduction												
	SalAdj	0.8	0.8	0.0	0.0	0.0	0.0	0.0	0.0	0	0	0
1004 Gen Fund		0.2										
1007 I/A Rcpts		0.6										
Add Support Position												
	Inc	140.0	140.0	0.0	0.0	0.0	0.0	0.0	0.0	1	0	0
1007 I/A Rcpts		140.0										
<p>Add one classified Accountant V to support the expanded investment team. With adequate support, the investment team will continue to build on cost savings resulting from moving asset management in house.</p> <p>The funding for this position will come from inter-agency receipts paid from the pension funds managed by the Alaska Retirement Management Board (ARMB) and invested by the Treasury Division.</p> <p>The increase in internal capacity resulting from this investment will enable the division to more actively manage the state's assets and find new opportunities for increased returns.</p>												
Implement Exempt Salary Plan												
	Inc	150.0	150.0	0.0	0.0	0.0	0.0	0.0	0.0	0	0	0

Change Record Detail - Multiple Scenarios with Descriptions
Department of Revenue

Component: Treasury Division (121)
RDU: Taxation and Treasury (510)

Scenario/Change Record Title	Trans Type	Totals	Personal Services	Travel	Services	Commodities	Capital Outlay	Grants, Benefits	Miscellaneous	Positions		
										PFT	PPT	NP
1004 Gen Fund		22.5										
1007 I/A Rcpts		127.5										

This increment would allow the Treasury Division to implement an exempt salary plan. This will allow Treasury to attract and retain State Investment Officers by narrowing the difference between state salaries and current salaries available in the employment market both inside and outside of Juneau.

The state invests in internal and external training to ensure these employees are competent in their accounting, investment, and analytical responsibilities. This investment is lost when employees take this experience and move on to more lucrative employment opportunities. Financial results are published and monitored closely in world financial centers. State Investment Officers achieving the best results will attract the attention of potential employers. By offering salaries comparable to the market, the state is in a better position to retain investment staff.

Move State Investment Officer Salaries to Market

	Inc	Totals	Personal Services	Travel	Services	Commodities	Capital Outlay	Grants, Benefits	Miscellaneous	PFT	PPT	NP
1004 Gen Fund		4.8										
1007 I/A Rcpts		155.2										

This increment would allow the Treasury Division to continue to attract and retain State Investment Officers by narrowing the difference between state salaries and current salaries available in the employment market both inside and outside of Juneau.

The state invests in internal and external training to ensure these employees are competent in their accounting, investment and analytical responsibilities. This investment is lost when employees take this experience and move on to more lucrative employment opportunities. Financial results are published and monitored closely in world financial centers. State Investment Officers achieving the best results will attract the attention of potential employers. By offering salaries comparable to the market, the state is in a better position to retain investment staff.

Fund Source Change

	FndChg	Totals	Personal Services	Travel	Services	Commodities	Capital Outlay	Grants, Benefits	Miscellaneous	PFT	PPT	NP
1004 Gen Fund		-148.2										
1017 Ben Sys		65.9										
1027 Int Airprt		3.8										
1066 Pub School		78.5										

The Treasury Division is responsible for managing the State's treasury and pension funds. The Treasury Division utilizes a federally approved cost allocation plan to develop budgets and allocate costs equitably among each fund, trust, and client agency. There continues to be a shift in assets under management with more funds being managed by the Alaska Retirement Management Board (ARMB), causing the total of the State assets being managed percentage to decrease. Similarly, the cost allocation among the State assets is shifting. As the balance in the Constitutional Budget Reserve Fund (CBRF) has decreased, the other state assets share a greater cost burden resulting in the need for increases in some appropriations.

The Treasury Division cannot absorb these allocable costs without shifting to the general fund.

Retiree Health Insurance Fund - Long Term Care \$64.4
 Retiree Health Insurance Fund - Major Medical \$1.5
 International Airports Revenue Fund \$3.8

Change Record Detail - Multiple Scenarios with Descriptions
Department of Revenue

Component: Treasury Division (121)
RDU: Taxation and Treasury (510)

Scenario/Change Record Title	Trans Type	Totals	Personal Services	Travel	Services	Commodities	Capital Outlay	Grants, Benefits	Miscellaneous	Positions		NP
										PFT	PPT	
Public School Trust Fund \$78.5 General Fund <\$148.2>												
FY2020 Salary Adjustments - GGU, CEA, TEAME												
SalAdj		35.4	35.4	0.0	0.0	0.0	0.0	0.0	0.0	0	0	0
1004 Gen Fund		6.8										
1007 I/A Rcpts		26.5										
1017 Ben Sys		0.4										
1027 Int Airprt		0.1										
1066 Pub School		0.6										
1169 PCE Endow		1.0										
FY2020 Salary Adjustments - GGU, CEA, TEAME: \$35.4												
FY2020 GGU HI from \$1432 to \$1530: \$10.3												
FY2020 GGU 3% COLA: \$25.1												
Reverse Alaska State Employees Association (GGU) 15 Hour Furlough												
SalAdj		2.0	2.0	0.0	0.0	0.0	0.0	0.0	0.0	0	0	0
1004 Gen Fund		0.6										
1007 I/A Rcpts		1.4										
The Alaska State Employees Association (representing the general government unit) contractually required 15 hours of furlough for each permanent full-time employee in each year from July 1, 2016, to June 30, 2019. The furlough requirement was removed from the contract in FY2020.												
Totals		10,478.9	8,521.3	37.8	1,880.0	39.8	0.0	0.0	0.0	43	1	0

Personal Services Expenditure Detail
Department of Revenue

Scenario: FY2020 Governor (15610)
Component: Treasury Division (121)
RDU: Taxation and Treasury (510)

PCN	Job Class Title	Time Status	Retire Code	Barg Unit	Location	Salary Sched	Range / Step	Comp Months	Split / Count	Annual Salaries	COLA	Premium Pay	Annual Benefits	Total Costs	UGF Amount
04-#027	Accountant V	FT	A	SS	Juneau	205	22B	12.0		90,720	0	0	50,292	141,012	0
04-0020	State Investment Officer	FT	A	XE	Juneau	N05	22 /	12.0		171,821	0	0	75,888	247,709	37,677
04-5001	Dep Commissioner	FT	A	XE	Juneau	N05	28L	12.0		147,084	0	0	68,826	215,910	32,840
04-5002	State Comptroller	FT	A	XE	Juneau	N05	27K / L	12.0		139,902	0	0	66,775	206,677	31,436
04-5005	State Investment Officer	FT	A	XE	Juneau	N05	24 /	12.0		216,125	0	0	88,537	304,662	9,079
04-5007	Accountant V	FT	A	SS	Juneau	205	22F	12.0		103,632	0	0	54,770	158,402	17,155
04-5008	Accountant IV	FT	A	GP	Juneau	205	20G	12.0		84,192	3,402	0	47,688	135,282	24,418
04-5010	Accountant IV	FT	A	SS	Juneau	205	20E / F	12.0		90,449	0	0	50,198	140,647	21,392
04-5011	State Investment Officer	FT	A	XE	Juneau	N05	30 /	12.0		360,208	0	0	129,672	489,880	17,685
04-5012	State Investment Officer	FT	A	XE	Juneau	N05	24 /	12.0		255,065	0	0	99,654	354,719	12,805
04-5013	State Investment Officer	FT	A	XE	Juneau	N05	22 /	12.0		128,131	0	0	63,122	191,253	29,090
04-5018	Accounting Tech III	FT	A	GP	Juneau	205	16K / L	12.0		71,028	2,870	0	43,123	117,021	17,799
04-5020	Accountant III	FT	A	SS	Juneau	205	18B / C	12.0		71,435	0	0	43,604	115,039	17,497
04-5021	Accountant II	FT	A	GP	Juneau	205	16F / G	12.0		63,504	2,566	0	40,514	106,584	7,695
04-5022	Operations Res Anl I	FT	A	GP	Juneau	205	21J	6.0	**	46,956	1,897	0	25,529	74,382	66,103
04-5024	State Investment Officer	FT	A	XE	Juneau	N05	22 /	12.0		256,899	0	0	100,178	357,077	12,891
04-5025	State Investment Officer	FT	A	XE	Juneau	N05	22	6.0	*	91,133	0	0	40,948	132,081	132,081
04-5029	State Investment Officer	FT	A	XE	Juneau	N05	24 /	12.0		192,965	0	0	81,925	274,890	1,979
04-5030	State Investment Officer	FT	A	XE	Juneau	N05	24 /	12.0		246,558	0	0	97,225	343,783	138,407
04-5032	State Investment Officer	FT	A	XE	Juneau	N05	22 /	12.0		164,667	0	0	73,845	238,512	0
04-5033	State Investment Officer	FT	A	XE	Juneau	N05	20 /	12.0		95,527	0	0	51,815	147,342	0
04-5037	State Investment Officer	FT	A	XE	Juneau	N05	20 /	12.0		123,778	0	0	61,612	185,390	111,846
04-5039	Administrative Assistant I	FT	A	GP	Juneau	205	12G / J	12.0		49,320	1,993	0	35,595	86,908	13,219
04-5040	State Investment Officer	FT	A	XE	Juneau	N05	20 /	12.0		95,181	0	0	51,695	146,876	5,302
04-5042	State Investment Officer	FT	A	XE	Juneau	N05	16 /	12.0		93,037	0	0	50,952	143,989	25,990
04-5043	State Investment Officer	FT	A	XE	Juneau	N05	22 /	12.0		270,156	0	0	103,963	374,119	146,692
04-5044	State Investment Officer	FT	A	XE	Juneau	N05	22 /	12.0		142,020	0	0	67,380	209,400	0
04-5045	Accountant IV	FT	A	GP	Juneau	205	20J / K	12.0		87,839	3,549	0	48,953	140,341	45,330
04-5046	Accountant III	FT	A	GP	Juneau	205	18B / C	12.0		64,130	2,591	0	40,731	107,452	3,879
04-5047	Accountant IV	FT	A	GP	Juneau	205	20B / C	12.0		71,660	2,895	0	43,342	117,897	17,932
04-5049	Accountant IV	FT	A	GP	Juneau	205	20B / C	12.0		72,506	2,930	0	43,635	119,071	2,584
04-8015	Office Assistant II	PT	A	GP	Juneau	205	10B / C	7.0		22,057	891	0	18,435	41,383	6,294
04-9500	Administrative Officer II	FT	A	SS	Juneau	205	19F	12.0		84,936	0	0	48,286	133,222	20,263
04-X005	State Investment Officer	FT	A	XE	Juneau	N05	18 /	12.0		128,772	0	0	63,344	192,116	34,677
04-X006	State Investment Officer	FT	A	XE	Juneau	N05	22 /	12.0		183,485	0	0	79,218	262,703	1,892
04-X020	State Investment Officer	FT	A	XE	Juneau	N05	22 /	12.0		111,643	0	0	57,404	169,047	0
04-X021	State Investment Officer	FT	A	XE	Juneau	N05	22 /	12.0		243,141	0	0	96,250	339,391	0
04-X035	State Investment Officer	FT	A	XE	Juneau	N05	18 /	12.0		95,527	0	0	51,815	147,342	4,391

Note: If a position is split, an asterisk (*) will appear in the Split/Count column. If the split position is also counted in the component, two asterisks (**) will appear in this column. [No valid job title] appearing in the Job Class Title indicates that the PCN has an invalid class code or invalid range for the class code effective date of this scenario.

Personal Services Expenditure Detail
Department of Revenue

Scenario: FY2020 Governor (15610)
Component: Treasury Division (121)
RDU: Taxation and Treasury (510)

PCN	Job Class Title	Time Status	Retire Code	Barg Unit	Location	Salary Sched	Range / Step	Comp Months	Split / Count	Annual Salaries	COLA	Premium Pay	Annual Benefits	Total Costs	UGF Amount
04-X074	State Investment Officer	FT	A	XE	Juneau	N05	22 /	12.0		177,229	0	0	77,432	254,661	7,589
04-X075	State Investment Officer	FT	A	XE	Juneau	N05	22 /	12.0		231,563	0	0	92,944	324,507	9,670
04-X084	State Investment Officer	FT	A	XE	Juneau	N05	22 /	12.0		75,644	0	0	44,920	120,564	868
04-X085	State Investment Officer	FT	A	XE	Juneau	N05	22 /	12.0		135,078	0	0	65,398	200,476	120,947
04-X086	State Investment Officer	FT	A	XE	Juneau	N05	22 /	12.0		118,869	0	0	59,910	178,779	27,192
04-X089	State Investment Officer	FT	A	XE	Juneau	N05	22 /	12.0		162,094	0	0	73,111	235,205	7,009
04-X090	State Investment Officer	FT	A	XE	Juneau	N05	22 /	12.0		102,660	0	0	54,289	156,949	23,872

	Total Positions	New	Deleted
Full Time Positions:	43	1	0
Part Time Positions:	1	0	0
Non Permanent Positions:	0	0	0
Positions in Component:	44	1	0

Total Salary Costs:	6,030,326
Total COLA:	25,584
Total Premium Pay:	0
Total Benefits:	2,824,742
Total Pre-Vacancy:	8,880,652
Minus Vacancy Adjustment of 4.10%:	(364,536)
Total Post-Vacancy:	8,516,116
Plus Lump Sum Premium Pay:	5,184
Personal Services Line 100:	8,521,300

Total Component Months: 523.0

PCN Funding Sources:	Pre-Vacancy	Post-Vacancy	Percent
1004 General Fund Receipts	1,265,467	1,213,522	14.25%
1007 Interagency Receipts	7,229,996	6,933,217	81.41%
1017 Benefits Systems Receipts	87,289	83,706	0.98%
1027 International Airport Revenue Fund	21,880	20,982	0.25%
1066 Public School Trust Fund	105,711	101,372	1.19%
1169 PCE Endowment Fund	170,308	163,317	1.92%
Total PCN Funding:	8,880,652	8,516,116	100.00%

Note: If a position is split, an asterisk (*) will appear in the Split/Count column. If the split position is also counted in the component, two asterisks (**) will appear in this column. [No valid job title] appearing in the Job Class Title indicates that the PCN has an invalid class code or invalid range for the class code effective date of this scenario.

Personal Services Expenditure Detail
Department of Revenue

Scenario: FY2020 Governor (15610)
Component: Treasury Division (121)
RDU: Taxation and Treasury (510)

Lump Sum Funding Sources:	Amount	Percent
1169 General Fund Receipts	788	15.00%
1169 Interagency Receipts	4,095	79.00%
1169 Benefits Systems Receipts	66	1.00%
1169 International Airport Revenue Fund	16	0.00%
1169 Public School Trust Fund	82	2.00%
1169 PCE Endowment Fund	136	3.00%
Total Lump Sum Funding:	5,184	100.00%

Note: If a position is split, an asterisk (*) will appear in the Split/Count column. If the split position is also counted in the component, two asterisks (**) will appear in this column.
[No valid job title] appearing in the Job Class Title indicates that the PCN has an invalid class code or invalid range for the class code effective date of this scenario.

Line Item Detail (1676)
Department of Revenue
Travel

Component: Treasury Division (121)

Line Number	Line Name		FY2018 Actuals	FY2019 Management Plan
2000	Travel		28.4	37.8
Object Class	Servicing Agency	Explanation	FY2018 Actuals	FY2019 Management Plan
2000 Travel Detail Totals			28.4	37.8
2000	In-State Employee Travel	Employee instate travel - airfare, lodging, surface transportation, reimbursable travel costs, and meal & incidentals	12.3	17.0
2001	In-State Non-Employee Travel	Non-Employee instate travel - airfare, lodging, surface transportation, reimbursable travel costs, and meal & incidentals	0.6	0.0
2002	Out of State Employee Travel	Employee out of state travel - airfare, lodging, surface transportation, reimbursable travel costs, and meal & incidentals	14.7	20.8
2003	Out of State Non-Employee Travel	Non-Employee out of state travel - airfare, lodging, surface transportation, reimbursable travel costs, and meal & incidentals	0.8	0.0

Line Item Detail (1676)
Department of Revenue
Services

Component: Treasury Division (121)

Line Number	Line Name		FY2018 Actuals	FY2019 Management Plan
3000	Services		991.5	1,875.6
Object Class	Servicing Agency	Explanation	FY2018 Actuals	FY2019 Management Plan
3000 Services Detail Totals			991.5	1,875.6
3000	Education Services	Training, conferences, memberships, and employee tuition	5.8	10.0
3001	Financial Services	Accounting, auditing, management/consulting services	314.2	640.3
3003	Information Technology	IT training, consulting, software licensing, software maintenance, and IT equipment leases	407.0	511.3
3004	Telecommunications	Local, long distance, cellular and telecommunications equipment charges; data/network; and television	10.2	20.0
3006	Delivery Services	Delivery and courier services	0.2	0.3
3007	Advertising and Promotions	Advertising of legal notices for regulations and public hearings	7.7	0.4
3008	Utilities	Disposal of records and confidential material	0.4	0.0
3009	Structure/Infrastructure/Land	Repairs/maintenance of structures or infrastructure	47.4	2.4
3010	Equipment/Machinery	Repairs, maintenance, rentals and/or leases of office furniture and equipment	5.8	8.0
3011	Other Services	Professional management and consulting services; printing and copying services; and State Travel Office fees	3.2	16.0

Line Item Detail (1676)
Department of Revenue
Services

Component: Treasury Division (121)

Object Class		Servicing Agency	Explanation	FY2018 Actuals	FY2019 Management Plan
3000 Services Detail Totals				991.5	1,875.6
3017	Inter-Agency Information Technology Non-Telecommunications	Admin - Department-wide	ETS chargeback for computer services (including EPR and MICS charges for mainframe usage)	8.3	10.0
3018	Inter-Agency Information Technology Telecommunications	Admin - Department-wide	ETS chargeback for telecommunications EPR, phone lines and service requests	14.3	33.1
3020	Inter-Agency Building Maintenance	Admin - Department-wide	Building maintenance performed by Division of General Services	1.1	0.3
3021	Inter-Agency Mail	Admin - Department-wide	Central mailroom services including pickup and delivery of U.S. mail, postage, mailing of state warrants	0.5	4.0
3022	Inter-Agency Human Resources	Admin - Department-wide	Human resource and payroll services provided by the Division of Personnel	7.2	12.3
3023	Inter-Agency Building Leases	Admin - Department-wide	Cost of space in state-owned facilities	0.0	57.1
3026	Inter-Agency Insurance	Admin - Department-wide	Risk Management	0.3	0.4
3027	Inter-Agency Financial	Admin - Department-wide	Division of Finance IRIS and AKPAY	11.2	18.5
3028	Inter-Agency Americans with Disabilities Act Compliance	Admin - Department-wide	ADA compliance	0.0	0.1
3029	Inter-Agency Education/Training	Admin - Department-wide	Training provided by state agencies – Division of General Services and Division of Finance training for procurement and ALDER reporting	0.1	0.5
3031	Inter-Agency Construction	Admin - Department-wide	Construction work provided by Division of General Services	0.0	0.7
3036	Inter-Agency Safety	Admin - Department-wide	Parking enforcement at State Office Building located in Juneau	0.0	1.4
3038	Inter-Agency Management/Consulting	Admin - Department-wide	Investment auditing and consulting services provided by Retirement & Benefits	32.2	24.5
3038	Inter-Agency	Rev - Administrative Services (125)	Support services provided by the	100.9	428.0

Line Item Detail (1676)
Department of Revenue
Services

Component: Treasury Division (121)

Object Class	Servicing Agency	Explanation	FY2018 Actuals	FY2019 Management Plan
3000 Services Detail Totals			991.5	1,875.6
		Administrative Services Division		
3038	Inter-Agency Management/Consulting	Rev - Commissioner's Office (123)	13.5	54.0
3038	Inter-Agency Management/Consulting	Admin - Department-wide	0.0	22.0

Line Item Detail (1676)
Department of Revenue
Commodities

Component: Treasury Division (121)

Line Number	Line Name		FY2018 Actuals	FY2019 Management Plan
4000	Commodities		117.1	39.8
Object Class	Servicing Agency	Explanation	FY2018 Actuals	FY2019 Management Plan
4000 Commodities Detail Totals			117.1	39.8
4000	Business	Business supplies including book and educational equipment and furniture; office supplies; desktop computers, printers and IT equipment less than \$5,000 per item; and subscriptions including electronic access to information	117.1	38.5
4002	Household/Institutional	Institutional supplies	0.0	1.3

Revenue Detail (1681)
Department of Revenue

Component: Treasury Division (121)

Revenue Type (OMB Fund Code)	Component	Comment	FY2018 Actuals	FY2019 Management Plan
Revenue Source				
5007 I/A Rcpts (1007 I/A Rcpts)			5,191.2	6,507.8
5301 Inter-Agency Receipts			5,191.2	6,507.8

Inter-Agency Services (1682)
Department of Revenue

Component: Treasury Division (121)

				FY2018 Actuals	FY2019 Management Plan
Component Totals				189.6	666.9
With Department of Administration				75.2	184.9
With Department of Revenue				114.4	482.0
Object Class	Servicing Agency	Explanation	FY2018 Actuals	FY2019 Management Plan	
3017	Inter-Agency Information Technology Non-Telecommunications	Admin - Department-wide	ETS chargeback for computer services (including EPR and MICS charges for mainframe usage)	8.3	10.0
3018	Inter-Agency Information Technology Telecommunications	Admin - Department-wide	ETS chargeback for telecommunications EPR, phone lines and service requests	14.3	33.1
3020	Inter-Agency Building Maintenance	Admin - Department-wide	Building maintenance performed by Division of General Services	1.1	0.3
3021	Inter-Agency Mail	Admin - Department-wide	Central mailroom services including pickup and delivery of U.S. mail, postage, mailing of state warrants	0.5	4.0
3022	Inter-Agency Human Resources	Admin - Department-wide	Human resource and payroll services provided by the Division of Personnel	7.2	12.3
3023	Inter-Agency Building Leases	Admin - Department-wide	Cost of space in state-owned facilities	0.0	57.1
3026	Inter-Agency Insurance	Admin - Department-wide	Risk Management	0.3	0.4
3027	Inter-Agency Financial	Admin - Department-wide	Division of Finance IRIS and AKPAY	11.2	18.5
3028	Inter-Agency Americans with Disabilities Act Compliance	Admin - Department-wide	ADA compliance	0.0	0.1
3029	Inter-Agency Education/Training	Admin - Department-wide	Training provided by state agencies – Division of General Services and Division of Finance training for procurement and ALDER reporting	0.1	0.5
3031	Inter-Agency Construction	Admin - Department-wide	Construction work provided by Division of General Services	0.0	0.7
3036	Inter-Agency Safety	Admin - Department-wide	Parking enforcement at State Office	0.0	1.4

Inter-Agency Services (1682)
Department of Revenue

Component: Treasury Division (121)

Object Class		Servicing Agency	Explanation	FY2018 Actuals	FY2019 Management Plan
3038	Inter-Agency Management/Consulting	Admin - Department-wide	Building located in Juneau Investment auditing and consulting services provided by Retirement & Benefits	32.2	24.5
3038	Inter-Agency Management/Consulting	Rev - Administrative Services (125)	Support services provided by the Administrative Services Division	100.9	428.0
3038	Inter-Agency Management/Consulting	Rev - Commissioner's Office (123)	Support services provided by the Commissioner's Office	13.5	54.0
3038	Inter-Agency Management/Consulting	Admin - Department-wide		0.0	22.0