

**State of Alaska
FY2021 Governor's Operating Budget**

**Department of Commerce, Community, and Economic
Development
Insurance Operations
RDU/Component Budget Summary**

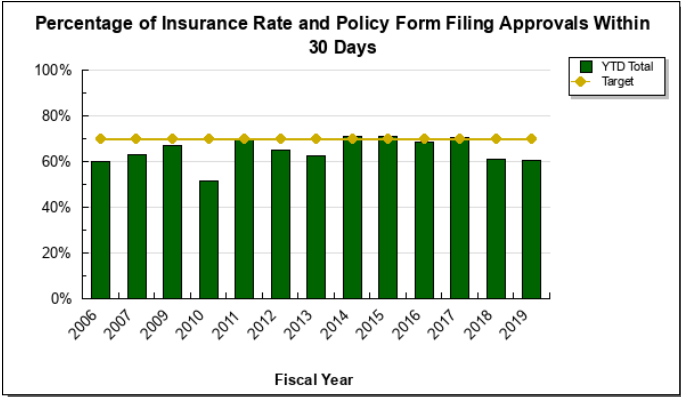
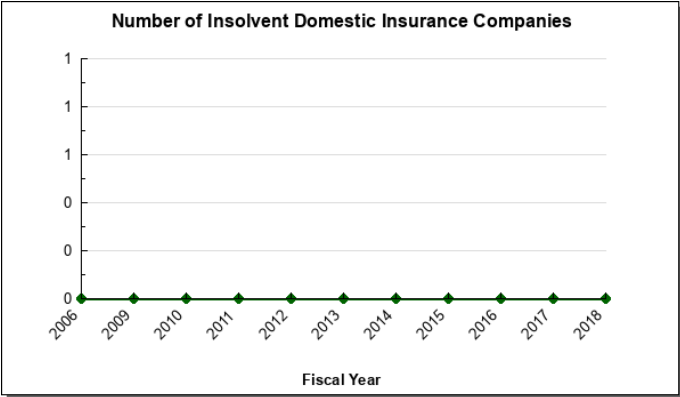
RDU/Component: Insurance Operations

Contribution to Department's Mission

Regulate the insurance industry to protect Alaskan consumers.

Results

(Additional performance information is available on the web at <https://omb.alaska.gov/results>.)



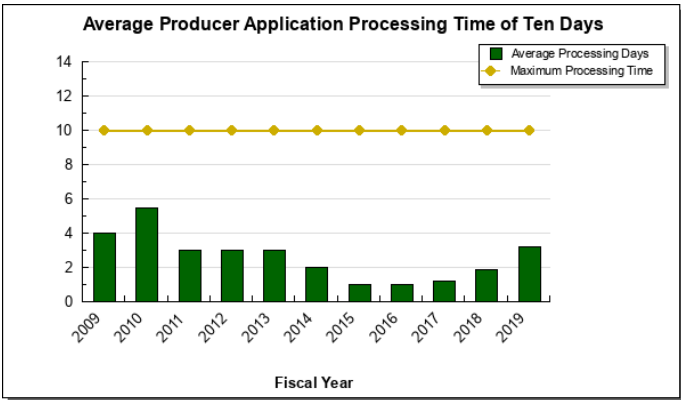
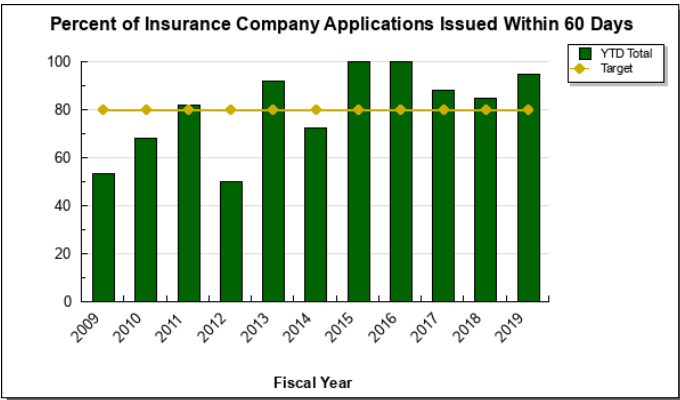
Core Services

- Licensing
- Compliance
- Investigations
- Life & Health
- Consumer Services

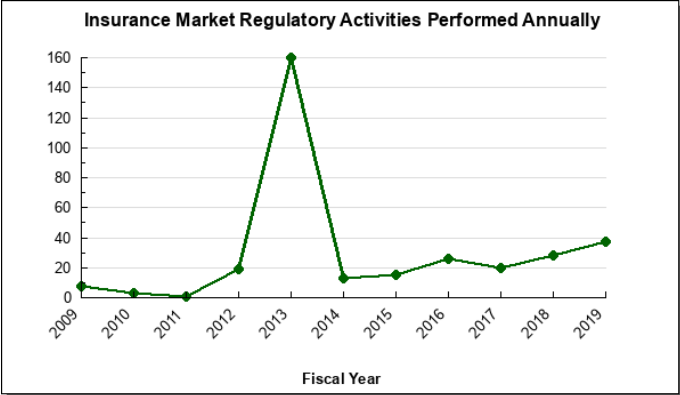
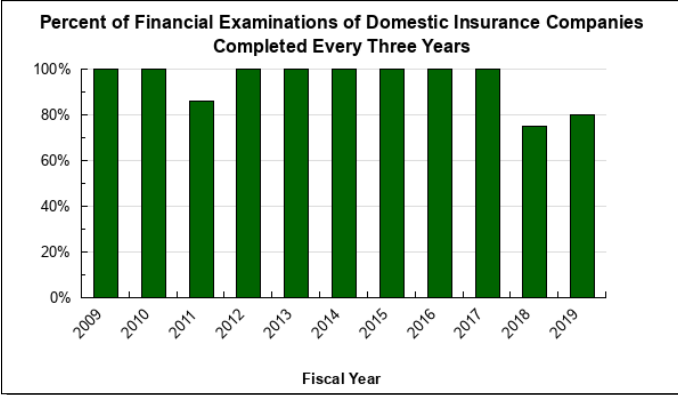
Measures by Core Service

(Additional performance information is available on the web at <https://omb.alaska.gov/results>.)

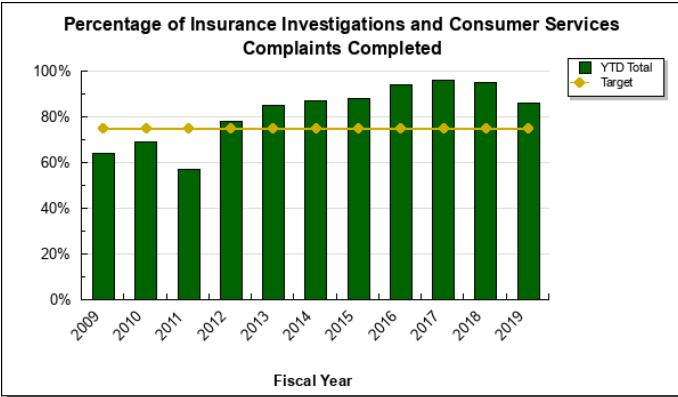
1. Licensing



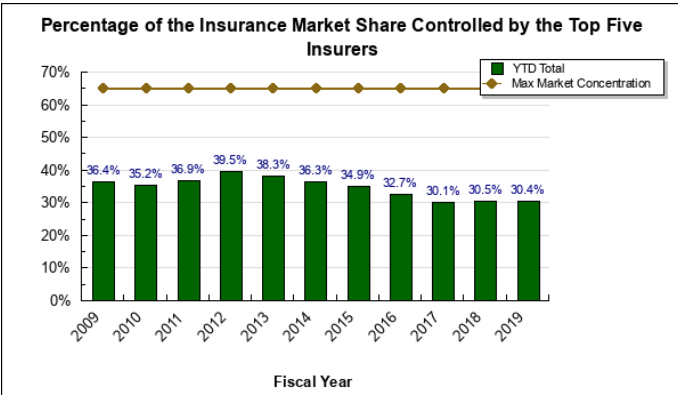
2. Compliance



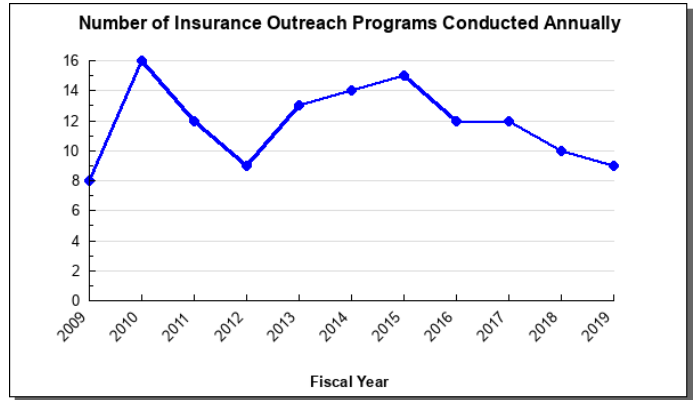
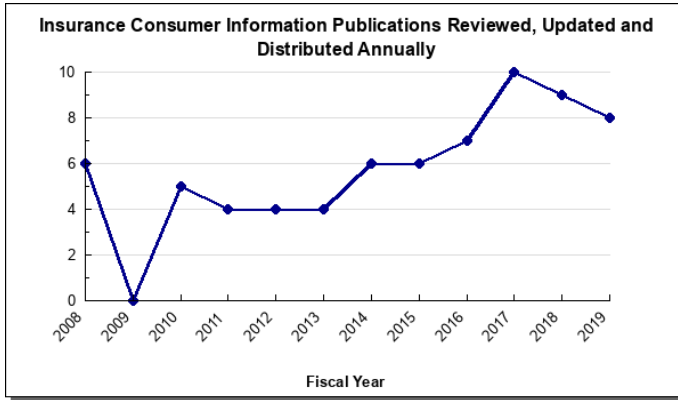
3. Investigations



4. Life & Health



5. Consumer Services



Major Component Accomplishments in 2019

- The division collected \$85 million in premium taxes, penalties and fees.
- The division was awarded a Centers for Medicare and Medicaid Services (CMS) Market Stabilization Grant in the amount of \$276,972. Funds will be expended to strengthen the private health insurance market in Alaska.
- The division successfully completed the development of its External Healthcare Review process. Using a 100% federal grant, the division promulgated regulations for external healthcare reviews, received federal approval and confirmation that Alaska’s standards meet National Association of Insurance Commissioners (NAIC) parallel equivalency, and developed several external review program elements (website, forms and publications, public outreach, procedures, etc.).
- The division streamlined its supervisory structure in the Licensing and Administrative sections by eliminating middle management positions, with a goal of one supervisor (SU) for at least five general bargaining unit (GCU) employees.
- The division passed legislation that brought its financial standards in line with NAIC requirements for accreditation. The NAIC is the umbrella organization that coordinates policies between states and sets national standards for training and compliance within state regulatory organizations. Satisfying and documenting compliance with accreditation requirements was a tremendous accomplishment for the division’s financial section staff.

Key Component Challenges

Affordable Care Act

The division continues to devote significant time and resources to ongoing implementation of the Affordable Care Act (ACA). Efforts include analyzing federal regulation and guidance documents; developing filing guidance for insurers; reviewing and approving health insurance rate and form filings; working with the CMS for the approval of rate and form filings, responding to surveys, media, and consumer inquiries; and monitoring the financial health of insurers with ACA plans. The division will continue to respond to the changes and inquiries of the CMS and the Center for Consumer Information & Insurance Oversight related to the ACA and will be responsive to the impact on Alaska consumers.

The division has spent considerable staff time analyzing federal healthcare policy reform. Life and Health section staff have worked closely with the Governor’s Office and Alaska’s congressional delegation to provide analysis of the impact of ACA “Repeal and Replace” efforts on Alaska’s individual healthcare market. If Congress is successful with its efforts to repeal and replace ACA, Alaska’s insurance market could be significantly impacted, and the division would be challenged to implement new requirements to protect consumers and ensure the stability of Alaska’s health care insurance market.

Compliance and Market Regulation

Market conduct examinations, analyses, and investigations are used to assess compliance with the law, identify best practices, and correct behavior. The Division of Insurance performs its own market conduct examinations and

participates in multi-state examinations. Market regulations is expanding beyond using market conduct examinations as the primary method of resolving market conduct issues. In FY2019, the division commenced a review of its market regulation activities the division has participated in the NAIC Market Regulation Certification Pilot program and drafted new policies and procedures and confirmed it is performing necessary functions consistent with recommended levels. The challenge is growing this program, and training staff not familiar with market conduct examinations using limited resources available.

Health Care Insurance Costs

While the individual market experienced some relief, Alaska's high health care insurance costs continue to be a significant challenge for the division. This challenge is amplified in the small group market, and small businesses are experiencing negative effects because of the high costs. The division is committed to identifying and implementing solutions to improve health care coverage affordability across all markets, particularly in the small group market. In FY2019, the division exercised its power as a regulatory agency to issue cease and desist orders to companies that were offering low-cost alternatives to traditional insurance products. These products did not comply with statute, were not properly licensed, and were not financially solvent. The division advocated for legislation that would allow Alaskans to purchase direct primary care plans. It is a challenge to protect the public from products that are not traditional and do not fit within regulatory constraints while still providing viable and affordable options for Alaskans who need health care.

Licensing

The Licensing section is working towards revising the independent adjuster laws in the state. The division's goal is to adopt the NAIC Model Act, which would provide uniformity amongst states for licensing of public adjusters. Additionally, the division is scheduled to transition to SOLAR in December 2019, the newest iteration of the NAIC's data platform that the licensing section utilizes. This transition will require significant testing and training during the implementation process.

Property & Casualty

The division consolidated Property and Casualty Insurance Specialists in the Anchorage office. Historically, the unit has been split between the Anchorage and Juneau office. The supervisor and senior staff reside in Anchorage. Locating all Insurance Specialists in one location creates efficiencies in how filings are processed and enables training opportunities to occur more frequently.

Significant Changes in Results to be Delivered in FY2021

State Flexibility Grant

The division was awarded a CMS Market Stabilization Grant in the amount of \$276,972. The grant supports the state's role in implementing and planning for federal market reforms and consumer protections guaranteed by the Patient Protection and Affordable Care Act, including; guaranteed availability of coverage, guaranteed renewability of coverage, and essential health benefits.

Statutory and Regulatory Authority

AS 21	Insurance
3 AAC 21 to 31	Insurance

Contact Information
Contact: Lori Wing-Heier, Director Phone: (907) 269-7896 E-mail: lori.wing-heier@alaska.gov

Insurance Operations Personal Services Information				
Authorized Positions			Personal Services Costs	
	FY2020 Management Plan	FY2021 Governor		
Full-time	47	46	Annual Salaries	3,458,983
Part-time	0	0	COLA	28,218
Nonpermanent	0	0	Premium Pay	0
			Annual Benefits	2,046,925
			<i>Less 5.15% Vacancy Factor</i>	<i>(285,226)</i>
			Lump Sum Premium Pay	0
Totals	47	46	Total Personal Services	5,248,900

Position Classification Summary					
Job Class Title	Anchorage	Fairbanks	Juneau	Others	Total
Accounting Technician I	0	0	2	0	2
Actuary	0	0	2	0	2
Administrative Assistant II	1	0	1	0	2
Administrative Officer II	0	0	1	0	1
Consr Svc Spec	3	0	0	0	3
Consr Svc Spvr	1	0	0	0	1
Deputy Director, Insurance	0	0	1	0	1
Division Director - Px	1	0	0	0	1
Ins Fin Exam II	2	0	0	0	2
Ins Fin Examiii	1	0	0	0	1
Ins Lic Exam II	0	0	2	0	2
Insurance Financial Examiner I	2	0	0	0	2
Insurance Licensing Examiner I	0	0	2	0	2
Insurance Specialist I	2	0	0	0	2
Insurance Specialist II	2	0	3	0	5
Insurance Specialist III	2	0	2	0	4
Investigator III	3	0	0	0	3
Investigator IV	1	0	0	0	1
Office Assistant I	1	0	1	0	2
Office Assistant II	0	0	1	0	1
Program Coordinator II	0	0	2	0	2
Publications Specialist III	0	0	1	0	1
Regulations Specialist II	0	0	1	0	1
Secretary	1	0	0	0	1
Tax Auditor III	0	0	1	0	1
Totals	23	0	23	0	46

Component Detail All Funds
Department of Commerce, Community, and Economic Development

Component: Insurance Operations (354)
RDU: Insurance (116)

Non-Formula Component

	FY2019 Actuals	FY2020 Conference Committee	FY2020 Authorized	FY2020 Management Plan	FY2021 Governor	FY2020 Management Plan vs FY2021 Governor	
71000 Personal Services	4,804.8	5,280.7	5,280.7	5,280.7	5,248.9	-31.8	-0.6%
72000 Travel	132.0	119.3	119.3	176.8	176.8	0.0	0.0%
73000 Services	1,975.9	2,370.2	2,370.2	2,312.7	2,312.7	0.0	0.0%
74000 Commodities	131.9	59.2	59.2	59.2	59.2	0.0	0.0%
75000 Capital Outlay	0.0	35.3	35.3	35.3	35.3	0.0	0.0%
77000 Grants, Benefits	0.0	0.0	0.0	0.0	0.0	0.0	0.0%
78000 Miscellaneous	0.0	0.0	0.0	0.0	0.0	0.0	0.0%
Totals	7,044.6	7,864.7	7,864.7	7,864.7	7,832.9	-31.8	-0.4%
Fund Sources:							
1002 Fed Rcpts (Fed)	22.0	277.7	277.7	277.7	277.7	0.0	0.0%
1007 I/A Rcpts (Other)	25.6	0.0	0.0	0.0	0.0	0.0	0.0%
1061 CIP Rcpts (Other)	61.6	259.3	259.3	259.3	239.2	-20.1	-7.8%
1108 Stat Desig (Other)	40.0	19.9	19.9	19.9	40.0	20.1	101.0%
1156 Rcpt Svcs (DGF)	6,895.4	7,307.8	7,307.8	7,307.8	7,276.0	-31.8	-0.4%
Unrestricted General (UGF)	0.0	0.0	0.0	0.0	0.0	0.0	0.0%
Designated General (DGF)	6,895.4	7,307.8	7,307.8	7,307.8	7,276.0	-31.8	-0.4%
Other Funds	127.2	279.2	279.2	279.2	279.2	0.0	0.0%
Federal Funds	22.0	277.7	277.7	277.7	277.7	0.0	0.0%
Positions:							
Permanent Full Time	47	47	47	47	46	-1	-2.1%
Permanent Part Time	0	0	0	0	0	0	0.0%
Non Permanent	0	0	0	0	0	0	0.0%

Change Record Detail - Multiple Scenarios with Descriptions
Department of Commerce, Community, and Economic Development

Component: Insurance Operations (354)
RDU: Insurance (116)

Scenario/Change Record Title	Trans Type	Totals	Personal Services	Travel	Services	Commodities	Capital Outlay	Grants, Benefits	Miscellaneous	Positions		NP
										PFT	PPT	
***** Changes From FY2020 Conference Committee To FY2020 Authorized *****												
FY2020 Conference Committee												
	ConfCom	7,864.7	5,280.7	119.3	2,370.2	59.2	35.3	0.0	0.0	47	0	0
1002 Fed Rcpts		277.7										
1061 CIP Rcpts		259.3										
1108 Stat Desig		19.9										
1156 Rcpt Svcs		7,307.8										
Subtotal		7,864.7	5,280.7	119.3	2,370.2	59.2	35.3	0.0	0.0	47	0	0
***** Changes From FY2020 Authorized To FY2020 Management Plan *****												
Align Authority with Anticipated Expenditures												
	LIT	0.0	0.0	57.5	-57.5	0.0	0.0	0.0	0.0	0	0	0
Transfer authority from services to cover anticipated travel costs. The remaining services authority is sufficient to cover anticipated expenditures.												
Subtotal		7,864.7	5,280.7	176.8	2,312.7	59.2	35.3	0.0	0.0	47	0	0
***** Changes From FY2020 Management Plan To FY2021 Governor *****												
FY2021 Salary and Health Insurance Increases												
	SalAdj	38.9	38.9	0.0	0.0	0.0	0.0	0.0	0.0	0	0	0
1156 Rcpt Svcs		38.9										
FY2021 GGU Salary Increases: \$28.1												
FY2021 increase to GGU Health Insurance from \$1530 to \$1555 per member per month: \$10.8												
Delete Vacant Office Assistant I (08-4032) and Authority Due to Completion of Scanning Project												
	Dec	-70.7	-70.7	0.0	0.0	0.0	0.0	0.0	0.0	-1	0	0
1156 Rcpt Svcs		-70.7										
Delete a full time Office Assistant I (08-4032), range 8, located in Juneau and related authority that is no longer needed as its scanning project has been completed.												
Replace Funding Source to Align with Anticipated Revenue												
	FndChg	0.0	0.0	0.0	0.0	0.0	0.0	0.0	0.0	0	0	0
1061 CIP Rcpts		-20.1										
1108 Stat Desig		20.1										
Replace capital improvement project (CIP) receipt authority with statutory designated program receipt (SDPR) authority to align with anticipated educational and training opportunities. The Division of Insurance receives funding from the National Association of Insurance Commissioners used for educational and training												

Change Record Detail - Multiple Scenarios with Descriptions
Department of Commerce, Community, and Economic Development

Component: Insurance Operations (354)

RDU: Insurance (116)

Scenario/Change Record Title	Trans Type	Totals	Personal Services	Travel	Services	Commodities	Capital Outlay	Grants, Benefits	Miscellaneous	Positions		
										PFT	PPT	NP
opportunities for division staff, primarily those who need to obtain or maintain specialized certifications needed by the Insurance Specialists, Financial Examiners and Market Conduct Examiners. This funding requires SDPR authority. The reduced CIP authority is better aligned with actual revenue.												
	Totals	7,832.9	5,248.9	176.8	2,312.7	59.2	35.3	0.0	0.0	46	0	0

Line Item Detail (1676)
Department of Commerce, Community, and Economic Development
Travel

Component: Insurance Operations (354)

Line Number	Line Name		FY2019 Actuals	FY2020 Management Plan	FY2021 Governor
2000	Travel		132.0	176.8	176.8
Object Class	Servicing Agency	Explanation	FY2019 Actuals	FY2020 Management Plan	FY2021 Governor
2000 Travel Detail Totals			132.0	176.8	176.8
2000	In-State Employee Travel	In-State Transportation - Transportation costs for travel relating to administration, conventions and meetings, boards and commissions.	41.1	34.0	34.0
2000	In-State Employee Travel	In-State Transportation for the Health Insurance Enforcement and Consumer Protection federal grant.	0.0	0.9	0.0
2002	Out of State Employee Travel	Out-of-State Transportation - Transportation costs for travel relating to administration, conventions and meetings, boards and commissions.	90.9	141.9	142.8

Line Item Detail (1676)
Department of Commerce, Community, and Economic Development
Services

Component: Insurance Operations (354)

Line Number	Line Name		FY2019 Actuals	FY2020 Management Plan	FY2021 Governor
3000	Services		1,975.9	2,312.7	2,312.7
Object Class	Servicing Agency	Explanation	FY2019 Actuals	FY2020 Management Plan	FY2021 Governor
3000 Services Detail Totals			1,975.9	2,312.7	2,312.7
3000	Education Services	Training, educational conferences, agency memberships, tuition, books and fees for work-related courses.	22.8	20.2	20.2
3001	Financial Services	Accounting, auditing, management consulting, grantee monitoring, loan servicing and insurance related services.	145.5	263.0	262.5
3002	Legal and Judicial Services	Legal and judicial services, including costs to conduct hearings and transcription fees.	3.3	15.0	15.0
3003	Information Technology	Information Technology - Training, consulting, equipment and software leases, licensing and maintenance.	12.3	50.0	50.0
3004	Telecommunications	Local, long distance, and cellular telephone charges, television, data/network, telecommunication equipment, and other wireless charges from outside vendors.	11.9	25.0	25.0
3006	Delivery Services	Freight, courier services, and postage.	4.8	5.0	5.0
3007	Advertising and Promotions	Advertising, promotions and legal notices.	45.4	50.0	50.0
3008	Utilities	Electricity, heating fuel, water, sewage and disposal services.	0.2	1.0	1.0
3009	Structure/Infrastructure/Land	Structure, infrastructure and land repairs, maintenance, rentals and leases.	3.3	11.0	11.0

Line Item Detail (1676)
Department of Commerce, Community, and Economic Development
Services

Component: Insurance Operations (354)

Object Class	Servicing Agency	Explanation	FY2019 Actuals	FY2020 Management Plan	FY2021 Governor
3000 Services Detail Totals			1,975.9	2,312.7	2,312.7
3010	Equipment/Machinery	Machinery, furniture and equipment purchase, repairs, maintenance, rentals, and leases.	12.8	20.0	20.0
3011	Other Services	Other services, including printer/copy machine services, printing services, and State Travel Office fees.	3.9	5.0	5.0
3011	Other Services	Other services for the Health Insurance Enforcement and Consumer Protection federal grant.	8.2	10.0	10.0
3017	Inter-Agency Information Technology Non-Telecommunications	Admin - Department-wide Enterprise Technology Services - Computer services (EPR).	54.4	40.0	40.0
3018	Inter-Agency Information Technology Telecommunications	Admin - Department-wide Information Technology services for telecommunications (e.g. video conference, internet access, messaging, virtual private network).	19.4	70.0	70.0
3020	Inter-Agency Building Maintenance	Admin - Department-wide Building maintenance services.	0.0	3.0	3.0
3021	Inter-Agency Mail	Admin - Department-wide Division of General Services - Pro-rated share of expenses relating to central mailroom support and services.	21.1	20.0	20.0
3022	Inter-Agency Human Resources	Admin - Department-wide Division of Personnel and Labor Relations - Human resource and personnel services.	30.8	35.0	35.0
3023	Inter-Agency Building Leases	Commerce - DCCED State Facilities Rent (2472) State-owned facility space rent: State Office Building Juneau.	76.0	70.0	70.0
3023	Inter-Agency Building Leases	Commerce - DCCED State Facilities Rent (2472) State-owned facility space rent: Atwood Building.	64.0	58.0	58.0
3023	Inter-Agency Building Leases	Commerce - DCCED State Facilities Rent (2472) State-owned facility space rent: Linny Pacillo Parking Garage.	20.4	20.0	20.0
3024	Inter-Agency Legal	Law - Department-wide Legal services.	574.0	670.5	671.0
3026	Inter-Agency Insurance	Admin - Department-wide Division of Risk Management - Risk management insurance charges for	0.9	1.0	1.0

Line Item Detail (1676)
Department of Commerce, Community, and Economic Development
Services

Component: Insurance Operations (354)

Object Class	Servicing Agency	Explanation	FY2019 Actuals	FY2020 Management Plan	FY2021 Governor
3000 Services Detail Totals			1,975.9	2,312.7	2,312.7
		leased buildings, repossessed properties, public official bonds, and overhead.			
3027	Inter-Agency Financial	Admin - Department-wide			
		Division of Finance - Computer services for State accounting (IRIS), payroll (AKPAY), and reporting (ALDER) systems.	8.2	10.0	10.0
3028	Inter-Agency Americans with Disabilities Act Compliance	Admin - Department-wide			
		Americans with Disabilities Act (ADA) enforcement.	0.3	2.0	2.0
3030	Inter-Agency Hearing/Mediation	Law - Department-wide			
		Hearing and mediation services.	4.0	3.0	3.0
3036	Inter-Agency Safety	PubSaf - Department-wide			
		Fingerprinting services.	14.4	15.0	15.0
3037	State Equipment Fleet	Trans - Department-wide			
		State equipment fleet services.	5.6	6.0	6.0
3038	Inter-Agency Management/Consulting	Commerce - Administrative Services (1028)			
		Administrative Services support.	708.0	714.0	714.0
3038	Inter-Agency Management/Consulting	Commerce - Commissioner's Office (1027)			
		Commissioner's Office support.	100.0	100.0	100.0

Line Item Detail (1676)
Department of Commerce, Community, and Economic Development
Commodities

Component: Insurance Operations (354)

Line Number	Line Name		FY2019 Actuals	FY2020 Management Plan	FY2021 Governor
4000	Commodities		131.9	59.2	59.2
Object Class	Servicing Agency	Explanation	FY2019 Actuals	FY2020 Management Plan	FY2021 Governor
4000 Commodities Detail Totals			131.9	59.2	59.2
4000	Business	Supplies for office, library, training, and instructional needs, including small equipment, tools and subscriptions.	131.2	59.2	59.2
4002	Household/Institutional	Cleaning, food, and other household supplies.	0.7	0.0	0.0

Line Item Detail (1676)

**Department of Commerce, Community, and Economic Development
Capital Outlay**

Component: Insurance Operations (354)

Line Number	Line Name		FY2019 Actuals	FY2020 Management Plan	FY2021 Governor
5000	Capital Outlay		0.0	35.3	35.3
Object Class	Servicing Agency	Explanation	FY2019 Actuals	FY2020 Management Plan	FY2021 Governor
5000 Capital Outlay Detail Totals			0.0	35.3	35.3
5004	Equipment	Equipment and furniture.	0.0	35.3	35.3

Revenue Detail (1681)

Department of Commerce, Community, and Economic Development

Component: Insurance Operations (354)

Revenue Type (OMB Fund Code) Revenue Source	Component	Comment	FY2019 Actuals	FY2020 Management Plan	FY2021 Governor
5002 Fed Rcpts (1002 Fed Rcpts)			22.0	277.7	277.7
5014 Federal Public Protection - Miscellaneous Grants		Federal receipts.	22.0	277.7	277.7
5007 I/A Rcpts (1007 I/A Rcpts)			25.6	0.0	0.0
5301 Inter-Agency Receipts	Admin - Department-wide	Inter-Agency Receipts.	25.6	0.0	0.0
5061 CIP Rcpts (1061 CIP Rcpts)			259.2	259.3	259.2
5351 Capital Improvement Project Inter-Agency		Capital Improvement Project Receipts.	259.2	259.3	259.2
5108 Stat Desig (1108 Stat Desig)			41.3	19.9	40.0
5200 Statutory Dsgntd Prgrm Rcpts Pblic Prctn - 3rd Party Clctns		National Association of Insurance Commissioners and other third-party reimbursement.	41.3	19.9	40.0
5156 Rcpt Svcs (1156 Rcpt Svcs)			6,895.4	7,307.8	7,276.0
5161 Receipt Supported Svcs Pblic Protection - Licenses & Permits		Revenue carryforward from licensing and permits from FY2019 to FY2020 per wordage in the operating bill.	1,000.0	1,000.0	1,000.0
5161 Receipt Supported Svcs Pblic Protection - Licenses & Permits		Charges for services.	13,268.5	6,307.8	6,276.0
5162 Receipt Supported Services - Charges for Services		Charges for services. Receipts collected in excess of expenditures that lapse to the General Fund.	-7,373.1	0.0	0.0
6004 Gen Fund (1004 Gen Fund)			71,862.1	55,530.6	55,530.6
6003 General Fund Pblic Prctn - Miscellaneous Fines/Forfeitures		Company and Producers Penalties, Fines and Surcharges.	397.1	0.0	0.0
6040 General Fund - Insurance Premium Tax		Insurance Premium Tax. In FY2019 and FY2020, revenues are deposited in the General Fund.	76,863.9	60,363.9	60,363.9
6040 General Fund - Insurance Premium Tax		Insurance Premium Tax transferred to the Department of Labor for	-5,398.9	-4,833.3	-4,833.3

Revenue Detail (1681)

Department of Commerce, Community, and Economic Development

Component: Insurance Operations (354)

Revenue Type (OMB Fund Code)	Component	Comment	FY2019 Actuals	FY2020 Management Plan	FY2021 Governor
Revenue Source		Workers Compensation. Projected amounts based on FY2018 actuals.			

Inter-Agency Services (1682)

Department of Commerce, Community, and Economic Development

Component: Insurance Operations (354)

				FY2019 Actuals	FY2020 Management Plan	FY2021 Governor
Component Totals				1,701.5	1,837.5	1,838.0
With Department of Administration				135.1	181.0	181.0
With Department of Commerce, Community, and Economic Development				968.4	962.0	962.0
With Department of Law				578.0	673.5	674.0
With Department of Public Safety				14.4	15.0	15.0
With Department of Transportation/Public Facilities				5.6	6.0	6.0
Object Class	Servicing Agency	Explanation	FY2019 Actuals	FY2020 Management Plan	FY2021 Governor	
3017	Inter-Agency Information Technology Non-Telecommunications	Admin - Department-wide Enterprise Technology Services - Computer services (EPR).	54.4	40.0	40.0	
3018	Inter-Agency Information Technology Telecommunications	Admin - Department-wide Information Technology services for telecommunications (e.g. video conference, internet access, messaging, virtual private network).	19.4	70.0	70.0	
3020	Inter-Agency Building Maintenance	Admin - Department-wide Building maintenance services.	0.0	3.0	3.0	
3021	Inter-Agency Mail	Admin - Department-wide Division of General Services - Pro-rated share of expenses relating to central mailroom support and services.	21.1	20.0	20.0	
3022	Inter-Agency Human Resources	Admin - Department-wide Division of Personnel and Labor Relations - Human resource and personnel services.	30.8	35.0	35.0	
3023	Inter-Agency Building Leases	Commerce - DCCED State Facilities Rent (2472) State-owned facility space rent: State Office Building Juneau.	76.0	70.0	70.0	
3023	Inter-Agency Building Leases	Commerce - DCCED State Facilities Rent (2472) State-owned facility space rent: Atwood Building.	64.0	58.0	58.0	
3023	Inter-Agency Building Leases	Commerce - DCCED State Facilities Rent (2472) State-owned facility space rent: Linny Pacillo Parking Garage.	20.4	20.0	20.0	
3024	Inter-Agency Legal	Law - Department-wide Legal services.	574.0	670.5	671.0	
3026	Inter-Agency Insurance	Admin - Department-wide Division of Risk Management - Risk	0.9	1.0	1.0	

Inter-Agency Services (1682)

Department of Commerce, Community, and Economic Development

Component: Insurance Operations (354)

Object Class	Servicing Agency	Explanation	FY2019 Actuals	FY2020 Management Plan	FY2021 Governor
		management insurance charges for leased buildings, repossessed properties, public official bonds, and overhead.			
3027 Inter-Agency Financial	Admin - Department-wide	Division of Finance - Computer services for State accounting (IRIS), payroll (AKPAY), and reporting (ALDER) systems.	8.2	10.0	10.0
3028 Inter-Agency Americans with Disabilities Act Compliance	Admin - Department-wide	Americans with Disabilities Act (ADA) enforcement.	0.3	2.0	2.0
3030 Inter-Agency Hearing/Mediation	Law - Department-wide	Hearing and mediation services.	4.0	3.0	3.0
3036 Inter-Agency Safety	PubSaf - Department-wide	Fingerprinting services.	14.4	15.0	15.0
3037 State Equipment Fleet	Trans - Department-wide	State equipment fleet services.	5.6	6.0	6.0
3038 Inter-Agency Management/Consulting	Commerce - Administrative Services (1028)	Administrative Services support.	708.0	714.0	714.0
3038 Inter-Agency Management/Consulting	Commerce - Commissioner's Office (1027)	Commissioner's Office support.	100.0	100.0	100.0

Personal Services Expenditure Detail
Department of Commerce, Community, and Economic Development

Scenario: FY2021 Governor (16414)
Component: Insurance Operations (354)
RDU: Insurance (116)

PCN	Job Class Title	Time Status	Retire Code	Barg Unit	Location	Salary Sched	Range / Step	Comp Months	Split / Count	Annual Salaries	COLA	Premium Pay	Annual Benefits	Total Costs	UGF Amount
08-4001	Division Director - Px	FT	A	XE	Anchorage	N00	27L	12.0		135,372	0	0	64,970	200,342	0
08-4002	Office Assistant I	FT	A	GP	Juneau	205	8C / D	12.0		35,277	473	0	30,852	66,602	0
08-4003	Deputy Director, Insurance	FT	A	XE	Juneau	N05	24K	12.0		119,160	0	0	59,427	178,587	0
08-4004	Insurance Specialist II	FT	A	GP	Juneau	205	19A / B	12.0		68,700	922	0	42,279	111,901	0
08-4005	Insurance Specialist II	FT	A	GP	Anchorage	200	19B / C	12.0		65,964	885	0	41,343	108,192	0
08-4007	Ins Lic Exam II	FT	A	GP	Juneau	205	14B / C	12.0		49,073	659	0	35,568	85,300	0
08-4008	Program Coordinator II	FT	A	SS	Juneau	205	20K	12.0		96,732	0	0	51,903	148,635	0
08-4009	Publications Specialist III	FT	A	GP	Juneau	205	19B / C	12.0		70,496	946	0	42,893	114,335	0
08-4021	Secretary	FT	A	GP	Anchorage	200	11A / B	12.0		38,049	511	0	31,799	70,359	0
08-4022	Insurance Licensing Examiner I	FT	A	GP	Juneau	205	12A	12.0		41,232	553	0	32,888	74,673	0
08-4023	Administrative Officer II	FT	A	SS	Juneau	205	19O	12.0		109,920	0	0	56,412	166,332	0
08-4024	Administrative Assistant II	FT	A	GP	Juneau	205	14C / D	12.0		51,418	690	0	36,370	88,478	0
08-4025	Ins Fin Exam II	FT	A	GP	Anchorage	200	21D / E	12.0		81,324	1,091	0	46,595	129,010	0
08-4026	Investigator IV	FT	A	SS	Anchorage	200	20K	12.0		92,124	0	0	50,327	142,451	0
08-4027	Administrative Assistant II	FT	A	SS	Anchorage	600	14C / D	12.0		51,434	0	0	36,416	87,850	0
08-4028	Consr Svc Spec	FT	A	GP	Anchorage	200	16E / F	12.0		60,715	815	0	39,549	101,079	0
08-4029	Accounting Technician I	FT	A	GP	Juneau	99	12M / N	12.0		58,613	787	0	38,830	98,230	0
08-4030	Consr Svc Spec	FT	A	GP	Anchorage	99	16Q / R	12.0		85,679	1,150	0	48,084	134,913	0
08-4031	Insurance Specialist III	FT	A	SS	Juneau	205	21J	12.0		107,016	0	0	55,419	162,435	0
08-4032	Office Assistant I	FT	A	GP	Juneau	205	8A / A	12.0		0	0	0	0	0	0
08-4033	Insurance Specialist II	FT	A	GP	Anchorage	200	19A / B	12.0		62,036	832	0	40,000	102,868	0
08-4034	Insurance Financial Examiner I	FT	A	GP	Anchorage	99	19O / P	12.0		96,182	1,291	0	51,675	149,148	0
08-4035	Ins Fin Examiii	FT	A	SS	Anchorage	200	23E / F	12.0		105,768	0	0	54,992	160,760	0
08-4036	Ins Lic Exam II	FT	A	GP	Juneau	205	14A / B	12.0		47,592	639	0	35,062	83,293	0
08-4041	Tax Auditor III	FT	A	SS	Juneau	99	20P / Q	12.0		116,109	0	0	58,528	174,637	0
08-4042	Program Coordinator II	FT	A	GP	Juneau	205	20E / F	12.0		82,212	1,103	0	46,899	130,214	0
08-4043	Insurance Licensing Examiner I	FT	A	GP	Juneau	205	12A	12.0		41,232	553	0	32,888	74,673	0
08-4044	Actuary	FT	A	XE	Juneau	N05	25E / F	12.0		119,964	0	0	59,702	179,666	0
08-4045	Insurance Specialist I	FT	A	GP	Anchorage	200	17B / C	12.0		58,440	784	0	38,771	97,995	0
08-4046	Insurance Specialist I	FT	A	GP	Anchorage	200	17A / B	12.0		56,780	762	0	38,203	95,745	0
08-4048	Insurance Specialist II	FT	A	GP	Juneau	205	19F / G	12.0		80,796	1,084	0	46,414	128,294	0
08-4051	Insurance Specialist III	FT	A	SS	Anchorage	200	21L / M	12.0		110,554	0	0	56,629	167,183	0
08-4052	Actuary	FT	A	XE	Juneau	N05	25D / E	12.0		113,465	0	0	57,480	170,945	0
08-4053	Office Assistant I	FT	A	GP	Anchorage	200	8C / D	12.0		32,960	442	0	30,059	63,461	0
08-4054	Office Assistant II	FT	A	GP	Juneau	205	10C / D	12.0		39,498	530	0	32,295	72,323	0
08-4056	Investigator III	FT	A	GP	Anchorage	200	18G	12.0		72,324	971	0	43,518	116,813	0

Note: If a position is split, an asterisk (*) will appear in the Split/Count column. If the split position is also counted in the component, two asterisks (**) will appear in this column. [No valid job title] appearing in the Job Class Title indicates that the PCN has an invalid class code or invalid range for the class code effective date of this scenario.

Personal Services Expenditure Detail
Department of Commerce, Community, and Economic Development

Scenario: FY2021 Governor (16414)
Component: Insurance Operations (354)
RDU: Insurance (116)

PCN	Job Class Title	Time Status	Retire Code	Barg Unit	Location	Salary Sched	Range / Step	Comp Months	Split / Count	Annual Salaries	COLA	Premium Pay	Annual Benefits	Total Costs	UGF Amount
08-4057	Ins Fin Exam II	FT	A	GP	Anchorage	200	21A / B	12.0		71,462	959	0	43,223	115,644	0
08-4058	Insurance Financial Examiner I	FT	A	GP	Anchorage	200	19A / B	12.0		64,614	867	0	40,882	106,363	0
08-4059	Accounting Technician I	FT	A	GP	Juneau	205	12G	12.0		50,100	672	0	35,920	86,692	0
08-4060	Consr Svc Spvr	FT	A	SS	Anchorage	200	18J / K	12.0		78,544	0	0	45,684	124,228	0
08-4062	Insurance Specialist II	FT	A	GP	Juneau	99	19Q / R	12.0		107,401	1,441	0	55,511	164,353	0
08-4063	Investigator III	FT	A	GP	Anchorage	99	18N / O	12.0		87,993	1,181	0	48,875	138,049	0
08-4064	Investigator III	FT	A	GP	Anchorage	200	18C / D	12.0		64,704	868	0	40,913	106,485	0
08-4068	Consr Svc Spec	FT	A	GP	Anchorage	200	16E / F	12.0		60,802	816	0	39,579	101,197	0
08-4069	Insurance Specialist III	FT	A	GP	Juneau	205	21C / D	12.0		83,204	1,117	0	47,238	131,559	0
08-4070	Insurance Specialist III	FT	A	GP	Anchorage	200	21C / D	12.0		79,356	1,065	0	45,922	126,343	0
08-9072	Regulations Specialist II	FT	A	GP	Juneau	205	16B / C	12.0		56,593	759	0	38,139	95,491	0

				Total Salary Costs:	3,458,983
				Total COLA:	28,218
				Total Premium Pay:	0
				Total Benefits:	2,046,925
				Total Pre-Vacancy:	5,534,126
				Minus Vacancy Adjustment of 5.15%:	(285,226)
				Total Post-Vacancy:	5,248,900
				Plus Lump Sum Premium Pay:	0
				Personal Services Line 100:	5,248,900

PCN Funding Sources:	Pre-Vacancy	Post-Vacancy	Percent
1156 Receipt Supported Services	5,534,126	5,248,900	100.00%
Total PCN Funding:	5,534,126	5,248,900	100.00%

Note: If a position is split, an asterisk (*) will appear in the Split/Count column. If the split position is also counted in the component, two asterisks (**) will appear in this column. [No valid job title] appearing in the Job Class Title indicates that the PCN has an invalid class code or invalid range for the class code effective date of this scenario.

State of Alaska
Department of Commerce, Community and Economic Development
Insurance Operations
FY2021 Governor Organization Chart

