

State of Alaska
FY2021 Governor's Operating Budget

Department of Environmental Conservation
Air Quality
RDU/Component Budget Summary

RDU/Component: Air Quality

Contribution to Department's Mission

To conserve, improve, and protect Alaska's natural resources and environment and control air pollution, in order to enhance the health, safety, and welfare of the people of the state and their overall economic and social well being.

Results

(Additional performance information is available on the web at <https://omb.alaska.gov/results>.)

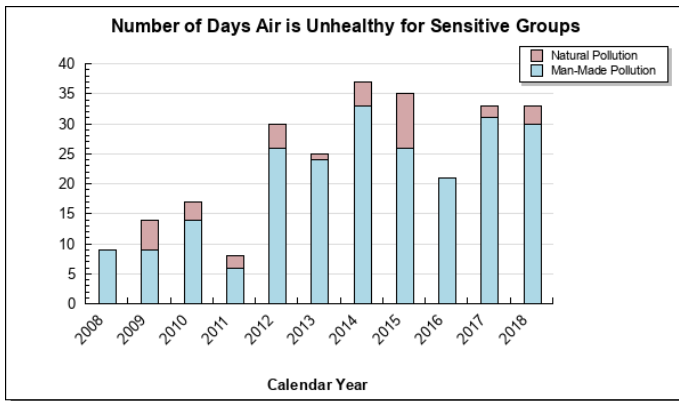
Core Services

- Protect air quality.
- Timely issue air quality permits.
- Conduct air quality assessments and identify air pollution concerns.
- Minimize pollution from stationary sources.

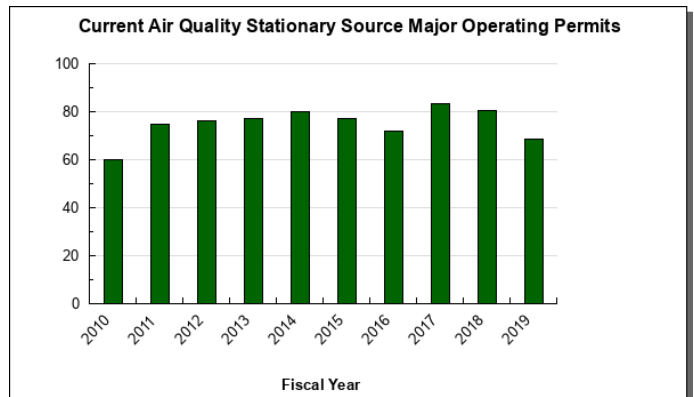
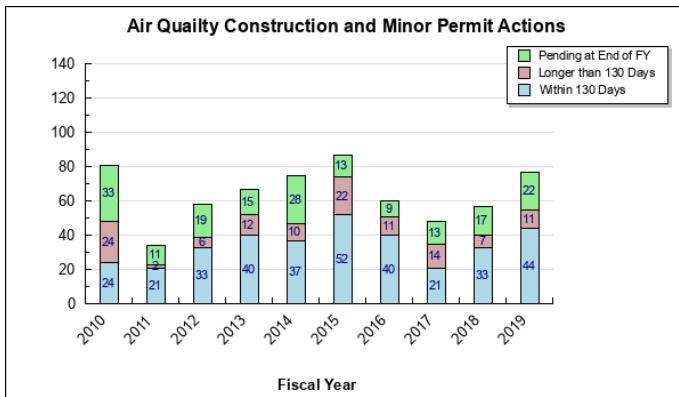
Measures by Core Service

(Additional performance information is available on the web at <https://omb.alaska.gov/results>.)

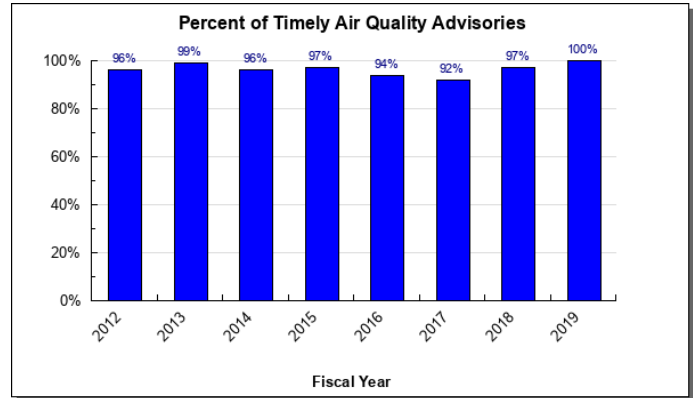
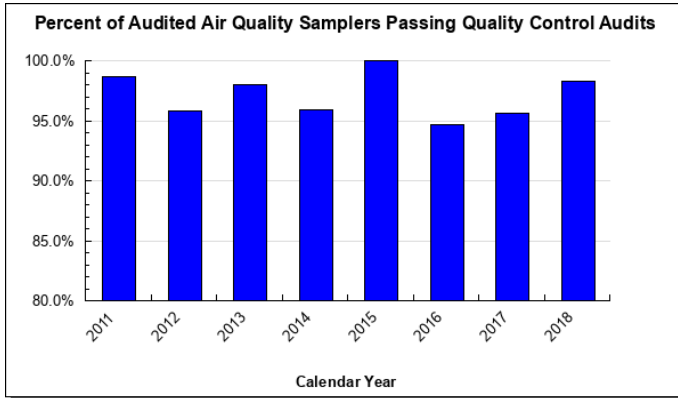
1. Protect air quality.



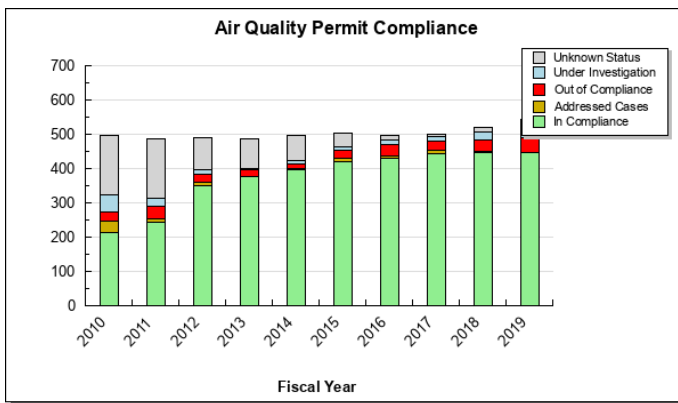
2. Timely issue air quality permits.



3. Conduct air quality assessments and identify air pollution concerns.



4. Minimize pollution from stationary sources.



Major Component Accomplishments in 2019

On August 1, 2018, the Division of Air Quality issued a new Minor General Permit for portable oil and gas operations on the North Slope. This general permit was the result of the division’s multi-year Temporary Oil & Gas Drill Rig workgroup effort that sought permitting flexibility for transportable drill rigs. North Slope oil and gas companies are now using that new permit when appropriate for their operations.

The Division of Air Quality continued to progress in meeting federal requirements to address fine particulate matter (PM2.5) air pollution in the Fairbanks North Star Borough (FNSB). Based upon monitoring data, the EPA reclassified the Fairbanks North Star Borough (FNSB) PM2.5 nonattainment area from “Moderate” to “Serious” in June 2017. During FY2019, the Division of Air Quality continued broadly communicating with impacted entities such as permitted stationary sources, commercial wood sellers, real estate professionals, the public, and the FNSB Assembly about the changes and new requirements triggered by the categorization as a Serious Nonattainment Area. Division staff participated in local air quality meetings including the FNSB Clear the Air Conference and the local stakeholder workgroup following the department’s release of preliminary drafts of certain elements of the State Implementation Plan (SIP). Stakeholder groups reviewed options for further controlling PM2.5 and made recommendations to include in the SIP. The division released the full draft SIP for the Serious Nonattainment Area for public review in May through July 2019 and intends to adopt a final plan by the December 15 deadline established in a consent decree with EPA and Earthjustice.

A local voter initiative passed in October 2018 limiting the FNSB’s authority to regulate home heating devices, which are the primary source of PM2.5 in the community. FNSB can no longer implement committed control measures in the Moderate SIP, and the responsibility for those measures reverted to the State. The division quickly and successfully diverted existing resources to implement the required programs. Throughout the winter, division staff forecasted and announced air quality advisories and stage alerts on poor air quality days, conducted compliance and

enforcement activities, followed up with individuals for cases of non-compliance, and issued waivers to the burn bans for those with no other adequate source of heat.

Air monitoring staff worked with partners in Bethel to establish a particulate matter air monitoring site. Staff continued to provide technical assistance to rural communities concerned about dust impacts and worked with Matanuska-Susitna (Mat-Su) Borough staff to lower PM2.5 air pollution levels to reduce the risk of becoming a fine particulate matter (PM2.5) nonattainment area in the future.

Key Component Challenges

Despite the major progress made in the Fairbanks North Star Borough (FNSB) with regards to fine particulate matter (PM2.5), the area continues to violate the National Ambient Air Quality Standards (NAAQS) in 2019. The Serious State Implementation Plan (SIP) will be closely followed by a subsequent SIP to further reduce air emissions. The ongoing federal planning requirements and implementation of existing and new controls within the nonattainment area are a significant on-going effort for the division.

Air pollution challenges also exist in rural Alaska, especially with the coarse particulate matter (PM10) NAAQS. Air monitoring in rural communities revealed several communities that have significant coarse particle (dust) impacts during dry periods due largely to vehicle generated dust from unpaved roads and trails. The division has limited resources to work with rural communities to develop locally sustainable dust control options to reduce health impacts.

In the past several years, the division has received fewer state and federal dollars, absorbed federally required air monitoring and program implementation from Anchorage and Fairbanks, and seen reduced revenues from permitting. Consequently, the division has prioritized work, reduced staff training, attempted to reduce costs through efficiencies, and reduced services including responding to air quality complaints from the public. The division is currently undergoing a review of its permit fees, which is required by statute to occur every four years and may revise fees to appropriately recover costs for services.

Significant Changes in Results to be Delivered in FY2021

Through organizational restructuring, the division will take on responsibility for implementing air quality requirements previously performed by the Commercial Passenger Vessel Environmental Compliance Program. A transfer of resources to the division to conduct the air-related compliance activities for cruise ships will align this work with other similar air quality compliance efforts within the state.

The division will draft a new State Implementation Plan (SIP) for the FNSB PM2.5 nonattainment area demonstrating five percent emission reductions per year. This is a complex undertaking that requires contractual assistance and may lead to legal actions. The plan will be due to EPA by the end of calendar year 2020. The department expects EPA to pose a significant number of questions to the department as they seek to make their findings on the Serious SIP and then the Five Percent SIP. It is critical the State answer these questions thoroughly and provide Alaska specific data and perspectives. If EPA doesn't approve the SIPs, the State will be required to correct deficiencies and will be put on a timeline for sanctions with the potential for a federal implementation plan to address the identified problems. In addition to fulfilling the ongoing planning requirements for the nonattainment area, the division will need to continue to implement regulatory programs identified in the SIP. Failure to adequately implement committed control measures can also result in sanctions or a federal implementation plan.

Statutory and Regulatory Authority

AS 46.03; AS 46.14; AS 46.45; 18 AAC 50; 18 AAC 52; 18 AAC 53

Federal Clean Air Act (42 U.S.C. § 7401)

Contact Information

Contact: Alice Edwards, Division Director
Phone: (907) 465-5109
E-mail: Alice.Edwards@alaska.gov

Air Quality Personal Services Information				
Authorized Positions			Personal Services Costs	
	FY2020 Management Plan	FY2021 Governor		
Full-time	65	66	Annual Salaries	4,977,698
Part-time	0	0	COLA	44,538
Nonpermanent	0	0	Premium Pay	0
			Annual Benefits	2,936,884
			<i>Less 5.81% Vacancy Factor</i>	<i>(462,427)</i>
			Lump Sum Premium Pay	0
Totals	65	66	Total Personal Services	7,496,693

Position Classification Summary					
Job Class Title	Anchorage	Fairbanks	Juneau	Others	Total
Accountant III	1	0	0	0	1
Accounting Technician III	1	0	0	0	1
Administrative Assistant I	0	0	1	0	1
Administrative Officer I	0	0	1	0	1
Admn OPS Mgr I	1	0	0	0	1
Analyst/Programmer IV	2	0	0	0	2
Analyst/Programmer V	1	0	0	0	1
Chemist I	0	2	0	0	2
Chemist II	1	1	1	0	3
Chemist III	0	1	0	0	1
Chemist IV	0	0	1	0	1
Division Director - Px	0	0	1	0	1
Engineering Assistant I, Dec	0	0	2	0	2
Engineering Assistant II	0	0	1	0	1
Engineering Associate I, Dec	5	0	2	0	7
Engineering Associate II, Dec	1	1	2	0	4
Env Prgm Mgr I	2	1	0	0	3
Env Prgm Mgr II	2	0	1	0	3
Env Prgm Spc II	4	3	2	0	9
Env Prgm Spc IV	1	0	2	0	3
Env Prgm Spciii	7	2	2	0	11
Env Prgm Tech	1	2	2	0	5
Office Assistant II	1	0	1	0	2
Totals	31	13	22	0	66

Component Detail All Funds
Department of Environmental Conservation

Component: Air Quality (2061)
RDU: Air Quality (206)

Non-Formula Component

	FY2019 Actuals	FY2020 Conference Committee	FY2020 Authorized	FY2020 Management Plan	FY2021 Governor	FY2020 Management Plan vs FY2021 Governor	
71000 Personal Services	6,676.7	7,596.0	7,596.0	7,284.8	7,496.7	211.9	2.9%
72000 Travel	90.2	111.6	79.6	122.5	132.5	10.0	8.2%
73000 Services	962.4	2,623.8	2,623.8	2,892.1	3,040.5	148.4	5.1%
74000 Commodities	83.5	234.0	234.0	234.0	234.0	0.0	0.0%
75000 Capital Outlay	153.9	64.5	64.5	64.5	64.5	0.0	0.0%
77000 Grants, Benefits	0.0	0.0	0.0	0.0	0.0	0.0	0.0%
78000 Miscellaneous	0.0	0.0	0.0	0.0	0.0	0.0	0.0%
Totals	7,966.7	10,629.9	10,597.9	10,597.9	10,968.2	370.3	3.5%
Fund Sources:							
1002 Fed Rcpts (Fed)	1,125.5	2,225.4	2,219.8	2,219.8	2,228.2	8.4	0.4%
1003 G/F Match (UGF)	1,149.8	1,449.9	1,444.0	1,444.0	1,450.9	6.9	0.5%
1004 Gen Fund (UGF)	580.4	301.4	301.4	301.4	303.3	1.9	0.6%
1005 GF/Prgm (DGF)	1,970.0	2,287.0	2,283.7	2,283.7	2,295.7	12.0	0.5%
1007 I/A Rcpts (Other)	91.0	41.5	41.5	41.5	41.6	0.1	0.2%
1061 CIP Rcpts (Other)	302.2	160.6	160.6	160.6	163.4	2.8	1.7%
1093 Clean Air (Other)	2,623.4	4,059.8	4,042.6	4,042.6	4,067.3	24.7	0.6%
1108 Stat Desig (Other)	0.0	18.3	18.3	18.3	18.3	0.0	0.0%
1166 Vessel Com (Other)	0.0	0.0	0.0	0.0	312.6	312.6	100.0%
1236 AK LNG I/A (Other)	124.4	86.0	86.0	86.0	86.9	0.9	1.0%
Unrestricted General (UGF)	1,730.2	1,751.3	1,745.4	1,745.4	1,754.2	8.8	0.5%
Designated General (DGF)	1,970.0	2,287.0	2,283.7	2,283.7	2,295.7	12.0	0.5%
Other Funds	3,141.0	4,366.2	4,349.0	4,349.0	4,690.1	341.1	7.8%
Federal Funds	1,125.5	2,225.4	2,219.8	2,219.8	2,228.2	8.4	0.4%
Positions:							
Permanent Full Time	66	66	66	65	66	1	1.5%
Permanent Part Time	0	0	0	0	0	0	0.0%
Non Permanent	0	0	0	0	0	0	0.0%

Change Record Detail - Multiple Scenarios with Descriptions
Department of Environmental Conservation

Component: Air Quality (2061)
RDU: Air Quality (206)

Scenario/Change Record Title	Trans Type	Totals	Personal Services	Travel	Services	Commodities	Capital Outlay	Grants, Benefits	Miscellaneous	Positions		NP
										PFT	PPT	
***** Changes From FY2020 Conference Committee To FY2020 Authorized *****												
FY2020 Conference Committee												
	ConfCom	10,629.9	7,596.0	111.6	2,623.8	234.0	64.5	0.0	0.0	66	0	0
1002 Fed Rcpts		2,225.4										
1003 G/F Match		1,449.9										
1004 Gen Fund		301.4										
1005 GF/Prgm		2,287.0										
1007 I/A Rcpts		41.5										
1061 CIP Rcpts		160.6										
1093 Clean Air		4,059.8										
1108 Stat Desig		18.3										
1236 AK LNG I/A		86.0										
Executive Branch 50% Travel Reduction												
	Veto	-32.0	0.0	-32.0	0.0	0.0	0.0	0.0	0.0	0	0	0
1002 Fed Rcpts		-5.6										
1003 G/F Match		-5.9										
1005 GF/Prgm		-3.3										
1093 Clean Air		-17.2										
State agency travel budgets, not covered under the exemptions of public safety, health, and disaster management, were reduced 50% in the Governor's FY2020 budget. Veto action removes legislative increases to state travel. Agencies will rely on technology and management efficiencies to reduce the amount of state employee travel.												
The State's fiscal reality dictates a reduction in expenditures across all agencies.												
Subtotal		10,597.9	7,596.0	79.6	2,623.8	234.0	64.5	0.0	0.0	66	0	0
***** Changes From FY2020 Authorized To FY2020 Management Plan *****												
Delete Vacant Environmental Program Technician (18-7747) No Longer Needed												
	PosAdj	0.0	0.0	0.0	0.0	0.0	0.0	0.0	0.0	-1	0	0
Delete a vacant full-time Environmental Program Technician (18-7747), range 13, located in Juneau, that is no longer needed as its duties have been absorbed by other staff members.												
Align Authority with Anticipated Expenditures												
	LIT	0.0	-311.2	42.9	268.3	0.0	0.0	0.0	0.0	0	0	0
Transfer authority from personal services to cover anticipated travel and services costs. The remaining personal services authority is sufficient to cover anticipated expenditures.												

Change Record Detail - Multiple Scenarios with Descriptions
Department of Environmental Conservation

Component: Air Quality (2061)
RDU: Air Quality (206)

Scenario/Change Record Title	Trans Type	Totals	Personal Services	Travel	Services	Commodities	Capital Outlay	Grants, Benefits	Miscellaneous	Positions		NP
										PFT	PPT	
Subtotal		10,597.9	7,284.8	122.5	2,892.1	234.0	64.5	0.0	0.0	65	0	0
***** Changes From FY2020 Management Plan To FY2021 Governor *****												
FY2021 Salary and Health Insurance Increases												
SalAdj		57.7	57.7	0.0	0.0	0.0	0.0	0.0	0.0	0	0	0
1002 Fed Rcpts		8.4										
1003 G/F Match		6.9										
1004 Gen Fund		1.9										
1005 GF/Prgm		12.0										
1007 I/A Rcpts		0.1										
1061 CIP Rcpts		2.8										
1093 Clean Air		24.7										
1236 AK LNG I/A		0.9										
FY2021 GGU Salary Increases: \$42.6												
FY2021 increase to GGU Health Insurance from \$1530 to \$1555 per member per month: \$15.1												
Transfer from Division of Water for Program Alignment of Cruise Ship Air Monitoring												
Trin		312.6	123.9	10.0	178.7	0.0	0.0	0.0	0.0	1	0	0
1166 Vessel Com		312.6										
Transfer enforcement of cruise ship air quality requirements from the Division of Water to the Division of Air Quality for better program alignment. This includes the transfer of a full-time Environmental Program Specialist III (18-7825), range 18, located in Juneau, as well as support costs for related travel and contractual obligations for ambient air monitoring, visible emissions opacity, and Department of Law costs. Air quality aspects of the program include conducting compliance activities associated with opacity requirements for marine vessels, air quality complaint response, data management, and ambient monitoring to address public concerns and assess emission impacts in port(s).												
Align Authority with Anticipated Expenditures												
LIT		0.0	30.3	0.0	-30.3	0.0	0.0	0.0	0.0	0	0	0
Transfer authority from services to cover anticipated personal services costs. The remaining services authority is sufficient to cover anticipated expenditures.												
Totals		10,968.2	7,496.7	132.5	3,040.5	234.0	64.5	0.0	0.0	66	0	0

Line Item Detail (1676)
Department of Environmental Conservation
Travel

Component: Air Quality (2061)

Line Number	Line Name		FY2019 Actuals	FY2020 Management Plan	FY2021 Governor
2000	Travel		90.2	122.5	132.5
Object Class	Servicing Agency	Explanation	FY2019 Actuals	FY2020 Management Plan	FY2021 Governor
2000 Travel Detail Totals			90.2	122.5	132.5
2000	In-State Employee Travel	Instate Employee Travel (including but not limited to): airfare, surface transportation, lodging, and meals and incidentals.	82.0	96.5	106.5
2002	Out of State Employee Travel	Out of State Employee Travel (including but not limited to): airfare, surface transportation, lodging, and meals and incidentals.	8.2	25.5	25.5
2006	Other Travel Costs	Managed costs included in the departmental cost allocation plan.	0.0	0.5	0.5

Line Item Detail (1676)
Department of Environmental Conservation
Services

Component: Air Quality (2061)

Line Number	Line Name		FY2019 Actuals	FY2020 Management Plan	FY2021 Governor
3000	Services		962.4	2,892.1	3,040.5
Object Class	Servicing Agency	Explanation	FY2019 Actuals	FY2020 Management Plan	FY2021 Governor
3000 Services Detail Totals			962.4	2,892.1	3,040.5
3000	Education Services	Education Services (including but not limited to): training and conferences, memberships, and employee tuition.	24.1	36.9	44.9
3001	Financial Services	Financial Services (including but not limited to): accounting, auditing, management consulting, grantee monitoring, bad debt expenses, insurance, penalties, fines, interest, claims, and judgments.	0.1	0.1	0.0
3002	Legal and Judicial Services	Legal and Judicial (including but not limited to): jury fees, attorney fees, hearings, case costs.	0.7	1.1	1.1
3003	Information Technology	Information Technology (including but not limited to): IT training, consulting, equipment leases, and software licenses.	0.5	42.0	45.0
3004	Telecommunications	Telecommunications (including but not limited to): television, long distance, cell phones, and other wireless charges.	20.0	22.0	23.0
3006	Delivery Services	Delivery services (including but not limited to): freight, courier, and postage.	21.4	25.2	27.2
3007	Advertising and Promotions	Advertising and Promotions (including but not limited to): public notices, and community outreach and education.	3.5	5.0	8.0
3008	Utilities	Utilities (including but not limited to):	16.0	16.0	19.0

Line Item Detail (1676)
Department of Environmental Conservation
Services

Component: Air Quality (2061)

Object Class	Servicing Agency	Explanation	FY2019 Actuals	FY2020 Management Plan	FY2021 Governor
3000 Services Detail Totals			962.4	2,892.1	3,040.5
3009	Structure/Infrastructure/Land	electricity, water and sewer, disposal, and heating oil. Services for Structures, Infrastructure, & Land (including but not limited to): surveys, appraisals, and inspections.	27.9	30.0	35.0
3010	Equipment/Machinery	Equipment and Machinery (including but not limited to): repairs and maintenance, office furniture and equipment, vehicles, and other.	14.5	15.0	18.0
3011	Other Services	Other Services (including but not limited to): printing and professional services not listed in other categories.	76.2	132.0	137.6
3011	Other Services	Uncollectible general fund program receipt authority; the amount of Title I permit work fluctuates year to year based on permit applications.	0.0	501.2	501.2
3011	Other Services	Uncollectible federal receipt authority; the amount of federal grants fluctuates from year to year.	0.0	778.5	780.0
3011	Other Services	Uncollectible Clean Air Protection Fund receipt authority; the amount of Title V permit work fluctuates year to year.	0.0	378.9	403.6
3011	Other Services	Uncollectible statutory designated program receipt authority; the amount of statutory designated program receipt revenue fluctuates year to year.	0.0	18.3	18.3
3011	Other Services	Uncollectible interagency receipt authority; the amount of reimbursable service agreements fluctuates from year to year	0.0	0.0	33.6

Line Item Detail (1676)
Department of Environmental Conservation
Services

Component: Air Quality (2061)

Object Class		Servicing Agency	Explanation	FY2019 Actuals	FY2020 Management Plan	FY2021 Governor
3000 Services Detail Totals				962.4	2,892.1	3,040.5
3015	Inter-Agency Conservation/Environmental	Univ - Department-wide	RSA to the University of Alaska for the PPG Radon Program	82.9	100.0	100.0
3017	Inter-Agency Information Technology Non-Telecommunications	Admin - Department-wide	RSA to the Department of Administration for non-telecommunication services.	48.6	54.7	54.7
3018	Inter-Agency Information Technology Telecommunications	Admin - Department-wide	RSA to the Department of Administration for telecommunication services.	28.4	30.0	30.0
3021	Inter-Agency Mail	Admin - Department-wide	RSA to the Department of Administration for mail services.	6.2	8.5	9.0
3022	Inter-Agency Human Resources	Admin - Department-wide	RSA to the Department of Administration for human resources services	131.3	146.0	161.7
3023	Inter-Agency Building Leases	Admin - Department-wide	RSA to the Department of Administration for building leases.	254.8	265.0	272.0
3024	Inter-Agency Legal	Law - Department-wide	RSA to the Department of Law for legal services.	52.1	115.0	138.0
3025	Inter-Agency Auditing	Admin - Department-wide	RSA to the Department of Administration for auditing services.	0.1	0.2	0.2
3026	Inter-Agency Insurance	Admin - Department-wide	RSA to the Department of Administration for insurance services.	9.1	12.0	12.4
3027	Inter-Agency Financial	Admin - Department-wide	RSA to the Department of Administration for financial services.	17.1	23.3	26.8
3028	Inter-Agency Americans with Disabilities Act Compliance	Admin - Department-wide	RSA to the Department of Labor for Americans with Disabilities Act services.	0.4	0.4	0.4
3029	Inter-Agency Education/Training	Admin - Department-wide	RSA to the Department of Administration for educational and training services.	0.1	0.1	0.1
3036	Inter-Agency Safety	PubSaf - Department-wide	Safety Services (including but not limited to): guard hire, background	0.1	0.1	0.1

Line Item Detail (1676)
Department of Environmental Conservation
Services

Component: Air Quality (2061)

Object Class	Servicing Agency	Explanation	FY2019 Actuals	FY2020 Management Plan	FY2021 Governor
3000 Services Detail Totals			962.4	2,892.1	3,040.5
3037	State Equipment Fleet	Trans - Department-wide RSA to the Department of Transportation and Public Facilities for State equipment fleet vehicles.	30.8	39.1	44.1
3038	Inter-Agency Management/Consulting	EnvCon - Administrative Services (635) Managed costs included in the departmental cost allocation plan such as reception, state travel coordination, telecommunications, etc.	95.5	95.5	95.5

Line Item Detail (1676)
Department of Environmental Conservation
Commodities

Component: Air Quality (2061)

Line Number	Line Name		FY2019 Actuals	FY2020 Management Plan	FY2021 Governor
4000	Commodities		83.5	234.0	234.0
Object Class	Servicing Agency	Explanation	FY2019 Actuals	FY2020 Management Plan	FY2021 Governor
4000 Commodities Detail Totals			83.5	234.0	234.0
4000	Business	Business Commodities (including but not limited to): books, equipment, and subscriptions.	28.1	26.3	26.3
4000	Business	Uncollectible Clean Air Protection Fund receipt authority; the amount of Title V permit work fluctuates from year to year.	0.0	91.5	91.5
4002	Household/Institutional	Household and Institution (including but not limited to): food, clothing, uniforms, and cleaning supplies.	0.4	1.7	1.7
4003	Scientific and Medical	Scientific and Medical (including but not limited to): drugs and laboratory supplies.	42.0	66.9	66.9
4004	Safety	Safety (including but not limited to): fire suppression and law enforcement.	0.2	11.5	11.5
4005	Building Materials	Building materials (including but not limited to): lumber and masonry materials.	0.9	1.0	1.0
4014	Bottled Gas	Bottled gas (including but not limited to): acetylene, oxygen, and other welding gases.	1.0	1.0	1.0
4015	Parts and Supplies	Parts and supplies (including but not limited to): nuts, bolts, fasteners, fittings, metal stock, and bench stock.	4.6	6.0	6.0
4019	Small Tools/Minor Equipment	Small tools and minor equipment.	6.3	28.0	28.0

Line Item Detail (1676)
Department of Environmental Conservation
Commodities

Component: Air Quality (2061)

Object Class	Servicing Agency	Explanation	FY2019 Actuals	FY2020 Management Plan	FY2021 Governor
4000 Commodities Detail Totals			83.5	234.0	234.0
4020	Equipment Fuel	Equipment fuel.	0.0	0.1	0.1

Line Item Detail (1676)
Department of Environmental Conservation
Capital Outlay

Component: Air Quality (2061)

Line Number	Line Name		FY2019 Actuals	FY2020 Management Plan	FY2021 Governor
5000	Capital Outlay		153.9	64.5	64.5
Object Class	Servicing Agency	Explanation	FY2019 Actuals	FY2020 Management Plan	FY2021 Governor
5000 Capital Outlay Detail Totals			153.9	64.5	64.5
5004	Equipment	Equipment Lease Payments (including but not limited to): communications equipment, information technology, laboratory testing and other equipment.	153.9	31.1	31.1
5005	Equipment Management Allocation	Uncollectible Clean Air Protection Fund receipt authority; the amount of Title V permit work fluctuates from year to year.	0.0	33.4	33.4

Revenue Detail (1681)
Department of Environmental Conservation

Component: Air Quality (2061)

Revenue Type (OMB Fund Code) Revenue Source	Component	Comment	FY2019 Actuals	FY2020 Management Plan	FY2021 Governor
5002 Fed Rcpts (1002 Fed Rcpts)			1,125.8	2,219.8	2,228.2
5002 Federal General Government - Miscellaneous Grants		Grants from federal agencies including the Environmental Protection Agency and the Bureau of Land Management for air quality improvement projects.	1,028.2	1,276.6	1,283.5
5002 Federal General Government - Miscellaneous Grants		Uncollectible federal receipt authority; the amount of federal grants fluctuates from year to year.	0.0	778.5	780.0
5003 Federal - Indirect Recovery		Indirect collected against personal services expended directly on federal grants.	97.6	164.7	164.7
5005 GF/Prgm (1005 GF/Prgm)			1,970.0	2,283.7	2,295.7
5101 Program Receipts Public Protection - Licenses and Permits		Fees collected under the Title I permit program. The revenue collected fluctuates annually based on the volume and complexity of permit applications/renewals and compliance issues.	1,970.0	1,782.5	1,794.5
5101 Program Receipts Public Protection - Licenses and Permits		Uncollectible general fund program receipt authority; the amount of Title I permit work fluctuates year to year.	0.0	501.2	501.2
5007 I/A Rcpts (1007 I/A Rcpts)			104.6	41.5	41.6
5301 Inter-Agency Receipts	EnvCon - Office of the Commissioner (633)	RSA from the Office of the Commissioner for administrative support coverage.	11.0	0.0	3.5
5301 Inter-Agency Receipts	EnvCon - Water Qlty Infrastructure (3204)	RSAs from the Division of Water for technical assistance with enforcement guidelines regarding cruise ship opacity. Ended in FY2021 Governor scenario	88.3	33.5	28.2
5301 Inter-Agency Receipts	NatRes - Department-wide	RSAs from the Department of Natural Resources for technical	5.3	8.0	9.9

Revenue Detail (1681)
Department of Environmental Conservation

Component: Air Quality (2061)

Revenue Type (OMB Fund Code) Revenue Source	Component	Comment	FY2019 Actuals	FY2020 Management Plan	FY2021 Governor
		assistance with impact review of large statewide projects.			
5061 CIP Rcpts (1061 CIP Rcpts)			302.2	160.6	163.4
5351 Capital Improvement Project Inter-Agency	Trans - Department-wide	RSA from the Department of Transportation for the State Implementation Plan.	302.2	160.6	163.4
5108 Stat Desig (1108 Stat Desig)			0.0	18.3	18.3
5206 Statutory Designated Program Receipts - Contracts		Uncollectible statutory designated program receipt authority.	0.0	18.3	18.3
5236 AK LNG I/A (1236 AK LNG I/A)			124.4	86.0	86.9
5427 Alaska Liquefied Natural Gas Project Fund Inter-Agency	NatRes - Department-wide	RSA from the Alaska Gasline Development Corporation for permitting activity related to development of the Alaska Liquefied Natural Gas pipeline.	124.4	86.0	86.9
6093 Clean Air (1093 Clean Air)			3,540.3	4,042.6	4,067.3
6700 Clean Air Protection Fund - Licenses & Permits		Fees collected under the Title V permit program as required by the Clean Air Act of 1990.	3,540.3	3,538.8	3,538.8
6700 Clean Air Protection Fund - Licenses & Permits		Uncollectible Clean Air Protection Fund receipt authority; the amount of Title V permit work fluctuates from year to year.	0.0	503.8	528.5
6166 Vessel Com (1166 Vessel Com)			0.0	0.0	312.6
6800 Commercial Psngr Vessel Envrn Compliance Fnd-Licenses/Prmts		Fees collected on commercial passenger vessels with 250 berths or more operating in Alaskan waters. AS 46.03.480	0.0	0.0	312.6

Inter-Agency Services (1682)
Department of Environmental Conservation

Component: Air Quality (2061)

				FY2019 Actuals	FY2020 Management Plan	FY2021 Governor
Component Totals				757.5	889.9	945.0
With University of Alaska				82.9	100.0	100.0
With Department of Administration				496.1	540.2	567.3
With Department of Law				52.1	115.0	138.0
With Department of Public Safety				0.1	0.1	0.1
With Department of Transportation/Public Facilities				30.8	39.1	44.1
With Department of Environmental Conservation				95.5	95.5	95.5
Object Class	Servicing Agency	Explanation		FY2019 Actuals	FY2020 Management Plan	FY2021 Governor
3015	Inter-Agency Conservation/Environmental	Univ - Department-wide	RSA to the University of Alaska for the PPG Radon Program	82.9	100.0	100.0
3017	Inter-Agency Information Technology Non-Telecommunications	Admin - Department-wide	RSA to the Department of Administration for non-telecommunication services.	48.6	54.7	54.7
3018	Inter-Agency Information Technology Telecommunications	Admin - Department-wide	RSA to the Department of Administration for telecommunication services.	28.4	30.0	30.0
3021	Inter-Agency Mail	Admin - Department-wide	RSA to the Department of Administration for mail services.	6.2	8.5	9.0
3022	Inter-Agency Human Resources	Admin - Department-wide	RSA to the Department of Administration for human resources services	131.3	146.0	161.7
3023	Inter-Agency Building Leases	Admin - Department-wide	RSA to the Department of Administration for building leases.	254.8	265.0	272.0
3024	Inter-Agency Legal	Law - Department-wide	RSA to the Department of Law for legal services.	52.1	115.0	138.0
3025	Inter-Agency Auditing	Admin - Department-wide	RSA to the Department of Administration for auditing services.	0.1	0.2	0.2
3026	Inter-Agency Insurance	Admin - Department-wide	RSA to the Department of Administration for insurance services.	9.1	12.0	12.4

Inter-Agency Services (1682)
Department of Environmental Conservation

Component: Air Quality (2061)

Object Class		Servicing Agency	Explanation	FY2019 Actuals	FY2020 Management Plan	FY2021 Governor
3027	Inter-Agency Financial	Admin - Department-wide	RSA to the Department of Administration for financial services.	17.1	23.3	26.8
3028	Inter-Agency Americans with Disabilities Act Compliance	Admin - Department-wide	RSA to the Department of Labor for Americans with Disabilities Act services.	0.4	0.4	0.4
3029	Inter-Agency Education/Training	Admin - Department-wide	RSA to the Department of Administration for educational and training services.	0.1	0.1	0.1
3036	Inter-Agency Safety	PubSaf - Department-wide	Safety Services (including but not limited to): guard hire, background checks, security systems, and fingerprinting.	0.1	0.1	0.1
3037	State Equipment Fleet	Trans - Department-wide	RSA to the Department of Transportation and Public Facilities for State equipment fleet vehicles.	30.8	39.1	44.1
3038	Inter-Agency Management/Consulting	EnvCon - Administrative Services (635)	Managed costs included in the departmental cost allocation plan such as reception, state travel coordination, telecommunications, etc.	95.5	95.5	95.5

Personal Services Expenditure Detail
Department of Environmental Conservation

Scenario: FY2021 Governor (16414)
Component: Air Quality (2061)
RDU: Air Quality (206)

PCN	Job Class Title	Time Status	Retire Code	Barg Unit	Location	Salary Sched	Range / Step	Comp Months	Split / Count	Annual Salaries	COLA	Premium Pay	Annual Benefits	Total Costs	UGF Amount
18-7001	Division Director - Px	FT	A	XE	Juneau	N05	27N / O	12.0		154,208	0	0	70,220	224,428	84,095
18-7025	Administrative Assistant I	FT	A	GP	Juneau	205	12A	12.0		41,232	553	0	32,855	74,640	3,708
18-7026	Chemist II	FT	A	GP	Juneau	205	16B / C	12.0		56,370	756	0	38,018	95,144	35,426
18-7040	Engineering Associate II, Dec	FT	A	SS	Juneau	205	23C / D	12.0		102,287	0	0	53,720	156,007	0
18-7065	Chemist II	FT	A	GP	Fairbanks	203	16B / C	12.0		55,291	742	0	37,650	93,683	0
18-7069	Chemist II	FT	A	GP	Anchorage	200	16C / D	12.0		55,834	749	0	37,835	94,418	47,191
18-7076	Env Prgm Mgr II	FT	A	SS	Anchorage	99	22L / M	12.0		110,942	0	0	56,673	167,615	71,228
18-7110	Engineering Associate I, Dec	FT	A	GP	Juneau	205	21K	12.0		99,876	1,339	0	52,858	154,073	19,308
18-7121	Env Prgm Mgr I	FT	A	SS	Anchorage	200	21D / E	12.0		88,600	0	0	49,052	137,652	55,061
18-7122	Env Prgm Mgr II	FT	A	SS	Anchorage	99	22Q	12.0		145,889	0	0	68,036	213,925	43,979
18-7132	Chemist IV	FT	A	GP	Juneau	99	20L	12.0		97,020	1,301	0	51,884	150,205	71,355
18-7142	Chemist I	FT	A	GP	Fairbanks	203	14A / B	12.0		47,207	633	0	34,893	82,733	26,914
18-7154	Env Prgm Tech	FT	A	GP	Fairbanks	203	13A / B	12.0		44,412	596	0	33,939	78,947	36,504
18-7158	Engineering Associate II, Dec	FT	A	SS	Fairbanks	99	23M / N	12.0		127,042	0	0	62,164	189,206	38,008
18-7160	Engineering Associate II, Dec	FT	A	SS	Juneau	205	23K	12.0		118,391	0	0	59,213	177,604	0
18-7162	Analyst/Programmer V	FT	A	SS	Anchorage	99	22O / P	12.0		123,894	0	0	61,091	184,985	5,601
18-7178	Office Assistant II	FT	A	GP	Anchorage	200	10A / B	12.0		35,063	470	0	30,750	66,283	6,584
18-7271	Env Prgm Tech	FT	A	GP	Anchorage	200	13C / D	12.0		45,454	610	0	34,295	80,359	0
18-7280	Engineering Associate II, Dec	FT	A	SS	Anchorage	99	23L / M	12.0		118,888	0	0	59,383	178,271	0
18-7299	Env Prgm Spc IV	FT	A	GP	Juneau	205	20L	12.0		96,324	1,292	0	51,646	149,262	10,157
18-7301	Engineering Associate I, Dec	FT	A	GP	Anchorage	200	21E / F	12.0		83,084	1,114	0	47,130	131,328	0
18-7361	Engineering Associate I, Dec	FT	A	GP	Anchorage	200	21E / F	12.0		82,709	1,109	0	47,002	130,820	0
18-7382	Engineering Associate I, Dec	FT	A	GP	Juneau	205	21A	12.0		75,936	1,018	0	44,692	121,646	0
18-7419	Env Prgm Spc II	FT	A	GP	Fairbanks	203	16C / D	12.0		58,656	787	0	38,798	98,241	17,712
18-7422	Env Prgm Spc II	FT	A	GP	Juneau	205	16A	12.0		53,832	722	0	37,152	91,706	9,822
18-7423	Engineering Assistant I, Dec	FT	A	GP	Juneau	205	17A / B	12.0		59,796	802	0	39,187	99,785	0
18-7434	Env Prgm Spcii	FT	A	GP	Anchorage	200	18L / M	12.0		80,377	1,078	0	46,207	127,662	47,823
18-7451	Engineering Assistant II	FT	A	GP	Juneau	205	19C / D	12.0		71,738	962	0	43,260	115,960	0
18-7470	Env Prgm Tech	FT	A	GP	Juneau	205	13A / B	12.0		45,276	607	0	34,234	80,117	0
18-7474	Env Prgm Spc II	FT	A	GP	Anchorage	200	16B / C	12.0		54,320	728	0	37,319	92,367	3,115
18-7483	Office Assistant II	FT	A	GP	Juneau	205	10A	12.0		36,588	491	0	31,270	68,349	6,825

Note: If a position is split, an asterisk (*) will appear in the Split/Count column. If the split position is also counted in the component, two asterisks (**) will appear in this column. [No valid job title] appearing in the Job Class Title indicates that the PCN has an invalid class code or invalid range for the class code effective date of this scenario.

Personal Services Expenditure Detail
Department of Environmental Conservation

Scenario: FY2021 Governor (16414)
Component: Air Quality (2061)
RDU: Air Quality (206)

PCN	Job Class Title	Time Status	Retire Code	Barg Unit	Location	Salary Sched	Range / Step	Comp Months	Split / Count	Annual Salaries	COLA	Premium Pay	Annual Benefits	Total Costs	UGF Amount
18-7488	Env Prgm Spc II	FT	A	GP	Anchorage	200	16J	12.0		65,880	884	0	41,262	108,026	3,111
18-7498	Env Prgm Spcii	FT	A	GP	Anchorage	200	18E / F	12.0		68,949	925	0	42,309	112,183	53,296
18-7536	Analyst/Programmer IV	FT	A	GP	Anchorage	200	20J / K	12.0		88,266	1,184	0	48,898	138,348	10,423
18-7586	Env Prgm Spc II	FT	A	GP	Anchorage	200	16J / K	12.0		65,969	885	0	41,292	108,146	0
18-7612	Env Prgm Spc II	FT	A	GP	Juneau	205	16A	12.0		53,832	722	0	37,152	91,706	10,115
18-7647	Env Prgm Spc II	FT	A	GP	Fairbanks	203	16A	12.0		52,800	708	0	36,800	90,308	45,515
18-7652	Admn OPS Mgr I	FT	A	SS	Anchorage	200	22L	12.0		108,636	0	0	55,886	164,522	46,603
18-7660	Env Prgm Spc IV	FT	A	GG	Juneau	205	20A	12.0		70,968	952	0	42,998	114,918	0
18-7662	Env Prgm Spcii	FT	A	GP	Anchorage	200	18K	12.0		77,736	1,043	0	45,306	124,085	0
18-7663	Env Prgm Spcii	FT	A	GP	Anchorage	200	18C / D	12.0		63,894	857	0	40,585	105,336	44,708
18-7664	Env Prgm Spcii	FT	A	GP	Fairbanks	203	18D / E	12.0		67,670	908	0	41,873	110,451	0
18-7665	Engineering Assistant I, Dec	FT	A	GP	Juneau	205	17B / C	12.0		60,348	809	0	39,375	100,532	0
18-7670	Env Prgm Spc II	FT	A	GP	Fairbanks	203	16B / C	12.0		56,094	752	0	37,924	94,770	10,383
18-7672	Administrative Officer I	FT	A	SS	Juneau	205	17M	12.0		76,294	0	0	44,854	121,148	30,262
18-7684	Env Prgm Mgr II	FT	A	SS	Juneau	205	22A / B	12.0		95,486	0	0	51,401	146,887	34,507
18-7685	Accounting Technician III	FT	A	GP	Anchorage	200	16B / C	12.0		54,036	725	0	37,222	91,983	0
18-7690	Env Prgm Spc IV	FT	A	GP	Anchorage	200	20D / E	12.0		75,142	1,008	0	44,421	120,571	54,236
18-7691	Env Prgm Mgr I	FT	A	SS	Anchorage	99	21P	12.0		122,677	0	0	60,675	183,352	5,001
18-7694	Env Prgm Spcii	FT	A	GP	Fairbanks	203	18A / B	12.0		62,988	845	0	40,276	104,109	39,013
18-7734	Engineering Associate I, Dec	FT	A	GP	Anchorage	200	21C / D	12.0		79,474	1,066	0	45,899	126,439	0
18-7735	Engineering Associate I, Dec	FT	A	GP	Anchorage	200	21G / J	12.0		91,506	1,227	0	50,003	142,736	0
18-7736	Env Prgm Spcii	FT	A	GP	Anchorage	200	18J / K	12.0		76,002	1,019	0	44,715	121,736	5,456
18-7737	Chemist I	FT	A	GP	Fairbanks	203	14A / B	12.0		46,752	627	0	34,737	82,116	41,042
18-7739	Analyst/Programmer IV	FT	A	GP	Anchorage	200	20A	12.0		67,584	906	0	41,843	110,333	11,023
18-7740	Env Prgm Spc II	FT	A	GP	Anchorage	200	16J	12.0		65,880	884	0	41,262	108,026	3,098
18-7745	Env Prgm Spcii	FT	A	GG	Juneau	99	18M	12.0		88,065	1,181	0	48,829	138,075	10,340
18-7746	Accountant III	FT	A	SS	Anchorage	200	18E / F	12.0		73,932	0	0	44,048	117,980	5,929
18-7748	Chemist III	FT	A	GP	Fairbanks	203	18D / E	12.0		68,410	917	0	42,125	111,452	41,916
18-7749	Env Prgm Spcii	FT	A	GP	Anchorage	200	18F / G	12.0		70,752	949	0	42,924	114,625	8,618
18-7825	Env Prgm Spcii	FT	A	GP	Juneau	205	18D / E	12.0		69,173	928	0	42,385	112,486	0
18-7831	Env Prgm Mgr I	FT	A	SS	Fairbanks	203	21D / E	12.0		89,673	0	0	49,418	139,091	55,612
18-7848	Env Prgm Tech	FT	A	GP	Juneau	205	13D / E	12.0		48,936	656	0	35,482	85,074	0
18-7849	Env Prgm Tech	FT	A	GP	Fairbanks	203	13C / D	12.0		46,622	625	0	34,693	81,940	20,769
18-7862	Engineering Associate I, Dec	FT	A	GP	Anchorage	200	21B / C	12.0		76,662	1,028	0	44,940	122,630	0
25-0478	Env Prgm Spcii	FT	A	GP	Anchorage	200	18C / D	12.0		64,074	859	0	40,646	105,579	52,789

Note: If a position is split, an asterisk (*) will appear in the Split/Count column. If the split position is also counted in the component, two asterisks (**) will appear in this column. [No valid job title] appearing in the Job Class Title indicates that the PCN has an invalid class code or invalid range for the class code effective date of this scenario.

Personal Services Expenditure Detail
Department of Environmental Conservation

Scenario: FY2021 Governor (16414)
Component: Air Quality (2061)
RDU: Air Quality (206)

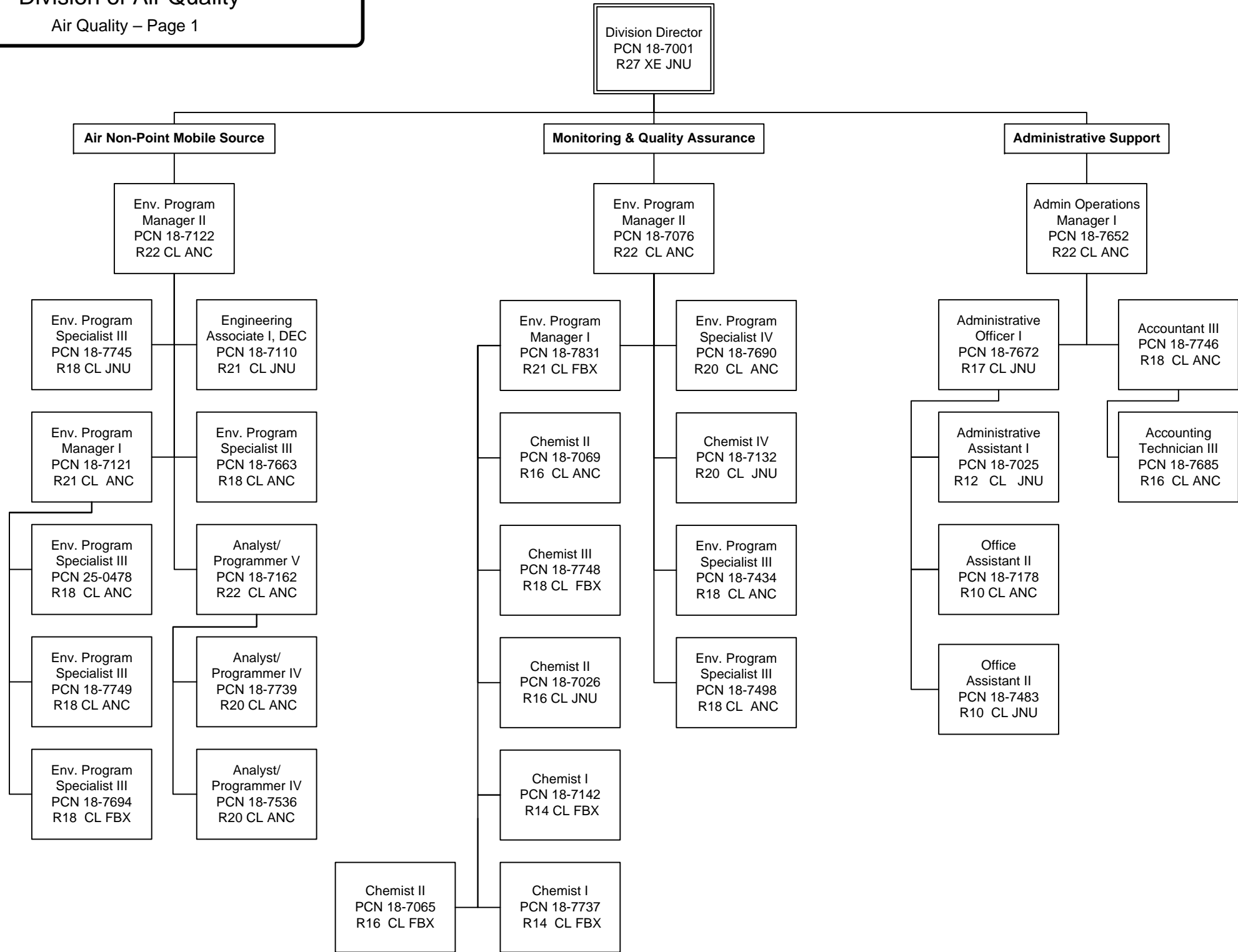
PCN	Job Class Title	Time Status	Retire Code	Barg Unit	Location	Salary Sched	Range / Step	Comp Months	Split / Count	Annual Salaries	COLA	Premium Pay	Annual Benefits	Total Costs	UGF Amount
		Total Positions	New	Deleted										Total Salary Costs:	4,977,698
														Total COLA:	44,538
														Total Premium Pay:	0
														Total Benefits:	2,936,884
	Full Time Positions:	66	0	0											
	Part Time Positions:	0	0	0											
	Non Permanent Positions:	0	0	0											
	Positions in Component:	66	0	0											
	Total Component Months:	792.0													
														Total Pre-Vacancy:	7,959,120
														Minus Vacancy Adjustment of 5.81%:	(462,427)
														Total Post-Vacancy:	7,496,693
														Plus Lump Sum Premium Pay:	0
														Personal Services Line 100:	7,496,693

PCN Funding Sources:	Pre-Vacancy	Post-Vacancy	Percent
1002 Federal Receipts	1,138,347	1,072,209	14.30%
1003 General Fund Match	979,344	922,444	12.30%
1004 General Fund Receipts	304,834	287,123	3.83%
1005 General Fund/Program Receipts	1,613,513	1,519,767	20.27%
1007 Interagency Receipts	18,509	17,434	0.23%
1061 Capital Improvement Project Receipts	432,329	407,211	5.43%
1093 Clean Air Protection Fund	3,257,096	3,067,858	40.92%
1166 Commercial Passenger Vessel Environmental Compliance Fund	112,486	105,951	1.41%
1236 Alaska Liquefied Natural Gas Project Fund I/A (AK LNG I/A)	102,662	96,698	1.29%
Total PCN Funding:	7,959,120	7,496,693	100.00%

Note: If a position is split, an asterisk (*) will appear in the Split/Count column. If the split position is also counted in the component, two asterisks (**) will appear in this column. [No valid job title] appearing in the Job Class Title indicates that the PCN has an invalid class code or invalid range for the class code effective date of this scenario.

Department of Environmental Conservation
Division of Air Quality

Air Quality – Page 1



Department of Environmental Conservation
 Division of Air Quality
 Air Quality – Page 2

Division Director
 PCN 18-7001
 R27 XE JNU

Air Permit Program

Permit Compliance Program

Engineering Associate II, DEC
 PCN 18-7160
 R23 CL JNU

Env. Program Manager II
 PCN 18-7684
 R22 CL JNU

Engineering Associate II, DEC
 PCN 18-7040
 R23 CL JNU

Env. Program Specialist IV
 PCN 18-7299
 R20 CL JNU

Engineering Associate II, DEC
 PCN 18-7280
 R23 CL ANC

Env. Program Manager I
 PCN 18-7691
 R21 CL ANC

Env. Program Specialist IV
 PCN 18-7660
 R20 CL JNU

Engineering Associate II, DEC
 PCN 18-7158
 R23 CL FBX

Engineer Assistant I, DEC
 PCN 18-7423
 R17 CL JNU

Engineering Assistant II, DEC
 PCN 18-7451
 R19 CL JNU

Engineering Associate I, DEC
 PCN 18-7862
 R21 GP ANC

Engineering Associate I, DEC
 PCN 18-7735
 R21 CL ANC

Env. Program Specialist III
 PCN 18-7662
 R18 CL ANC

Env. Program Specialist II
 PCN 18-7488
 R16 CL ANC

Env Program Specialist III
 PCN 18-7825
 R18 CL JNU

Env. Program Specialist II
 PCN 18-7419
 R16 CL FBX

Env. Program Specialist III
 PCN 18-7664
 R18 CL FBX

Engineering Associate I, DEC
 PCN 18-7382
 R21 CL JNU

Engineering Assistant I, DEC
 PCN 18-7665
 R17 CL JNU

Engineering Associate I, DEC
 PCN 18-7301
 R21 CL ANC

Engineering Associate I, DEC
 PCN 18-7734
 R21 CL ANC

Env. Program Specialist III
 PCN 18-7736
 R18 CL ANC

Env. Program Specialist II
 PCN 18-7740
 R16 CL ANC

Env. Program Specialist II
 PCN 18-7422
 R16 CL JNU

Env. Program Specialist II
 PCN 18-7670
 R16 CL FBX

Env. Program Specialist II
 PCN 18-7647
 R16 CL FBX

Env. Program Technician
 PCN 18-7271
 R13 CL ANC

Engineering Associate I, DEC
 PCN 18-7361
 R21 CL ANC

Env. Program Specialist II
 PCN 18-7586
 R16 CL ANC

Env. Program Specialist II
 PCN 18-7474
 R16 CL ANC

Env. Program Technician
 PCN 18-7470
 R13 CL JNU

Env. Program Technician
 PCN 18-7154
 R13 CL FBX

Env. Program Technician
 PCN 18-7849
 R13 CL FBX

Env. Program Technician
 PCN 18-7848
 R13 CL JNU

Env. Program Specialist II
 PCN 18-7612
 R16 CL JNU