

State of Alaska
FY2021 Governor's Operating Budget

Department of Labor and Workforce Development

Department of Labor and Workforce Development

Mission

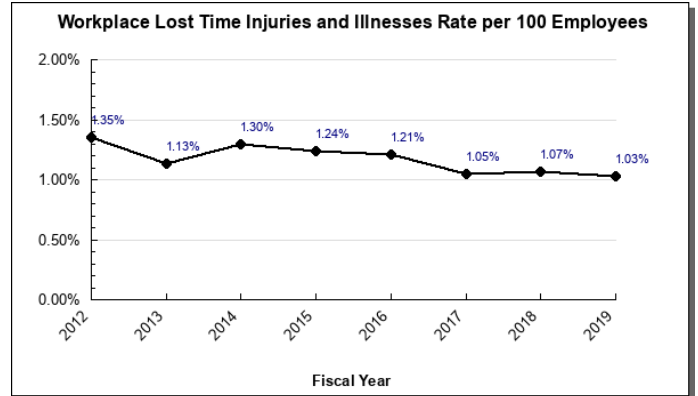
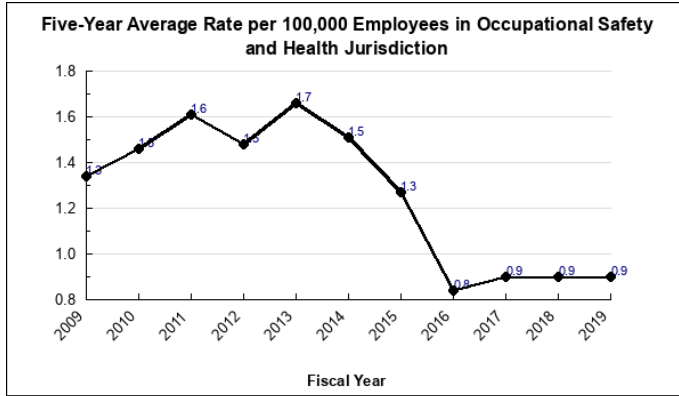
Provide safe and legal working conditions and to advance opportunities for employment. AS 23.05.010

Core Services (in priority order)		UGF	DGF	Other	Fed	Total	PFT	PPT	NP	% GF
1	Protect Workers	3,016.9	16,459.9	2,165.4	2,565.0	24,207.2	139.3	0.0	2.1	34.0%
2	Workforce Development	16,399.8	19,062.1	12,841.1	44,334.8	92,637.8	330.4	17.0	14.3	61.9%
3	Income Replacement	1,430.0	891.4	2,125.4	30,296.9	34,743.7	201.4	31.0	5.6	4.1%
FY2020 Management Plan		20,846.6	36,413.4	17,131.9	77,196.8	151,588.7	671.0	48.0	22.0	

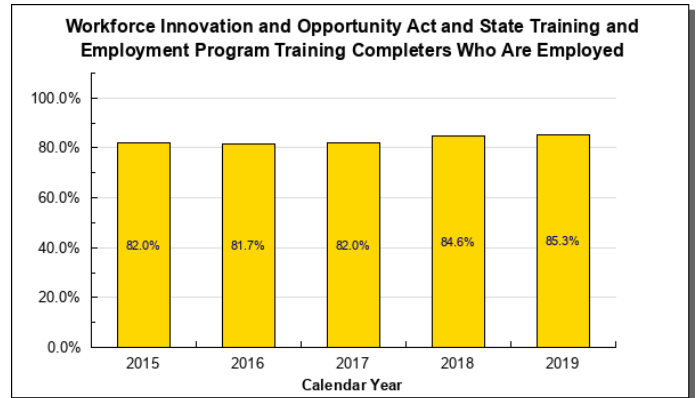
Measures by Core Service

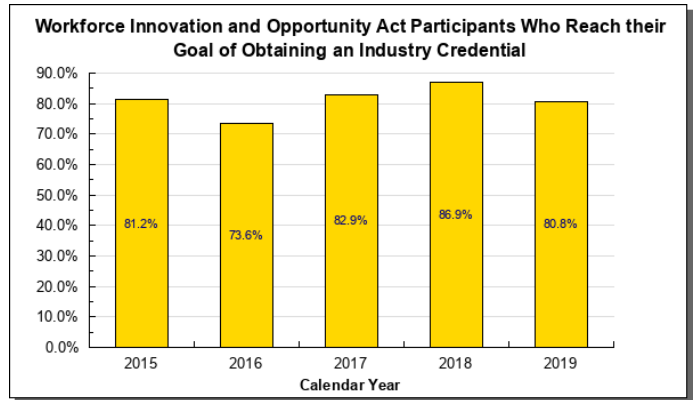
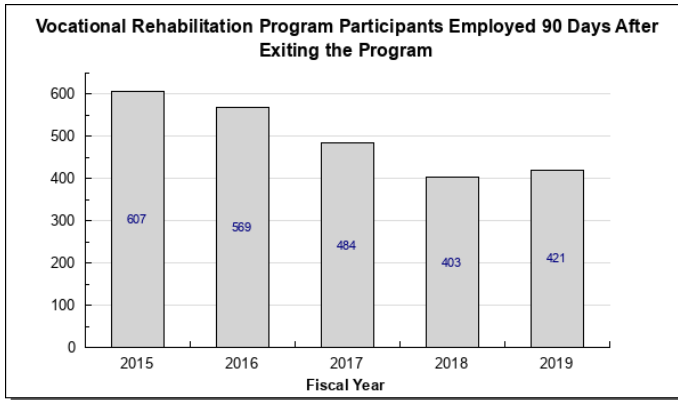
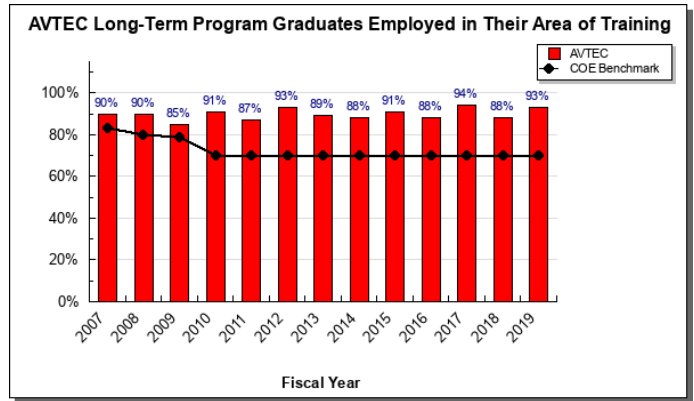
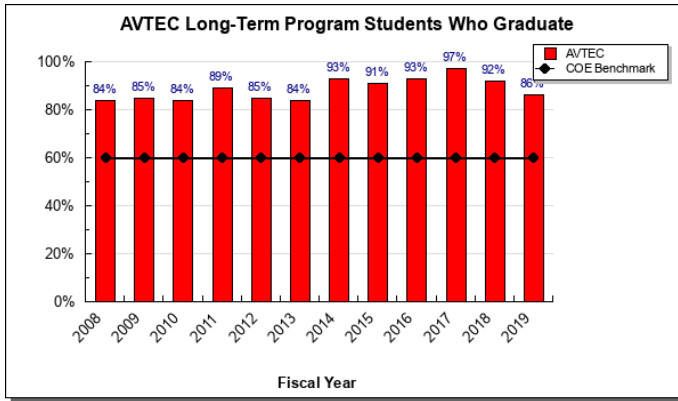
(Additional performance information is available on the web at <https://omb.alaska.gov/results>.)

1. Protect Workers: Eliminate accidental injuries, fatalities, and occupational illnesses within the departmental jurisdiction.

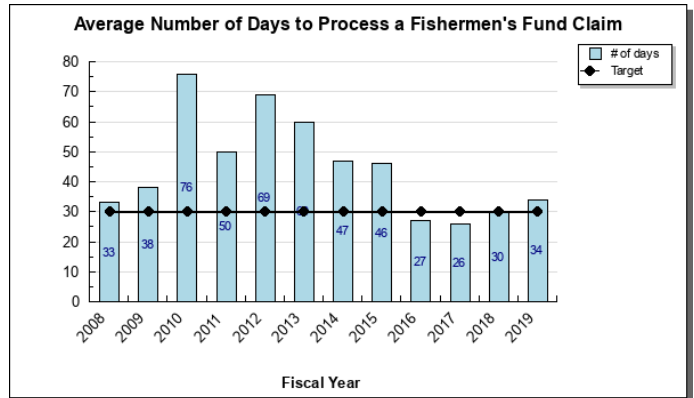
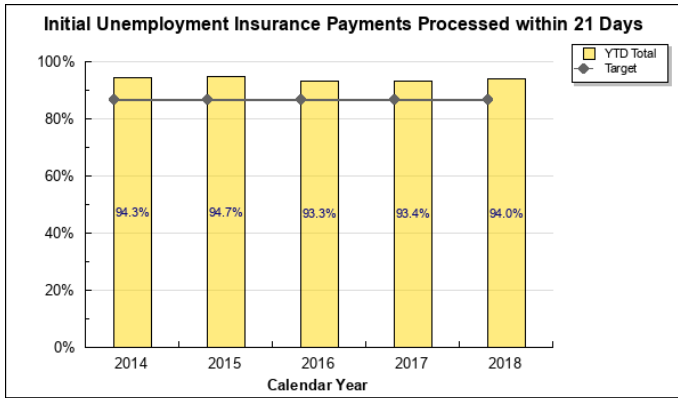


2. Workforce Development: Prepare Alaskans for Alaska's jobs.





3. Income Replacement: Eligible Alaskans receive timely and accurate income replacement determinations and payments.



Major Department Accomplishments in 2019

Workforce Development

The Division of Employment and Training Services (DETS) began implementation of the \$1.26 million federal National Health Emergency Dislocated Worker Demonstration Grant to address Alaska's opioid crisis by providing employment and training services to Alaskans recovering from an opioid addiction, and those in the health care industry serving Alaskans with an opioid addiction.

DETS was awarded \$4.5 million in federal disaster funding for temporary jobs to assist with the cleanup, repair and reconstruction of public structures and facilities damaged by the November 30, 2018 earthquake in Southcentral Alaska.

The Division of Vocational Rehabilitation (DVR) helped 421 disabled Alaskans gain employment through Individualized Plans for Employment. DVR also served 319 individuals 55 years of age and older who were blind or had a significant visual impairment. Services were provided to those individuals in their local communities, and included mobility training, peer support, independent living skills training and low vision assessments.

Alaska Vocational Technical Center (AVTEC) students achieved an average 92 percent graduation rate across all course offerings.

AVTEC responded to employer workforce demand for shore side boat maintenance employees by developing a suite of Marine Vessel Maintenance and Repair training courses that can be customized for small shipyard employers and employees.

Protect Workers

The Division of Labor Standards and Safety's (LSS) Wage and Hour Administration component collected \$760,000 in wages, penalties, and interest owed to Alaska workers, and provided more than 7,500 voluntary compliance briefings to employers.

The LSS Mechanical Inspection component conducted a total of 6,704 boiler, elevator, electrical, and plumbing inspections and 3,255 on-site construction project visits statewide to ensure contractor licensing compliance. Staff identified 1,056 code violations and conducted 160 enforcement actions to protect Alaskans.

The Alaska Labor Relations Agency component issued 100 percent of its decisions in an average of 75 days, well below the 90-day target.

Income Replacement

The Division of Workers' Compensation (WC) continued efforts to address Alaska's high Workers' Compensation premiums with promulgation of the Medical Services Review Committee (MSRC) to continue its "phased-in" cost reduction approach to lowering medical costs gradually, which directly resulted in a 3.7 percent workers' compensation premium rate decrease in May 2016, and helped contribute to the premium rate reductions of 1.6 percent in calendar year 2017 and 7.9 percent in calendar year 2018.

WC finalized 91 failure to insure cases, resulting in a total of \$3.4 million in penalties to be deposited into the Alaska Workers' Compensation Benefits Guaranty Fund, which pays benefits to workers injured while working for employers out of compliance with the Alaska Workers' Compensation Act.

Unemployment Insurance (UI) initiated several rapid response meetings due to mass layoff events. Rapid response meetings are critical in educating laid off workers about the UI program, filing requirements, and available reemployment services.

UI paid benefits to 29,433 claimants totaling over \$85 million in benefits to assist workers who are temporarily out of work due to no fault of their own, which helps stabilize local economies.

UI has recovered approximately \$5.6 million dollars to date through the Treasury Offset Program (TOP), which allows the garnishment of IRS tax returns of claimants who owe the UI Trust Fund due to fraudulent claims.

Key Department Challenges

Workforce Development

The Alaska Vocational Technical Center's campus facilities are aging, and the number of deferred maintenance projects continues to increase. In FY2021, AVTEC and Department of Transportation & Public Facilities staff will continue to address high-priority deferred maintenance projects to ensure AVTEC's instructional, residential, and support facilities continue to be operational.

The Division of Employment and Training Services' Workforce Services and the Workforce Investment Board continue to be challenged to increase utilization of Registered Apprenticeships. Efforts include promoting program benefits; identifying related occupation instruction; assisting employers in identifying Alaskan candidates for the apprenticeship opportunity; and providing financial assistance to support new apprenticeship programs and eligible participants.

The Division of Employment and Training Services' Workforce Development component is challenged to implement College and Career Readiness Standards in Adult Education to be relevant to real world application. Changes would allow students to master critical-thinking and problem-solving skills, and reflect the knowledge, skills and social foundations needed for success in both college and work.

Protect Workers

The Division of Labor Standards and Safety (LS&S) is challenged to conduct inspections throughout the state within reasonable travel budgets, and to meet program inspection goals while experiencing staff turnover.

Income Replacement

The Unemployment Insurance component is experiencing challenges maintaining service levels given the high rate of staff turnover and a federal funding reduction. Federal funding was reduced by over \$700,000 in FY2020; further reductions are anticipated in FY2021, but amounts are unknown.

The Division of Vocational Rehabilitation's Disability Determination component is challenged with implementing the Social Security Administration's (SSA) decision to reinstate the reconsideration level of review in Alaska. This includes hiring and training additional SSA-funded employees to process the workload.

Significant Changes in Results to be Delivered in FY2021

In FY2021, the Division of Employment and Training Services (DETS) will implement the new labor exchange and case management system that will integrate business and job seeker services. As a result, the Workforce Services component will evaluate current business practices and identify necessary changes to its service delivery model.

DETS will implement distance learning opportunities to increase access to educational opportunity and greater success of GED completion.

The Alaska Vocational Training Center will expand its role in professional development by offering Career and Technical Education (CTE) practicum experiences and online instruction to CTE teachers and educators.

The grants unit previously located in the DETS Workforce Development component transferred to the Alaska Workforce Investment Board in FY2020. The grants unit manages outgoing grants for training and apprenticeship programs. The transfer aligned the direction, management, and oversight of grants that help get Alaskans trained for the job market with the Workforce Investment Board, which identifies high-demand industries and areas of opportunity for employment. Management of the shared federal awards and reporting remains in DETS. Workforce Development, DETS, and Alaska Workforce Investment Board staff will continue to work collectively to ensure federal benchmarks are met, grants are issued efficiently, and reporting is completed timely.

The Second Injury Fund program will continue to accept new claims until October 1, 2020, for injuries that occurred on or before August 31, 2018. After that, only existing claims will be paid and will decline over time until the Fund's liability is exhausted. It will likely take decades for the Fund to pay these ongoing claim obligations, as 95 percent of these claims are categorized as permanent total disability (PTD) benefits. PTD benefits are paid until disability ends or until death.

Contact Information

Commissioner: Dr. Tamika L. Ledbetter
Phone: (907) 269-7485
E-mail: tamika.ledbetter@alaska.gov

Administrative Services Director: Hannah Lager
Phone: (907) 465-5984
E-mail: hannah.lager@alaska.gov

FY2021 Capital Budget Request

Project Title	Unrestricted Gen (UGF)	Designated Gen (DGF)	Other Funds	Federal Funds	Total Funds
Vocational Rehabilitation Business Enterprise Program Facility Development and Equipment Replacement	447,396	185,000	0	0	632,396
Department Total	447,396	185,000	0	0	632,396

This is an appropriation level summary only. For allocations and the full project details see the capital budget.

Summary of Department Budget Changes by RDU

From FY2020 Management Plan to FY2021 Governor

All dollars shown in thousands

	<u>Unrestricted Gen (UGF)</u>	<u>Designated Gen (DGF)</u>	<u>Other Funds</u>	<u>Federal Funds</u>	<u>Total Funds</u>
FY2020 Management Plan	20,846.6	36,413.4	17,131.9	77,196.8	151,588.7
One-time items:					
-Commissioner and Administrative	-250.0	0.0	-75.0	0.0	-325.0
-Employment & Training Svcs	0.0	0.0	0.0	-1,000.0	-1,000.0
Adjustments which continue current level of service:					
-Commissioner and Administrative	1,253.1	10,183.1	30.7	5,043.7	16,510.6
-Workers' Compensation	0.0	42.7	0.0	0.0	42.7
-Labor Standards and Safety	-1,383.8	1,452.4	22.0	29.5	120.1
-Employment & Training Svcs	-1,244.3	-10,174.9	6.6	-4,789.6	-16,202.2
-Vocational Rehabilitation	27.1	0.0	1.5	88.5	117.1
-AVTEC	5.7	-23.2	13.9	0.0	-3.6
Proposed budget increases:					
-Commissioner and Administrative	0.0	0.0	25.0	0.0	25.0
-AVTEC	0.0	250.0	234.1	0.0	484.1
Proposed budget decreases:					
-Commissioner and Administrative	-210.0	0.0	0.0	0.0	-210.0
-Labor Standards and Safety	-127.4	0.0	0.0	0.0	-127.4
-Employment & Training Svcs	0.0	0.0	0.0	-173.2	-173.2
-Vocational Rehabilitation	-84.3	0.0	0.0	0.0	-84.3
-AVTEC	-226.7	0.0	0.0	0.0	-226.7
FY2021 Governor	18,606.0	38,143.5	17,390.7	76,395.7	150,535.9

Department Totals
Department of Labor and Workforce Development

Description	FY2019 Actuals	FY2020 Conference Committee	FY2020 Authorized	FY2020 Management Plan	FY2021 Governor	FY2020 Management Plan vs FY2021 Governor	
Department Totals	125,506.5	150,600.5	151,588.7	151,588.7	150,535.9	-1,052.8	-0.7%
Objects of Expenditure:							
71000 Personal Services	65,886.5	75,527.6	75,527.6	73,548.8	74,998.8	1,450.0	2.0%
72000 Travel	751.3	625.4	597.5	787.6	820.4	32.8	
73000 Services	24,022.7	32,884.2	32,884.2	33,860.9	32,149.7	-1,711.2	-5.1%
74000 Commodities	2,757.9	2,565.4	2,565.4	2,439.6	2,664.2	224.6	9.2%
75000 Capital Outlay	71.6	266.9	266.9	266.9	266.9	0.0	0.0%
77000 Grants, Benefits	32,016.5	38,731.0	39,747.1	40,684.9	39,635.9	-1,049.0	-2.6%
78000 Miscellaneous	0.0	0.0	0.0	0.0	0.0	0.0	0.0%
Funding Source:							
1002 Fed Rcpts (Fed)	61,017.3	76,196.8	77,196.8	77,196.8	76,395.7	-801.1	-1.0%
1003 G/F Match (UGF)	6,878.8	6,963.9	6,957.1	6,957.1	6,904.9	-52.2	-0.8%
1004 Gen Fund (UGF)	13,807.1	13,889.5	13,889.5	13,889.5	11,701.1	-2,188.4	-15.8%
1005 GF/Prgrm (DGF)	3,471.6	3,652.1	3,652.1	3,652.1	5,280.1	1,628.0	44.6%
1007 I/A Rcpts (Other)	11,176.0	15,690.9	15,690.9	15,690.9	15,765.3	74.4	0.5%
1031 Sec Injury (DGF)	2,480.1	2,851.2	2,851.2	2,851.2	2,852.1	0.9	0.0%
1032 Fish Fund (DGF)	1,004.2	1,391.9	1,408.0	1,408.0	1,409.9	1.9	0.1%
1049 Trng Bldg (DGF)	372.8	771.7	771.7	771.7	773.6	1.9	0.2%
1054 Empl Trng (DGF)	7,785.2	8,473.0	8,473.0	8,473.0	8,475.9	2.9	0.0%
1061 CIP Rcpts (Other)	98.0	99.8	99.8	99.8	99.8	0.0	0.0%
1092 MHTAAR (Other)	92.3	75.0	75.0	75.0	25.0	-50.0	-66.7%
1108 Stat Desig (Other)	1,086.5	1,142.0	1,142.0	1,142.0	1,376.4	234.4	20.5%
1117 VocRandSh (Other)	67.3	124.2	124.2	124.2	124.2	0.0	0.0%
1151 VoTech Ed (DGF)	5,955.6	6,888.0	6,888.0	6,888.0	6,890.7	2.7	0.0%
1157 Wrkrs Safe (DGF)	7,588.4	9,293.3	9,272.2	9,272.2	9,337.6	65.4	0.7%
1172 Bldg Safe (DGF)	1,869.3	2,120.5	2,120.5	2,120.5	2,145.8	25.3	1.2%
1203 WCBG Fund (DGF)	556.9	778.5	778.5	778.5	779.6	1.1	0.1%
1237 VocSmBus (DGF)	199.1	198.2	198.2	198.2	198.2	0.0	0.0%
Totals:							
Unrestricted Gen (UGF)	20,685.9	20,853.4	20,846.6	20,846.6	18,606.0	-2,240.6	-10.7%
Designated Gen (DGF)	31,283.2	36,418.4	36,413.4	36,413.4	38,143.5	1,730.1	4.8%
Other Funds	12,520.1	17,131.9	17,131.9	17,131.9	17,390.7	258.8	1.5%
Federal Funds	61,017.3	76,196.8	77,196.8	77,196.8	76,395.7	-801.1	-1.0%
Positions:							
Permanent Full Time	677	669	669	671	662	-9	-1.3%
Permanent Part Time	50	50	50	48	48	0	0.0%
Non Permanent	7	6	6	22	22	0	0.0%

Component Summary Unrestricted General Funds Only
Department of Labor and Workforce Development

Results Delivery Unit/ Component	FY2019 Actuals	FY2020 Conference Committee	FY2020 Authorized	FY2020 Management Plan	FY2021 Governor	FY2020 Management Plan vs FY2021 Governor	
Commissioner and Administrative Services							
Commissioner's Office	524.3	473.5	473.5	543.5	508.5	-35.0	-6.4%
Workforce Investment Board	0.0	0.0	0.0	0.0	1,245.1	1,245.1	100.0%
Alaska Labor Relations Agency	537.8	537.2	537.2	537.2	537.2	0.0	0.0%
Management Services	697.2	353.4	353.4	423.4	378.8	-44.6	-10.5%
Leasing	2,407.6	2,687.5	2,687.5	2,547.5	2,547.5	0.0	0.0%
Data Processing	164.4	167.9	167.9	167.9	122.9	-45.0	-26.8%
Labor Market Information	1,042.2	1,424.7	1,424.7	1,424.7	1,097.3	-327.4	-23.0%
RDU Totals:	5,373.5	5,644.2	5,644.2	5,644.2	6,437.3	793.1	14.1%
Labor Standards and Safety							
Wage and Hour Administration	1,785.5	1,825.9	1,825.9	1,825.9	313.5	-1,512.4	-82.8%
Occupational Safety and Health	294.3	303.1	296.3	296.3	297.5	1.2	0.4%
RDU Totals:	2,079.8	2,129.0	2,122.2	2,122.2	611.0	-1,511.2	-71.2%
Employment and Training Services							
Workforce Development	3,821.6	3,825.0	3,825.0	3,825.0	2,580.7	-1,244.3	-32.5%
RDU Totals:	3,821.6	3,825.0	3,825.0	3,825.0	2,580.7	-1,244.3	-32.5%
Vocational Rehabilitation							
Client Services	4,473.6	4,553.0	4,553.0	4,553.0	4,495.8	-57.2	-1.3%
Special Projects	167.0	167.0	167.0	167.0	167.0	0.0	0.0%
RDU Totals:	4,640.6	4,720.0	4,720.0	4,720.0	4,662.8	-57.2	-1.2%
Alaska Vocational Technical Center							
AVTEC	4,770.4	4,535.2	4,535.2	4,535.2	4,314.2	-221.0	-4.9%
RDU Totals:	4,770.4	4,535.2	4,535.2	4,535.2	4,314.2	-221.0	-4.9%
Unrestricted Gen (UGF):	20,685.9	20,853.4	20,846.6	20,846.6	18,606.0	-2,240.6	-10.7%
Designated Gen (DGF):	0.0	0.0	0.0	0.0	0.0	0.0	0.0%
Other Funds:	0.0	0.0	0.0	0.0	0.0	0.0	0.0%
Federal Funds:	0.0	0.0	0.0	0.0	0.0	0.0	0.0%
Total Funds:	20,685.9	20,853.4	20,846.6	20,846.6	18,606.0	-2,240.6	-10.7%

Component Summary All Funds
Department of Labor and Workforce Development

Results Delivery Unit/ Component	FY2019 Actuals	FY2020 Conference Committee	FY2020 Authorized	FY2020 Management Plan	FY2021 Governor	FY2020 Management Plan vs FY2021 Governor	
Commissioner and Administrative Services							
Commissioner's Office	982.5	989.7	989.7	1,059.7	1,024.7	-35.0	-3.3%
Workforce Investment Board	397.9	474.9	474.9	575.5	17,027.2	16,451.7	2858.7%
Alaska Labor Relations Agency	537.8	537.2	537.2	537.2	537.2	0.0	0.0%
Management Services	3,428.7	3,907.3	3,907.3	3,977.3	3,947.2	-30.1	-0.8%
Leasing	2,407.6	2,687.5	2,687.5	2,547.5	2,547.5	0.0	0.0%
Data Processing	4,010.2	5,637.9	5,637.9	5,637.9	5,611.8	-26.1	-0.5%
Labor Market Information	3,349.9	4,605.8	4,605.8	4,505.2	4,145.3	-359.9	-8.0%
RDU Totals:	15,114.6	18,840.3	18,840.3	18,840.3	34,840.9	16,000.6	84.9%
Workers' Compensation							
Workers' Compensation	5,368.6	5,763.7	5,763.7	5,763.7	5,801.5	37.8	0.7%
Workers' Comp Appeals Comm	323.1	424.9	424.9	424.9	425.9	1.0	0.2%
WC Benefits Guaranty Fund	556.9	778.5	778.5	778.5	779.6	1.1	0.1%
Second Injury Fund	2,480.1	2,851.2	2,851.2	2,851.2	2,852.1	0.9	0.0%
Fishermen's Fund	1,004.2	1,391.9	1,408.0	1,408.0	1,409.9	1.9	0.1%
RDU Totals:	9,732.9	11,210.2	11,226.3	11,226.3	11,269.0	42.7	0.4%
Labor Standards and Safety							
Wage and Hour Administration	1,821.7	2,452.5	2,452.5	2,452.5	2,345.8	-106.7	-4.4%
Mechanical Inspection	2,622.2	2,961.2	2,961.2	2,961.2	3,000.7	39.5	1.3%
Occupational Safety and Health	4,264.1	5,632.0	5,604.1	5,604.1	5,663.7	59.6	1.1%
Alaska Safety Advisory Council	124.9	185.0	185.0	185.0	185.3	0.3	0.2%
RDU Totals:	8,832.9	11,230.7	11,202.8	11,202.8	11,195.5	-7.3	-0.1%
Employment and Training Services							
DETS Administration	1,111.9	1,401.2	1,401.2	1,401.2	1,349.2	-52.0	-3.7%
Workforce Services	12,453.4	17,720.4	17,720.4	17,470.4	17,537.7	67.3	0.4%
Workforce Development	23,758.9	26,579.0	26,579.0	27,579.0	11,215.4	-16,363.6	-59.3%
Unemployment Insurance	18,695.0	23,399.2	24,399.2	23,649.2	22,622.1	-1,027.1	-4.3%
RDU Totals:	56,019.2	69,099.8	70,099.8	70,099.8	52,724.4	-17,375.4	-24.8%
Vocational Rehabilitation							
Voc Rehab Administration	943.7	1,252.4	1,252.4	1,252.4	1,255.9	3.5	0.3%
Client Services	14,433.3	17,007.7	17,007.7	17,007.7	17,010.2	2.5	0.0%
Disability Determination	4,667.7	5,880.3	5,880.3	5,880.3	5,907.0	26.7	0.5%
Special Projects	974.6	1,242.6	1,242.6	1,242.6	1,242.7	0.1	0.0%
RDU Totals:	21,019.3	25,383.0	25,383.0	25,383.0	25,415.8	32.8	0.1%
Alaska Vocational Technical Center							
AVTEC	12,482.7	12,663.5	12,663.5	12,913.5	13,155.5	242.0	1.9%
AVTEC Facilities Maintenance	2,304.9	2,173.0	2,173.0	1,923.0	1,934.8	11.8	0.6%
RDU Totals:	14,787.6	14,836.5	14,836.5	14,836.5	15,090.3	253.8	1.7%
Unrestricted Gen (UGF):	20,685.9	20,853.4	20,846.6	20,846.6	18,606.0	-2,240.6	-10.7%
Designated Gen (DGF):	31,283.2	36,418.4	36,413.4	36,413.4	38,143.5	1,730.1	4.8%
Other Funds:	12,520.1	17,131.9	17,131.9	17,131.9	17,390.7	258.8	1.5%
Federal Funds:	61,017.3	76,196.8	77,196.8	77,196.8	76,395.7	-801.1	-1.0%
Total Funds:	125,506.5	150,600.5	151,588.7	151,588.7	150,535.9	-1,052.8	-0.7%

Component Summary All Funds
Department of Labor and Workforce Development

Results Delivery Unit/ Component	FY2019 Actuals	FY2020 Conference Committee	FY2020 Authorized	FY2020 Management Plan	FY2021 Governor	FY2020 Management Plan vs FY2021 Governor	
Permanent Full Time:	677	669	669	671	662	-9	-1.3%
Permanent Part Time:	50	50	50	48	48	0	0.0%
Non Permanent:	7	6	6	22	22	0	0.0%
Total Positions:	734	725	725	741	732	-9	-1.2%

Inter-Agency Revenue Summary
Department of Labor and Workforce Development
Revenue Type Inter-Agency Receipts Only

Scenario: FY2021 Governor (16414)

IRIS Revenue Type	IRIS Revenue Source Code	Component	Total
Department of Labor and Workforce Development Totals:			20,265.3
5007 I/A Rcpts	5301 Inter-Agency Receipts	Admin - Department-wide	49.0
5007 I/A Rcpts	5301 Inter-Agency Receipts	Commerce - Department-wide	660.0
5007 I/A Rcpts	5301 Inter-Agency Receipts	E&ED - Department-wide	681.3
5007 I/A Rcpts	5301 Inter-Agency Receipts	H&SS - Department-wide	556.6
5007 I/A Rcpts	5301 Inter-Agency Receipts	Labor - Alaska Labor Relations Agency (1200)	3.8
5007 I/A Rcpts	5301 Inter-Agency Receipts	Labor - AVTEC (2686)	1,696.0
5007 I/A Rcpts	5301 Inter-Agency Receipts	Labor - Client Services (1828)	545.2
5007 I/A Rcpts	5301 Inter-Agency Receipts	Labor - Commissioner's Office (340)	-498.7
5007 I/A Rcpts	5301 Inter-Agency Receipts	Labor - Data Processing (334)	448.1
5007 I/A Rcpts	5301 Inter-Agency Receipts	Labor - DETS Administration (3116)	11.3
5007 I/A Rcpts	5301 Inter-Agency Receipts	Labor - Disability Determination (206)	164.2
5007 I/A Rcpts	5301 Inter-Agency Receipts	Labor - Fishermen's Fund (343)	162.5
5007 I/A Rcpts	5301 Inter-Agency Receipts	Labor - Labor Market Information (336)	-44.9
5007 I/A Rcpts	5301 Inter-Agency Receipts	Labor - Management Services (335)	3,011.0
5007 I/A Rcpts	5301 Inter-Agency Receipts	Labor - Mechanical Inspection (346)	31.4
5007 I/A Rcpts	5301 Inter-Agency Receipts	Labor - Occupational Safety and Health (970)	665.0
5007 I/A Rcpts	5301 Inter-Agency Receipts	Labor - Second Injury Fund (2342)	1.3
5007 I/A Rcpts	5301 Inter-Agency Receipts	Labor - Unemployment Insurance (2276)	990.0
5007 I/A Rcpts	5301 Inter-Agency Receipts	Labor - Voc Rehab Administration (202)	8.8
5007 I/A Rcpts	5301 Inter-Agency Receipts	Labor - Wage and Hour Administration (345)	58.7
5007 I/A Rcpts	5301 Inter-Agency Receipts	Labor - WC Benefits Guaranty Fund (2820)	1.3
5007 I/A Rcpts	5301 Inter-Agency Receipts	Labor - Workers' Comp Appeals Comm (2816)	2.5
5007 I/A Rcpts	5301 Inter-Agency Receipts	Labor - Workers' Compensation (344)	160.3
5007 I/A Rcpts	5301 Inter-Agency Receipts	Labor - Workforce Development (3117)	3,354.3
5007 I/A Rcpts	5301 Inter-Agency Receipts	Labor - Workforce Investment Board (2659)	17.6
5007 I/A Rcpts	5301 Inter-Agency Receipts	Labor - Workforce Services (2761)	2,223.2
5007 I/A Rcpts	5301 Inter-Agency Receipts	Law - Department-wide	5.0
5007 I/A Rcpts	5301 Inter-Agency Receipts	NatRes - Department-wide	292.8
5007 I/A Rcpts	5301 Inter-Agency Receipts	Rev - Department-wide	315.5
5007 I/A Rcpts	5301 Inter-Agency Receipts	Trans - Department-wide	41.1
5007 I/A Rcpts	5301 Inter-Agency Receipts	Univ - Department-wide	151.1
6157 Wrkrs Safe	6780 Workers Safety/Compensation	Commerce - Department-wide	4,500.0
	Adminstrtn Acct - Ins Prem Tax		
RDU: Commissioner and Administrative Services (109)			5,591.3
5007 I/A Rcpts	5301 Inter-Agency Receipts	E&ED - Department-wide	27.0
5007 I/A Rcpts	5301 Inter-Agency Receipts	H&SS - Department-wide	166.0
5007 I/A Rcpts	5301 Inter-Agency Receipts	Labor - Alaska Labor Relations Agency (1200)	3.8
5007 I/A Rcpts	5301 Inter-Agency Receipts	Labor - AVTEC (2686)	-140.0
5007 I/A Rcpts	5301 Inter-Agency Receipts	Labor - Client Services (1828)	259.3
5007 I/A Rcpts	5301 Inter-Agency Receipts	Labor - Commissioner's Office (340)	-498.7
5007 I/A Rcpts	5301 Inter-Agency Receipts	Labor - Data Processing (334)	448.1
5007 I/A Rcpts	5301 Inter-Agency Receipts	Labor - DETS Administration (3116)	11.3
5007 I/A Rcpts	5301 Inter-Agency Receipts	Labor - Disability Determination (206)	150.0
5007 I/A Rcpts	5301 Inter-Agency Receipts	Labor - Fishermen's Fund (343)	162.5
5007 I/A Rcpts	5301 Inter-Agency Receipts	Labor - Labor Market Information (336)	-47.1
5007 I/A Rcpts	5301 Inter-Agency Receipts	Labor - Management Services (335)	2,836.0
5007 I/A Rcpts	5301 Inter-Agency Receipts	Labor - Mechanical Inspection (346)	31.4
5007 I/A Rcpts	5301 Inter-Agency Receipts	Labor - Occupational Safety and Health (970)	47.7
5007 I/A Rcpts	5301 Inter-Agency Receipts	Labor - Second Injury Fund (2342)	1.3
5007 I/A Rcpts	5301 Inter-Agency Receipts	Labor - Unemployment Insurance (2276)	596.1
5007 I/A Rcpts	5301 Inter-Agency Receipts	Labor - Voc Rehab Administration (202)	8.8
5007 I/A Rcpts	5301 Inter-Agency Receipts	Labor - Wage and Hour Administration (345)	54.9
5007 I/A Rcpts	5301 Inter-Agency Receipts	Labor - WC Benefits Guaranty Fund (2820)	1.3
5007 I/A Rcpts	5301 Inter-Agency Receipts	Labor - Workers' Comp Appeals Comm (2816)	2.5
5007 I/A Rcpts	5301 Inter-Agency Receipts	Labor - Workers' Compensation (344)	156.5
5007 I/A Rcpts	5301 Inter-Agency Receipts	Labor - Workforce Development (3117)	611.7
5007 I/A Rcpts	5301 Inter-Agency Receipts	Labor - Workforce Investment Board (2659)	17.6
5007 I/A Rcpts	5301 Inter-Agency Receipts	Labor - Workforce Services (2761)	461.3
5007 I/A Rcpts	5301 Inter-Agency Receipts	Rev - Department-wide	112.0
5007 I/A Rcpts	5301 Inter-Agency Receipts	Univ - Department-wide	110.0

Inter-Agency Revenue Summary
Department of Labor and Workforce Development
Revenue Type Inter-Agency Receipts Only

Scenario: FY2021 Governor (16414)

IRIS Revenue Type	IRIS Revenue Source Code	Component	Total
Component: Commissioner's Office (340)			516.2
5007 I/A Rcpts	5301 Inter-Agency Receipts	Labor - Management Services (335)	516.2
Component: Workforce Investment Board (2659)			589.5
5007 I/A Rcpts	5301 Inter-Agency Receipts	E&ED - Department-wide	9.0
5007 I/A Rcpts	5301 Inter-Agency Receipts	H&SS - Department-wide	111.0
5007 I/A Rcpts	5301 Inter-Agency Receipts	Labor - AVTEC (2686)	35.0
5007 I/A Rcpts	5301 Inter-Agency Receipts	Labor - Client Services (1828)	145.0
5007 I/A Rcpts	5301 Inter-Agency Receipts	Labor - Commissioner's Office (340)	10.0
5007 I/A Rcpts	5301 Inter-Agency Receipts	Labor - Workforce Development (3117)	220.0
5007 I/A Rcpts	5301 Inter-Agency Receipts	Labor - Workforce Services (2761)	59.5
Component: Management Services (335)			1,084.7
5007 I/A Rcpts	5301 Inter-Agency Receipts	Labor - AVTEC (2686)	-175.0
5007 I/A Rcpts	5301 Inter-Agency Receipts	Labor - Commissioner's Office (340)	-516.2
5007 I/A Rcpts	5301 Inter-Agency Receipts	Labor - Labor Market Information (336)	-255.0
5007 I/A Rcpts	5301 Inter-Agency Receipts	Labor - Management Services (335)	2,030.9
Component: Data Processing (334)			1,907.2
5007 I/A Rcpts	5301 Inter-Agency Receipts	Labor - Alaska Labor Relations Agency (1200)	3.8
5007 I/A Rcpts	5301 Inter-Agency Receipts	Labor - Client Services (1828)	114.3
5007 I/A Rcpts	5301 Inter-Agency Receipts	Labor - Commissioner's Office (340)	7.5
5007 I/A Rcpts	5301 Inter-Agency Receipts	Labor - Data Processing (334)	448.1
5007 I/A Rcpts	5301 Inter-Agency Receipts	Labor - DETS Administration (3116)	11.3
5007 I/A Rcpts	5301 Inter-Agency Receipts	Labor - Disability Determination (206)	150.0
5007 I/A Rcpts	5301 Inter-Agency Receipts	Labor - Fishermen's Fund (343)	162.5
5007 I/A Rcpts	5301 Inter-Agency Receipts	Labor - Labor Market Information (336)	47.7
5007 I/A Rcpts	5301 Inter-Agency Receipts	Labor - Management Services (335)	33.9
5007 I/A Rcpts	5301 Inter-Agency Receipts	Labor - Mechanical Inspection (346)	31.4
5007 I/A Rcpts	5301 Inter-Agency Receipts	Labor - Occupational Safety and Health (970)	47.7
5007 I/A Rcpts	5301 Inter-Agency Receipts	Labor - Second Injury Fund (2342)	1.3
5007 I/A Rcpts	5301 Inter-Agency Receipts	Labor - Unemployment Insurance (2276)	326.1
5007 I/A Rcpts	5301 Inter-Agency Receipts	Labor - Voc Rehab Administration (202)	8.8
5007 I/A Rcpts	5301 Inter-Agency Receipts	Labor - Wage and Hour Administration (345)	46.4
5007 I/A Rcpts	5301 Inter-Agency Receipts	Labor - WC Benefits Guaranty Fund (2820)	1.3
5007 I/A Rcpts	5301 Inter-Agency Receipts	Labor - Workers' Comp Appeals Comm (2816)	2.5
5007 I/A Rcpts	5301 Inter-Agency Receipts	Labor - Workers' Compensation (344)	156.5
5007 I/A Rcpts	5301 Inter-Agency Receipts	Labor - Workforce Development (3117)	171.7
5007 I/A Rcpts	5301 Inter-Agency Receipts	Labor - Workforce Investment Board (2659)	17.6
5007 I/A Rcpts	5301 Inter-Agency Receipts	Labor - Workforce Services (2761)	116.8
Component: Labor Market Information (336)			1,493.7
5007 I/A Rcpts	5301 Inter-Agency Receipts	E&ED - Department-wide	18.0
5007 I/A Rcpts	5301 Inter-Agency Receipts	H&SS - Department-wide	55.0
5007 I/A Rcpts	5301 Inter-Agency Receipts	Labor - Labor Market Information (336)	160.2
5007 I/A Rcpts	5301 Inter-Agency Receipts	Labor - Management Services (335)	255.0
5007 I/A Rcpts	5301 Inter-Agency Receipts	Labor - Unemployment Insurance (2276)	270.0
5007 I/A Rcpts	5301 Inter-Agency Receipts	Labor - Wage and Hour Administration (345)	8.5
5007 I/A Rcpts	5301 Inter-Agency Receipts	Labor - Workforce Development (3117)	220.0
5007 I/A Rcpts	5301 Inter-Agency Receipts	Labor - Workforce Services (2761)	285.0
5007 I/A Rcpts	5301 Inter-Agency Receipts	Rev - Department-wide	112.0
5007 I/A Rcpts	5301 Inter-Agency Receipts	Univ - Department-wide	110.0
RDU: Workers' Compensation (112)			4,500.0
6157 Wrkrs Safe	6780 Workers Safety/Compensation Adminstrtn Acct - Ins Prem Tax	Commerce - Department-wide	4,500.0
Component: Workers' Compensation (344)			4,500.0
6157 Wrkrs Safe	6780 Workers Safety/Compensation Adminstrtn Acct - Ins Prem Tax	Commerce - Department-wide	4,500.0
RDU: Labor Standards and Safety (113)			1,646.5
5007 I/A Rcpts	5301 Inter-Agency Receipts	Commerce - Department-wide	660.0
5007 I/A Rcpts	5301 Inter-Agency Receipts	Labor - Occupational Safety and Health (970)	617.3
5007 I/A Rcpts	5301 Inter-Agency Receipts	NatRes - Department-wide	292.8
5007 I/A Rcpts	5301 Inter-Agency Receipts	Rev - Department-wide	76.4
Component: Wage and Hour Administration (345)			632.3
5007 I/A Rcpts	5301 Inter-Agency Receipts	Commerce - Department-wide	350.0

Inter-Agency Revenue Summary
Department of Labor and Workforce Development
Revenue Type Inter-Agency Receipts Only

Scenario: FY2021 Governor (16414)

IRIS Revenue Type	IRIS Revenue Source Code	Component	Total
5007 I/A Rcpts	5301 Inter-Agency Receipts	Labor - Occupational Safety and Health (970)	282.3
Component: Mechanical Inspection (346)			721.4
5007 I/A Rcpts	5301 Inter-Agency Receipts	Commerce - Department-wide	310.0
5007 I/A Rcpts	5301 Inter-Agency Receipts	Labor - Occupational Safety and Health (970)	335.0
5007 I/A Rcpts	5301 Inter-Agency Receipts	Rev - Department-wide	76.4
Component: Occupational Safety and Health (970)			292.8
5007 I/A Rcpts	5301 Inter-Agency Receipts	NatRes - Department-wide	292.8
RDU: Employment and Training Services (646)			4,964.7
5007 I/A Rcpts	5301 Inter-Agency Receipts	Admin - Department-wide	49.0
5007 I/A Rcpts	5301 Inter-Agency Receipts	E&ED - Department-wide	2.5
5007 I/A Rcpts	5301 Inter-Agency Receipts	H&SS - Department-wide	100.0
5007 I/A Rcpts	5301 Inter-Agency Receipts	Labor - AVTEC (2686)	1.0
5007 I/A Rcpts	5301 Inter-Agency Receipts	Labor - Client Services (1828)	25.4
5007 I/A Rcpts	5301 Inter-Agency Receipts	Labor - Labor Market Information (336)	2.2
5007 I/A Rcpts	5301 Inter-Agency Receipts	Labor - Unemployment Insurance (2276)	393.9
5007 I/A Rcpts	5301 Inter-Agency Receipts	Labor - Wage and Hour Administration (345)	3.8
5007 I/A Rcpts	5301 Inter-Agency Receipts	Labor - Workers' Compensation (344)	3.8
5007 I/A Rcpts	5301 Inter-Agency Receipts	Labor - Workforce Development (3117)	2,489.1
5007 I/A Rcpts	5301 Inter-Agency Receipts	Labor - Workforce Services (2761)	1,761.9
5007 I/A Rcpts	5301 Inter-Agency Receipts	Law - Department-wide	5.0
5007 I/A Rcpts	5301 Inter-Agency Receipts	Rev - Department-wide	127.1
Component: Employment and Training Services Administration (3116)			203.7
5007 I/A Rcpts	5301 Inter-Agency Receipts	Labor - Unemployment Insurance (2276)	67.9
5007 I/A Rcpts	5301 Inter-Agency Receipts	Labor - Workforce Development (3117)	67.9
5007 I/A Rcpts	5301 Inter-Agency Receipts	Labor - Workforce Services (2761)	67.9
Component: Workforce Services (2761)			4,421.1
5007 I/A Rcpts	5301 Inter-Agency Receipts	H&SS - Department-wide	47.7
5007 I/A Rcpts	5301 Inter-Agency Receipts	Labor - Client Services (1828)	23.0
5007 I/A Rcpts	5301 Inter-Agency Receipts	Labor - Unemployment Insurance (2276)	326.0
5007 I/A Rcpts	5301 Inter-Agency Receipts	Labor - Workforce Development (3117)	2,403.7
5007 I/A Rcpts	5301 Inter-Agency Receipts	Labor - Workforce Services (2761)	1,620.7
Component: Unemployment Insurance (2276)			339.9
5007 I/A Rcpts	5301 Inter-Agency Receipts	Admin - Department-wide	49.0
5007 I/A Rcpts	5301 Inter-Agency Receipts	E&ED - Department-wide	2.5
5007 I/A Rcpts	5301 Inter-Agency Receipts	H&SS - Department-wide	52.3
5007 I/A Rcpts	5301 Inter-Agency Receipts	Labor - AVTEC (2686)	1.0
5007 I/A Rcpts	5301 Inter-Agency Receipts	Labor - Client Services (1828)	2.4
5007 I/A Rcpts	5301 Inter-Agency Receipts	Labor - Labor Market Information (336)	2.2
5007 I/A Rcpts	5301 Inter-Agency Receipts	Labor - Wage and Hour Administration (345)	3.8
5007 I/A Rcpts	5301 Inter-Agency Receipts	Labor - Workers' Compensation (344)	3.8
5007 I/A Rcpts	5301 Inter-Agency Receipts	Labor - Workforce Development (3117)	17.5
5007 I/A Rcpts	5301 Inter-Agency Receipts	Labor - Workforce Services (2761)	73.3
5007 I/A Rcpts	5301 Inter-Agency Receipts	Law - Department-wide	5.0
5007 I/A Rcpts	5301 Inter-Agency Receipts	Rev - Department-wide	127.1
RDU: Vocational Rehabilitation (65)			685.0
5007 I/A Rcpts	5301 Inter-Agency Receipts	E&ED - Department-wide	119.7
5007 I/A Rcpts	5301 Inter-Agency Receipts	H&SS - Department-wide	290.6
5007 I/A Rcpts	5301 Inter-Agency Receipts	Labor - Client Services (1828)	260.5
5007 I/A Rcpts	5301 Inter-Agency Receipts	Labor - Disability Determination (206)	14.2
Component: Vocational Rehabilitation Administration (202)			274.7
5007 I/A Rcpts	5301 Inter-Agency Receipts	Labor - Client Services (1828)	260.5
5007 I/A Rcpts	5301 Inter-Agency Receipts	Labor - Disability Determination (206)	14.2
Component: Disability Determination (206)			290.6
5007 I/A Rcpts	5301 Inter-Agency Receipts	H&SS - Department-wide	290.6
Component: Special Projects (1958)			119.7
5007 I/A Rcpts	5301 Inter-Agency Receipts	E&ED - Department-wide	119.7
RDU: Alaska Vocational Technical Center (578)			2,877.8
5007 I/A Rcpts	5301 Inter-Agency Receipts	E&ED - Department-wide	532.1
5007 I/A Rcpts	5301 Inter-Agency Receipts	Labor - AVTEC (2686)	1,835.0
5007 I/A Rcpts	5301 Inter-Agency Receipts	Labor - Management Services (335)	175.0

Inter-Agency Revenue Summary
Department of Labor and Workforce Development
Revenue Type Inter-Agency Receipts Only

Scenario: FY2021 Governor (16414)

IRIS Revenue Type	IRIS Revenue Source Code	Component	Total
5007 I/A Rcpts	5301 Inter-Agency Receipts	Labor - Workforce Development (3117)	253.5
5007 I/A Rcpts	5301 Inter-Agency Receipts	Trans - Department-wide	41.1
5007 I/A Rcpts	5301 Inter-Agency Receipts	Univ - Department-wide	41.1
Component: Alaska Vocational Technical Center (2686)			1,042.8
5007 I/A Rcpts	5301 Inter-Agency Receipts	E&ED - Department-wide	532.1
5007 I/A Rcpts	5301 Inter-Agency Receipts	Labor - Management Services (335)	175.0
5007 I/A Rcpts	5301 Inter-Agency Receipts	Labor - Workforce Development (3117)	253.5
5007 I/A Rcpts	5301 Inter-Agency Receipts	Trans - Department-wide	41.1
5007 I/A Rcpts	5301 Inter-Agency Receipts	Univ - Department-wide	41.1
Component: AVTEC Facilities Maintenance (2701)			1,835.0
5007 I/A Rcpts	5301 Inter-Agency Receipts	Labor - AVTEC (2686)	1,835.0