

State of Alaska FY2021 Governor's Operating Budget

Department of Revenue

Department of Revenue

Mission

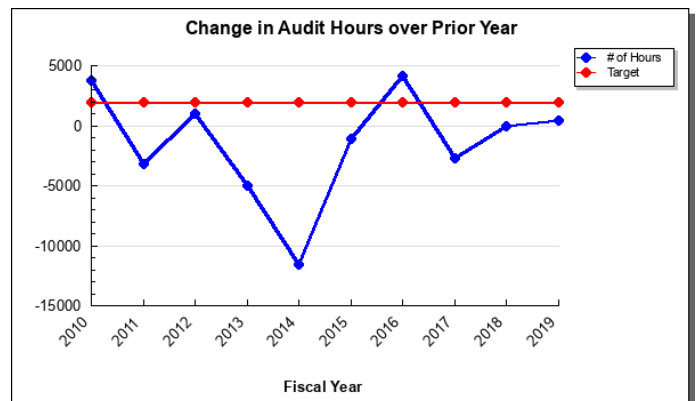
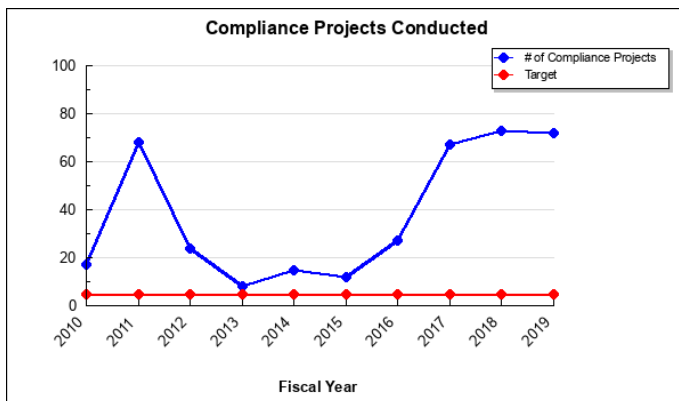
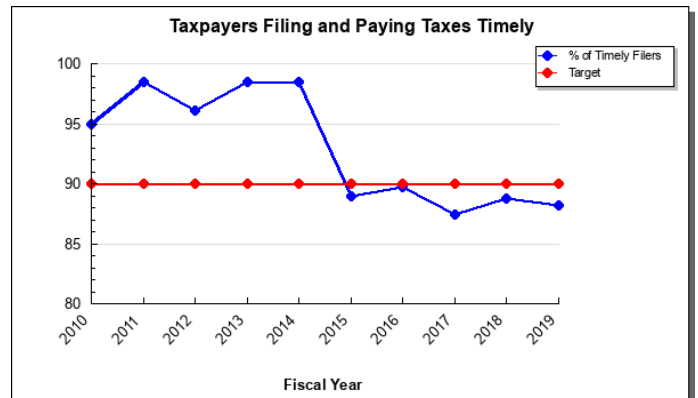
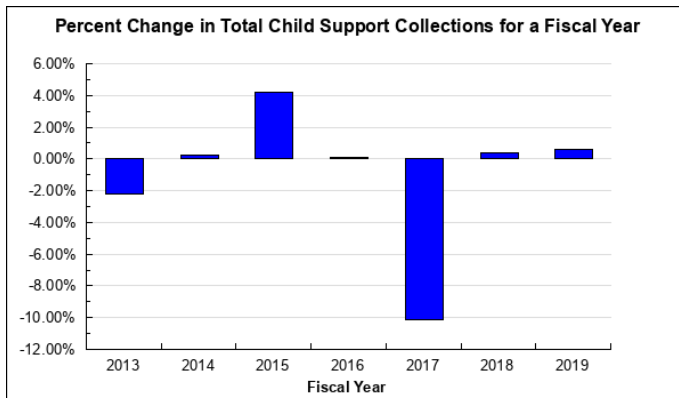
The mission of the Department of Revenue is to collect, distribute and invest funds for public purposes. Alaska Constitution Article 9; AS 25.27, AS 37, AS 43

	Core Services (in priority order)	UGF	DGF	Other	Fed	Total	PFT	PPT	NP	% GF
1	Funds Collection	18,328.3	937.0	25,062.2	41,967.3	86,294.8	404.8	10.4	7.2	68.5%
2	Funds Distribution	4,209.0	1,354.3	33,213.0	30,083.5	68,859.8	288.4	15.1	6.0	19.8%
3	Funds Investment	2,511.7	330.7	231,973.5	8,123.3	242,939.3	125.8	4.5	3.8	10.1%
4	Safety for Alaskans	465.5	0.0	413.5	0.0	879.0	6.0	0.0	0.0	1.7%
	FY2020 Management Plan	25,514.5	2,622.0	290,662.3	80,174.1	398,972.9	825.0	30.0	17.0	

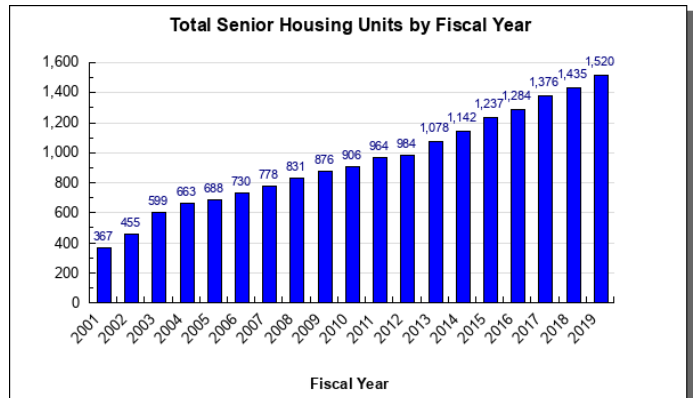
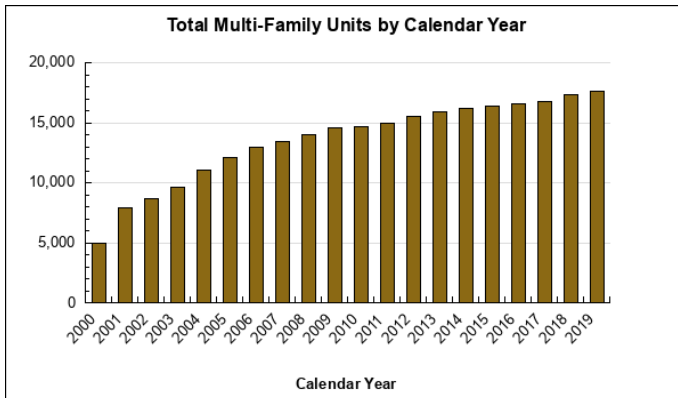
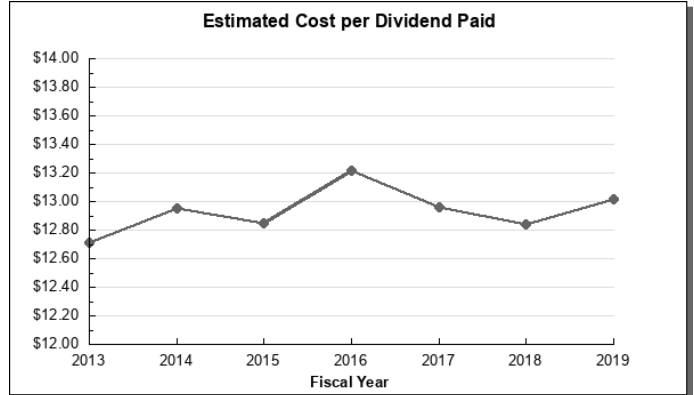
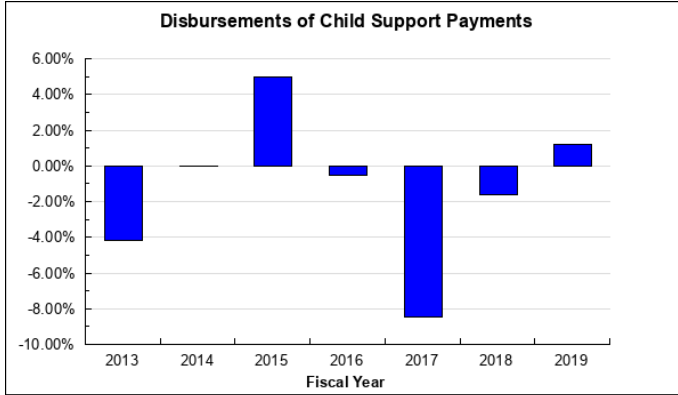
Measures by Core Service

(Additional performance information is available on the web at <https://omb.alaska.gov/results>.)

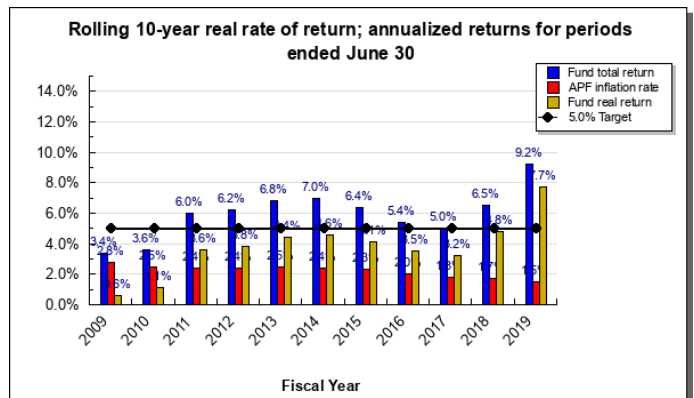
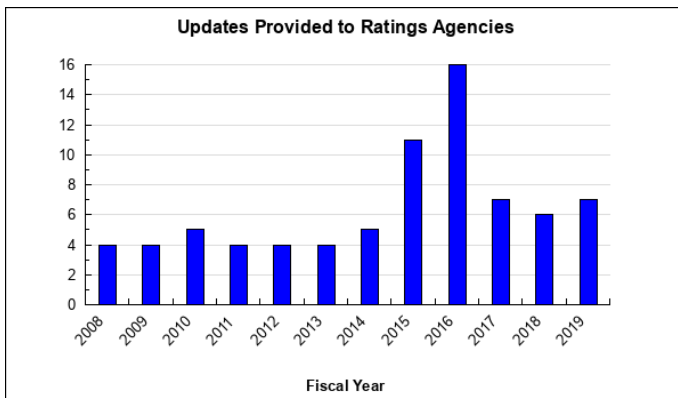
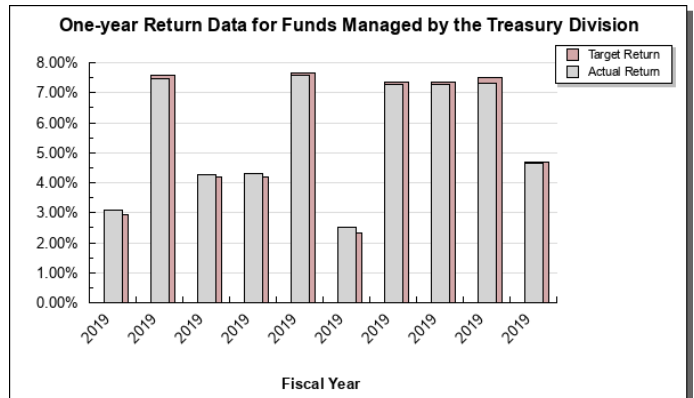
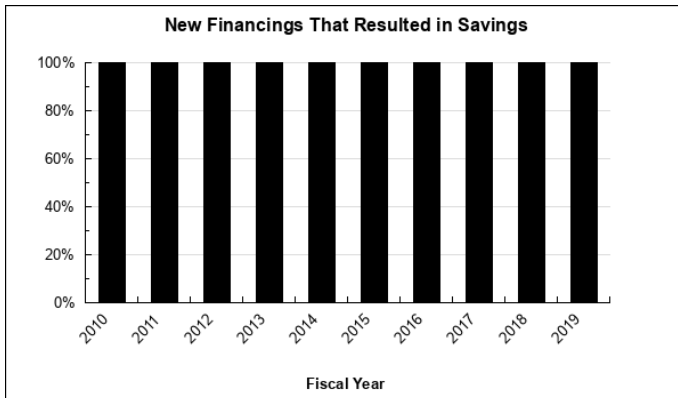
1. Funds Collection



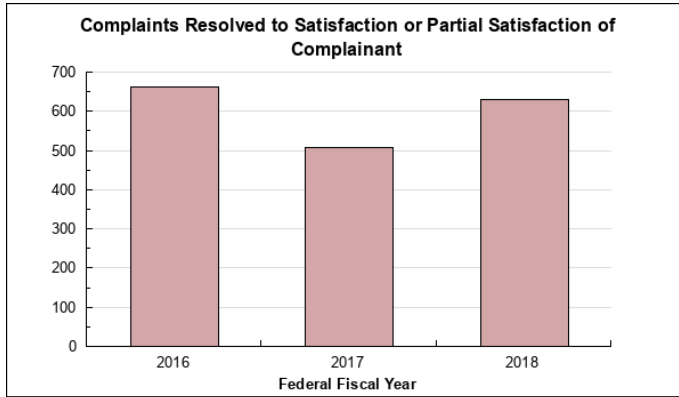
2. Funds Distribution



3. Funds Investment



4. Safety for Alaskans



Major Department Accomplishments in 2019

Funds Collection

- Total collections in FY2019 were approximately \$106 million, of which \$8 million was collected in Temporary Assistance for Needy Families reimbursement for the State of Alaska and the federal government. \$98 million was collected for families.
- 78 criminal child support cases were accepted for prosecution by the Office of Special Prosecution in FY2019 down from a department-high of 96 cases in FY2018.
- Supported 27 tax types with over 20,000 taxpayers and over 30,000 tax returns.

Funds Distribution

- Clients are able to update their own addresses and request new payment cards – eliminating previous time-consuming process in Child Support Services Division.
- Unclaimed Property during the past five years, has returned approximately \$32.1 million dollars to current or former Alaska owners and businesses.
- Permanent Fund Dividend Division completed eligibility determinations on over 95% of the 670,759 applications received prior January 1st.
- The Trust provided approximately \$20,733,900 in funding that supported 211 grants.

Funds Investment

- 19 of the 28 non-retirement funds managed by the Treasury Division met or exceeded the benchmark returns, including the General Fund and Other Non-segregated Investments (GeFONSI) and Constitutional Budget Reserve Funds.
- The Public Employee Retirement System (PERS) and Teacher Retirement System (TRS) defined benefit retirement plans earned annual net returns above their benchmark returns in 2019. The 5-year net returns also exceeded their benchmarks.
- Permanent Fund's total rate of return for the 10-year period ended June 30, 2019 was 9.2 percent, ahead of both the Passive Index (7.8 percent) and the Performance (8.7 percent) benchmark returns.

- The Bond Bank issued approximately \$44.2 million in bonds that generated \$49.8 million and provided a \$0.6 million direct loan, providing a total of \$50.4 million in funding for Alaskan projects.
- Alaska Housing purchased nearly 2,000 residential loans with a total value of \$481 million.

Safety for Alaskans

- The Long Term Care Ombudsman's (LTCO) Office conducted 1,143 unannounced facility visits to monitor the safety and well-being of seniors in assisted living and nursing homes statewide.
- The LTCO provided consultation to 188 providers of long-term care services.

Key Department Challenges

Funds Collection

- Accurately evaluating current and potential revenue sources and improving the quality of the financial data collected to support revenue forecasts with the goal of developing a stable fiscal policy for the state.
- Estimating oil and gas revenues in light of the highly volatile oil and gas market coupled with uncertainties in the U.S. and global economies.

Funds Distribution

- Meeting stringent federal requirements for data reliability to achieve the highest possible federal incentive payments and avoid possible penalties to the Department of Revenue and the Department of Health and Social Services, Division of Public Assistance.
- Permanent Fund Dividend Division launched a new application. This application provided Alaskans the opportunity to provide more information, reducing the "back and forth" communication that was once necessary.

Funds Investment

- Managing \$42 billion assets for the State, including the General Fund and Other Non-segregated Investments (GeFONSI), the Constitutional Budget Reserve Fund, and pension funds is more challenging in an environment of increased market volatility, after several years of relatively placid markets, as market participants increasingly react to the U.S. economy including the rising risks of recession and concern that an uncertain economic event may occur.
- Managing investment risk during times of market volatility.
- Maintaining corporate best practices and necessary due diligence for a growing fund and asset allocation.
- Continuing to develop partnering initiatives to leverage funds from private corporations, foundations, and other funding sources for Mental Health Trust beneficiary related programs.

Safety for Alaskans

- Recruiting, training, supervising, and retaining an adequate number of volunteer ombudsmen to make unannounced visits to facilities statewide. In the last year, the number of volunteers increased from 39 to 62.

Significant Changes in Results to be Delivered in FY2021

- Oil and gas production audits will be closed a full year prior to the statute deadline.
- Continue to review and update regulations where they are outdated, unclear, or unnecessary.
- Child Support's case management system will be moved off mainframe and subsequent modernization of manual processes will be seen.
- Potential broadening of statutory authority of the Bond Bank to better serve existing user base.
- Any land purchased for development is transferred to Alaska Corporation for Affordable Housing (ACAH). The land is leased by ACAH to a Low-Income Housing Tax Credit limited partnership. The limited partnership may continue to operate the project as affordable housing with ACAH as the managing general partner, or member of the general partner entity. ACAH may also contract with Alaska Housing Finance Corporation staff to manage and maintain the development as low-income housing tax credit/affordable housing.

Contact Information

Commissioner: Mike Barnhill
Phone: (907) 465-2300
E-mail: Mike.Barnhill@alaska.gov

Administrative Services Director: Brad Ewing
Phone: (907) 465-2312
E-mail: Brad.Ewing@alaska.gov

FY2021 Capital Budget Request

Project Title	Unrestricted Gen (UGF)	Designated Gen (DGF)	Other Funds	Federal Funds	Total Funds
AHFC Competitive Grants for Public Housing	350,000	0	0	750,000	1,100,000
AHFC Federal and Other Competitive Grants	1,500,000	0	0	6,000,000	7,500,000
AHFC Housing and Urban Development Capital Fund Program	0	0	0	2,500,000	2,500,000
AHFC Housing and Urban Development Federal HOME Grant	750,000	0	0	4,000,000	4,750,000
AHFC Rental Assistance for Persons Displaced Due to Domestic Violence- Empowering Choice Housing Program (ECHP)	1,500,000	0	0	0	1,500,000
AHFC Senior Citizens Housing Development Program	1,750,000	0	0	0	1,750,000
AHFC Supplemental Housing Development Program	1,500,000	0	0	0	1,500,000
AHFC Teacher, Health and Public Safety Professionals Housing	1,750,000	0	500,000	0	2,250,000
MH: AHFC Beneficiary and Special Needs Housing	1,500,000	0	200,000	0	1,700,000
MH: AHFC Homeless Assistance Project	6,350,000	0	950,000	0	7,300,000
MH: Housing - Grant 604 Department of Corrections Discharge Incentive Grants	0	0	100,000	0	100,000
Department Total	16,950,000	0	1,750,000	13,250,000	31,950,000

This is an appropriation level summary only. For allocations and the full project details see the capital budget.

Summary of Department Budget Changes by RDU

From FY2020 Management Plan to FY2021 Governor

All dollars shown in thousands

	<u>Unrestricted Gen (UGF)</u>	<u>Designated Gen (DGF)</u>	<u>Other Funds</u>	<u>Federal Funds</u>	<u>Total Funds</u>
FY2020 Management Plan	25,514.5	2,622.0	290,662.3	80,174.1	398,972.9
One-time items:					
-Mental Health Trust Authority	0.0	0.0	-4,095.3	0.0	-4,095.3
Adjustments which continue current level of service:					
-Taxation and Treasury	615.8	4.3	-536.0	0.0	84.1
-Child Support Services	28.3	0.0	0.0	53.7	82.0
-Administration and Support	0.9	0.0	2.2	1.4	4.5
-Mental Health Trust Authority	0.0	0.0	4,215.1	0.0	4,215.1
-AK Municipal Bond Bank Auth	0.0	0.0	0.3	0.0	0.3
Proposed budget increases:					
-Taxation and Treasury	1,650.0	0.0	0.0	0.0	1,650.0
-Mental Health Trust Authority	21.7	0.0	0.0	0.0	21.7
-Alaska Housing Finance Corp	0.0	0.0	0.0	500.0	500.0
-AK Permanent Fund Corporation	0.0	0.0	978.2	0.0	978.2
Proposed budget decreases:					
-Taxation and Treasury	-346.6	0.0	-5,527.6	0.0	-5,874.2
-Child Support Services	-102.0	0.0	0.0	-198.0	-300.0
-Administration and Support	0.0	0.0	-31.5	-600.0	-631.5
-AK Permanent Fund Corporation	0.0	0.0	-22,196.0	0.0	-22,196.0
FY2021 Governor	27,382.6	2,626.3	263,471.7	79,931.2	373,411.8

Department Totals
Department of Revenue

Description	FY2019 Actuals	FY2020 Conference Committee	FY2020 Authorized	FY2020 Management Plan	FY2021 Governor	FY2020 Management Plan vs FY2021 Governor	
Department Totals	303,639.0	404,485.6	398,972.9	398,972.9	373,411.8	-25,561.1	-6.4%
Objects of Expenditure:							
71000 Personal Services	96,867.1	104,751.5	104,539.3	104,340.5	105,150.3	809.8	0.8%
72000 Travel	1,376.5	1,845.8	1,841.6	1,881.9	1,778.7	-103.2	
73000 Services	165,378.4	257,249.2	251,952.9	251,754.4	225,063.8	-26,690.6	-10.6%
74000 Commodities	3,035.2	3,586.2	3,586.2	3,512.7	3,421.6	-91.1	-2.6%
75000 Capital Outlay	619.2	752.9	752.9	752.9	766.9	14.0	1.9%
77000 Grants, Benefits	36,362.6	36,300.0	36,300.0	36,730.5	37,230.5	500.0	1.4%
78000 Miscellaneous	0.0	0.0	0.0	0.0	0.0	0.0	0.0%
Funding Source:							
1002 Fed Rcpts (Fed)	72,313.7	76,985.3	76,985.3	76,985.3	77,341.0	355.7	0.5%
1003 G/F Match (UGF)	7,227.9	7,403.2	7,403.2	7,403.2	7,329.0	-74.2	-1.0%
1004 Gen Fund (UGF)	16,208.0	17,645.8	17,645.8	17,645.8	19,566.4	1,920.6	10.9%
1005 GF/Prgm (DGF)	1,477.5	1,762.3	1,762.3	1,762.3	1,766.5	4.2	0.2%
1007 I/A Rcpts (Other)	10,418.6	9,844.5	9,844.5	9,844.5	9,819.8	-24.7	-0.3%
1016 Fed Incent (Fed)	1,720.0	1,796.1	1,796.1	1,796.1	1,796.1	0.0	0.0%
1017 Ben Sys (Other)	6,183.2	26,865.5	26,865.5	26,865.5	26,714.5	-151.0	-0.6%
1027 Int Airprt (Other)	34.2	38.6	38.6	38.6	38.6	0.0	0.0%
1029 P/E Retire (Other)	4,216.2	22,275.3	22,275.3	22,275.3	19,051.3	-3,224.0	-14.5%
1034 Teach Ret (Other)	2,386.5	10,354.5	10,354.5	10,354.5	8,775.1	-1,579.4	-15.3%
1037 GF/MH (UGF)	500.3	469.7	465.5	465.5	487.2	21.7	4.7%
1042 Jud Retire (Other)	71.3	367.0	367.0	367.0	327.0	-40.0	-10.9%
1045 Nat Guard (Other)	14.0	241.1	241.1	241.1	235.6	-5.5	-2.3%
1050 PFD Fund (Other)	7,964.2	8,329.4	8,329.4	8,329.4	7,830.2	-499.2	-6.0%
1061 CIP Rcpts (Other)	1,604.4	3,399.9	3,187.7	3,187.7	2,618.0	-569.7	-17.9%
1066 Pub School (Other)	81.4	274.3	274.3	274.3	274.4	0.1	0.0%
1094 MHT Admin (Other)	3,547.3	4,095.3	4,095.3	4,095.3	4,215.1	119.8	2.9%
1103 AHFC Rcpts (Other)	34,514.4	35,382.8	35,382.8	35,382.8	35,382.8	0.0	0.0%
1104 MBB Rcpts (Other)	684.4	904.3	904.3	904.3	904.6	0.3	0.0%
1105 PFund Rcpt (Other)	131,052.7	173,693.3	168,397.0	168,397.0	147,179.7	-21,217.3	-12.6%
1108 Stat Desig (Other)	0.0	105.0	105.0	105.0	105.0	0.0	0.0%
1133 CSSD Reimb (Fed)	700.6	1,392.7	1,392.7	1,392.7	794.1	-598.6	-43.0%
1169 PCE Endow (DGF)	218.2	359.7	359.7	359.7	359.8	0.1	0.0%
1180 Alcohol Fd (DGF)	500.0	500.0	500.0	500.0	500.0	0.0	0.0%

Department Totals
Department of Revenue

Description	FY2019 Actuals	FY2020 Conference Committee	FY2020 Authorized	FY2020 Management Plan	FY2021 Governor	FY2020 Management Plan vs FY2021 Governor		
Totals:								
Unrestricted Gen (UGF)	23,936.2	25,518.7	25,514.5	25,514.5	27,382.6	1,868.1	7.3%	
Designated Gen (DGF)	2,195.7	2,622.0	2,622.0	2,622.0	2,626.3	4.3	0.2%	
Other Funds	202,772.8	296,170.8	290,662.3	290,662.3	263,471.7	-27,190.6	-9.4%	
Federal Funds	74,734.3	80,174.1	80,174.1	80,174.1	79,931.2	-242.9	-0.3%	
Positions:								
Permanent Full Time	832	829	827	825	823	-2	-0.2%	
Permanent Part Time	33	31	31	30	24	-6	-20.0%	
Non Permanent	17	17	17	17	17	0	0.0%	

Component Summary Unrestricted General Funds Only
Department of Revenue

Results Delivery Unit/ Component	FY2019 Actuals	FY2020 Conference Committee	FY2020 Authorized	FY2020 Management Plan	FY2021 Governor	FY2020 Management Plan vs FY2021 Governor	
Taxation and Treasury							
Tax Division	13,280.6	13,658.5	13,658.5	13,658.5	15,576.8	1,918.3	14.0%
Treasury Division	1,952.1	2,829.9	2,829.9	2,829.9	2,830.8	0.9	0.0%
Permanent Fund Dividend Division	5.6	15.0	15.0	15.0	15.0	0.0	0.0%
RDU Totals:	15,238.3	16,503.4	16,503.4	16,503.4	18,422.6	1,919.2	11.6%
Child Support Services							
Child Support Services	7,545.9	7,881.4	7,881.4	7,881.4	7,807.7	-73.7	-0.9%
RDU Totals:	7,545.9	7,881.4	7,881.4	7,881.4	7,807.7	-73.7	-0.9%
Administration and Support							
Commissioner's Office	133.1	130.7	130.7	130.7	130.7	0.0	0.0%
Administrative Services	518.6	533.5	533.5	533.5	534.4	0.9	0.2%
RDU Totals:	651.7	664.2	664.2	664.2	665.1	0.9	0.1%
Alaska Mental Health Trust Authority							
Long Term Care Ombudsman Office	500.3	469.7	465.5	465.5	487.2	21.7	4.7%
RDU Totals:	500.3	469.7	465.5	465.5	487.2	21.7	4.7%
Unrestricted Gen (UGF):	23,936.2	25,518.7	25,514.5	25,514.5	27,382.6	1,868.1	7.3%
Designated Gen (DGF):	0.0	0.0	0.0	0.0	0.0	0.0	0.0%
Other Funds:	0.0	0.0	0.0	0.0	0.0	0.0	0.0%
Federal Funds:	0.0	0.0	0.0	0.0	0.0	0.0	0.0%
Total Funds:	23,936.2	25,518.7	25,514.5	25,514.5	27,382.6	1,868.1	7.3%

Component Summary All Funds
Department of Revenue

Results Delivery Unit/ Component	FY2019 Actuals	FY2020 Conference Committee	FY2020 Authorized	FY2020 Management Plan	FY2021 Governor	FY2020 Management Plan vs FY2021 Governor	
Taxation and Treasury							
Tax Division	14,286.6	15,443.0	15,230.8	15,230.8	16,582.7	1,351.9	8.9%
Treasury Division	8,528.0	10,200.8	10,200.8	10,200.8	10,206.6	5.8	0.1%
Unclaimed Property	456.1	530.9	530.9	530.9	531.9	1.0	0.2%
AK Retirement Management Board	8,819.0	9,939.2	9,939.2	9,939.2	9,939.2	0.0	0.0%
ARM Custody and Mgt Fees	3,929.3	50,000.0	50,000.0	50,000.0	45,000.0	-5,000.0	-10.0%
Permanent Fund Dividend Division	8,200.8	8,740.0	8,740.0	8,740.0	8,241.2	-498.8	-5.7%
RDU Totals:	44,219.8	94,853.9	94,641.7	94,641.7	90,501.6	-4,140.1	-4.4%
Child Support Services							
Child Support Services	24,060.2	25,939.6	25,939.6	25,939.6	25,721.6	-218.0	-0.8%
RDU Totals:	24,060.2	25,939.6	25,939.6	25,939.6	25,721.6	-218.0	-0.8%
Administration and Support							
Commissioner's Office	838.8	885.8	885.8	885.8	635.8	-250.0	-28.2%
Administrative Services	2,050.3	2,801.1	2,801.1	2,801.1	2,455.0	-346.1	-12.4%
Criminal Investigations Unit	388.6	419.6	419.6	419.6	388.7	-30.9	-7.4%
RDU Totals:	3,277.7	4,106.5	4,106.5	4,106.5	3,479.5	-627.0	-15.3%
Alaska Mental Health Trust Authority							
Mental Health Trust Operations	4,213.2	4,625.3	4,625.3	4,625.3	4,745.1	119.8	2.6%
Long Term Care Ombudsman Office	938.1	883.2	879.0	879.0	900.7	21.7	2.5%
RDU Totals:	5,151.3	5,508.5	5,504.3	5,504.3	5,645.8	141.5	2.6%
Alaska Municipal Bond Bank Authority							
AMBBA Operations	684.4	1,009.3	1,009.3	1,009.3	1,009.6	0.3	0.0%
RDU Totals:	684.4	1,009.3	1,009.3	1,009.3	1,009.6	0.3	0.0%
Alaska Housing Finance Corporation							
AHFC Operations	95,033.4	98,993.2	98,993.2	98,993.2	99,493.2	500.0	0.5%
AK Corp for Affordable Housing	254.0	479.2	479.2	479.2	479.2	0.0	0.0%
RDU Totals:	95,287.4	99,472.4	99,472.4	99,472.4	99,972.4	500.0	0.5%
Alaska Permanent Fund Corporation							
APFC Operations	14,029.9	17,800.4	17,800.4	17,800.4	17,680.7	-119.7	-0.7%
APFC Investment Management Fees	116,928.3	155,795.0	150,498.7	150,498.7	129,400.6	-21,098.1	-14.0%
RDU Totals:	130,958.2	173,595.4	168,299.1	168,299.1	147,081.3	-21,217.8	-12.6%
Unrestricted Gen (UGF):	23,936.2	25,518.7	25,514.5	25,514.5	27,382.6	1,868.1	7.3%
Designated Gen (DGF):	2,195.7	2,622.0	2,622.0	2,622.0	2,626.3	4.3	0.2%
Other Funds:	202,772.8	296,170.8	290,662.3	290,662.3	263,471.7	-27,190.6	-9.4%
Federal Funds:	74,734.3	80,174.1	80,174.1	80,174.1	79,931.2	-242.9	-0.3%
Total Funds:	303,639.0	404,485.6	398,972.9	398,972.9	373,411.8	-25,561.1	-6.4%
Permanent Full Time:	832	829	827	825	823	-2	-0.2%
Permanent Part Time:	33	31	31	30	24	-6	-20.0%
Non Permanent:	17	17	17	17	17	0	0.0%
Total Positions:	882	877	875	872	864	-8	-0.9%

Inter-Agency Revenue Summary
Department of Revenue
Revenue Type Inter-Agency Receipts Only

Scenario: FY2021 Governor (16414)

IRIS Revenue Type	IRIS Revenue Source Code	Component	Total
Department of Revenue Totals:			130,499.2
5002 Fed Rcpts	5002 Federal General Government - Miscellaneous Grants	Rev - AHFC Operations (110)	60,966.2
5002 Fed Rcpts	5019 Federal - Miscellaneous Grants	Rev - AK Corp for Affordable Housing (3048)	307.0
5007 I/A Rcpts	5301 Inter-Agency Receipts	H&SS - Department-wide	413.5
5007 I/A Rcpts	5301 Inter-Agency Receipts	Rev - Administrative Services (125)	1,458.5
5007 I/A Rcpts	5301 Inter-Agency Receipts	Rev - AHFC Operations (110)	797.3
5007 I/A Rcpts	5301 Inter-Agency Receipts	Rev - AK Retirement Management Board (2813)	6,538.7
5007 I/A Rcpts	5301 Inter-Agency Receipts	Rev - Child Support Services (111)	97.2
5007 I/A Rcpts	5301 Inter-Agency Receipts	Rev - Commissioner's Office (123)	173.1
5007 I/A Rcpts	5301 Inter-Agency Receipts	Rev - Long Term Care Ombudsman Office (2749)	30.0
5007 I/A Rcpts	5301 Inter-Agency Receipts	Rev - Permanent Fund Dividend Division (981)	97.2
5007 I/A Rcpts	5301 Inter-Agency Receipts	Rev - Tax Division (2476)	194.3
5007 I/A Rcpts	5301 Inter-Agency Receipts	Univ - Department-wide	20.0
5061 CIP Rcpts	5351 Capital Improvement Project Inter-Agency	Rev - AHFC Operations (110)	2,519.1
5061 CIP Rcpts	5351 Capital Improvement Project Inter-Agency	Trans - Department-wide	98.9
5103 AHFC Rcpts	5416 Alaska Housing Finance Corporation Receipts	Rev - AHFC Operations (110)	35,382.8
5104 MBB Rcpts	5419 Alaska Municipal Bond Bank Receipts	Rev - AMBBA Operations (108)	904.6
5105 PFund Rcpt	5414 Alaska Permanent Fund Corporation Receipts	Rev - APFC Operations (109)	20,500.8
RDU: Taxation and Treasury (510)			6,657.6
5007 I/A Rcpts	5301 Inter-Agency Receipts	Rev - AK Retirement Management Board (2813)	6,538.7
5007 I/A Rcpts	5301 Inter-Agency Receipts	Univ - Department-wide	20.0
5061 CIP Rcpts	5351 Capital Improvement Project Inter-Agency	Trans - Department-wide	98.9
Component: Tax Division (2476)			98.9
5061 CIP Rcpts	5351 Capital Improvement Project Inter-Agency	Trans - Department-wide	98.9
Component: Treasury Division (121)			6,538.7
5007 I/A Rcpts	5301 Inter-Agency Receipts	Rev - AK Retirement Management Board (2813)	6,538.7
Component: Permanent Fund Dividend Division (981)			20.0
5007 I/A Rcpts	5301 Inter-Agency Receipts	Univ - Department-wide	20.0
RDU: Administration and Support (50)			2,020.3
5007 I/A Rcpts	5301 Inter-Agency Receipts	Rev - Administrative Services (125)	1,458.5
5007 I/A Rcpts	5301 Inter-Agency Receipts	Rev - Child Support Services (111)	97.2
5007 I/A Rcpts	5301 Inter-Agency Receipts	Rev - Commissioner's Office (123)	173.1
5007 I/A Rcpts	5301 Inter-Agency Receipts	Rev - Permanent Fund Dividend Division (981)	97.2
5007 I/A Rcpts	5301 Inter-Agency Receipts	Rev - Tax Division (2476)	194.3
Component: Commissioner's Office (123)			173.1
5007 I/A Rcpts	5301 Inter-Agency Receipts	Rev - Commissioner's Office (123)	173.1
Component: Administrative Services (125)			1,458.5
5007 I/A Rcpts	5301 Inter-Agency Receipts	Rev - Administrative Services (125)	1,458.5
Component: Criminal Investigations Unit (2993)			388.7
5007 I/A Rcpts	5301 Inter-Agency Receipts	Rev - Child Support Services (111)	97.2
5007 I/A Rcpts	5301 Inter-Agency Receipts	Rev - Permanent Fund Dividend Division (981)	97.2
5007 I/A Rcpts	5301 Inter-Agency Receipts	Rev - Tax Division (2476)	194.3
RDU: Alaska Mental Health Trust Authority (47)			443.5
5007 I/A Rcpts	5301 Inter-Agency Receipts	H&SS - Department-wide	413.5
5007 I/A Rcpts	5301 Inter-Agency Receipts	Rev - Long Term Care Ombudsman Office (2749)	30.0
Component: Mental Health Trust Operations (1423)			30.0
5007 I/A Rcpts	5301 Inter-Agency Receipts	Rev - Long Term Care Ombudsman Office (2749)	30.0
Component: Long Term Care Ombudsman Office (2749)			413.5
5007 I/A Rcpts	5301 Inter-Agency Receipts	H&SS - Department-wide	413.5
RDU: Alaska Municipal Bond Bank Authority			904.6

Inter-Agency Revenue Summary
Department of Revenue
Revenue Type Inter-Agency Receipts Only

Scenario: FY2021 Governor (16414)

IRIS Revenue Type	IRIS Revenue Source Code	Component	Total
(44)			
5104 MBB Rcpts	5419 Alaska Municipal Bond Bank Receipts	Rev - AMBBA Operations (108)	904.6
Component: AMBBA Operations (108)			904.6
5104 MBB Rcpts	5419 Alaska Municipal Bond Bank Receipts	Rev - AMBBA Operations (108)	904.6
RDU: Alaska Housing Finance Corporation			99,972.4
(46)			
5002 Fed Rcpts	5002 Federal General Government - Miscellaneous Grants	Rev - AHFC Operations (110)	60,966.2
5002 Fed Rcpts	5019 Federal - Miscellaneous Grants	Rev - AK Corp for Affordable Housing (3048)	307.0
5007 I/A Rcpts	5301 Inter-Agency Receipts	Rev - AHFC Operations (110)	797.3
5061 CIP Rcpts	5351 Capital Improvement Project Inter-Agency	Rev - AHFC Operations (110)	2,519.1
5103 AHFC Rcpts	5416 Alaska Housing Finance Corporation Receipts	Rev - AHFC Operations (110)	35,382.8
Component: AHFC Operations (110)			99,493.2
5002 Fed Rcpts	5002 Federal General Government - Miscellaneous Grants	Rev - AHFC Operations (110)	60,966.2
5007 I/A Rcpts	5301 Inter-Agency Receipts	Rev - AHFC Operations (110)	797.3
5061 CIP Rcpts	5351 Capital Improvement Project Inter-Agency	Rev - AHFC Operations (110)	2,346.9
5103 AHFC Rcpts	5416 Alaska Housing Finance Corporation Receipts	Rev - AHFC Operations (110)	35,382.8
Component: Alaska Corporation for Affordable Housing (3048)			479.2
5002 Fed Rcpts	5019 Federal - Miscellaneous Grants	Rev - AK Corp for Affordable Housing (3048)	307.0
5061 CIP Rcpts	5351 Capital Improvement Project Inter-Agency	Rev - AHFC Operations (110)	172.2
RDU: Alaska Permanent Fund Corporation (45)			20,500.8
5105 PFund Rcpt	5414 Alaska Permanent Fund Corporation Receipts	Rev - APFC Operations (109)	20,500.8
Component: APFC Operations (109)			20,500.8
5105 PFund Rcpt	5414 Alaska Permanent Fund Corporation Receipts	Rev - APFC Operations (109)	20,500.8