

# **State of Alaska FY2022 Governor's Operating Budget**

## **Department of Administration Finance Component Budget Summary**

**Component: Finance**

**Contribution to Department's Mission**

The mission of the Division of Finance is to provide accounting, payroll, and travel services for state government.

**Results**

(Additional performance information is available on the web at <https://omb.alaska.gov/results>.)

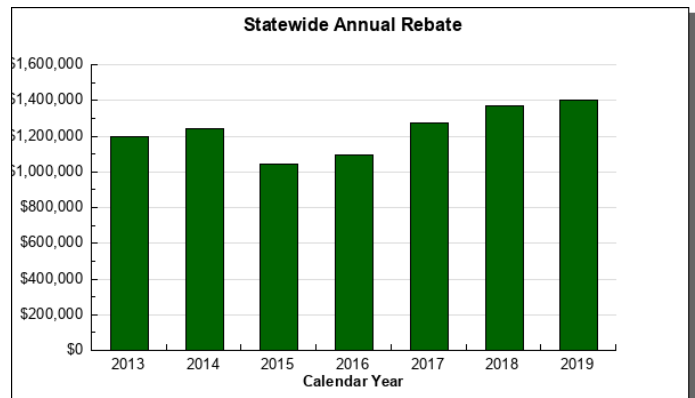
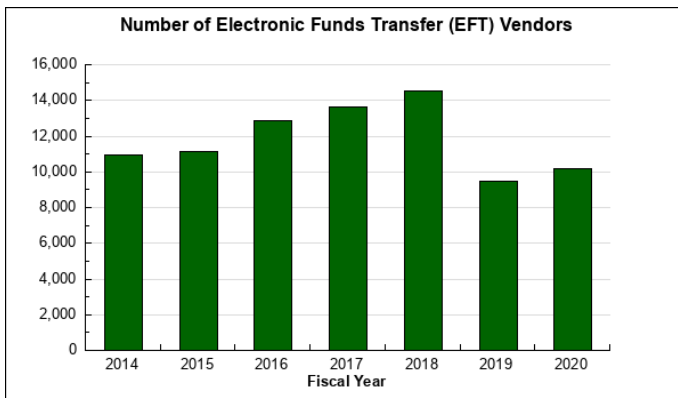
**Core Services**

- General ledger accounting including budgets and vendor payments for all three branches of State government.
- Electronic commerce services including electronic vendor payments and the One Card Alaska charge card payment program.
- Comprehensive Annual Financial Report and other statewide reporting responsibilities, including oversight of single audit requirements.
- User documentation and information technology to support administrative systems.

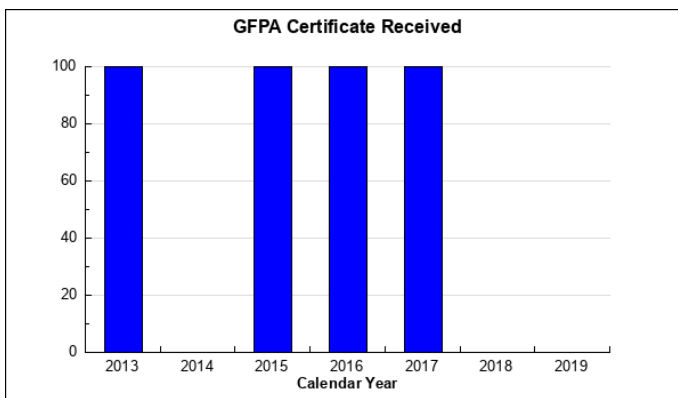
**Measures by Core Service**

(Additional performance information is available on the web at <https://omb.alaska.gov/results>.)

1. **General ledger accounting including budgets and vendor payments for all three branches of State government.**
2. **Electronic commerce services including electronic vendor payments and the One Card Alaska charge card payment program.**



3. **Comprehensive Annual Financial Report and other statewide reporting responsibilities, including oversight of single audit requirements.**



#### **4. User documentation and information technology to support administrative systems.**

### **Major Component Accomplishments in 2020**

- Successfully completed the Envision phase of the IRIS upgrade project. This included the development of a prototyping environment, ALDER data conversion approach, custom modification review and recommendations, prioritization of features and functions, baseline project schedule and implementation plan.
- Began numerous pre-build activities including script development for merging the shared administration environment schema and tested the chart of accounts table security which assists with the merging of the Admin schemas, infrastructure architectural design, and FIN security and workflow redesign.
- Negotiated an unlimited license agreement with Oracle saving State of Alaska more than \$916,000 during the IRIS upgrade.
- Completed Scaled Agile Framework SAFe training for Division leadership and the IRIS upgrade project team.
- Converted all remaining state employees to bi-weekly payroll frequency, as required by the State's collective bargaining agreements. This reduces cost by running two fewer payrolls each year and eliminating an annual \$500,000 programming charge. Additionally, the state can now use the base CGI code in IRIS which will not have to be implemented and tested for the semi-monthly pay modification during the IRIS upgrade.
- Implemented new administrative leave codes and labor distribution profiles in IRIS HRM to support CARES Act implementation.
- New Trial balance reports run in under one-minute adding efficiency to comprehensive annual financial report development.
- Established cost accounting structures in IRIS FIN and ALDER reports to track COVID-19 related expenses.
- Collaborated with Office of Management and Budget and Department of Health and Social Services to establish a Reimbursable Service Agreement process for CARES Act reimbursement and ensured compliance with Federal reporting requirements.

### **Key Component Challenges**

**IRIS Upgrade** – Upgrade IRIS to the newest version of GCI Advantage® 4.0, described as the largest release in over a decade, is scheduled for completion in FY2022. IRIS is the State of Alaska (SOA) system for accounting, financial, procurement, payroll, and human resource management. The SOA has been operating on an outdated, unsupported version of IRIS since December 2019. The 4.0 upgrade offers enhanced functionality, improved user interface and updated technology stack. It will require significant strategic planning work, new hardware, testing, training, documentation, and organizational change management to ensure a successful implementation. To meet the defined requirements of the SOA, Division of Finance (DOF) has supplemented the IRIS upgrade budget with funds from its operating expenses; DOF does not currently have enough funds to complete the 4.0 upgrade.

**COVID-19** – The pandemic was our greatest challenge, but it is also the source of one of our greatest accomplishments. In addition to the technical work needed to implement the CARES Act, DOF established new processes for signing daily memos using DocuSign, working collaboratively on MS Teams, file sharing on SharePoint, replacing old laptops, and maintaining a safe office workplace for non-telework activities such as mail processing, payroll records retention, single audit and subrecipient monitoring. COVID-19 created significantly more work for DOF, but DOF was able to process much of that work using electronic, rather than manual, processes.

**Out of State Telework Agreements** – Due to the COVID-19 pandemic and the need to care for family out of state, numerous telework agreements in various departments have been approved for work locations outside the State of Alaska. In many cases, these telework agreements have state income tax ramifications. The agreements have placed considerable strain on IRIS HRM and Finance payroll staff to implement tax withholding requirements for numerous states in IRIS.

**Off Cycle PFD Run** – Significant accounting services and IT support resources were diverted at fiscal year-end to establish logistics with Department of Revenue (DOR) Treasury on cash movement and collaboration with DOR PFD Division on interface coding changes, document processing and warrant print timing.

**Accounting Compliance and Reporting Requirements** – The past few years have been increasingly difficult for the limited resources available to state accounting and finance staff. The ever-increasing technical complexity and rapid pace of changing accounting standards has stretched resources precariously thin. Changes included an overhaul of the pension standards and postemployment benefit plans followed by changes related to leases and fiduciary reporting. Additional actuarial and audit work, along with staffing challenges throughout State of Alaska government, has created delays in completing comprehensive annual financial report (CAFR) work.

**Organizational Change Management** – The lack of a properly staffed professional organizational change management team within the Department of Administration is a significant challenge to a successful IRIS upgrade. Communication strategy, training curriculum, production, editing and writing for all print and video media should be produced by a professional staff educated and experienced in these specific skills. Save a single publication specialist newly hired by the division, such staff is currently allocated to the IRIS upgrade.

**Training and Documentation** – The IRIS administrative system and the Alaska Data Enterprise Reporting (ALDER) data warehouse requires ongoing workforce training. An emphasis on developing computer-based training is part of a cost reduction strategy to limit the number of trainer-led sessions but also make training more accessible in a telework environment. The State Training Accountant vacancy has been filled to help facilitate this training. Regulation, accounting, collective bargaining agreements and other items continually affect policies and system data elements that are added and removed in accordance with internal controls, security requirements and compliance. Maintaining current training and system documentation is a continuous effort.

**Employee Recruitment and Retention** – Excessive uncompensated overtime is leading to burnout, turnover and early retirements, creating knowledge loss. DOF faces an ongoing challenge in transferring institutional knowledge, documentation, and training that is needed to mitigate the impacts of losing experienced, long-term employees. The heavy workload associated with implementing new IRIS upgrade and the CAFR make knowledge transfer especially difficult. While critical IT vacancies have been filled, it will take years to successfully transfer enough knowledge to new employees to ensure a smooth transition into retirement for our experienced staff.

**Employee Records Review** – The retention schedule for employee payroll records is 50 years (that includes over 200,000 confidential payroll files for current and former employees). A multi-year project to review each file for accuracy, consolidation and organization of contents, applying a bar-coded folder label, and rebuilding the index system to ensure reliable retrieval has been on-going. This is a prerequisite to a long-term goal of scanning these documents for electronic archive to improve access control, security, and efficiency in operations.

## **Significant Changes in Results to be Delivered in FY2022**

**IRIS Upgrade** – IRIS upgrade is currently in process. This will continue throughout FY2021 and conclude in the second half of FY2022. The upgrade is essential to ensure the IRIS system continues to function effectively, to utilize new features that improve productivity, to resolve known issues and defects in the software, and to ensure the version continues to be supported. This change means an improved user interface, new functionality, and updated technology stack for IRIS.

## **Statutory and Regulatory Authority**

<b>AK Statute</b>	<b>Description</b>
09.35.330	Satisfaction of judgment when judgment debtor is creditor of state or political subdivision
11.56.210	Unsworn falsification on certifying officer affidavits for systems
11.56.860	Misuse of confidential information
14.40.170	Duties and powers of Board of Regents
14.40.290	Property and funds generally
14.40.400	Fund for money from sale or lease of land granted by Act of Congress
14.43.325	Payments to the memorial scholarship revolving loan fund
22.05.140	Judicial pay distribution restriction chief justice
22.07.090	Judicial pay distribution restriction court of appeals judges
22.10.190	Judicial pay distribution restriction superior court judges
22.15.220	Judicial pay distribution restriction supreme court judges
23.30.175	Computation for Workers' Compensation

23.30.220	Determination of spendable weekly wage for Workers' Compensation
23.40	Labor organizations
34.45.320	Payment or delivery of abandoned property
37.05	Fiscal Procedures Act
37.10.010	Disbursements
37.10.030	Responsibility of officer or employee approving or certifying voucher
37.10.050	Charges for state services; collection, accounting, and deposit of state money
37.10.088	Department of Administration authorized to make advances to the University
37.15.012	Continuing debt service appropriation
37.15.170	State bond committee to certify annual principal, interest, and reserve requirements
37.25.010	Unexpended balances of one-year appropriations
37.25.020	Unexpended balances of appropriations for capital projects
37.25.050-.058	Methods of disbursement
39.20	Compensation, allowances, and leave (includes travel regulations)
39.25	State personnel act - availability, confidentiality, and retention of employee information
39.27	Pay plan for state employees
39.30	Insurance and supplemental employee benefits
39.35.680	Definition of compensation for retirement system
39.40	U.S. savings bonds purchase plan
39.45	Public employees' deferred compensation plan
43.05.170	Payment and negotiability of warrants
44.17.010	Delegation of functions
44.17.030	Adoption of regulations
44.21.020	Duties of department (2) keep general accounts, (3) approve vouchers and disburse funds for all purposes
44.21.040	Records or accounts of claims and warrants
44.62	Administrative procedure act
44.77	Claims against the state
2 AAC	Administration
2 AAC 45	Grant administration

**Federal Requirements**

CARES Act  
 Affordable Care Act  
 American Recovery and Reinvestment Act  
 Internal Revenue Code  
 Federal Funding Accountability and Transparency Act  
 Federal Insurance Contributions Act  
 Fair Labor Standards Act  
 Federal Unemployment Tax Act  
 Family and Medical Leave Act  
 Federal Child Support Regulations  
 Federal Maritime Act  
 Cash Management Improvement Act  
 Freedom of Information Act  
 North American Free Trade Agreement (NAFTA)  
 U.S. Office of Foreign Asset Control Sanctions  
 2 CFR, Part 200, Uniform Administrative Requirements, Cost Principles and Audit Requirements for Federal Awards.

**Contact Information**

**Contact:** Hans Zigmund, Division Director  
**Phone:** (907) 465-3435  
**E-mail:** hans.zigmund@alaska.gov

Finance Personal Services Information				
Authorized Positions			Personal Services Costs	
	<u>FY2021</u> <u>Management</u> <u>Plan</u>	<u>FY2022</u> <u>Governor</u>		
Full-time	49	49	Annual Salaries	4,295,507
Part-time	0	0	COLA	26,454
Nonpermanent	0	0	Premium Pay	51,600
			Annual Benefits	2,416,396
			<i>Less 6.01% Vacancy Factor</i>	<i>(407,985)</i>
			Lump Sum Premium Pay	0
<b>Totals</b>	<b>49</b>	<b>49</b>	<b>Total Personal Services</b>	<b>6,381,972</b>

Position Classification Summary					
Job Class Title	Anchorage	Fairbanks	Juneau	Others	Total
Accountant III	0	0	3	0	3
Accountant IV	0	0	8	0	8
Accountant V	0	0	3	0	3
Accounting Technician I	0	0	1	0	1
Accounting Technician II	0	0	1	0	1
Accounting Technician III	0	0	1	1	2
Administrative Assistant II	0	0	1	0	1
Administrative Officer II	0	0	1	0	1
Analyst/Programmer II	0	0	1	0	1
Analyst/Programmer III	0	0	1	0	1
Analyst/Programmer IV	0	0	1	0	1
Analyst/Programmer V	0	0	2	0	2
Audit & Review Analyst III	0	0	1	0	1
Business Analyst II	0	0	8	0	8
Business Analyst III	0	0	1	0	1
Data Processing Manager III	0	0	0	1	1
Database Specialist II	0	0	1	0	1
Division Director - Px	0	0	1	0	1
Division Operations Manager	0	0	1	0	1
Human Resource Technician II	0	0	2	0	2
Payroll Manager	0	0	1	0	1
Payroll Specialist I	0	0	2	0	2
Payroll Specialist II	0	0	2	0	2
Payroll Specialist III	0	0	1	0	1
Publications Specialist III	0	0	1	0	1
State Accountant	0	0	1	0	1
<b>Totals</b>	<b>0</b>	<b>0</b>	<b>47</b>	<b>2</b>	<b>49</b>

**Component Detail All Funds**  
**Department of Administration**

**Component:** Finance (59)  
**RDU:** Centralized Administrative Services (13)

Non-Formula Component

	FY2020 Actuals	FY2021 Conference Committee	FY2021 Authorized	FY2021 Management Plan	FY2022 Governor	FY2021 Management Plan vs FY2022 Governor	
71000 Personal Services	5,821.0	6,224.8	6,224.8	6,278.6	6,382.0	103.4	1.6%
72000 Travel	53.7	14.7	14.7	14.7	13.5	-1.2	-8.2%
73000 Services	7,113.5	5,373.8	5,373.8	5,320.0	4,768.4	-551.6	-10.4%
74000 Commodities	10.8	45.0	45.0	45.0	45.0	0.0	0.0%
75000 Capital Outlay	0.0	0.0	0.0	0.0	0.0	0.0	0.0%
77000 Grants, Benefits	0.0	0.0	0.0	0.0	0.0	0.0	0.0%
78000 Miscellaneous	0.0	0.0	0.0	0.0	0.0	0.0	0.0%
<b>Totals</b>	<b>12,999.0</b>	<b>11,658.3</b>	<b>11,658.3</b>	<b>11,658.3</b>	<b>11,208.9</b>	<b>-449.4</b>	<b>-3.9%</b>
<b>Fund Sources:</b>							
1001 CBR Fund (UGF)	0.0	1,397.0	1,397.0	1,397.0	0.0	-1,397.0	-100.0%
1004 Gen Fund (UGF)	5,666.5	4,190.8	4,190.8	4,190.8	5,157.1	966.3	23.1%
1005 GF/Prgm (DGF)	1,242.7	1,334.0	1,334.0	1,334.0	1,336.6	2.6	0.2%
1007 I/A Rcpts (Other)	3,889.2	4,247.4	4,247.4	4,247.4	4,223.0	-24.4	-0.6%
1061 CIP Rcpts (Other)	2,200.6	489.1	489.1	489.1	492.2	3.1	0.6%
<b>Unrestricted General (UGF)</b>	<b>5,666.5</b>	<b>5,587.8</b>	<b>5,587.8</b>	<b>5,587.8</b>	<b>5,157.1</b>	<b>-430.7</b>	<b>-7.7%</b>
<b>Designated General (DGF)</b>	<b>1,242.7</b>	<b>1,334.0</b>	<b>1,334.0</b>	<b>1,334.0</b>	<b>1,336.6</b>	<b>2.6</b>	<b>0.2%</b>
<b>Other Funds</b>	<b>6,089.8</b>	<b>4,736.5</b>	<b>4,736.5</b>	<b>4,736.5</b>	<b>4,715.2</b>	<b>-21.3</b>	<b>-0.4%</b>
<b>Federal Funds</b>	<b>0.0</b>	<b>0.0</b>	<b>0.0</b>	<b>0.0</b>	<b>0.0</b>	<b>0.0</b>	<b>0.0%</b>
<b>Positions:</b>							
Permanent Full Time	50	49	49	49	49	0	0.0%
Permanent Part Time	0	0	0	0	0	0	0.0%
Non Permanent	0	0	0	0	0	0	0.0%

**Change Record Detail - Multiple Scenarios with Descriptions**  
**Department of Administration**

**Component:** Finance (59)  
**RDU:** Centralized Administrative Services (13)

Scenario/Change Record Title	Trans Type	Totals	Personal Services	Travel	Services	Commodities	Capital Outlay	Grants, Benefits	Miscellaneous	Positions		NP
										PFT	PPT	
***** Changes From FY2021 Conference Committee To FY2021 Authorized *****												
<b>Conference Committee</b>												
	ConfCom	11,658.3	6,224.8	14.7	5,373.8	45.0	0.0	0.0	0.0	49	0	0
1001 CBR Fund		1,397.0										
1004 Gen Fund		4,190.8										
1005 GF/Prgm		1,334.0										
1007 I/A Rcpts		4,247.4										
1061 CIP Rcpts		489.1										
<b>Subtotal</b>		<b>11,658.3</b>	<b>6,224.8</b>	<b>14.7</b>	<b>5,373.8</b>	<b>45.0</b>	<b>0.0</b>	<b>0.0</b>	<b>0.0</b>	<b>49</b>	<b>0</b>	<b>0</b>
***** Changes From FY2021 Authorized To FY2021 Management Plan *****												
<b>Align Authority with Anticipated Expenditures</b>												
	LIT	0.0	53.8	0.0	-53.8	0.0	0.0	0.0	0.0	0	0	0
Transfer authority from contractual services to cover anticipated personal services costs. The remaining contractual services authority is sufficient to cover anticipated expenditures.												
<b>Subtotal</b>		<b>11,658.3</b>	<b>6,278.6</b>	<b>14.7</b>	<b>5,320.0</b>	<b>45.0</b>	<b>0.0</b>	<b>0.0</b>	<b>0.0</b>	<b>49</b>	<b>0</b>	<b>0</b>
***** Changes From FY2021 Management Plan To FY2022 Governor *****												
<b>Reverse Fee for Mandatory Patient-Centered Outcomes Research Institute Due to Affordable Care Act (FY17-FY21)</b>												
	OTI	-55.0	0.0	0.0	-55.0	0.0	0.0	0.0	0.0	0	0	0
1004 Gen Fund		-55.0										
The Patient Centered Outcome Research Institute (PCORI), created as part of the Affordable Care Act, imposes a fee for self-insured health plans to fund the PCORI trust fund. The amount of the fee is progressive, currently \$2.39 per active life, and uses the average number of covered lives (employees and dependents) for both retiree and active AlaskaCare health plans as a basis to determine the annual amount. The PCORI fee is in effect for plan years ending before October 1, 2019, with the annual payment due July 31 of the calendar year following the last day of the self-insured health plan year.												
Payment of the fee for the retiree health plan is administered by Department of Administration, Division of Retirement and Benefits. The Division of Finance administers the fee payment for the active health plan.												
<b>FY2022 Salary Adjustments</b>												
	SalAdj	25.0	25.0	0.0	0.0	0.0	0.0	0.0	0.0	0	0	0
1004 Gen Fund		19.3										
1005 GF/Prgm		2.6										
1061 CIP Rcpts		3.1										

FY2022 1% COLA for ASEA/General Government (GG/GP/GY/GZ): \$25.0



**Change Record Detail - Multiple Scenarios with Descriptions**  
**Department of Administration**

**Component:** Finance (59)  
**RDU:** Centralized Administrative Services (13)

Scenario/Change Record Title	Trans Type	Totals	Personal Services	Travel	Services	Commodities	Capital Outlay	Grants, Benefits	Miscellaneous	Positions		NP
										PFT	PPT	
<b>Fee for Mandatory Patient-Centered Outcomes Research Institute Due to Affordable Care Act (FY17-FY31)</b>												
1004 Gen Fund	IncT	55.0	0.0	0.0	55.0	0.0	0.0	0.0	0.0	0	0	0
The Patient Centered Outcome Research Institute (PCORI), created as part of the Affordable Care Act, imposes a fee for self-insured health plans to fund the PCORI trust fund. The amount of the fee is progressive, currently \$2.39 per active life, and uses the average number of covered lives (employees and dependents) for both retiree and active AlaskaCare health plans as a basis to determine the annual amount. The PCORI fee is in effect for plan years ending before October 1, 2019, with the annual payment due July 31 of the calendar year following the last day of the self-insured health plan year.												
Payment of the fee for the retiree health plan is administered by Department of Administration, Division of Retirement and Benefits. The Division of Finance administers the fee payment for the active health plan.												
<b>Eliminate Statewide Single Audit Contract with the Division of Legislative Audit</b>												
1004 Gen Fund	Dec	-450.0	0.0	0.0	-450.0	0.0	0.0	0.0	0.0	0	0	0
The Division of Legislative Audit (DLA) primary responsibilities are to provide transparency and hold State agencies accountable to State and Federal laws. For several years DLA has billed the Division of Finance (DOF) for their review of the Statewide Single Audit. DOF has \$450.0 in general fund authority budgeted to pay this bill.												
The constitutional responsibility for performing this function is assigned to DLA and state statute (AS 37.07.080(e)) does not allow for the DOF to pay this bill or pass those costs on to other state agencies. The budget authority associated with this billing is being removed from DOF as this function should be directly budgeted in DLA.												
<b>Reduce Authority to Realize Contract Savings</b>												
1007 I/A Rcpts	Dec	-23.2	0.0	0.0	-23.2	0.0	0.0	0.0	0.0	0	0	0
By negotiating contract savings with software vendors, Division of Finance rates charged to all State agencies are reduced.												
<b>Reduce Authority to Realize Travel Savings</b>												
1007 I/A Rcpts	Dec	-1.2	0.0	-1.2	0.0	0.0	0.0	0.0	0.0	0	0	0
Reduce authority to better align with actual spending in the Division of Finance's travel budget. This is a technical adjustment and has no impact on services.												
<b>Fund Source Adjustment of CBRF to UGF</b>												
1001 CBR Fund	FndChg	-1,397.0	0.0	0.0	0.0	0.0	0.0	0.0	0.0	0	0	0
1004 Gen Fund		1,397.0										

Replace Constitutional Budget Reserve Fund (CBRF) used as a one-time funding mechanism in FY2021.

**Change Record Detail - Multiple Scenarios with Descriptions**  
**Department of Administration**

**Component:** Finance (59)

**RDU:** Centralized Administrative Services (13)

Scenario/Change Record Title	Trans Type	Totals	Personal Services	Travel	Services	Commodities	Capital Outlay	Grants, Benefits	Miscellaneous	Positions		NP
										PFT	PPT	
<b>Transfer Authority to Cover Personal Services Costs</b>												
	LIT	0.0	78.4	0.0	-78.4	0.0	0.0	0.0	0.0	0	0	0
Transfer authority from services to cover anticipated personal services costs. The remaining services authority is sufficient to cover anticipated expenditures.												
	<b>Totals</b>	<b>11,208.9</b>	<b>6,382.0</b>	<b>13.5</b>	<b>4,768.4</b>	<b>45.0</b>	<b>0.0</b>	<b>0.0</b>	<b>0.0</b>	<b>49</b>	<b>0</b>	<b>0</b>

**Line Item Detail (1676)**  
**Department of Administration**  
**Travel**

**Component:** Finance (59)

Line Number	Line Name		FY2020 Actuals	FY2021 Management Plan	FY2022 Governor
2000	Travel		53.7	14.7	13.5
Object Class	Servicing Agency	Explanation	FY2020 Actuals	FY2021 Management Plan	FY2022 Governor
<b>2000 Travel Detail Totals</b>			<b>53.7</b>	<b>14.7</b>	<b>13.5</b>
2000	In-State Employee Travel	Transportation costs for travel relating to administration, training, conventions and meetings, boards and commissions	13.3	8.0	8.0
2002	Out of State Employee Travel	Transportation costs for staff travel out of state to national organization meetings, conferences, and training	5.1	1.7	0.5
2005	Moving Costs	Moving and relocation costs	35.3	5.0	5.0

**Line Item Detail (1676)**  
**Department of Administration**  
**Services**

**Component:** Finance (59)

Line Number	Line Name		FY2020 Actuals	FY2021 Management Plan	FY2022 Governor
3000	Services		7,113.5	5,320.0	4,768.4
Object Class	Servicing Agency	Explanation	FY2020 Actuals	FY2021 Management Plan	FY2022 Governor
<b>3000 Services Detail Totals</b>			<b>7,113.5</b>	<b>5,320.0</b>	<b>4,768.4</b>
3000	Education Services	Training, educational conferences, agency memberships, and employee tuition	11.0	11.5	20.4
3001	Financial Services	Management and consulting services	68.0	69.0	139.1
3003	Information Technology	Software licensing and maintenance, training, and consulting	4,784.0	3,239.6	3,379.7
3004	Telecommunications	Local, long distance, and cellular telephone charges, television, data/network, telecommunication equipment, and other wireless charges from outside vendors	1.6	1.7	1.9
3005	Health Services	Fee for mandatory Patient-Centered Outcomes Research Institute (PCORI) due to the Affordable Care Act	36.3	38.0	38.5
3006	Delivery Services	Freight, courier services, and postage	0.4	0.5	0.5
3007	Advertising and Promotions	Advertising, promotions and legal notices	0.0	0.1	0.1
3008	Utilities	Electricity, heating fuel, water, sewage and disposal services	0.2	0.3	0.4
3009	Structure/Infrastructure/Land	Structure, infrastructure and land repairs, maintenance, rental, and leases	16.5	16.5	16.5
3010	Equipment/Machinery	Machinery, furniture and office equipment purchase, repairs,	4.9	4.6	4.6

**Line Item Detail (1676)**  
**Department of Administration**  
**Services**

**Component:** Finance (59)

Object Class	Servicing Agency	Explanation	FY2020 Actuals	FY2021 Management Plan	FY2022 Governor
<b>3000 Services Detail Totals</b>			<b>7,113.5</b>	<b>5,320.0</b>	<b>4,768.4</b>
		maintenance, rentals, and leases			
3011	Other Services	Printing costs microfiche, comprehensive annual financial report, tax forms, warrants, and warrant envelopes	135.1	130.0	133.1
3017	Inter-Agency Information Technology Non-Telecommunications	Admin - Alaska Division of IT (3141) OIT Core Services	151.4	151.4	143.6
3017	Inter-Agency Information Technology Non-Telecommunications	Admin - Alaska Division of IT (3141) OIT Server Hosting and Storage	269.0	269.0	269.0
3017	Inter-Agency Information Technology Non-Telecommunications	Admin - Alaska Division of IT (3141) OIT MICS (Mainframe Usage)	28.6	28.6	28.6
3017	Inter-Agency Information Technology Non-Telecommunications	Admin - Alaska Division of IT (3141) OIT Oracle costs	259.8	258.8	258.8
3018	Inter-Agency Information Technology Telecommunications	Admin - Alaska Division of IT (3141) OIT Telecommunications (CISCO device config, deployment, maintenance, replacements, and other telephone line services)	18.9	18.9	18.9
3021	Inter-Agency Mail	Admin - Print Services (2333) Centralized mail services chargeback	9.1	9.3	9.4
3022	Inter-Agency Human Resources	Admin - Personnel (56) Centralized Human Resource chargeback	31.6	31.6	31.4
3023	Inter-Agency Building Leases	Admin - Facilities (2429) Rent for state-owned facilities and lease payments	71.9	72.0	72.5
3025	Inter-Agency Auditing	Legis - Department-wide Auditing services chargeback, and compliance audits	1,000.0	750.0	0.0
3026	Inter-Agency Insurance	Admin - Risk Management (71) Division of Risk Management - Risk management insurance charges	1.2	1.3	1.3
3027	Inter-Agency Financial	Admin - Finance (59) Division of Finance Chargeback for IRIS FIN, HRM, and ALDER	29.9	30.1	29.6
3028	Inter-Agency Americans with Disabilities Act Compliance	Admin - Personnel (56) Americans with Disabilities Act (ADA) Chargeback	0.4	0.5	0.5

**Line Item Detail (1676)**  
**Department of Administration**  
**Services**

**Component:** Finance (59)

Object Class	Servicing Agency	Explanation	FY2020 Actuals	FY2021 Management Plan	FY2022 Governor
<b>3000 Services Detail Totals</b>			<b>7,113.5</b>	<b>5,320.0</b>	<b>4,768.4</b>
3038	Inter-Agency Management/Consulting	Admin - Accounting (3134) SSoA Accounts Payable and Travel Chargeback	14.7	15.4	15.0
3038	Inter-Agency Management/Consulting	Admin - Administrative Services (46) Administrative chargeback	83.1	84.0	67.0
3038	Inter-Agency Management/Consulting	Admin - Office of the Commissioner (45) Commissioner's Office chargeback	65.6	66.0	48.0
3038	Inter-Agency Management/Consulting	Admin - Stwd Contracting and Property (3262) SSoA Procurement Chargeback	20.3	21.3	40.0

**Line Item Detail (1676)**  
**Department of Administration**  
**Commodities**

**Component:** Finance (59)

Line Number	Line Name		FY2020 Actuals	FY2021 Management Plan	FY2022 Governor
4000	Commodities		10.8	45.0	45.0
Object Class	Servicing Agency	Explanation	FY2020 Actuals	FY2021 Management Plan	FY2022 Governor
		<b>4000 Commodities Detail Totals</b>	<b>10.8</b>	<b>45.0</b>	<b>45.0</b>
4000	Business	General business supplies such as office consumables, furniture, and computer equipment	10.8	45.0	45.0

**Revenue Detail (1681)**  
**Department of Administration**

**Component:** Finance (59)

Revenue Type (OMB Fund Code) Revenue Source	Component	Comment	FY2020 Actuals	FY2021 Management Plan	FY2022 Governor
<b>5005 GF/Prgm (1005 GF/Prgm)</b>			<b>1,257.9</b>	<b>1,334.0</b>	<b>1,336.6</b>
5101 Program Receipts Public Protection - Licenses and Permits		Carryforward	0.2	0.0	0.0
5120 Program Receipts - Other Revenue		Credit card rebates	1,257.7	1,334.0	1,336.6
<b>5007 I/A Rcpts (1007 I/A Rcpts)</b>			<b>4,307.0</b>	<b>4,247.4</b>	<b>4,223.0</b>
5301 Inter-Agency Receipts	Admin - Accounting (3134)	Integrated Resource Information Systems (IRIS) Chargeback	5.2	11.3	11.3
5301 Inter-Agency Receipts	Admin - Administrative Hearings (2771)	Integrated Resource Information Systems (IRIS) Chargeback	1.3	2.6	2.6
5301 Inter-Agency Receipts	Admin - Administrative Services (46)	Integrated Resource Information Systems (IRIS) Chargeback	8.8	6.5	6.5
5301 Inter-Agency Receipts	Admin - AK Oil & Gas Conservation Comm (2010)	Integrated Resource Information Systems (IRIS) Chargeback	3.1	7.6	7.6
5301 Inter-Agency Receipts	Admin - Alaska Division of IT (3141)	Integrated Resource Information Systems (IRIS) Chargeback	14.9	52.0	52.0
5301 Inter-Agency Receipts	Admin - Alaska Public Offices Comm (70)	Integrated Resource Information Systems (IRIS) Chargeback	0.4	1.4	1.4
5301 Inter-Agency Receipts	Admin - E-Travel (2966)	Integrated Resource Information Systems (IRIS) Chargeback	0.0	2.3	2.3
5301 Inter-Agency Receipts	Admin - Facilities (2429)	Integrated Resource Information Systems (IRIS) Chargeback	0.0	14.7	14.7
5301 Inter-Agency Receipts	Admin - Facilities Administration (2430)	Integrated Resource Information Systems (IRIS) Chargeback	8.6	3.1	3.1
5301 Inter-Agency Receipts	Admin - Finance (59)	Integrated Resource Information Systems (IRIS) Chargeback	29.9	69.8	45.4
5301 Inter-Agency Receipts	Admin - Labor Relations (58)	Integrated Resource Information Systems (IRIS) Chargeback	0.3	1.6	1.6
5301 Inter-Agency Receipts	Admin - Lease Administration (2304)	Integrated Resource Information Systems (IRIS) Chargeback	4.1	1.5	1.5
5301 Inter-Agency Receipts	Admin - Motor Vehicles (2348)	Integrated Resource Information Systems (IRIS) Chargeback	16.4	18.6	18.6
5301 Inter-Agency Receipts	Admin - Office of Public Advocacy (43)	Integrated Resource Information Systems (IRIS) Chargeback	36.7	23.9	23.9
5301 Inter-Agency Receipts	Admin - Office of the Commissioner (45)	Integrated Resource Information Systems (IRIS) Chargeback	0.5	1.8	1.8



**Revenue Detail (1681)**  
**Department of Administration**

**Component:** Finance (59)

<b>Revenue Type (OMB Fund Code)</b> <b>Revenue Source</b>	<b>Component</b>	<b>Comment</b>	<b>FY2020 Actuals</b>	<b>FY2021 Management Plan</b>	<b>FY2022 Governor</b>
5301 Inter-Agency Receipts	Admin - Personnel (56)	Integrated Resource Information Systems (IRIS) Chargeback	32.8	55.7	55.7
5301 Inter-Agency Receipts	Admin - Print Services (2333)	Integrated Resource Information Systems (IRIS) Chargeback	0.6	2.5	2.5
5301 Inter-Agency Receipts	Admin - Public Defender Agency (1631)	Integrated Resource Information Systems (IRIS) Chargeback	10.9	23.3	23.3
5301 Inter-Agency Receipts	Admin - Retirement and Benefits (64)	Integrated Resource Information Systems (IRIS) Chargeback	110.8	21.2	21.2
5301 Inter-Agency Receipts	Admin - Risk Management (71)	Integrated Resource Information Systems (IRIS) Chargeback	3.4	2.6	2.6
5301 Inter-Agency Receipts	Admin - Satellite Infrastructure (2349)	Integrated Resource Information Systems (IRIS) Chargeback	0.2	0.0	0.0
5301 Inter-Agency Receipts	Admin - Stwd Contracting and Property (3262)	Integrated Resource Information Systems (IRIS) Chargeback	6.7	6.8	6.8
5301 Inter-Agency Receipts	Admin - Violent Crimes Comp Board (2694)	Integrated Resource Information Systems (IRIS) Chargeback	2.9	1.3	1.3
5301 Inter-Agency Receipts	Commerce - Department-wide	Integrated Resource Information Systems (IRIS) Chargeback	87.0	75.2	75.2
5301 Inter-Agency Receipts	Correct - Department-wide	Integrated Resource Information Systems (IRIS) Chargeback and audit services from Division of Legislative Audit	116.5	104.8	104.8
5301 Inter-Agency Receipts	Courts - Department-wide	Integrated Resource Information Systems (IRIS) Chargeback and audit services from Division of Legislative Audit	78.2	79.9	79.9
5301 Inter-Agency Receipts	E&ED - Department-wide	Integrated Resource Information Systems (IRIS) Chargeback	92.4	88.5	88.5
5301 Inter-Agency Receipts	EnvCon - Department-wide	Integrated Resource Information Systems (IRIS) Chargeback	150.9	171.5	171.5
5301 Inter-Agency Receipts	FishGm - Department-wide	Integrated Resource Information Systems (IRIS) Chargeback	261.4	269.5	269.5
5301 Inter-Agency Receipts	Gov - Department-wide	Integrated Resource Information Systems (IRIS) Chargeback and audit services from Division of Legislative Audit	19.2	24.8	24.8
5301 Inter-Agency Receipts	H&SS - Department-wide	Integrated Resource Information	688.2	698.1	698.1

**Revenue Detail (1681)**  
**Department of Administration**

**Component:** Finance (59)

<b>Revenue Type (OMB Fund Code)</b> <b>Revenue Source</b>	<b>Component</b>	<b>Comment</b>	<b>FY2020 Actuals</b>	<b>FY2021 Management Plan</b>	<b>FY2022 Governor</b>
5301 Inter-Agency Receipts	Labor - Department-wide	Systems (IRIS) Chargeback Integrated Resource Information	114.9	109.9	109.9
5301 Inter-Agency Receipts	Law - Department-wide	Systems (IRIS) Chargeback Integrated Resource Information Systems (IRIS) Chargeback and audit services from Division of Legislative Audit	35.8	35.7	35.7
5301 Inter-Agency Receipts	Legis - Department-wide	Integrated Resource Information Systems (IRIS) Chargeback	54.2	52.8	52.8
5301 Inter-Agency Receipts	M&VA - Department-wide	Integrated Resource Information Systems (IRIS) Chargeback	103.7	105.9	105.9
5301 Inter-Agency Receipts	NatRes - Department-wide	Integrated Resource Information Systems (IRIS) Chargeback	189.4	118.2	118.2
5301 Inter-Agency Receipts	PubSaf - Department-wide	Integrated Resource Information Systems (IRIS) Chargeback	93.8	94.7	94.7
5301 Inter-Agency Receipts	Rev - Department-wide	Integrated Resource Information Systems (IRIS) Chargeback	142.6	130.7	130.7
5301 Inter-Agency Receipts	Trans - Department-wide	Integrated Resource Information Systems (IRIS) Chargeback	1,253.5	1,244.3	1,244.3
5301 Inter-Agency Receipts	Admin - Administrative Services (46)	Federal Compliance Audit	3.7	7.4	7.4
5301 Inter-Agency Receipts	Admin - Finance (59)	Prior year carryforward	226.9	0.0	0.0
5301 Inter-Agency Receipts	Commerce - Department-wide	Federal Compliance Audit	8.5	16.8	16.8
5301 Inter-Agency Receipts	E&ED - Department-wide	Federal Compliance Audit	22.8	45.6	45.6
5301 Inter-Agency Receipts	EnvCon - Department-wide	Federal Compliance Audit	17.6	35.2	35.2
5301 Inter-Agency Receipts	FishGm - Department-wide	Federal Compliance Audit	0.5	1.6	1.6
5301 Inter-Agency Receipts	H&SS - Department-wide	Federal Compliance Audit	119.0	148.7	148.7
5301 Inter-Agency Receipts	Labor - Department-wide	Federal Compliance Audit	19.7	39.5	39.5
5301 Inter-Agency Receipts	M&VA - Department-wide	Federal Compliance Audit	0.6	1.1	1.1
5301 Inter-Agency Receipts	NatRes - Department-wide	Federal Compliance Audit	28.1	56.3	56.3
5301 Inter-Agency Receipts	PubSaf - Department-wide	Federal Compliance Audit	0.1	0.1	0.1
5301 Inter-Agency Receipts	Rev - Department-wide	Federal Compliance Audit	34.9	69.7	69.7
5301 Inter-Agency Receipts	Trans - Department-wide	Federal Compliance Audit	44.4	88.8	88.8
<b>5061 CIP Rcpts (1061 CIP Rcpts)</b>			<b>2,200.6</b>	<b>489.1</b>	<b>492.2</b>
5351 Capital Improvement Project Inter-Agency	Gov - Department-wide	Integrated Resource Information System (IRIS) Upgrade	2,198.5	489.1	492.2

**Revenue Detail (1681)**  
**Department of Administration**

**Component:** Finance (59)

<b>Revenue Type (OMB Fund Code)</b>	<b>Component</b>	<b>Comment</b>	<b>FY2020 Actuals</b>	<b>FY2021 Management Plan</b>	<b>FY2022 Governor</b>
<b>Revenue Source</b>					
5351 Capital Improvement Project Inter-Agency	Trans - Department-wide	Payroll Interface Assistance for FMS to CMMS	2.1	0.0	0.0
<b>6004 Gen Fund (1004 Gen Fund)</b>			<b>-0.9</b>	<b>0.0</b>	<b>0.0</b>
6046 General Fund - Prior Year Reimbursement Recovery		Prior year recovery	0.5	0.0	0.0
6047 General Fund - Miscellaneous			-1.4	0.0	0.0

**Inter-Agency Services (1682)**  
**Department of Administration**

**Component:** Finance (59)

				FY2020 Actuals	FY2021 Management Plan	FY2022 Governor
<b>Component Totals</b>				<b>2,055.5</b>	<b>1,808.2</b>	<b>1,033.6</b>
With Department of Administration				1,055.5	1,058.2	1,033.6
With Legislature				1,000.0	750.0	0.0
<b>Object Class</b>	<b>Servicing Agency</b>	<b>Explanation</b>	<b>FY2020 Actuals</b>	<b>FY2021 Management Plan</b>	<b>FY2022 Governor</b>	
3017	Inter-Agency Information Technology Non-Telecommunications	Admin - Alaska Division of IT (3141) OIT Core Services	151.4	151.4	143.6	
3017	Inter-Agency Information Technology Non-Telecommunications	Admin - Alaska Division of IT (3141) OIT Server Hosting and Storage	269.0	269.0	269.0	
3017	Inter-Agency Information Technology Non-Telecommunications	Admin - Alaska Division of IT (3141) OIT MICS (Mainframe Usage)	28.6	28.6	28.6	
3017	Inter-Agency Information Technology Non-Telecommunications	Admin - Alaska Division of IT (3141) OIT Oracle costs	259.8	258.8	258.8	
3018	Inter-Agency Information Technology Telecommunications	Admin - Alaska Division of IT (3141) OIT Telecommunications (CISCO device config, deployment, maintenance, replacements, and other telephone line services)	18.9	18.9	18.9	
3021	Inter-Agency Mail	Admin - Print Services (2333) Centralized mail services chargeback	9.1	9.3	9.4	
3022	Inter-Agency Human Resources	Admin - Personnel (56) Centralized Human Resource chargeback	31.6	31.6	31.4	
3023	Inter-Agency Building Leases	Admin - Facilities (2429) Rent for state-owned facilities and lease payments	71.9	72.0	72.5	
3025	Inter-Agency Auditing	Legis - Department-wide Auditing services chargeback, and compliance audits	1,000.0	750.0	0.0	
3026	Inter-Agency Insurance	Admin - Risk Management (71) Division of Risk Management - Risk management insurance charges	1.2	1.3	1.3	
3027	Inter-Agency Financial	Admin - Finance (59) Division of Finance Chargeback for IRIS FIN, HRM, and ALDER	29.9	30.1	29.6	
3028	Inter-Agency Americans with Disabilities Act Compliance	Admin - Personnel (56) Americans with Disabilities Act (ADA) Chargeback	0.4	0.5	0.5	
3038	Inter-Agency	Admin - Accounting (3134) SSoA Accounts Payable and Travel	14.7	15.4	15.0	

**Inter-Agency Services (1682)**  
**Department of Administration**

**Component:** Finance (59)

<b>Object Class</b>	<b>Servicing Agency</b>	<b>Explanation</b>	<b>FY2020 Actuals</b>	<b>FY2021 Management Plan</b>	<b>FY2022 Governor</b>
3038 Management/Consulting		Chargeback			
3038 Inter-Agency Management/Consulting	Admin - Administrative Services (46)	Administrative chargeback	83.1	84.0	67.0
3038 Inter-Agency Management/Consulting	Admin - Office of the Commissioner (45)	Commissioner's Office chargeback	65.6	66.0	48.0
3038 Inter-Agency Management/Consulting	Admin - Stwd Contracting and Property (3262)	SSoA Procurement Chargeback	20.3	21.3	40.0

**Personal Services Expenditure Detail**  
**Department of Administration**

**Scenario:** FY2022 Governor (17280)  
**Component:** Finance (59)  
**RDU:** Centralized Administrative Services (13)

PCN	Job Class Title	Time Status	Retire Code	Barg Unit	Location	Salary Sched	Range / Step	Comp Months	Split / Count	Annual Salaries	COLA	Premium Pay	Annual Benefits	Total Costs	UGF Amount
01-712X	Audit & Review Analyst III	FT	A	GP	Juneau	205	23N / O	12.0		129,292	1,738	0	63,267	194,297	48,574
02-1007	Business Analyst II	FT	A	GP	Juneau	205	20F / G	12.0		85,237	1,146	0	48,112	134,495	0
02-2133	Database Specialist II	FT	A	KK	Juneau	205	21L / M	12.0		108,523	0	12,600	60,497	181,620	181,620
02-4001	Division Director - Px	FT	A	XE	Juneau	N05	27L / M	12.0		146,757	0	0	68,928	215,685	215,685
02-4004	Accountant IV	FT	A	GP	Juneau	205	20K	12.0		94,224	1,266	0	51,203	146,693	146,693
02-4005	Accountant IV	FT	A	SS	Juneau	99	20P	12.0		115,731	0	0	58,642	174,373	174,373
02-4010	State Accountant	FT	A	XE	Juneau	N05	24F / J	12.0		112,983	0	0	57,552	170,535	0
02-4011	Data Processing Manager III	FT	A	SS	Kenai	200	24D / E	12.0		108,273	0	0	56,076	164,349	85,462
02-4012	Accountant IV	FT	A	GP	Juneau	205	20A / B	12.0		73,352	986	0	44,023	118,361	118,361
02-4013	Accountant IV	FT	A	GP	Juneau	205	20G	12.0		87,575	1,177	0	48,916	137,668	137,668
02-4014	Accountant IV	FT	A	SS	Juneau	99	20M / N	12.0		103,740	0	0	54,517	158,257	158,257
02-4017	Accountant IV	FT	A	GP	Juneau	205	20J	12.0		91,260	1,227	0	50,184	142,671	142,671
02-4020	Payroll Specialist II	FT	A	KK	Juneau	205	18J	12.0		82,035	0	0	47,050	129,085	0
02-4021	Accountant III	FT	A	GP	Juneau	205	18N	12.0		90,773	1,220	0	50,016	142,009	142,009
02-4022	Human Resource Technician II	FT	A	KK	Juneau	205	14A / B	12.0		51,717	0	0	36,621	88,338	1,767
02-4023	Payroll Specialist II	FT	A	KK	Juneau	205	18F / J	12.0		81,820	0	0	46,976	128,796	0
02-4025	Payroll Specialist III	FT	A	KK	Juneau	205	20E / F	12.0		88,144	0	3,000	50,184	141,328	0
02-4026	Division Operations Manager	FT	A	SS	Juneau	205	24A / B	12.0		102,135	0	0	53,965	156,100	156,100
02-4027	Business Analyst II	FT	A	GP	Juneau	205	20A / B	12.0		73,240	984	0	43,985	118,209	14,185
02-4029	Accounting Technician III	FT	A	GP	Juneau	205	16C / D	12.0		58,667	788	0	38,972	98,427	98,427
02-4030	Business Analyst II	FT	A	GP	Juneau	205	20L / M	12.0		99,136	1,332	0	52,893	153,361	153,361
02-4035	Payroll Manager	FT	A	KK	Juneau	205	22C / D	12.0		94,909	0	3,000	52,511	150,420	150,420
02-4036	Accountant IV	FT	A	GP	Juneau	205	20B / C	12.0		76,109	1,023	0	44,972	122,104	122,104
02-4038	Accountant IV	FT	A	GP	Juneau	205	20F / G	12.0		86,795	1,167	0	48,648	136,610	136,610
02-4039	Accounting Technician II	FT	A	GP	Juneau	205	14B / C	12.0		49,374	664	0	35,775	85,813	85,813
02-4040	Accountant V	FT	A	SS	Juneau	205	22B / C	12.0		93,150	0	0	50,874	144,024	144,024
02-4041	Accounting Technician III	FT	A	GP	Ketchikan	200	16B / C	12.0		53,804	723	0	37,299	91,826	91,826
02-4043	Human Resource Technician II	FT	A	KK	Juneau	205	14L	12.0		66,498	0	0	41,706	108,204	0
02-4044	Accounting Technician I	FT	A	GP	Juneau	205	12D / E	12.0		46,591	626	0	34,818	82,035	82,035
02-4050	Accountant III	FT	A	GP	Juneau	205	18J	12.0		79,853	1,073	0	46,260	127,186	127,186
02-4052	Payroll Specialist I	FT	A	KK	Juneau	205	16J	12.0		71,656	0	0	43,480	115,136	0
02-4074	Analyst/Programmer II	FT	A	GP	Juneau	205	16A / B	12.0		56,090	754	0	38,085	94,929	94,929
02-4075	Accountant V	FT	A	SS	Juneau	99	22O	12.0		127,396	0	0	62,654	190,050	176,747
02-4078	Analyst/Programmer V	FT	A	KK	Juneau	205	22L	12.0		114,067	0	12,000	62,197	188,264	188,264
02-4081	Analyst/Programmer III	FT	A	GP	Juneau	205	18C / D	12.0		69,381	932	0	42,657	112,970	112,970
02-4082	Analyst/Programmer V	FT	A	GP	Juneau	99	22Q	12.0		133,439	1,866	12,000	68,660	215,965	215,965

Note: If a position is split, an asterisk (\*) will appear in the Split/Count column. If the split position is also counted in the component, two asterisks (\*\*) will appear in this column. [No valid job title] appearing in the Job Class Title indicates that the PCN has an invalid class code or invalid range for the class code effective date of this scenario.

**Personal Services Expenditure Detail**  
**Department of Administration**

**Scenario:** FY2022 Governor (17280)  
**Component:** Finance (59)  
**RDU:** Centralized Administrative Services (13)

PCN	Job Class Title	Time Status	Retire Code	Barg Unit	Location	Salary Sched	Range / Step	Comp Months	Split / Count	Annual Salaries	COLA	Premium Pay	Annual Benefits	Total Costs	UGF Amount
02-4085	Payroll Specialist I	FT	A	KK	Juneau	99	16N	12.0		82,232	0	0	47,118	129,350	0
02-4086	Administrative Officer II	FT	A	SS	Juneau	205	19F / J	12.0		87,347	0	0	48,878	136,225	136,225
02-4091	Accountant III	FT	A	GP	Juneau	205	18B / C	12.0		65,211	876	0	41,223	107,310	107,310
02-4101	Business Analyst III	FT	A	KK	Juneau	205	22L	12.0		114,067	0	3,000	59,101	176,168	176,168
02-4105	Business Analyst II	FT	A	KK	Juneau	205	20K / L	12.0		97,788	0	3,000	53,501	154,289	154,289
02-4107	Business Analyst II	FT	A	KK	Juneau	205	20K	12.0		96,741	0	3,000	53,141	152,882	152,882
02-4111	Analyst/Programmer IV	FT	A	GP	Juneau	205	20D / E	12.0		81,554	1,096	0	46,845	129,495	129,495
02-4114	Administrative Assistant II	FT	A	GP	Juneau	205	14A / B	12.0		48,600	653	0	35,509	84,762	84,762
02-4115	Business Analyst II	FT	A	GP	Juneau	205	20G / J	12.0		90,032	1,210	0	49,761	141,003	0
02-4116	Publications Specialist III	FT	A	GP	Juneau	205	19A / B	12.0		68,863	926	0	42,479	112,268	112,268
02-4117	Business Analyst II	FT	A	GP	Juneau	205	20B / C	12.0		74,451	1,001	0	44,401	119,853	0
02-4118	Business Analyst II	FT	A	KK	Juneau	205	20J / K	12.0		94,791	0	0	51,438	146,229	0
11-0204	Accountant V	FT	A	SS	Juneau	205	22A / B	12.0		90,104	0	0	49,826	139,930	139,930

	Total Positions	New	Deleted
Full Time Positions:	49	0	0
Part Time Positions:	0	0	0
Non Permanent Positions:	0	0	0
<b>Positions in Component:</b>	<b>49</b>	<b>0</b>	<b>0</b>

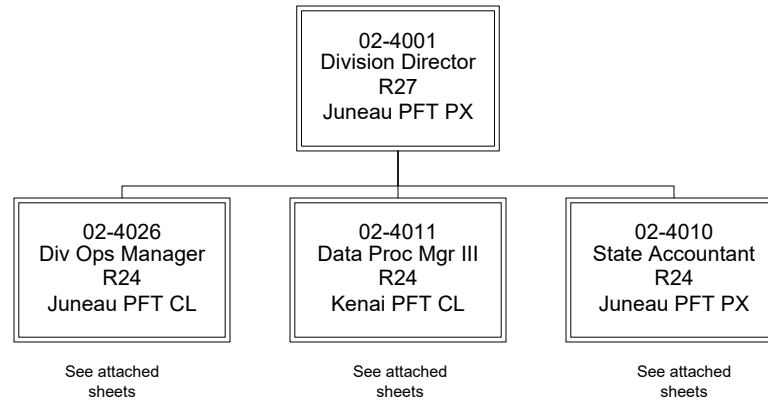
**Total Component Months:** 588.0

<b>Total Salary Costs:</b>	4,295,507
<b>Total COLA:</b>	26,454
<b>Total Premium Pay:</b>	51,600
<b>Total Benefits:</b>	2,416,396
<b>Total Pre-Vacancy:</b>	6,789,957
<b>Minus Vacancy Adjustment of 6.01%:</b>	(407,985)
<b>Total Post-Vacancy:</b>	6,381,972
<b>Plus Lump Sum Premium Pay:</b>	0
<b>Personal Services Line 100:</b>	<b>6,381,972</b>

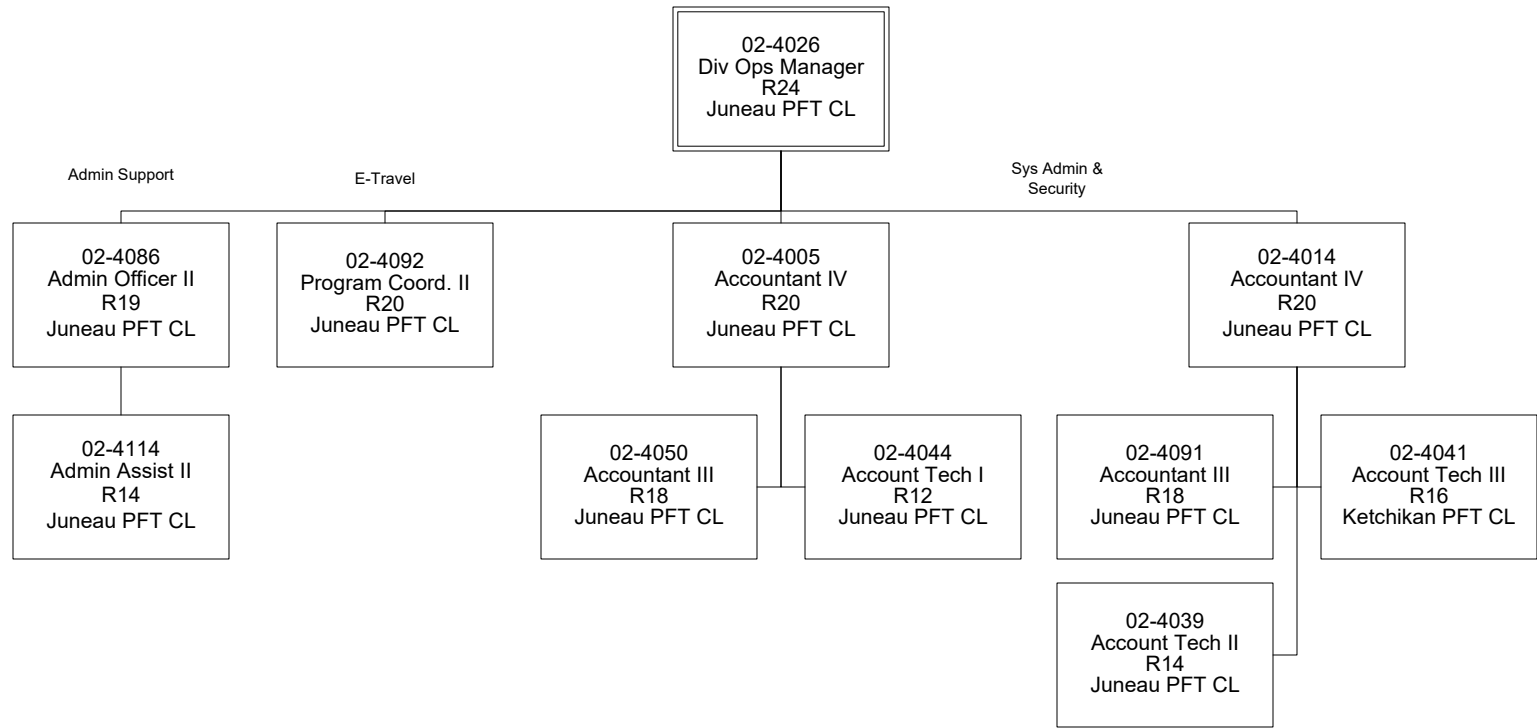
PCN Funding Sources:	Pre-Vacancy	Post-Vacancy	Percent
1004 General Fund Receipts	4,897,434	4,603,164	72.13%
1005 General Fund/Program Receipts	1,383,456	1,300,329	20.38%
1061 Capital Improvement Project Receipts	509,067	478,478	7.50%
<b>Total PCN Funding:</b>	<b>6,789,957</b>	<b>6,381,972</b>	<b>100.00%</b>

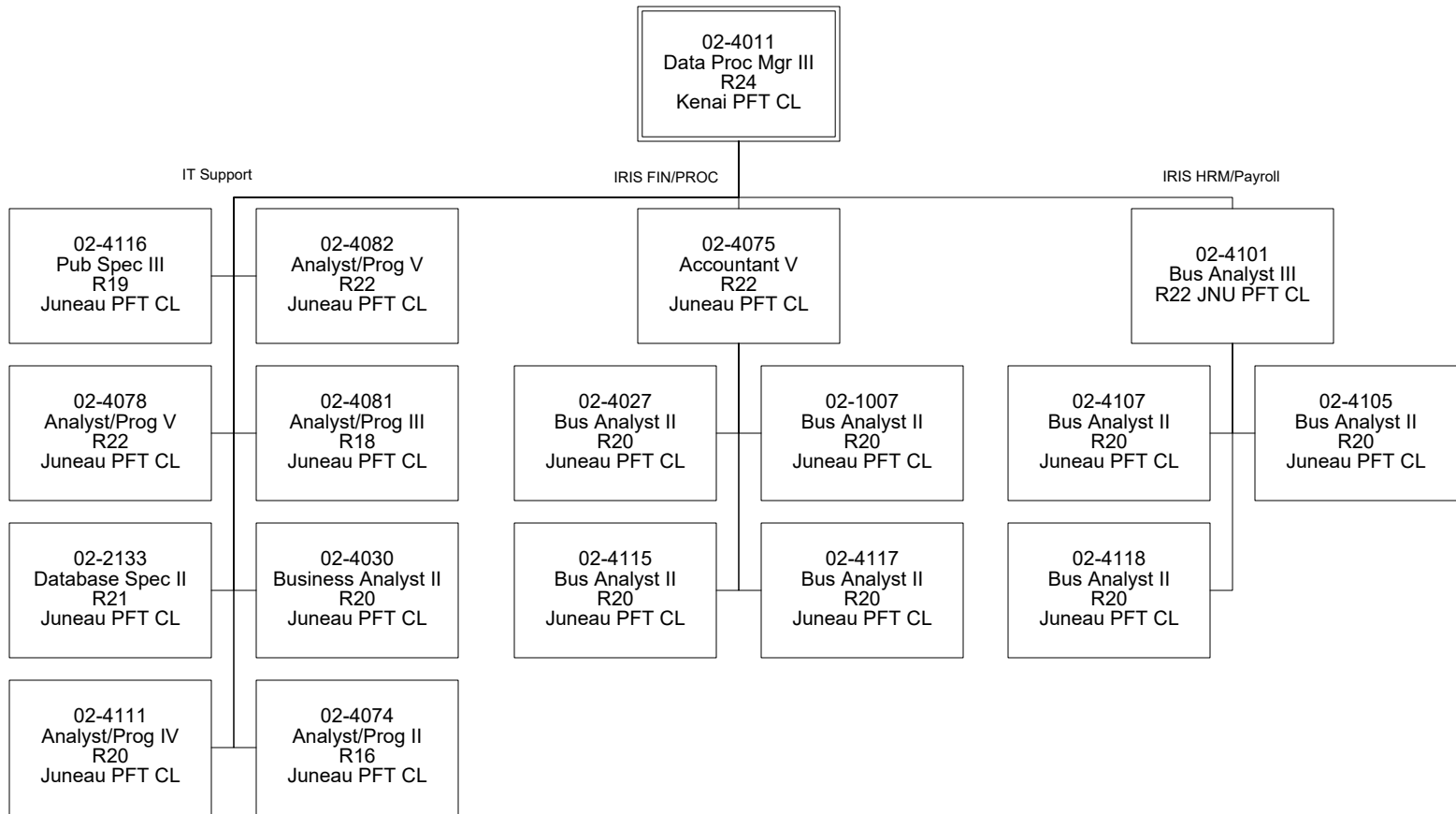
Note: If a position is split, an asterisk (\*) will appear in the Split/Count column. If the split position is also counted in the component, two asterisks (\*\*) will appear in this column. [No valid job title] appearing in the Job Class Title indicates that the PCN has an invalid class code or invalid range for the class code effective date of this scenario.

**Department of Administration**  
Finance (59) & E-Travel (2966)  
RDU: Centralized Admin Services (13)  
FY2022 Governor's Budget  
Position Totals PFT - 50









02-4010  
State Accountant  
R24  
Juneau PFT PX

Payroll Services

Statewide Single  
Audit

Accounting  
Services

02-4035  
Payroll Manager  
R22  
Juneau PFT CL

01-712X  
Audit & Review  
Analyst III  
R23  
Juneau PFT CL

11-0204  
Accountant V  
R22 JNU PFT CL

02-4040  
Accountant V  
R22  
Juneau PFT CL

02-4020  
Payroll Spec II  
R18  
Juneau PFT CL

02-4025  
Payroll Spec III  
R20  
Juneau PFT CL

02-4012  
Accountant IV  
R20  
Juneau PFT CL

02-4029  
Accounting Tech III  
R16  
Juneau PFT CL

02-4004  
Accountant IV  
R20  
Juneau PFT CL

02-4036  
Accountant IV  
R20  
Juneau PFT CL

02-4085  
Payroll Spec I  
R16  
Juneau PFT CL

02-4023  
Payroll Spec II  
R18  
Juneau PFT CL

02-4021  
Accountant III  
R18  
Juneau PFT CL

02-4013  
Accountant IV  
R20  
Juneau PFT CL

02-4017  
Accountant IV  
R20  
Juneau PFT CL

02-4022  
HR Tech II  
R14  
Juneau PFT CL

02-4052  
Payroll Spec I  
R16  
Juneau PFT CL

02-4038  
Accountant IV  
R20  
Juneau PFT CL

02-4043  
HR Tech II  
R14  
Juneau PFT CL

