

**State of Alaska**  
**FY2022 Governor's Operating Budget**

**Department of Commerce, Community, and Economic  
Development  
Investments  
RDU/Component Budget Summary**

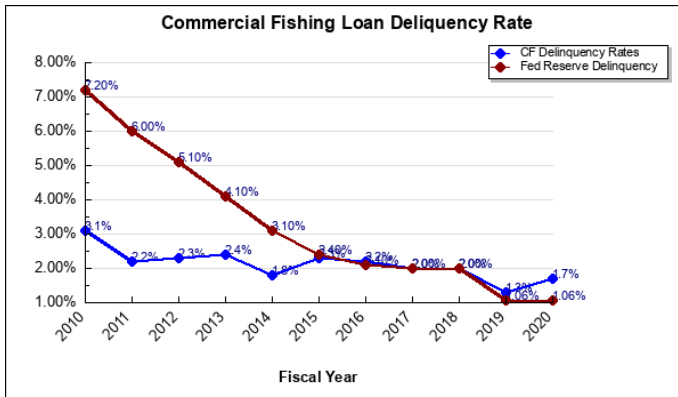
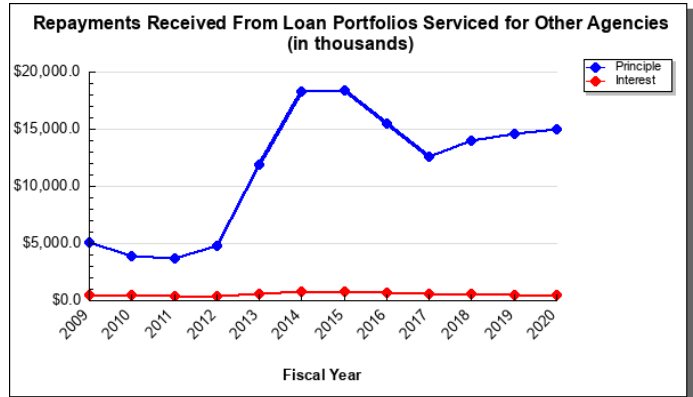
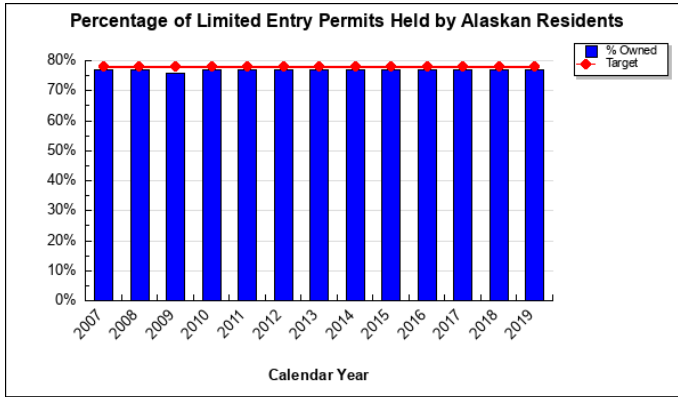
RDU/Component: Investments

Contribution to Department's Mission

Promote economic development opportunities.

Results

(Additional performance information is available on the web at <https://omb.alaska.gov/results>.)



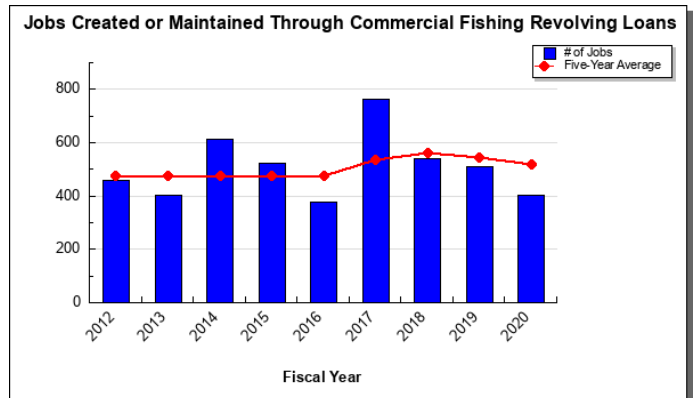
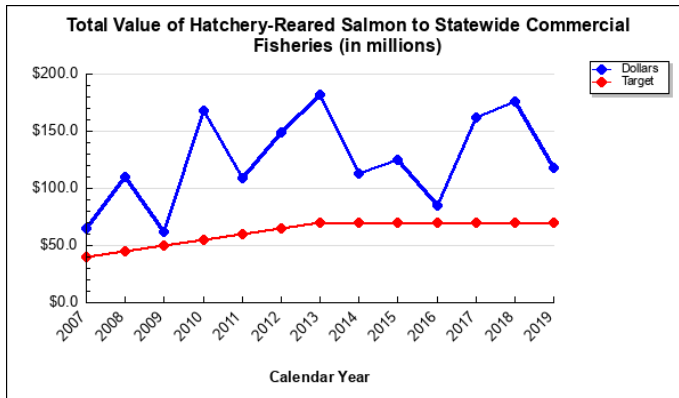
Core Services

- Business Financing
- Inter-Agency Services
- Financial Management

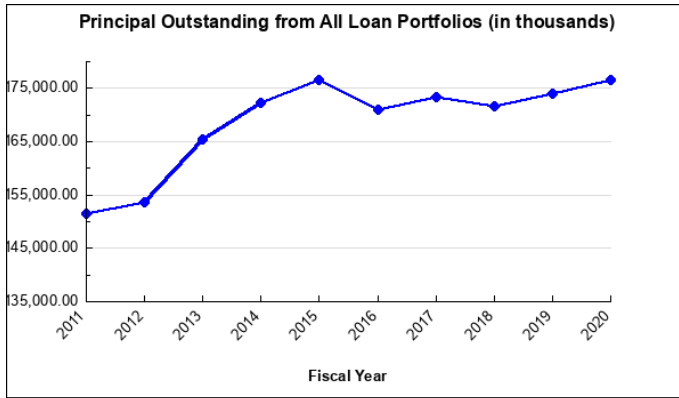
## Measures by Core Service

(Additional performance information is available on the web at <https://omb.alaska.gov/results>.)

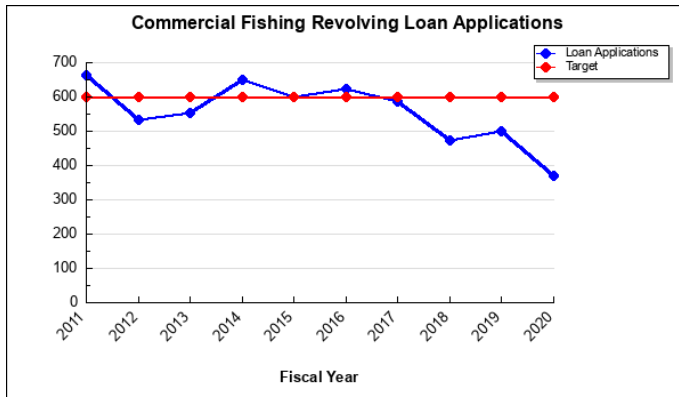
### 1. Business Financing



### 2. Inter-Agency Services



### 3. Financial Management



## Major Component Accomplishments in 2020

- Provided patient capital to stimulate business development, job creation, and resident ownership through direct state loan origination on 201 loans and pre-qualifications totaling \$31.1 million across ten revolving loan funds.
- Serviced 1,905 loans while maintaining delinquency rates less than the national average for commercial and industrial loans.
- Created or retained 664 jobs through new loan requests, assumptions, and extensions.

- Provided efficient loan servicing in portfolios for the Alaska Industrial Development and Export Authority and the Division of Community and Regional Affairs.
- Salmon Enhancement Tax Distribution Program – Distributed \$6.8 million in enhancement tax proceeds across seven qualified regional aquaculture associations.
- Regional Seafood Development Association (RSDA) Distribution Program – Distributed \$3.5 million in seafood development tax proceeds to two RSDAs.
- Provided training, counseling, and informational materials to solve “greying of the fleet” issues and attract the next generation of residents to Alaska’s aging commercial fishing fleet.
- Salmon hatcheries supported by the Fishery Enhancement Revolving Loan Fund contributed \$118 million in ex-vessel value to commercial fishermen, comprising 25% of the total harvest.
- Assisted 46 resident Alaskans to enter new fisheries to promote a predominately resident commercial fishing fleet.
- Provided direct assistance on the AK CARES program, including grant application review, applicant assistance, and grant approval.

### **Key Component Challenges**

The Alaska commercial fishing industry continues to experience regional biological and economic volatility. This volatility is exacerbated by global market forces that have been made worse by the COVID-19 global pandemic.

The Commercial Fishing Revolving Loan Fund (CFRLF) and Fisheries Enhancement Revolving Loan Fund (FERLF) are the largest programs and the source of most non-general fund revenue to the component. These funds are key components to keeping Alaska’s fisheries healthy and the fleet predominately resident. However, the disastrous 2016 salmon season, regional fisheries volatility in 2017, weak salmon returns in 2018, regional volatility in 2019, and erratic returns in 2020 continue to present challenges for sectors of the resident fleet. The division works closely with borrowers and focuses on being responsive to industry needs. The division expects continued challenges as it works to address the needs of individual harvesters and salmon hatcheries that are experiencing financial difficulties, while protecting the state’s investment. The funds have a well-established capital base that will allow for absorption of economic shocks while maintaining a sustained loan demand in order to provide industry stability.

Alaska’s commercial fishing industry is a significant part of Alaska’s economy, and the seafood industry is Alaska’s most valuable renewable resource. The industry creates meaningful, long-term employment and provides much needed economic diversification. The division will continue to devote resources to assist the fleet during these turbulent times. The division has been coordinating with other state agencies, industry groups, and stakeholders to provide information and education on the opportunities available through state loan programs.

Alaska’s economy is experiencing significant negative impacts as a result of the COVID-19 pandemic. Many small businesses may shutter without financial assistance. The division’s revolving loan funds are uniquely designed to provide patient capital that may allow some businesses to survive. The division will devote staff resources to get the word out about financing opportunities available for small businesses and assemble financing packages that will work for small businesses while protecting the state’s interests.

### **Significant Changes in Results to be Delivered in FY2022**

No significant changes are anticipated.

### **Statutory and Regulatory Authority**

AS 16.10.300 -.370	Commercial Fishing Loan Act
AS 16.10.500 -.560	Fisheries Enhancement Loan Program
AS 26.15.010 -.170	Veterans’ Loans
AS 27.09.010 -.060	Mining Loan Fund
AS 44.29.210 -.230	Alcoholism and Drug Abuse Revolving Loan Fund
AS 44.33	Department of Commerce, Community, and Economic Development
AS 44.33.020	Duties of the Department
AS 44.33.240 -.275	Child Care Facility Revolving Loan Fund
AS 44.33.650 - 690	Alaska Capstone Avionics Revolving Loan Fund

AS 44.33.700 -.790	Rural Development
AS 44.88.400 -.430	Small Business Economic Development Revolving Loan Fund
AS 44.88.600 -.900	Rural Development Initiative Fund
AS 45.81.100 -.190	Tourism Revolving Loan Fund
AS 45.81.200 -.290	Small Business Loan Program
AS 45.88.010 -.050	Alternative Energy Revolving Loan Fund
AS 45.88.100 -.190	Residential Energy Conservation Fund
AS 45.98.010 -.070	Historical District Revolving Loan Fund
3 AAC 41.010 -.900	Veteran's Loan Assumptions
3 AAC 77.010 -.900	Repossessed Property
3 AAC 78.010 -.900	Alternative Energy Loan Act
3 AAC 79.010 -.900	Residential Energy Conservation Loans
3 AAC 80.010 -.900	Commercial Fishing Loans
3 AAC 82.010 -.900	Child Care Facility Loan Fund
3 AAC 83.010 -.900	Historical District Loans
3 AAC 84.010 -.900	Tourist Industry Loan Assumptions Alaska (Repealed)
3 AAC 86.010 -.900	Small Business Loan Assumptions
3 AAC 87.010 -.900	Mining Loans
3 AAC 89.010 -.900	Fisheries Enhancement Tax Appropriations
3 AAC 99.800 -.820	Small Business Economic Development Loan Program
3 AAC 170.010 -.900	Rural Development Initiative Fund

Contact Information
<p><b>Contact:</b> Jim Andersen, Division Operations Manager <b>Phone:</b> (907) 465-2510 <b>E-mail:</b> jim.andersen@alaska.gov</p>

Investments Personal Services Information				
Authorized Positions			Personal Services Costs	
	<u>FY2021</u> <u>Management</u> <u>Plan</u>	<u>FY2022</u> <u>Governor</u>		
Full-time	37	37	Annual Salaries	2,577,668
Part-time	0	0	COLA	21,606
Nonpermanent	0	0	Premium Pay	0
			Annual Benefits	1,594,040
			<i>Less 5.90% Vacancy Factor</i>	<i>(247,314)</i>
			Lump Sum Premium Pay	0
<b>Totals</b>	<b>37</b>	<b>37</b>	<b>Total Personal Services</b>	<b>3,946,000</b>

Position Classification Summary					
Job Class Title	Anchorage	Fairbanks	Juneau	Others	Total
Accountant III	0	0	1	0	1
Accountant IV	0	0	1	0	1
Accounting Technician I	0	0	2	0	2
Accounting Technician II	0	0	3	0	3
Accounting Technician III	0	0	3	0	3
Administrative Assistant II	0	0	1	0	1
Administrative Officer II	0	0	1	0	1
Division Operations Manager	0	0	1	0	1
Loan Closer/Processor II	0	0	5	0	5
Loan Closer/Processor III	0	0	1	0	1
Loan/Collection Manager	0	0	1	0	1
Loan/Collection Officer I	0	0	1	0	1
Loan/Collection Officer II	2	0	6	0	8
Loan/Collection Officer III	1	0	2	0	3
Office Assistant I	0	0	1	0	1
Office Assistant II	1	0	2	0	3
Office Assistant III	0	0	1	0	1
<b>Totals</b>	<b>4</b>	<b>0</b>	<b>33</b>	<b>0</b>	<b>37</b>

**Component Detail All Funds**  
**Department of Commerce, Community, and Economic Development**

**Component:** Investments (383)  
**RDU:** Investments (122)

Non-Formula Component

	FY2020 Actuals	FY2021 Conference Committee	FY2021 Authorized	FY2021 Management Plan	FY2022 Governor	FY2021 Management Plan vs FY2022 Governor	
71000 Personal Services	3,168.8	3,924.7	3,924.7	3,924.7	3,946.0	21.3	0.5%
72000 Travel	17.5	41.1	41.1	41.1	41.1	0.0	0.0%
73000 Services	850.9	1,217.8	1,217.8	1,217.8	1,217.8	0.0	0.0%
74000 Commodities	18.9	105.0	105.0	105.0	105.0	0.0	0.0%
75000 Capital Outlay	0.0	14.2	14.2	14.2	14.2	0.0	0.0%
77000 Grants, Benefits	0.0	0.0	0.0	0.0	0.0	0.0	0.0%
78000 Miscellaneous	0.0	0.0	0.0	0.0	0.0	0.0	0.0%
<b>Totals</b>	<b>4,056.1</b>	<b>5,302.8</b>	<b>5,302.8</b>	<b>5,302.8</b>	<b>5,324.1</b>	<b>21.3</b>	<b>0.4%</b>
<b>Fund Sources:</b>							
1036 Cm Fish Ln (DGF)	3,315.9	4,450.0	4,450.0	4,450.0	4,468.0	18.0	0.4%
1070 Fish En Ln (DGF)	464.0	629.9	629.9	629.9	632.4	2.5	0.4%
1074 Bulk Fuel (DGF)	42.3	57.1	57.1	57.1	57.3	0.2	0.4%
1164 RDIF (DGF)	49.9	60.0	60.0	60.0	60.2	0.2	0.3%
1170 SmBusEDRLF (DGF)	46.5	56.8	56.8	56.8	57.0	0.2	0.4%
1209 Capstone (DGF)	101.5	0.0	0.0	0.0	0.0	0.0	0.0%
1223 CharterRLF (DGF)	14.4	19.5	19.5	19.5	19.6	0.1	0.5%
1224 MaricuRLF (DGF)	14.4	19.8	19.8	19.8	19.9	0.1	0.5%
1227 MicroRLF (DGF)	7.2	9.7	9.7	9.7	9.7	0.0	0.0%
<b>Unrestricted General (UGF)</b>	<b>0.0</b>	<b>0.0</b>	<b>0.0</b>	<b>0.0</b>	<b>0.0</b>	<b>0.0</b>	<b>0.0%</b>
<b>Designated General (DGF)</b>	<b>4,056.1</b>	<b>5,302.8</b>	<b>5,302.8</b>	<b>5,302.8</b>	<b>5,324.1</b>	<b>21.3</b>	<b>0.4%</b>
<b>Other Funds</b>	<b>0.0</b>	<b>0.0</b>	<b>0.0</b>	<b>0.0</b>	<b>0.0</b>	<b>0.0</b>	<b>0.0%</b>
<b>Federal Funds</b>	<b>0.0</b>	<b>0.0</b>	<b>0.0</b>	<b>0.0</b>	<b>0.0</b>	<b>0.0</b>	<b>0.0%</b>
<b>Positions:</b>							
Permanent Full Time	37	37	37	37	37	0	0.0%
Permanent Part Time	0	0	0	0	0	0	0.0%
Non Permanent	1	0	0	0	0	0	0.0%

**Change Record Detail - Multiple Scenarios with Descriptions**  
**Department of Commerce, Community, and Economic Development**

**Component:** Investments (383)  
**RDU:** Investments (122)

Scenario/Change Record Title	Trans Type	Totals	Personal Services	Travel	Services	Commodities	Capital Outlay	Grants, Benefits	Miscellaneous	Positions		NP
										PFT	PPT	
***** Changes From FY2021 Conference Committee To FY2021 Authorized *****												
<b>Conference Committee</b>												
	ConfCom	5,302.8	3,924.7	41.1	1,217.8	105.0	14.2	0.0	0.0	37	0	0
1036 Cm Fish Ln		4,450.0										
1070 Fish En Ln		629.9										
1074 Bulk Fuel		57.1										
1164 RDIF		60.0										
1170		56.8										
SmBusEDRLF												
1223 CharterRLF		19.5										
1224 MariculRLF		19.8										
1227 MicroRLF		9.7										
<b>Subtotal</b>		<b>5,302.8</b>	<b>3,924.7</b>	<b>41.1</b>	<b>1,217.8</b>	<b>105.0</b>	<b>14.2</b>	<b>0.0</b>	<b>0.0</b>	<b>37</b>	<b>0</b>	<b>0</b>
***** Changes From FY2021 Management Plan To FY2022 Governor *****												
<b>FY2022 Salary Adjustments</b>												
	SalAdj	21.3	21.3	0.0	0.0	0.0	0.0	0.0	0.0	0	0	0
1036 Cm Fish Ln		18.0										
1070 Fish En Ln		2.5										
1074 Bulk Fuel		0.2										
1164 RDIF		0.2										
1170		0.2										
SmBusEDRLF												
1223 CharterRLF		0.1										
1224 MariculRLF		0.1										
FY2022 1% COLA for ASEA/General Government (GG/GP/GY/GZ): \$21.3.												
<b>Totals</b>		<b>5,324.1</b>	<b>3,946.0</b>	<b>41.1</b>	<b>1,217.8</b>	<b>105.0</b>	<b>14.2</b>	<b>0.0</b>	<b>0.0</b>	<b>37</b>	<b>0</b>	<b>0</b>



**Line Item Detail (1676)**  
**Department of Commerce, Community, and Economic Development**  
**Travel**

**Component:** Investments (383)

Line Number	Line Name		FY2020 Actuals	FY2021 Management Plan	FY2022 Governor
2000	Travel		17.5	41.1	41.1
Object Class	Servicing Agency	Explanation	FY2020 Actuals	FY2021 Management Plan	FY2022 Governor
<b>2000 Travel Detail Totals</b>			<b>17.5</b>	<b>41.1</b>	<b>41.1</b>
2000	In-State Employee Travel	In-State Transportation - Transportation costs for travel relating to administration, meetings, boards and commissions.	10.7	21.1	21.1
2002	Out of State Employee Travel	Out-of-State Transportation - Transportation costs for travel relating to administration, meetings, boards and commissions.	6.8	20.0	20.0

**Line Item Detail (1676)**  
**Department of Commerce, Community, and Economic Development**  
**Services**

**Component:** Investments (383)

Line Number	Line Name		FY2020 Actuals	FY2021 Management Plan	FY2022 Governor
3000	Services		850.9	1,217.8	1,217.8
Object Class	Servicing Agency	Explanation	FY2020 Actuals	FY2021 Management Plan	FY2022 Governor
<b>3000 Services Detail Totals</b>			<b>850.9</b>	<b>1,217.8</b>	<b>1,217.8</b>
3000	Education Services	Training, educational conferences, agency memberships, tuition, books and fees for work-related courses.	0.1	3.2	3.2
3001	Financial Services	Accounting, auditing, management consulting, grantee monitoring, loan servicing and insurance related services.	11.0	36.0	36.0
3003	Information Technology	Information Technology - Training, consulting, equipment and software leases, licensing and maintenance.	0.0	2.0	2.0
3004	Telecommunications	Local, long distance, and cellular telephone charges, television, data/network, telecommunication equipment, and other wireless charges from outside vendors.	0.7	2.0	2.0
3006	Delivery Services	Freight, courier services, and postage.	3.0	0.5	0.5
3007	Advertising and Promotions	Advertising, promotions and legal notices.	4.3	3.0	3.0
3008	Utilities	Electricity, heating fuel, water, sewage and disposal services.	0.0	1.0	1.0
3009	Structure/Infrastructure/Land	Structure, infrastructure and land repairs, maintenance, rentals and leases.	4.3	7.0	7.0
3010	Equipment/Machinery	Machinery, furniture and equipment purchase, repairs, maintenance, rentals, and leases.	5.7	10.0	10.0

**Line Item Detail (1676)**  
**Department of Commerce, Community, and Economic Development**  
**Services**

**Component:** Investments (383)

Object Class		Servicing Agency	Explanation	FY2020 Actuals	FY2021 Management Plan	FY2022 Governor
<b>3000 Services Detail Totals</b>				<b>850.9</b>	<b>1,217.8</b>	<b>1,217.8</b>
3011	Other Services		Other services, including printer/copy machine services, printing services, and State Travel Office fees.	6.3	15.0	15.0
3017	Inter-Agency Information Technology Non-Telecommunications	Admin - Department-wide	Office of Information Technology - core services chargeback and pass-through billings for specialty licensing and other items.	118.2	130.0	130.0
3018	Inter-Agency Information Technology Telecommunications	Admin - Department-wide	Office of Information Technology - telecommunications chargeback.	15.2	15.0	15.0
3019	Inter-Agency Storage	Admin - Department-wide	Storage services, including archiving records and storage supplies.	0.0	5.0	5.0
3021	Inter-Agency Mail	Admin - Department-wide	Shared Services of Alaska - Pro-rated share of expenses relating to central mailroom support and services.	16.5	30.0	30.0
3022	Inter-Agency Human Resources	Admin - Department-wide	Division of Personnel and Labor Relations - Human resource and personnel services.	26.5	30.0	30.0
3023	Inter-Agency Building Leases	Commerce - DCCED State Facilities Rent (2472)	State-owned facility space rent: Juneau State Office Building.	82.7	85.0	85.0
3023	Inter-Agency Building Leases	Commerce - DCCED State Facilities Rent (2472)	State-owned facility space rent: Atwood Building.	10.8	15.0	15.0
3023	Inter-Agency Building Leases	Commerce - DCCED State Facilities Rent (2472)	State-owned facility space rent: Linn Pacillo Parking Garage.	1.9	5.0	5.0
3024	Inter-Agency Legal	Law - Department-wide	Regulations review and legal services.	11.6	11.0	11.0
3026	Inter-Agency Insurance	Admin - Department-wide	Division of Risk Management - Risk management insurance charges for leased buildings, repossessed properties, public official bonds, and overhead.	0.8	15.0	15.0
3027	Inter-Agency Financial	Admin - Department-wide	Division of Finance - Computer	7.4	7.0	7.0

**Line Item Detail (1676)**  
**Department of Commerce, Community, and Economic Development**  
**Services**

**Component:** Investments (383)

Object Class	Servicing Agency	Explanation	FY2020 Actuals	FY2021 Management Plan	FY2022 Governor
<b>3000 Services Detail Totals</b>			<b>850.9</b>	<b>1,217.8</b>	<b>1,217.8</b>
		services for State accounting (IRIS), payroll (IRIS HRM), and reporting (ALDER) systems.			
3028	Inter-Agency Americans with Disabilities Act Compliance	Admin - Department-wide Americans with Disabilities Act (ADA) enforcement.	0.3	2.0	2.0
3037	State Equipment Fleet	Trans - Department-wide State equipment fleet services.	2.2	4.0	4.0
3038	Inter-Agency Management/Consulting	Commerce - Administrative Services (1028) Administrative Services support.	451.6	654.1	654.1
3038	Inter-Agency Management/Consulting	Commerce - Commissioner's Office (1027) Commissioner's Office support.	69.8	130.0	130.0

**Line Item Detail (1676)**  
**Department of Commerce, Community, and Economic Development**  
**Commodities**

**Component:** Investments (383)

Line Number	Line Name		FY2020 Actuals	FY2021 Management Plan	FY2022 Governor
4000	Commodities		18.9	105.0	105.0
Object Class	Servicing Agency	Explanation	FY2020 Actuals	FY2021 Management Plan	FY2022 Governor
<b>4000 Commodities Detail Totals</b>			<b>18.9</b>	<b>105.0</b>	<b>105.0</b>
4000	Business	Supplies for office, library, training, and instructional needs, including small equipment, tools and subscriptions.	18.9	104.0	104.0
4011	Electrical	Electrical services.	0.0	1.0	1.0

**Line Item Detail (1676)**  
**Department of Commerce, Community, and Economic Development**  
**Capital Outlay**

**Component:** Investments (383)

Line Number	Line Name		FY2020 Actuals	FY2021 Management Plan	FY2022 Governor
5000	Capital Outlay		0.0	14.2	14.2
Object Class	Servicing Agency	Explanation	FY2020 Actuals	FY2021 Management Plan	FY2022 Governor
<b>5000 Capital Outlay Detail Totals</b>			<b>0.0</b>	<b>14.2</b>	<b>14.2</b>
5004	Equipment	Equipment and furniture.	0.0	14.2	14.2

**Inter-Agency Services (1682)**

**Department of Commerce, Community, and Economic Development**

**Component:** Investments (383)

	FY2020 Actuals	FY2021 Management Plan	FY2022 Governor
<b>Component Totals</b>	<b>815.5</b>	<b>1,138.1</b>	<b>1,138.1</b>
With Department of Administration	184.9	234.0	234.0
With Department of Commerce, Community, and Economic Development	616.8	889.1	889.1
With Department of Law	11.6	11.0	11.0
With Department of Transportation/Public Facilities	2.2	4.0	4.0

<b>Object Class</b>	<b>Servicing Agency</b>	<b>Explanation</b>	<b>FY2020 Actuals</b>	<b>FY2021 Management Plan</b>	<b>FY2022 Governor</b>
3017 Inter-Agency Information Technology Non-Telecommunications	Admin - Department-wide	Office of Information Technology - core services chargeback and pass-through billings for specialty licensing and other items.	118.2	130.0	130.0
3018 Inter-Agency Information Technology Telecommunications	Admin - Department-wide	Office of Information Technology - telecommunications chargeback.	15.2	15.0	15.0
3019 Inter-Agency Storage	Admin - Department-wide	Storage services, including archiving records and storage supplies.	0.0	5.0	5.0
3021 Inter-Agency Mail	Admin - Department-wide	Shared Services of Alaska - Pro-rated share of expenses relating to central mailroom support and services.	16.5	30.0	30.0
3022 Inter-Agency Human Resources	Admin - Department-wide	Division of Personnel and Labor Relations - Human resource and personnel services.	26.5	30.0	30.0
3023 Inter-Agency Building Leases	Commerce - DCCED State Facilities Rent (2472)	State-owned facility space rent: Juneau State Office Building.	82.7	85.0	85.0
3023 Inter-Agency Building Leases	Commerce - DCCED State Facilities Rent (2472)	State-owned facility space rent: Atwood Building.	10.8	15.0	15.0
3023 Inter-Agency Building Leases	Commerce - DCCED State Facilities Rent (2472)	State-owned facility space rent: Linny Pacillo Parking Garage.	1.9	5.0	5.0
3024 Inter-Agency Legal	Law - Department-wide	Regulations review and legal services.	11.6	11.0	11.0

**Inter-Agency Services (1682)**

**Department of Commerce, Community, and Economic Development**

**Component:** Investments (383)

<b>Object Class</b>	<b>Servicing Agency</b>	<b>Explanation</b>	<b>FY2020 Actuals</b>	<b>FY2021 Management Plan</b>	<b>FY2022 Governor</b>
3026 Inter-Agency Insurance	Admin - Department-wide	Division of Risk Management - Risk management insurance charges for leased buildings, repossessed properties, public official bonds, and overhead.	0.8	15.0	15.0
3027 Inter-Agency Financial	Admin - Department-wide	Division of Finance - Computer services for State accounting (IRIS), payroll (IRIS HRM), and reporting (ALDER) systems.	7.4	7.0	7.0
3028 Inter-Agency Americans with Disabilities Act Compliance	Admin - Department-wide	Americans with Disabilities Act (ADA) enforcement.	0.3	2.0	2.0
3037 State Equipment Fleet	Trans - Department-wide	State equipment fleet services.	2.2	4.0	4.0
3038 Inter-Agency Management/Consulting	Commerce - Administrative Services (1028)	Administrative Services support.	451.6	654.1	654.1
3038 Inter-Agency Management/Consulting	Commerce - Commissioner's Office (1027)	Commissioner's Office support.	69.8	130.0	130.0



**Personal Services Expenditure Detail**  
**Department of Commerce, Community, and Economic Development**

**Scenario:** FY2022 Governor (17280)  
**Component:** Investments (383)  
**RDU:** Investments (122)

PCN	Job Class Title	Time Status	Retire Code	Barg Unit	Location	Salary Sched	Range / Step	Comp Months	Split / Count	Annual Salaries	COLA	Premium Pay	Annual Benefits	Total Costs	UGF Amount
08-124X	Division Director - Px	FT	A	XE	Anchorage	N00	27J	11.0	*	116,402	0	0	56,927	173,329	0
08-1268	Loan/Collection Officer II	FT	A	GP	Anchorage	200	18J / K	12.0		76,256	1,023	0	44,862	122,141	0
08-9008	Administrative Officer II	FT	A	SS	Juneau	205	19L	12.0		93,475	0	0	50,789	144,264	0
08-9012	Loan Closer/Processor II	FT	A	GP	Juneau	205	12C / D	12.0		45,266	607	0	34,267	80,140	0
08-9015	Accounting Technician II	FT	A	GP	Juneau	205	14C / D	12.0		52,475	704	0	36,732	89,911	0
08-9019	Accounting Technician II	FT	A	GP	Juneau	205	14C / D	12.0		51,695	694	0	36,465	88,854	0
08-9021	Loan Closer/Processor II	FT	A	GP	Juneau	205	12G / J	12.0		52,748	708	0	36,825	90,281	0
08-9025	Loan/Collection Officer II	FT	A	GP	Juneau	205	18L / M	12.0		86,406	1,159	0	48,333	135,898	0
08-9026	Accounting Technician I	FT	A	GP	Juneau	205	12D	12.0		45,728	614	0	34,425	80,767	0
08-9028	Accounting Technician II	FT	A	GP	Juneau	205	14C / D	12.0		52,475	704	0	36,732	89,911	0
08-9036	Accounting Technician III	FT	A	GP	Juneau	205	16B / C	12.0		57,527	772	0	38,459	96,758	0
08-9038	Loan/Collection Officer II	FT	A	GP	Juneau	205	18G / J	12.0		79,853	1,072	0	46,092	127,017	0
08-9039	Accountant III	FT	A	GP	Juneau	205	18C / D	12.0		69,381	931	0	42,512	112,824	0
08-9041	Loan/Collection Officer II	FT	A	GP	Juneau	205	18C / D	12.0		68,326	917	0	42,151	111,394	0
08-9047	Accounting Technician I	FT	A	GP	Juneau	205	12C / D	12.0		45,728	614	0	34,425	80,767	0
08-9048	Accountant IV	FT	A	SS	Juneau	205	20F / J	12.0		93,540	0	0	50,812	144,352	0
08-9049	Accounting Technician III	FT	A	SS	Juneau	605	16F / J	12.0		69,458	0	0	42,578	112,036	0
08-9050	Division Operations Manager	FT	A	SS	Juneau	205	24M / N	12.0		137,926	0	0	65,987	203,913	0
08-9051	Administrative Assistant II	FT	A	GP	Juneau	205	14L / M	12.0		64,906	871	0	40,982	106,759	0
08-9052	Office Assistant II	FT	A	GP	Juneau	205	10C / D	12.0		40,463	543	0	32,625	73,631	0
08-9055	Loan Closer/Processor II	FT	A	GP	Juneau	205	12C / D	12.0		45,728	614	0	34,425	80,767	0
08-9057	Office Assistant I	FT	A	GP	Juneau	205	8C / D	12.0		35,900	482	0	31,065	67,447	0
08-9058	Loan/Collection Officer II	FT	A	GP	Juneau	205	18C / D	12.0		69,381	931	0	42,512	112,824	0
08-9059	Loan/Collection Officer II	FT	A	GP	Juneau	205	18B / C	12.0		66,333	890	0	41,470	108,693	0
08-9060	Loan Closer/Processor III	FT	A	SS	Juneau	605	14D / E	12.0		57,476	0	0	38,481	95,957	0
08-9061	Loan/Collection Officer III	FT	A	SS	Juneau	205	20C / D	12.0		84,926	0	0	47,866	132,792	0
08-9062	Loan/Collection Manager	FT	A	SS	Juneau	205	22M / N	12.0		118,592	0	0	59,377	177,969	0
08-9065	Office Assistant II	FT	A	GP	Juneau	205	10C / D	12.0		40,086	538	0	32,496	73,120	0
08-9068	Office Assistant II	FT	A	GP	Anchorage	200	10G / J	12.0		42,530	571	0	33,331	76,432	0
08-9069	Loan/Collection Officer III	FT	A	SS	Anchorage	200	20J / K	12.0		92,002	0	0	50,286	142,288	0
08-9071	Loan Closer/Processor II	FT	A	GP	Juneau	205	12B / C	12.0		44,224	593	0	33,911	78,728	0
08-9074	Loan/Collection Officer III	FT	A	SS	Juneau	205	20M / N	12.0		103,824	0	0	54,328	158,152	0
08-9075	Office Assistant III	FT	A	GP	Juneau	205	11K / L	12.0		51,724	694	0	36,475	88,893	0
08-9076	Accounting Technician III	FT	A	GP	Juneau	99	16N	12.0		80,588	1,081	0	46,343	128,012	0
08-9078	Loan Closer/Processor II	FT	A	GP	Juneau	205	12C / D	12.0		45,439	610	0	34,326	80,375	0
08-9079	Loan/Collection Officer I	FT	A	GP	Juneau	205	16A / B	12.0		56,394	757	0	38,071	95,222	0
08-9083	Loan/Collection Officer II	FT	A	GP	Juneau	205	18F / G	12.0		76,401	1,025	0	44,912	122,338	0

Note: If a position is split, an asterisk (\*) will appear in the Split/Count column. If the split position is also counted in the component, two asterisks (\*\*) will appear in this column. [No valid job title] appearing in the Job Class Title indicates that the PCN has an invalid class code or invalid range for the class code effective date of this scenario.

**Personal Services Expenditure Detail**  
**Department of Commerce, Community, and Economic Development**

**Scenario:** FY2022 Governor (17280)  
**Component:** Investments (383)  
**RDU:** Investments (122)

PCN	Job Class Title	Time Status	Retire Code	Barg Unit	Location	Salary Sched	Range / Step	Comp Months	Split / Count	Annual Salaries	COLA	Premium Pay	Annual Benefits	Total Costs	UGF Amount
08-9086	Loan/Collection Officer II	FT	A	GP	Anchorage	200	18C / D	12.0		66,086	887	0	41,385	108,358	0
													<b>Total Salary Costs:</b>	2,577,668	
													<b>Total COLA:</b>	21,606	
													<b>Total Premium Pay:</b>	0	
													<b>Total Benefits:</b>	1,594,040	
													<b>Total Pre-Vacancy:</b>	4,193,314	
													<b>Minus Vacancy Adjustment of 5.90%:</b>	(247,314)	
													<b>Total Post-Vacancy:</b>	3,946,000	
													<b>Plus Lump Sum Premium Pay:</b>	0	
													<b>Personal Services Line 100:</b>	3,946,000	
<b>Total Component Months:</b>		455.0													

<b>PCN Funding Sources:</b>	<b>Pre-Vacancy</b>	<b>Post-Vacancy</b>	<b>Percent</b>
1036 Commercial Fishing Loan Fund	3,534,544	3,326,083	84.29%
1070 Fisheries Enhancement Revolving Loan Fund	486,005	457,341	11.59%
1074 Bulk Fuel Revolving Loan Fund	44,030	41,433	1.05%
1164 Rural Development Initiative Fund	46,126	43,406	1.10%
1170 Small Business Economic Development Revolving Loan Fund	44,030	41,433	1.05%
1223 Commercial Charter Fisheries RLF	15,515	14,600	0.37%
1224 Mariculture Revolving Loan Fund	15,515	14,600	0.37%
1227 Alaska Microloan Revolving Loan Fund	7,548	7,103	0.18%
<b>Total PCN Funding:</b>	<b>4,193,314</b>	<b>3,946,000</b>	<b>100.00%</b>

Note: If a position is split, an asterisk (\*) will appear in the Split/Count column. If the split position is also counted in the component, two asterisks (\*\*) will appear in this column. [No valid job title] appearing in the Job Class Title indicates that the PCN has an invalid class code or invalid range for the class code effective date of this scenario.

State of Alaska  
 Department of Commerce, Community and Economic Development  
 Division of Investments  
 FY2022 Governor Organization Chart

Division Director  
 PCN 08-124X  
 R27 PX Anchorage

Division Operations  
 Manager  
 PCN 08-9050  
 R24 CL Juneau

