

State of Alaska
FY2022 Governor's Operating Budget

**Department of Commerce, Community, and Economic
Development**
Insurance Operations
RDU/Component Budget Summary

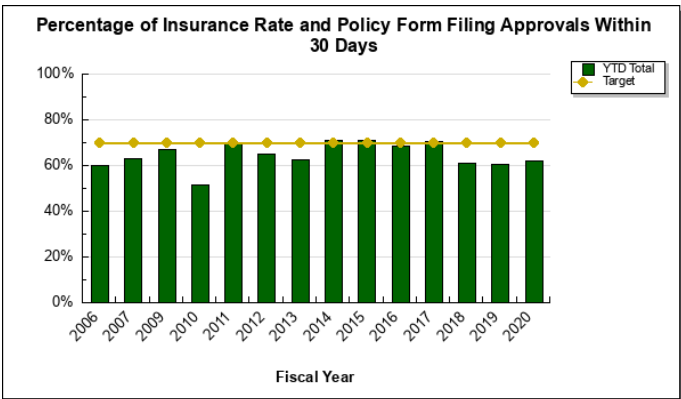
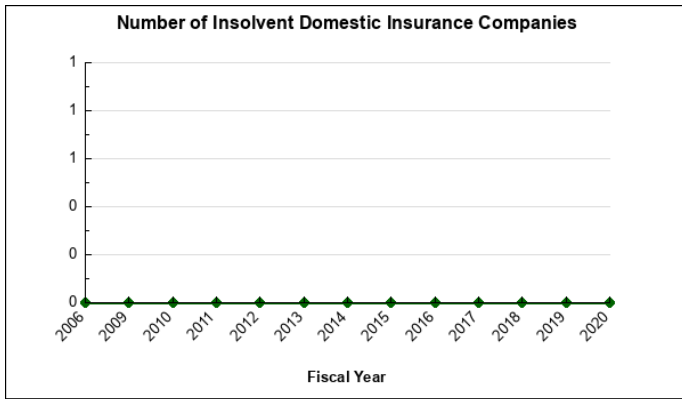
RDU/Component: Insurance Operations

Contribution to Department's Mission

Regulate the insurance industry to protect Alaskan consumers.

Results

(Additional performance information is available on the web at <https://omb.alaska.gov/results>.)



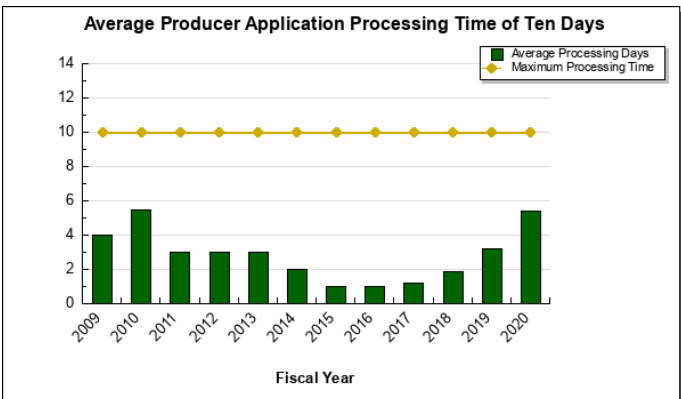
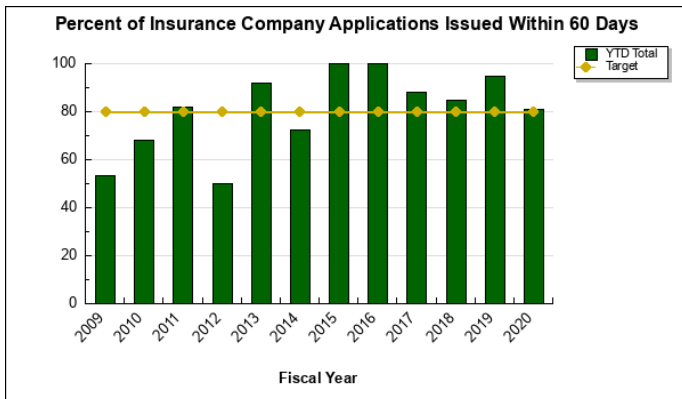
Core Services

- Licensing
- Compliance
- Investigations
- Life & Health
- Consumer Services

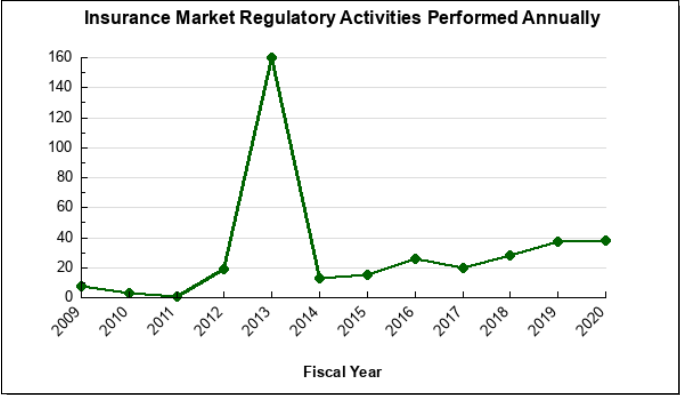
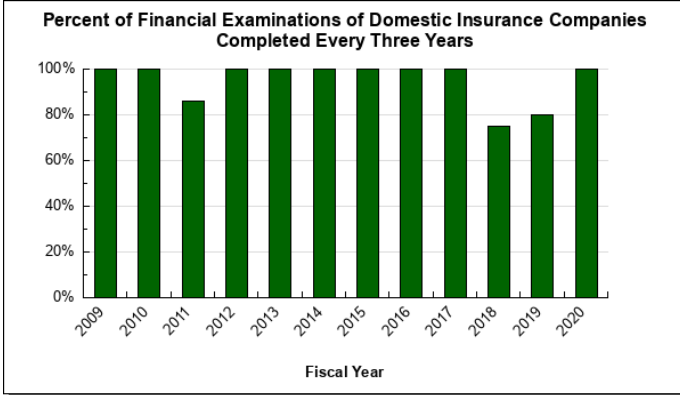
Measures by Core Service

(Additional performance information is available on the web at <https://omb.alaska.gov/results>.)

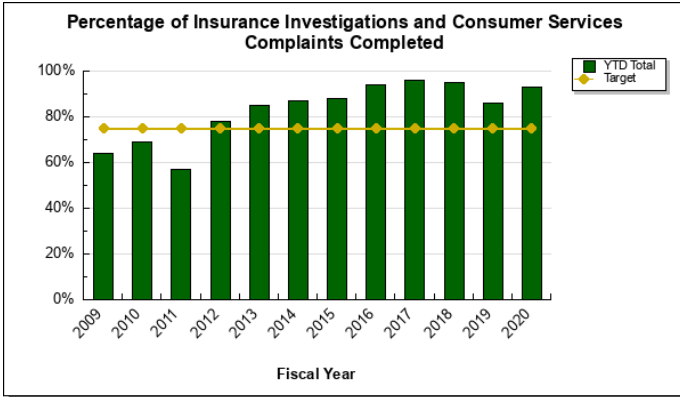
1. Licensing



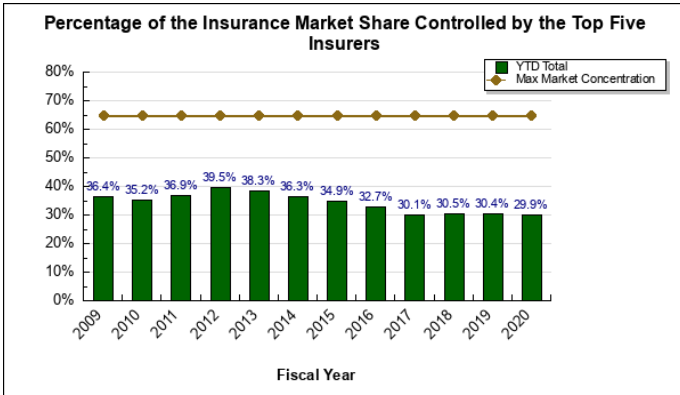
2. Compliance



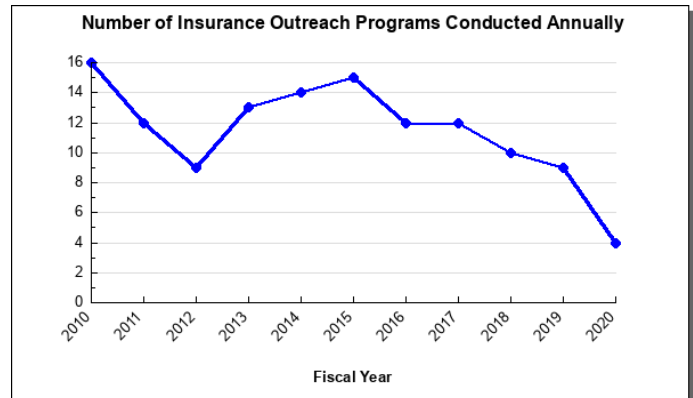
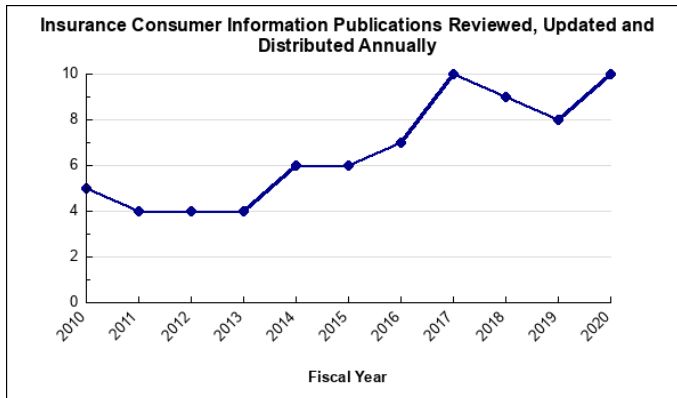
3. Investigations



4. Life & Health



5. Consumer Services



Major Component Accomplishments in 2020

- The division collected \$71 million in premium taxes, penalties and fees.
- The Financial Examinations section received annual interim accreditation from the National Association of Insurance Commissioners, and completed all triennial financial examinations on time.
- The Investigative section successfully prosecuted six cases in Alaska State Court and recovered \$801,601 for the public and state.
- The Alaska Reinsurance Program received \$76.7 million in federal funding to reduce premiums and stabilize the individual health care market.
- The Licensing section supervisor oversaw the implementation of a new back office database system (SBS SOLAR) that aggregated several previously separated systems for the entire division. The new system provides the licensing section with one location to receive, process, and approve or deny licensing and continuing education applications which has improved our efficiency. It also allows for collaboration with consumer services, investigations and more.
- The division successfully promulgated a new regulation with a definition of individual life policies for the lower tax rate for large life premiums. This reduces the number of companies claiming the lower tax rate, which increases the amount of tax collected.
- Using a Centers for Medicare and Medicaid Services grant, the division completed a report on the *Affordability and Accessibility of Health Insurance in Alaska*.
- At the onset of the COVID-19 pandemic in March 2020, the division issued multiple orders to protect consumers and streamline access to healthcare.

Key Component Challenges

Affordable Care Act

The division continues to devote significant time and resources to ongoing implementation of the Affordable Care Act (ACA). Efforts include analyzing federal regulation and guidance documents; developing filing guidance for insurers; reviewing and approving health insurance rate and form filings; working with the CMS for the approval of rate and form filings, responding to surveys, media, and consumer inquiries; and monitoring the financial health of insurers with ACA plans. The division will continue to respond to the changes and inquiries of the CMS and the Center for Consumer Information & Insurance Oversight related to the ACA and will be responsive to the impact on Alaska consumers.

The division has spent considerable staff time analyzing federal healthcare policy reform. Life and Health section staff have worked closely with the Governor’s Office and Alaska’s congressional delegation to provide analysis of the impact of ACA “Repeal and Replace” efforts on Alaska’s individual healthcare market. If Congress is successful with its efforts to repeal and replace ACA, Alaska’s insurance market could be significantly impacted, and the division would be challenged to implement new requirements to protect consumers and ensure the stability of Alaska’s health care insurance market.

Compliance and Market Regulation

Market conduct examinations, analyses, and investigations are used to assess compliance with the law, identify best practices, and correct behavior. The Division of Insurance performs its own market conduct examinations and participates in multi-state examinations. Market regulations is expanding beyond using market conduct examinations as the primary method of resolving market conduct issues. In FY2020, the division continued to review various group types eligible for life and health insurance. Federal regulations and creative and innovative efforts by businesses have created challenges to confirming compliance with group statutes. Staff training and expertise in state and federal group insurance law and corporate structure are challenges when using limited resources.

Health Care Insurance Costs

While the individual market experienced some relief, Alaska's high health care insurance costs continue to be a significant challenge for the division. This challenge is amplified in the small group market, and small businesses are experiencing negative effects because of the high costs. The COVID-19 pandemic has created additional challenges as providers across the state struggled due to patients delaying non-emergent visits. The state experienced a surge in telemedicine. The division is actively involved in Operation Warp Speed, and the director leads the payers group for the COVID-19 vaccine.

Licensing

The Licensing section continues to work toward revising the independent adjuster laws in the state. The division's goal is to adopt the NAIC Adjuster Licensing Best Practices, which would provide uniformity amongst states for licensing of independent adjusters. As it stands, many adjuster applications still need to be submitted via paper which takes additional processing time and puts us behind in our other processing. Additionally, the division is facing a potential constitutional challenge to the statutory requirement that Title Insurance Limited Producers be residents of this state. If that requirement is repealed the section has the potential to be inundated with nonresident applications that may be difficult to keep up with in addition to the thousands of applications that are already received.

Property & Casualty

Property and Casualty section staff have attended market conduct exam trainings during the year. However, increased staff turnover has limited the training needed to obtain designations required to perform market conduct exams. Property and Casualty market conduct exams have been coordinated between the division and contracted consultants.

Significant Changes in Results to be Delivered in FY2022**1332 Innovation Waiver**

The division was awarded an ACA State Innovation Waiver in conjunction with the Alaska Reinsurance Program (ARP). The federal waiver was valid for five years (calendar years 2018-2022). The \$322 million federal award to the ARP has been instrumental in stabilizing Alaska's individual health market. The division will need to reapply or extend its existing program. Applications are rigorous, time-consuming and expensive. They must contain actuarial studies, economic studies, and the division must hold public comment periods. The division is contemplating if restructuring the program or simply extending it is in the best interest of consumers.

Statutory and Regulatory Authority

AS 21 Insurance
3 AAC 21 to 31 Insurance

Contact Information
Contact: Lori Wing-Heier, Director Phone: (907) 269-7896 E-mail: lori.wing-heier@alaska.gov

Insurance Operations Personal Services Information				
Authorized Positions			Personal Services Costs	
	FY2021 Management Plan	FY2022 Governor		
Full-time	46	46	Annual Salaries	3,489,303
Part-time	0	0	COLA	29,210
Nonpermanent	0	0	Premium Pay	0
			Annual Benefits	2,057,292
			<i>Less 5.36% Vacancy Factor</i>	<i>(299,005)</i>
			Lump Sum Premium Pay	0
Totals	46	46	Total Personal Services	5,276,800

Position Classification Summary					
Job Class Title	Anchorage	Fairbanks	Juneau	Others	Total
Accounting Technician I	0	0	2	0	2
Actuary	0	0	2	0	2
Administrative Assistant II	0	0	1	0	1
Administrative Assistant III	1	0	0	0	1
Administrative Officer I	0	0	1	0	1
Consr Svc Spec	3	0	0	0	3
Consr Svc Spvr	1	0	0	0	1
Deputy Director, Insurance	0	0	1	0	1
Division Director - Px	1	0	0	0	1
Ins Fin Exam II	2	0	0	0	2
Ins Fin Examiii	1	0	0	0	1
Ins Lic Exam II	0	0	3	0	3
Insurance Financial Examiner I	2	0	0	0	2
Insurance Licensing Examiner I	0	0	1	0	1
Insurance Specialist I	2	0	1	0	3
Insurance Specialist II	2	0	2	0	4
Insurance Specialist III	2	0	2	0	4
Investigator III	3	0	0	0	3
Investigator IV	1	0	0	0	1
Office Assistant I	1	0	1	0	2
Office Assistant II	0	0	1	0	1
Program Coordinator II	0	0	2	0	2
Publications Specialist III	0	0	1	0	1
Regulations Specialist II	0	0	1	0	1
Secretary	1	0	0	0	1
Tax Auditor III	0	0	1	0	1
Totals	23	0	23	0	46

Component Detail All Funds
Department of Commerce, Community, and Economic Development

Component: Insurance Operations (354)
RDU: Insurance (116)

Non-Formula Component

	FY2020 Actuals	FY2021 Conference Committee	FY2021 Authorized	FY2021 Management Plan	FY2022 Governor	FY2021 Management Plan vs FY2022 Governor	
71000 Personal Services	4,980.1	5,248.7	5,248.7	5,248.7	5,276.8	28.1	0.5%
72000 Travel	90.9	176.8	176.8	176.8	191.8	15.0	8.5%
73000 Services	2,066.7	2,312.7	2,312.7	2,312.7	2,312.7	0.0	0.0%
74000 Commodities	36.2	59.2	59.2	59.2	59.2	0.0	0.0%
75000 Capital Outlay	0.0	35.3	35.3	35.3	35.3	0.0	0.0%
77000 Grants, Benefits	0.0	0.0	0.0	0.0	0.0	0.0	0.0%
78000 Miscellaneous	0.0	0.0	0.0	0.0	0.0	0.0	0.0%
Totals	7,173.9	7,832.7	7,832.7	7,832.7	7,875.8	43.1	0.6%
Fund Sources:							
1002 Fed Rcpts (Fed)	253.1	277.7	277.7	277.7	277.7	0.0	0.0%
1061 CIP Rcpts (Other)	33.1	239.2	239.2	239.2	239.2	0.0	0.0%
1108 Stat Desig (Other)	19.9	40.0	40.0	40.0	55.0	15.0	37.5%
1156 Rcpt Svcs (DGF)	6,867.8	7,275.8	7,275.8	7,275.8	7,303.9	28.1	0.4%
Unrestricted General (UGF)	0.0	0.0	0.0	0.0	0.0	0.0	0.0%
Designated General (DGF)	6,867.8	7,275.8	7,275.8	7,275.8	7,303.9	28.1	0.4%
Other Funds	53.0	279.2	279.2	279.2	294.2	15.0	5.4%
Federal Funds	253.1	277.7	277.7	277.7	277.7	0.0	0.0%
Positions:							
Permanent Full Time	47	46	46	46	46	0	0.0%
Permanent Part Time	0	0	0	0	0	0	0.0%
Non Permanent	0	0	0	0	0	0	0.0%

Change Record Detail - Multiple Scenarios with Descriptions
Department of Commerce, Community, and Economic Development

Component: Insurance Operations (354)
RDU: Insurance (116)

Scenario/Change Record Title	Trans Type	Totals	Personal Services	Travel	Services	Commodities	Capital Outlay	Grants, Benefits	Miscellaneous	Positions		NP
										PFT	PPT	
***** Changes From FY2021 Conference Committee To FY2021 Authorized *****												
Conference Committee												
	ConfCom	7,832.7	5,248.7	176.8	2,312.7	59.2	35.3	0.0	0.0	46	0	0
1002 Fed Rcpts		277.7										
1061 CIP Rcpts		239.2										
1108 Stat Desig		40.0										
1156 Rcpt Svcs		7,275.8										
Subtotal		7,832.7	5,248.7	176.8	2,312.7	59.2	35.3	0.0	0.0	46	0	0
***** Changes From FY2021 Management Plan To FY2022 Governor *****												
FY2022 Salary Adjustments												
	SalAdj	28.1	28.1	0.0	0.0	0.0	0.0	0.0	0.0	0	0	0
1156 Rcpt Svcs		28.1										
FY2022 1% COLA for ASEA/General Government (GG/GP/GY/GZ): \$28.1.												
Increase Statutory Designated Program Receipts for Third-Party Travel Reimbursements												
	Inc	15.0	0.0	15.0	0.0	0.0	0.0	0.0	0.0	0	0	0
1108 Stat Desig		15.0										
Increase statutory designated program receipt authority for third-party travel reimbursements.												
The Division receives annual grants from the National Association of Insurance Commissioners (NAIC) for travel and training expenses and receives direct reimbursement for the Director's travel to NAIC events. The amount varies year to year. The Division is currently budgeted \$40.0 in budgeted statutory designated program receipts for these activities, and in FY2020 collected approximately \$33.7 of third-party reimbursed revenue - despite significantly reduced travel as a result of the COVID-19 pandemic. This increase in statutory designated program receipts will allow the Division to appropriately account for reimbursable travel within the Division.												
Totals		7,875.8	5,276.8	191.8	2,312.7	59.2	35.3	0.0	0.0	46	0	0

Line Item Detail (1676)
Department of Commerce, Community, and Economic Development
Travel

Component: Insurance Operations (354)

Line Number	Line Name		FY2020 Actuals	FY2021 Management Plan	FY2022 Governor
2000	Travel		90.9	176.8	191.8
Object Class	Servicing Agency	Explanation	FY2020 Actuals	FY2021 Management Plan	FY2022 Governor
2000 Travel Detail Totals			90.9	176.8	191.8
2000	In-State Employee Travel	In-State Transportation - Transportation costs for travel relating to administration, meetings, boards and commissions.	31.4	34.0	34.0
2002	Out of State Employee Travel	Out-of-State Transportation - Transportation costs for travel relating to administration, meetings, boards and commissions.	59.5	142.8	157.8

Line Item Detail (1676)
Department of Commerce, Community, and Economic Development
Services

Component: Insurance Operations (354)

Line Number	Line Name		FY2020 Actuals	FY2021 Management Plan	FY2022 Governor
3000	Services		2,066.7	2,312.7	2,312.7
Object Class	Servicing Agency	Explanation	FY2020 Actuals	FY2021 Management Plan	FY2022 Governor
3000 Services Detail Totals			2,066.7	2,312.7	2,312.7
3000	Education Services	Training, educational conferences, agency memberships, tuition, books and fees for work-related courses.	30.0	20.2	20.2
3001	Financial Services	Accounting, auditing, management consulting, grantee monitoring, loan servicing and insurance related services.	448.5	262.5	262.5
3002	Legal and Judicial Services	Legal and judicial services, including costs to conduct hearings and transcription fees.	3.7	15.0	15.0
3003	Information Technology	Information Technology - Training, consulting, equipment and software leases, licensing and maintenance.	5.4	50.0	50.0
3004	Telecommunications	Local, long distance, and cellular telephone charges, television, data/network, telecommunication equipment, and other wireless charges from outside vendors.	10.6	25.0	25.0
3006	Delivery Services	Freight, courier services, and postage.	0.9	5.0	5.0
3007	Advertising and Promotions	Advertising, promotions and legal notices.	2.8	50.0	50.0
3008	Utilities	Electricity, heating fuel, water, sewage and disposal services.	0.4	1.0	1.0
3009	Structure/Infrastructure/Land	Structure, infrastructure and land repairs, maintenance, rentals and leases.	3.6	11.0	11.0

Line Item Detail (1676)
Department of Commerce, Community, and Economic Development
Services

Component: Insurance Operations (354)

Object Class	Servicing Agency	Explanation	FY2020 Actuals	FY2021 Management Plan	FY2022 Governor
3000 Services Detail Totals			2,066.7	2,312.7	2,312.7
3010	Equipment/Machinery	Machinery, furniture and equipment purchase, repairs, maintenance, rentals, and leases.	4.9	20.0	20.0
3011	Other Services	Other services, including printer/copy machine services, printing services, and State Travel Office fees.	31.6	5.0	5.0
3011	Other Services	Federal receipts that are not allocated until federal grants are received.	0.0	277.0	277.0
3017	Inter-Agency Information Technology Non-Telecommunications	Admin - Department-wide Office of Information Technology - core services chargeback and pass-through billings for specialty licensing and other items.	167.1	170.0	170.0
3018	Inter-Agency Information Technology Telecommunications	Admin - Department-wide Office of Information Technology - telecommunications chargeback.	21.7	30.0	30.0
3020	Inter-Agency Building Maintenance	Admin - Department-wide Building maintenance services.	0.0	3.0	3.0
3021	Inter-Agency Mail	Admin - Department-wide Shared Services of Alaska - Pro-rated share of expenses relating to central mailroom support and services.	20.5	25.0	25.0
3022	Inter-Agency Human Resources	Admin - Department-wide Division of Personnel and Labor Relations - Human resource and personnel services.	33.7	35.0	35.0
3023	Inter-Agency Building Leases	Admin - Department-wide State-owned facility space rent: State Office Building Juneau.	82.8	85.0	85.0
3023	Inter-Agency Building Leases	Admin - Department-wide State-owned facility space rent: Atwood Building.	42.3	44.0	44.0
3023	Inter-Agency Building Leases	Admin - Department-wide State-owned facility space rent: Linn Pacillo Parking Garage.	10.9	12.0	12.0
3024	Inter-Agency Legal	Law - Department-wide Legal services.	467.0	467.0	467.0
3026	Inter-Agency Insurance	Admin - Department-wide Division of Risk Management - Risk management insurance charges for	0.8	1.0	1.0

Line Item Detail (1676)
Department of Commerce, Community, and Economic Development
Services

Component: Insurance Operations (354)

Object Class	Servicing Agency	Explanation	FY2020 Actuals	FY2021 Management Plan	FY2022 Governor
3000 Services Detail Totals			2,066.7	2,312.7	2,312.7
		leased buildings, repossessed properties, public official bonds, and overhead.			
3027	Inter-Agency Financial	Admin - Department-wide Division of Finance - Computer services for State accounting (IRIS), payroll (IRIS HRM), and reporting (ALDER) systems.	9.4	10.0	10.0
3028	Inter-Agency Americans with Disabilities Act Compliance	Admin - Department-wide Americans with Disabilities Act (ADA) enforcement.	0.4	1.0	1.0
3030	Inter-Agency Hearing/Mediation	Law - Department-wide Hearing and mediation services.	1.8	2.0	2.0
3036	Inter-Agency Safety	PubSaf - Department-wide Fingerprinting services.	18.0	20.0	20.0
3037	State Equipment Fleet	Trans - Department-wide State equipment fleet services.	4.8	6.0	6.0
3038	Inter-Agency Management/Consulting	Commerce - Administrative Services (1028) Administrative Services support.	553.7	560.0	560.0
3038	Inter-Agency Management/Consulting	Commerce - Commissioner's Office (1027) Commissioner's Office support.	89.4	100.0	100.0

Line Item Detail (1676)

**Department of Commerce, Community, and Economic Development
Commodities**

Component: Insurance Operations (354)

Line Number	Line Name		FY2020 Actuals	FY2021 Management Plan	FY2022 Governor
4000	Commodities		36.2	59.2	59.2
Object Class	Servicing Agency	Explanation	FY2020 Actuals	FY2021 Management Plan	FY2022 Governor
		4000 Commodities Detail Totals	36.2	59.2	59.2
4000	Business	Supplies for office, library, training, and instructional needs, including small equipment, tools and subscriptions.	36.2	59.2	59.2

Line Item Detail (1676)

**Department of Commerce, Community, and Economic Development
Capital Outlay**

Component: Insurance Operations (354)

Line Number	Line Name		FY2020 Actuals	FY2021 Management Plan	FY2022 Governor
5000	Capital Outlay		0.0	35.3	35.3
Object Class	Servicing Agency	Explanation	FY2020 Actuals	FY2021 Management Plan	FY2022 Governor
5000 Capital Outlay Detail Totals			0.0	35.3	35.3
5004	Equipment	Equipment and furniture.	0.0	35.3	35.3

Revenue Detail (1681)

Department of Commerce, Community, and Economic Development

Component: Insurance Operations (354)

Revenue Type (OMB Fund Code) Revenue Source	Component	Comment	FY2020 Actuals	FY2021 Management Plan	FY2022 Governor
5002 Fed Rcpts (1002 Fed Rcpts)			253.1	277.7	277.7
5002 Federal General Government - Miscellaneous Grants		Federal receipts.	253.1	277.7	277.7
5061 CIP Rcpts (1061 CIP Rcpts)			33.1	239.2	239.2
5351 Capital Improvement Project Inter-Agency		Capital Improvement Project Receipts.	33.1	239.2	239.2
5108 Stat Desig (1108 Stat Desig)			19.9	53.8	55.0
5200 Statutory Dsgntd Prgrm Rcpts Pblc Prtctn - 3rd Party Clctns		National Association of Insurance Commissioners (NAIC) and other third-party reimbursements.	33.7	40.0	55.0
5200 Statutory Dsgntd Prgrm Rcpts Pblc Prtctn - 3rd Party Clctns		Revenue carryforward of NAIC and other third-party travel reimbursements.	-13.8	13.8	0.0
5156 Rcpt Svcs (1156 Rcpt Svcs)			13,053.3	7,275.8	7,303.9
5161 Receipt Supported Svcs Pblc Protection - Licenses & Permits		Revenue carryforward from licensing and permits from FY2019 to FY2020.	1,000.0	0.0	0.0
5161 Receipt Supported Svcs Pblc Protection - Licenses & Permits		Licensing and Permit Receipt Supported Services.	13,003.1	6,275.8	7,303.9
5161 Receipt Supported Svcs Pblc Protection - Licenses & Permits		Revenue carryforward from licensing and permits from FY2020 to FY2021.	-1,000.0	1,000.0	0.0
5162 Receipt Supported Services - Charges for Services		Charges for services. Receipts collected in excess of expenditures that lapse to the General Fund.	50.2	0.0	0.0
6004 Gen Fund (1004 Gen Fund)			58,376.0	57,798.5	57,798.5
6003 General Fund Pblc Prtctn - Miscellaneous Fines/Forfeitures		Company and Producer fines, penalties, and surcharges.	577.5	0.0	0.0
6040 General Fund - Insurance Premium Tax		Insurance Premium Tax collections. After the transfer to the Department of Labor and Workforce	63,398.7	63,398.7	63,398.7

Revenue Detail (1681)

Department of Commerce, Community, and Economic Development

Component: Insurance Operations (354)

Revenue Type (OMB Fund Code) Revenue Source	Component	Comment	FY2020 Actuals	FY2021 Management Plan	FY2022 Governor
6040 General Fund - Insurance Premium Tax		Development for Workers' Compensation, these receipts are deposited in the General fund. Projections based on FY2020 receipts. Insurance Premium Tax transferred to the Department of Labor for Workers Compensation for the Workers' Compensation Service Fee. Projected amounts based on FY2020 actuals.	-5,600.2	-5,600.2	-5,600.2

Inter-Agency Services (1682)

Department of Commerce, Community, and Economic Development

Component: Insurance Operations (354)

				FY2020 Actuals	FY2021 Management Plan	FY2022 Governor			
Component Totals				1,524.3	1,571.0	1,571.0			
With Department of Administration				389.6	416.0	416.0			
With Department of Law				468.8	469.0	469.0			
With Department of Public Safety				18.0	20.0	20.0			
With Department of Transportation/Public Facilities				4.8	6.0	6.0			
With Department of Commerce, Community, and Economic Development				643.1	660.0	660.0			
Object Class	Servicing Agency	Explanation					FY2020 Actuals	FY2021 Management Plan	FY2022 Governor
3017	Inter-Agency Information Technology Non-Telecommunications	Admin - Department-wide	Office of Information Technology - core services chargeback and pass-through billings for specialty licensing and other items.	167.1	170.0	170.0			
3018	Inter-Agency Information Technology Telecommunications	Admin - Department-wide	Office of Information Technology - telecommunications chargeback.	21.7	30.0	30.0			
3020	Inter-Agency Building Maintenance	Admin - Department-wide	Building maintenance services.	0.0	3.0	3.0			
3021	Inter-Agency Mail	Admin - Department-wide	Shared Services of Alaska - Pro-rated share of expenses relating to central mailroom support and services.	20.5	25.0	25.0			
3022	Inter-Agency Human Resources	Admin - Department-wide	Division of Personnel and Labor Relations - Human resource and personnel services.	33.7	35.0	35.0			
3023	Inter-Agency Building Leases	Admin - Department-wide	State-owned facility space rent: State Office Building Juneau.	82.8	85.0	85.0			
3023	Inter-Agency Building Leases	Admin - Department-wide	State-owned facility space rent: Atwood Building.	42.3	44.0	44.0			
3023	Inter-Agency Building Leases	Admin - Department-wide	State-owned facility space rent: Linny Pacillo Parking Garage.	10.9	12.0	12.0			
3024	Inter-Agency Legal	Law - Department-wide	Legal services.	467.0	467.0	467.0			
3026	Inter-Agency Insurance	Admin - Department-wide	Division of Risk Management - Risk	0.8	1.0	1.0			
FY2022 Governor				Released December 15, 2020					
Department of Commerce, Community, and Economic Development						Page 17			

Inter-Agency Services (1682)

Department of Commerce, Community, and Economic Development

Component: Insurance Operations (354)

Object Class	Servicing Agency	Explanation	FY2020 Actuals	FY2021 Management Plan	FY2022 Governor
		management insurance charges for leased buildings, repossessed properties, public official bonds, and overhead.			
3027	Inter-Agency Financial	Admin - Department-wide			
		Division of Finance - Computer services for State accounting (IRIS), payroll (IRIS HRM), and reporting (ALDER) systems.	9.4	10.0	10.0
3028	Inter-Agency Americans with Disabilities Act Compliance	Admin - Department-wide			
		Americans with Disabilities Act (ADA) enforcement.	0.4	1.0	1.0
3030	Inter-Agency Hearing/Mediation	Law - Department-wide			
		Hearing and mediation services.	1.8	2.0	2.0
3036	Inter-Agency Safety	PubSaf - Department-wide			
		Fingerprinting services.	18.0	20.0	20.0
3037	State Equipment Fleet	Trans - Department-wide			
		State equipment fleet services.	4.8	6.0	6.0
3038	Inter-Agency Management/Consulting	Commerce - Administrative Services (1028)			
		Administrative Services support.	553.7	560.0	560.0
3038	Inter-Agency Management/Consulting	Commerce - Commissioner's Office (1027)			
		Commissioner's Office support.	89.4	100.0	100.0

Personal Services Expenditure Detail
Department of Commerce, Community, and Economic Development

Scenario: FY2022 Governor (17280)
Component: Insurance Operations (354)
RDU: Insurance (116)

PCN	Job Class Title	Time Status	Retire Code	Barg Unit	Location	Salary Sched	Range / Step	Comp Months	Split / Count	Annual Salaries	COLA	Premium Pay	Annual Benefits	Total Costs	UGF Amount
08-4001	Division Director - Px	FT	A	XE	Anchorage	N00	27L / M	12.0		136,838	0	0	65,471	202,309	0
08-4002	Office Assistant I	FT	A	GP	Juneau	205	8A / B	12.0		33,423	449	0	30,218	64,090	0
08-4003	Deputy Director, Insurance	FT	A	XE	Juneau	N05	24K / L	12.0		119,486	0	0	59,539	179,025	0
08-4004	Insurance Specialist I	FT	A	GP	Juneau	205	17B / C	12.0		62,615	840	0	40,198	103,653	0
08-4005	Insurance Specialist II	FT	A	GP	Anchorage	200	19C / D	12.0		68,903	925	0	42,348	112,176	0
08-4007	Ins Lic Exam II	FT	A	GP	Juneau	205	14B / C	12.0		49,442	663	0	35,695	85,800	0
08-4008	Program Coordinator II	FT	A	SS	Juneau	205	20K / L	12.0		97,133	0	0	52,040	149,173	0
08-4009	Publications Specialist III	FT	A	GP	Juneau	205	19C / D	12.0		73,797	990	0	44,022	118,809	0
08-4021	Secretary	FT	A	GP	Anchorage	200	11A / B	12.0		38,532	517	0	31,964	71,013	0
08-4022	Ins Lic Exam II	FT	A	GP	Juneau	205	14B / C	12.0		50,603	679	0	36,091	87,373	0
08-4023	Administrative Officer I	FT	A	SS	Juneau	205	17B / C	12.0		65,765	0	0	41,315	107,080	0
08-4024	Administrative Assistant II	FT	A	GP	Juneau	205	14A / B	12.0		48,627	653	0	35,416	84,696	0
08-4025	Ins Fin Exam II	FT	A	GP	Anchorage	200	21E / F	12.0		84,923	1,140	0	47,825	133,888	0
08-4026	Investigator IV	FT	A	SS	Anchorage	200	20K / L	12.0		92,747	0	0	50,540	143,287	0
08-4027	Administrative Assistant III	FT	A	SS	Anchorage	600	15A / B	12.0		52,430	0	0	36,756	89,186	0
08-4028	Consr Svc Spec	FT	A	GP	Anchorage	200	16F / G	12.0		63,439	851	0	40,480	104,770	0
08-4029	Accounting Technician I	FT	A	GP	Juneau	99	12N	12.0		60,843	816	0	39,593	101,252	0
08-4030	Consr Svc Spec	FT	A	GP	Anchorage	99	16R	12.0		88,905	1,193	0	49,187	139,285	0
08-4031	Insurance Specialist III	FT	A	SS	Juneau	205	21J / K	12.0		111,537	0	0	56,965	168,502	0
08-4033	Insurance Specialist I	FT	A	GP	Anchorage	200	17A / B	12.0		56,830	763	0	38,221	95,814	0
08-4034	Insurance Financial Examiner I	FT	A	GP	Anchorage	99	19P	12.0		100,885	1,354	0	53,283	155,522	0
08-4035	Ins Fin Examiii	FT	A	SS	Anchorage	200	23F	12.0		105,768	0	0	54,992	160,760	0
08-4036	Insurance Licensing Examiner I	FT	A	GP	Juneau	205	12A / B	12.0		42,444	570	0	33,302	76,316	0
08-4041	Tax Auditor III	FT	A	SS	Juneau	99	20P / Q	12.0		122,836	0	0	60,828	183,664	0
08-4042	Program Coordinator II	FT	A	GP	Juneau	205	20F / G	12.0		85,883	1,152	0	48,154	135,189	0
08-4043	Ins Lic Exam II	FT	A	GP	Juneau	205	14B / C	12.0		49,784	668	0	35,811	86,263	0
08-4044	Actuary	FT	A	XE	Juneau	N05	25F / J	12.0		123,877	0	0	61,040	184,917	0
08-4045	Insurance Specialist II	FT	A	GP	Anchorage	200	19B / C	12.0		67,633	908	0	41,914	110,455	0
08-4046	Insurance Specialist I	FT	A	GP	Anchorage	200	17A / B	12.0		57,264	768	0	38,369	96,401	0
08-4048	Insurance Specialist II	FT	A	GP	Juneau	205	19G	12.0		81,920	1,099	0	46,799	129,818	0
08-4051	Insurance Specialist III	FT	A	SS	Anchorage	200	21B / C	12.0		88,957	0	0	49,245	138,202	0
08-4052	Actuary	FT	A	XE	Juneau	N05	25D / E	12.0		114,478	0	0	57,826	172,304	0
08-4053	Office Assistant I	FT	A	GP	Anchorage	200	8D / E	12.0		34,310	460	0	30,521	65,291	0
08-4054	Office Assistant II	FT	A	GP	Juneau	205	10D / E	12.0		41,057	551	0	32,828	74,436	0
08-4056	Investigator III	FT	A	GP	Anchorage	200	18G / J	12.0		75,550	1,014	0	44,621	121,185	0
08-4057	Ins Fin Exam II	FT	A	GP	Anchorage	200	21B / C	12.0		77,633	1,042	0	45,333	124,008	0
08-4058	Insurance Financial	FT	A	GP	Anchorage	200	19A / B	12.0		65,388	877	0	41,146	107,411	0

Note: If a position is split, an asterisk (*) will appear in the Split/Count column. If the split position is also counted in the component, two asterisks (**) will appear in this column. [No valid job title] appearing in the Job Class Title indicates that the PCN has an invalid class code or invalid range for the class code effective date of this scenario.

Personal Services Expenditure Detail
Department of Commerce, Community, and Economic Development

Scenario: FY2022 Governor (17280)
Component: Insurance Operations (354)
RDU: Insurance (116)

PCN	Job Class Title	Time Status	Retire Code	Barg Unit	Location	Salary Sched	Range / Step	Comp Months	Split / Count	Annual Salaries	COLA	Premium Pay	Annual Benefits	Total Costs	UGF Amount
	Examiner I														
08-4059	Accounting Technician I	FT	A	GP	Juneau	205	12G / J	12.0		51,389	690	0	36,360	88,439	0
08-4060	Consr Svc Spvr	FT	A	SS	Anchorage	200	18K	12.0		80,662	0	0	46,409	127,071	0
08-4062	Insurance Specialist II	FT	A	GP	Juneau	99	19R	12.0		114,029	1,530	0	57,777	173,336	0
08-4063	Investigator III	FT	A	GP	Anchorage	99	18O	12.0		90,979	1,221	0	49,896	142,096	0
08-4064	Investigator III	FT	A	GP	Anchorage	200	18D / E	12.0		67,542	906	0	41,883	110,331	0
08-4068	Consr Svc Spec	FT	A	GP	Anchorage	200	16F / G	12.0		63,528	852	0	40,511	104,891	0
08-4069	Insurance Specialist III	FT	A	GP	Juneau	205	21D / E	12.0		86,795	1,165	0	48,466	136,426	0
08-4070	Insurance Specialist III	FT	A	GP	Anchorage	200	21D / E	12.0		82,768	1,111	0	47,089	130,968	0
08-9072	Regulations Specialist II	FT	A	GP	Juneau	205	16C / D	12.0		59,126	793	0	39,005	98,924	0
													Total Salary Costs:	3,489,303	
													Total COLA:	29,210	
													Total Premium Pay:	0	
													Total Benefits:	2,057,292	
													Total Pre-Vacancy:	5,575,805	
													Minus Vacancy Adjustment of 5.36%:	(299,005)	
													Total Post-Vacancy:	5,276,800	
													Plus Lump Sum Premium Pay:	0	
													Personal Services Line 100:	5,276,800	

PCN Funding Sources:	Pre-Vacancy	Post-Vacancy	Percent
1156 Receipt Supported Services	5,575,805	5,276,800	100.00%
Total PCN Funding:	5,575,805	5,276,800	100.00%

Note: If a position is split, an asterisk (*) will appear in the Split/Count column. If the split position is also counted in the component, two asterisks (**) will appear in this column. [No valid job title] appearing in the Job Class Title indicates that the PCN has an invalid class code or invalid range for the class code effective date of this scenario.

State of Alaska
Department of Commerce, Community and Economic Development
Insurance Operations
FY2022 Governor Organization Chart

