

State of Alaska FY2022 Governor's Operating Budget

**Department of Commerce, Community, and Economic
Development**

Department of Commerce, Community, and Economic Development

Mission

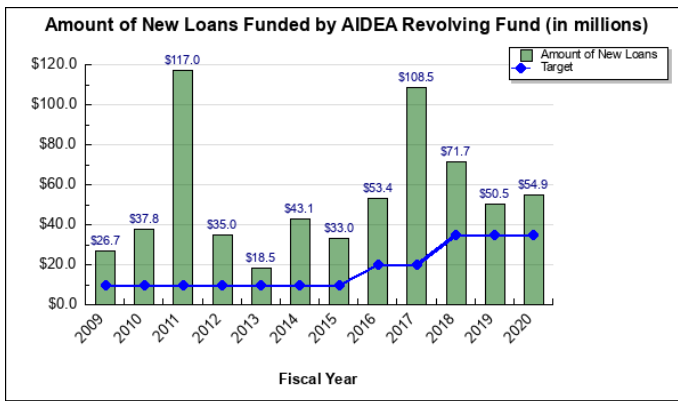
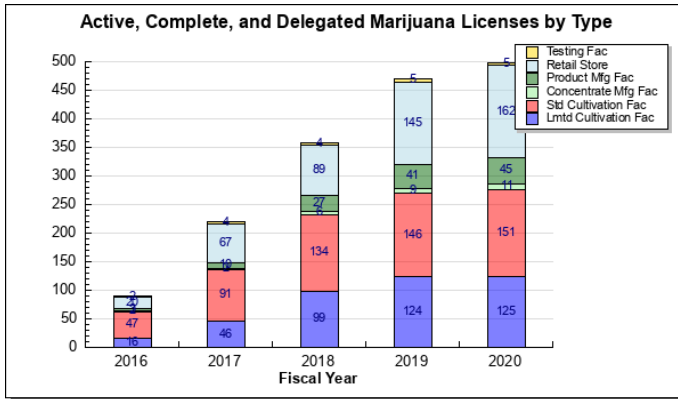
Promote a healthy economy, strong communities, and protect consumers in Alaska. AS 44.33.020

	Core Services (in priority order)	UGF	DGF	Other	Fed	Total	PFT	PPT	NP	% GF
1	Economic Growth	1,074.8	13,026.2	23,617.4	47,337.5	85,055.8	133.7	0.0	2.4	15.1%
2	Sustainable Energy	1,218.5	32,682.3	18,165.7	27,202.0	79,268.5	77.4	0.0	0.3	36.3%
3	Strong Communities	5,954.7	647.2	13,823.4	36,923.1	57,348.3	52.7	0.0	0.2	7.1%
4	Consumer Protection	214.1	38,660.9	1,630.3	15,277.7	55,783.1	254.3	0.0	4.2	41.6%
	FY2021 Management Plan	8,462.0	85,016.6	57,236.8	126,740.3	277,455.7	518.0	0.0	7.0	

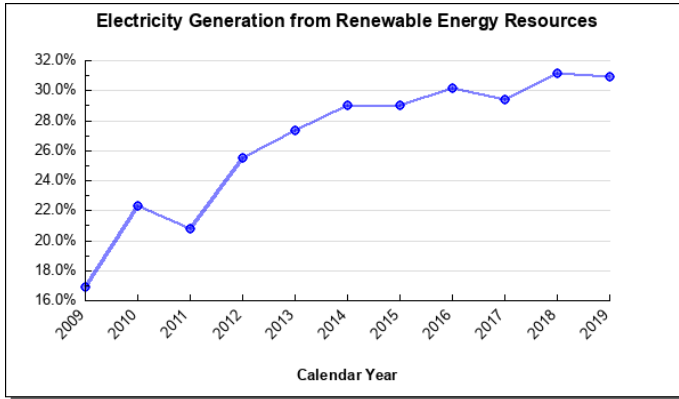
Measures by Core Service

(Additional performance information is available on the web at <https://omb.alaska.gov/results>.)

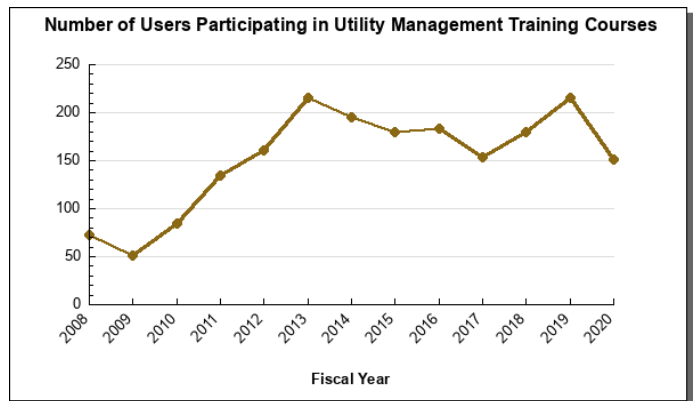
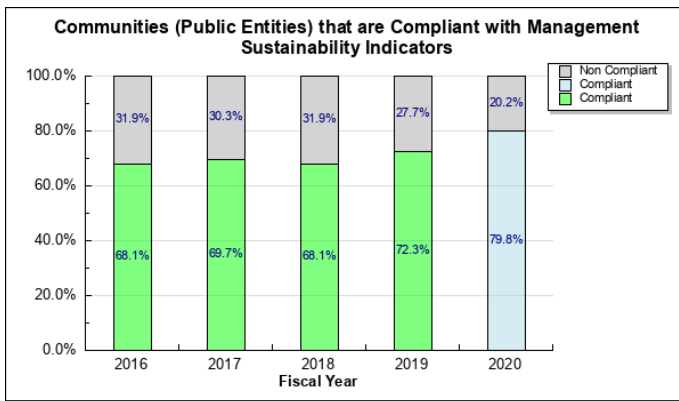
1. Economic Growth



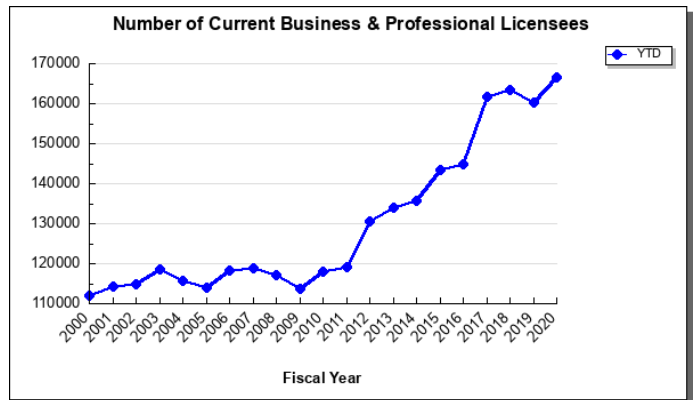
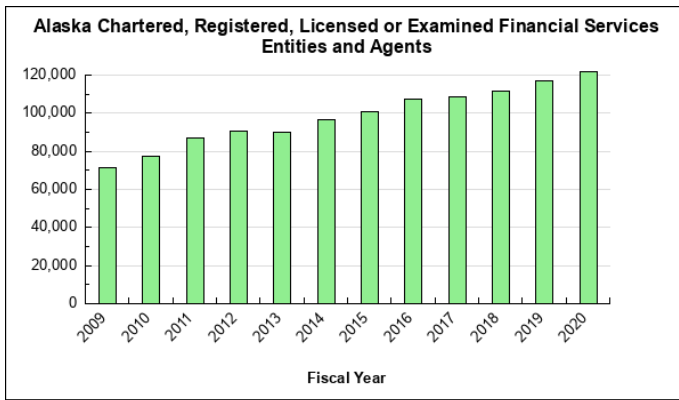
2. Sustainable Energy

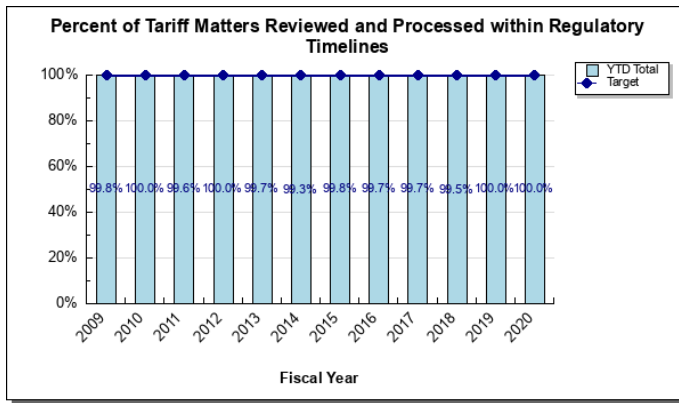


3. Strong Communities



4. Consumer Protection





Major Department Accomplishments in 2020

- Alaska Oil & Gas Conservation Commission utilized Risk-Based Data Management System database to better focus on field inspection efforts. In response to the AOGCC’s improved inspections, operators are implementing equipment maintenance programs that are proactive rather than reactive.
- Economic Development’s Alaska Development Team (AKDT) supported Alaskan businesses and industries in COVID-19 pandemic response. The AKDT worked with the regional Small Business Administration to provide information about the Paycheck Protection Program and Economic Injury Disaster Loans, and partnered with the Department of Health and Social Services (DHSS) in response to Health Mandate 10 to solicit Community/Workforce Protective Plans for essential service and critical infrastructure businesses.
- Corporations, Business and Professional Licensing has continued to develop and launch initial online applications. 34 professional license types now have online application options. 70,149 professional license holders (79.8%) are now registered for the MY LICENSE online management service and 69 percent of professional license holders have opted-in to receive email correspondence.
- Division of Insurance collected \$71 million in premium taxes, penalties and fees and the Investigative section successfully prosecuted six cases in Alaska State Court and recovered \$801,601 for the public and state.
- Alaska Seafood Marketing Institute FY2020 U.S. consumer public relations earned media efforts resulted in 166 placements (6% YOY increase) and nearly 1.89 billion impressions (99% YOY increase) for the Alaska seafood brand, products and messaging. The reach of these efforts is equivalent to being on the front of the New York Times every day for 10 years. Regarding social media, Alaska Seafood had over 106,000 U.S. followers (4% YOY increase) and the brand’s social posts created 17.4 million impressions (178% YOY increase).
- Alaska Industrial Development and Export Authority AIDEA has been instrumental in the response to the economic challenges experienced by small businesses in Alaska through the waiver or modification of the regulatory requirements governing AIDEA’s loan, guarantee, and finance programs to Alaska’s businesses affected by the COVID-19 pandemic. Emergency regulations were written and adopted by the Board for a new emergency loan and guaranty program focusing on Alaska’s small businesses most at risk due to the economic crisis. In addition, Resolution G20-10 allowed AIDEA to support Alaskan businesses with the modification of AIDEA’s Business and Export Assistance program into an emergency guaranty program with Alaska’s financial institutions, Sustaining Alaska’s Future Economy Guaranty Program (AK SAFE). Up to \$50 million was authorized by the Board to support the AK SAFE guarantees.
- Alcohol and Marijuana Control Office’s Marijuana Control Board (MCB) approved 75 new licenses, 313 renewal licenses, and 19 transfer applications in FY2020. Since program inception the MCB has approved 626 licenses of which 404 were operating at the end of FY2020. AMCO also received and processed 91 new alcohol license applications, 132 alcohol license transfer applications, 798 alcohol license renewals, and 1,066 alcohol event permits.
- Community and Regional Affairs assisted 285 communities throughout Alaska. DCRA provided urgent assistance 111 times to avoid disruption to essential public services. This resulted in 14 fuel loans to communities ineligible for bank loans and coordination of fuel deliveries to avoid critical shortages. Additionally, staff provided Power Cost Equalization (PCE) on-site training and assistance to communities to file and receive payments that would have expired; assistance with filing for Payment in Lieu of Taxes (PILT) and Community Assistance Program funds before application deadline; assistance with critical financial issues involving the Internal Revenue Service; assistance with economic disaster recovery; utility freeze up, recovery from natural disasters, and loss of key

personnel. In response to the COVID-19 pandemic, DCRA administered federal CARES Act funding to 228 communities.

- Investments provided patient capital to stimulate business development, job creation, and resident ownership through direct state loan origination on 201 loans and pre-qualifications totaling \$31.1 million across ten revolving loan funds. Investments provided extensive support to the AK CARES business grant program, including grant application review, applicant assistance, and grant approval.
- Regulatory Commission of Alaska issued a final decision approving the acquisition with conditions of two of Alaska's largest electric utilities. The utilities entered into an agreement whereby Chugach Electric Association, Inc. agreed to buy most of the assets of the Municipality of Anchorage d/b/a Municipal Light & Power Department. This case has resulted in the filing of thousands of documents, many of a highly technical nature.
- Alaska Energy Authority, after years of negotiation, completed the process to extend the lease for use of the Matanuska Electric Association's transmission line north of the Teeland substation in Wasilla. This segment of transmission line is the sole path to deliver power generated at the Bradley Lake Hydroelectric facility north to Golden Valley Electric Association. The lease agreement ended years of dispute as to the definitive ownership of the infrastructure and unburdened the participating utilities in both the Bradley Lake Project and the Alaska Intertie Project from potential costly transmission investment's that would ultimately be borne by Railbelt ratepayers. The lease agreement is set to expire on October 1, 2038.
- Banking and Securities collected \$18.6 million in assessments, fees, and penalties in FY2020; of which \$14.5 million was contributed to the General Fund. FY2020 saw a 21% average increase in the number of license approvals, registrations, examinations, and enforcement activities division-wide.
- Executive Administration identified and implemented application development initiatives to increase efficiencies for department users and customers, especially in the areas of remote access and electronic document storage and access. Additionally, Executive Administration provided COVID-19 support and resources to the department in the areas of IT, human resource, administration, and procurement of personal protection equipment.

Key Department Challenges

- Supporting effective local government and essential public services as communities' experience the impact of the COVID-19 pandemic and associated impacts on local revenue sources;
- Efficiently coordinating economic development activities across agencies as the State implements a broad based strategy for economic development;
- Providing support and intellectual resources to Alaska's business community as the economy rebounds from the COVID-19 pandemic.

Significant Changes in Results to be Delivered in FY2022

- Coordinated delivery of economic development efforts as division staff are reassigned amongst the Commissioner's Office and Governor's office to provide a broad based economic development strategy with coordinated efforts across agencies.

Contact Information	
Commissioner: Julie Anderson Phone: (907) 465-2500 E-mail: julie.anderson@alaska.gov	Administrative Services Director: Micaela Fowler Phone: (907) 465-2506 E-mail: micaela.fowler@alaska.gov

FY2022 Capital Budget Request

Project Title	Unrestricted Gen (UGF)	Designated Gen (DGF)	Other Funds	Federal Funds	Total Funds
Community Block Grants	60,000	0	0	6,000,000	6,060,000
National Petroleum Reserve - Alaska Impact Grant Program	0	0	0	9,100,000	9,100,000
AMCO Enforcement Case Management and Investigations Report Writing System	100,000	100,000	0	0	200,000
Alaska Energy Authority - Alaska Cargo and Cold Storage	0	0	0	21,000,000	21,000,000
Alaska Energy Authority - Alternative Energy and Energy Efficiency Programs	0	0	0	5,000,000	5,000,000
Alaska Energy Authority - Bulk Fuel Upgrades	0	5,500,000	0	7,500,000	13,000,000
Alaska Energy Authority - Rural Power Systems Upgrades	0	5,000,000	0	12,500,000	17,500,000
Alaska Travel Industry Association	0	5,000,000	0	0	5,000,000
Inter-Island Ferry Authority	250,000	0	0	0	250,000
Department Total	410,000	15,600,000	0	61,100,000	77,110,000

This is an appropriation level summary only. For allocations and the full project details see the capital budget.

Summary of Department Budget Changes by RDU

From FY2021 Management Plan to FY2022 Governor

All dollars shown in thousands

	<u>Unrestricted Gen (UGF)</u>	<u>Designated Gen (DGF)</u>	<u>Other Funds</u>	<u>Federal Funds</u>	<u>Total Funds</u>
FY2021 Management Plan	8,462.0	85,016.6	57,236.8	126,740.3	277,455.7
One-time items:					
-Executive Admin and Dev	0.0	0.0	0.0	-100,000.0	-100,000.0
-Community and Regional Affairs	0.0	-360.3	-8,500.0	0.0	-8,860.3
-AK Oil & Gas Conservation Comm	0.0	0.0	-150.0	0.0	-150.0
-Alaska Energy Authority	0.0	-29,855.0	0.0	0.0	-29,855.0
-Alaska Seafood Marketing Inst	0.0	0.0	0.0	-5,717.5	-5,717.5
Adjustments which continue current level of service:					
-Banking and Securities	0.0	120.2	0.0	0.0	120.2
-Executive Admin and Dev	2.3	0.0	15.0	0.0	17.3
-Community and Regional Affairs	22.4	491.6	1.1	8.4	523.5
-Corp, Bus & Prof Licenses	0.0	51.8	3.4	0.0	55.2
-Economic Development	-239.2	0.0	0.0	0.0	-239.2
-Investments	0.0	21.3	0.0	0.0	21.3
-Insurance	0.0	28.1	0.0	0.0	28.1
-AK Oil & Gas Conservation Comm	0.0	3.1	150.0	0.0	153.1
-Alcohol and Marijuana Control	0.0	14.4	0.0	0.0	14.4
-Alaska Energy Authority	-847.3	33,202.3	0.0	0.0	32,355.0
-Reg Comm of Ak	0.0	26.3	0.0	0.0	26.3
Proposed budget increases:					
-Corp, Bus & Prof Licenses	0.0	0.0	680.0	0.0	680.0
-Insurance	0.0	0.0	15.0	0.0	15.0
-AK Oil & Gas Conservation Comm	0.0	0.0	0.0	50.0	50.0
-Alaska Seafood Marketing Inst	0.0	0.0	0.0	1,100.0	1,100.0
-Reg Comm of Ak	0.0	172.2	0.0	0.0	172.2
Proposed budget decreases:					
-Executive Admin and Dev	-28.3	0.0	0.0	0.0	-28.3
-Community and Regional Affairs	-540.6	0.0	0.0	0.0	-540.6
-Economic Development	-96.6	0.0	0.0	0.0	-96.6
-Ak Gasline Development	0.0	0.0	-350.0	0.0	-350.0
FY2022 Governor	6,734.7	88,932.6	49,101.3	22,181.2	166,949.8

Department Totals
Department of Commerce, Community, and Economic Development

Description	FY2020 Actuals	FY2021 Conference Committee	FY2021 Authorized	FY2021 Management Plan	FY2022 Governor	FY2021 Management Plan vs FY2022 Governor	
Department Totals	153,268.4	163,238.2	277,455.7	277,455.7	166,949.8	-110,505.9	-39.8%
Objects of Expenditure:							
71000 Personal Services	58,696.6	64,118.4	64,377.7	63,992.2	63,628.4	-363.8	-0.6%
72000 Travel	1,212.3	2,167.4	2,304.6	2,362.9	2,218.7	-144.2	
73000 Services	38,587.4	49,105.7	54,228.3	54,559.5	51,078.7	-3,480.8	-6.4%
74000 Commodities	1,107.4	1,244.9	1,443.3	1,443.3	1,244.9	-198.4	-13.7%
75000 Capital Outlay	118.2	129.1	129.1	125.1	125.1	0.0	0.0%
77000 Grants, Benefits	53,546.5	46,472.7	154,972.7	154,972.7	48,654.0	-106,318.7	-68.6%
78000 Miscellaneous	0.0	0.0	0.0	0.0	0.0	0.0	0.0%
Funding Source:							
1001 CBR Fund (UGF)	0.0	2,115.5	2,115.5	2,115.5	0.0	-2,115.5	-100.0%
1002 Fed Rcpts (Fed)	29,200.2	21,022.8	126,740.3	126,740.3	22,181.2	-104,559.1	-82.5%
1003 G/F Match (UGF)	488.0	765.2	765.2	765.2	1,022.9	257.7	33.7%
1004 Gen Fund (UGF)	7,325.1	5,581.3	5,581.3	5,581.3	5,711.8	130.5	2.3%
1005 GF/Prgm (DGF)	8,704.5	9,535.7	9,535.7	9,535.7	9,676.5	140.8	1.5%
1007 I/A Rcpts (Other)	13,007.6	15,717.1	15,717.1	15,717.1	16,415.5	698.4	4.4%
1036 Cm Fish Ln (DGF)	3,315.9	4,450.0	4,450.0	4,450.0	4,468.0	18.0	0.4%
1040 Surety Fnd (DGF)	119.0	296.5	296.5	296.5	297.4	0.9	0.3%
1061 CIP Rcpts (Other)	3,320.1	3,808.0	3,808.0	3,808.0	3,809.1	1.1	0.0%
1062 Power Proj (DGF)	455.4	995.5	995.5	995.5	995.5	0.0	0.0%
1070 Fish En Ln (DGF)	464.0	629.9	629.9	629.9	632.4	2.5	0.4%
1074 Bulk Fuel (DGF)	42.3	57.1	57.1	57.1	57.3	0.2	0.4%
1102 AIDEA Rcpt (Other)	5,429.6	8,618.1	8,618.1	8,618.1	8,618.1	0.0	0.0%
1107 AEA Rcpts (Other)	523.2	780.7	780.7	780.7	780.7	0.0	0.0%
1108 Stat Desig (Other)	9,925.1	16,381.3	16,381.3	16,381.3	16,396.3	15.0	0.1%
1141 RCA Rcpts (DGF)	8,442.1	9,188.6	9,188.6	9,188.6	9,387.1	198.5	2.2%
1156 Rcpt Svcs (DGF)	17,785.7	19,700.1	19,700.1	19,700.1	19,772.9	72.8	0.4%
1162 AOGCC Rcpt (DGF)	6,929.2	7,723.4	7,723.4	7,723.4	7,726.5	3.1	0.0%
1164 RDIF (DGF)	49.9	60.0	60.0	60.0	60.2	0.2	0.3%
1169 PCE Endow (DGF)	30,271.0	30,236.8	30,236.8	30,236.8	33,584.1	3,347.3	11.1%
1170 SmBusEDRLF (DGF)	46.5	56.8	56.8	56.8	57.0	0.2	0.4%
1202 Anatomical (DGF)	22.7	80.0	80.0	80.0	80.0	0.0	0.0%
1205 Ocn Rngr (Other)	0.0	0.0	4,500.0	4,500.0	0.0	-4,500.0	-100.0%
1206 CPV Tax (Other)	0.0	0.0	4,000.0	4,000.0	0.0	-4,000.0	-100.0%
1209 Capstone (DGF)	101.5	0.0	0.0	0.0	0.0	0.0	0.0%
1210 Renew Ener (DGF)	896.3	1,400.0	1,400.0	1,400.0	1,400.0	0.0	0.0%
1216 Boat Rcpts (DGF)	196.9	196.9	196.9	196.9	196.9	0.0	0.0%
1221 Civil Legl (DGF)	309.1	360.3	360.3	360.3	311.6	-48.7	-13.5%
1223 CharterRLF (DGF)	14.4	19.5	19.5	19.5	19.6	0.1	0.5%
1224 MariculRLF (DGF)	14.4	19.8	19.8	19.8	19.9	0.1	0.5%
1227 MicroRLF (DGF)	7.2	9.7	9.7	9.7	9.7	0.0	0.0%
1235 AGDC-LNG (Other)	5,861.5	3,431.6	3,431.6	3,431.6	3,081.6	-350.0	-10.2%

Department Totals
Department of Commerce, Community, and Economic Development

Description	FY2020 Actuals	FY2021 Conference Committee	FY2021 Authorized	FY2021 Management Plan	FY2022 Governor	FY2021 Management Plan vs FY2022 Governor	
1268 MH Tr Res (DGF)	0.0	0.0	0.0	0.0	180.0	180.0	100.0%
Totals:							
Unrestricted Gen (UGF)	7,813.1	8,462.0	8,462.0	8,462.0	6,734.7	-1,727.3	-20.4%
Designated Gen (DGF)	78,188.0	85,016.6	85,016.6	85,016.6	88,932.6	3,916.0	4.6%
Other Funds	38,067.1	48,736.8	57,236.8	57,236.8	49,101.3	-8,135.5	-14.2%
Federal Funds	29,200.2	21,022.8	126,740.3	126,740.3	22,181.2	-104,559.1	-82.5%
Positions:							
Permanent Full Time	535	518	518	518	514	-4	-0.8%
Permanent Part Time	0	0	0	0	0	0	0.0%
Non Permanent	10	8	8	7	5	-2	-28.6%

Component Summary Unrestricted General Funds Only
Department of Commerce, Community, and Economic Development

Results Delivery Unit/ Component	FY2020 Actuals	FY2021 Conference Committee	FY2021 Authorized	FY2021 Management Plan	FY2022 Governor	FY2021 Management Plan vs FY2022 Governor		
Executive Administration and Development								
Commissioner's Office	35.3	160.3	160.3	160.3	160.3	0.0	0.0%	
Administrative Services	664.6	668.0	668.0	668.0	642.0	-26.0	-3.9%	
RDU Totals:	699.9	828.3	828.3	828.3	802.3	-26.0	-3.1%	
Community and Regional Affairs								
Community & Regional Affairs	4,961.8	5,424.2	5,424.2	5,424.2	4,905.3	-518.9	-9.6%	
Serve Alaska	150.3	216.4	216.4	216.4	217.1	0.7	0.3%	
RDU Totals:	5,112.1	5,640.6	5,640.6	5,640.6	5,122.4	-518.2	-9.2%	
Economic Development								
Economic Development	526.4	546.6	546.6	546.6	210.8	-335.8	-61.4%	
RDU Totals:	526.4	546.6	546.6	546.6	210.8	-335.8	-61.4%	
Alcohol and Marijuana Control Office								
Alcohol and Marijuana Control	28.2	0.0	0.0	0.0	0.0	0.0	0.0%	
RDU Totals:	28.2	0.0	0.0	0.0	0.0	0.0	0.0%	
Alaska Energy Authority								
AEA Rural Energy Assistance	847.3	847.3	847.3	847.3	0.0	-847.3	-100.0%	
RDU Totals:	847.3	847.3	847.3	847.3	0.0	-847.3	-100.0%	
DCCED State Facilities Rent								
DCCED State Facilities Rent	599.2	599.2	599.2	599.2	599.2	0.0	0.0%	
RDU Totals:	599.2	599.2	599.2	599.2	599.2	0.0	0.0%	
Unrestricted Gen (UGF):	7,813.1	8,462.0	8,462.0	8,462.0	6,734.7	-1,727.3	-20.4%	
Designated Gen (DGF):	0.0	0.0	0.0	0.0	0.0	0.0	0.0%	
Other Funds:	0.0	0.0	0.0	0.0	0.0	0.0	0.0%	
Federal Funds:	0.0	0.0	0.0	0.0	0.0	0.0	0.0%	
Total Funds:	7,813.1	8,462.0	8,462.0	8,462.0	6,734.7	-1,727.3	-20.4%	

Component Summary All Funds
Department of Commerce, Community, and Economic Development

Results Delivery Unit/ Component	FY2020 Actuals	FY2021 Conference Committee	FY2021 Authorized	FY2021 Management Plan	FY2022 Governor	FY2021 Management Plan vs FY2022 Governor	
Banking and Securities							
Banking and Securities	3,664.9	4,052.5	4,052.5	4,052.5	4,172.7	120.2	3.0%
RDU Totals:	3,664.9	4,052.5	4,052.5	4,052.5	4,172.7	120.2	3.0%
Executive Administration and Development							
Commissioner's Office	948.4	1,253.6	101,253.6	101,253.6	1,253.6	-100,000.0	-98.8%
Administrative Services	4,001.1	4,409.4	4,409.4	4,409.4	4,398.4	-11.0	-0.2%
RDU Totals:	4,949.5	5,663.0	105,663.0	105,663.0	5,652.0	-100,011.0	-94.7%
Community and Regional Affairs							
Community & Regional Affairs	6,996.0	9,049.9	17,549.9	17,549.9	8,670.6	-8,879.3	-50.6%
Serve Alaska	1,337.3	2,125.3	2,125.3	2,125.3	2,127.2	1.9	0.1%
RDU Totals:	8,333.3	11,175.2	19,675.2	19,675.2	10,797.8	-8,877.4	-45.1%
Revenue Sharing							
Payment in Lieu of Taxes	11,508.3	10,428.2	10,428.2	10,428.2	10,428.2	0.0	0.0%
National Forest Receipts	8,850.8	600.0	600.0	600.0	600.0	0.0	0.0%
Fisheries Taxes	1,453.9	3,100.0	3,100.0	3,100.0	3,100.0	0.0	0.0%
RDU Totals:	21,813.0	14,128.2	14,128.2	14,128.2	14,128.2	0.0	0.0%
Corporations, Business and Professional Licensing							
Corp, Bus & Prof Licensing	13,406.8	14,651.0	14,651.0	14,651.0	15,386.2	735.2	5.0%
RDU Totals:	13,406.8	14,651.0	14,651.0	14,651.0	15,386.2	735.2	5.0%
Economic Development							
Economic Development	659.9	546.6	546.6	546.6	210.8	-335.8	-61.4%
RDU Totals:	659.9	546.6	546.6	546.6	210.8	-335.8	-61.4%
Investments							
Investments	4,056.1	5,302.8	5,302.8	5,302.8	5,324.1	21.3	0.4%
RDU Totals:	4,056.1	5,302.8	5,302.8	5,302.8	5,324.1	21.3	0.4%
Insurance							
Insurance Operations	7,173.9	7,832.7	7,832.7	7,832.7	7,875.8	43.1	0.6%
RDU Totals:	7,173.9	7,832.7	7,832.7	7,832.7	7,875.8	43.1	0.6%
Alaska Oil and Gas Conservation Commission							
AK Oil & Gas Conservation Comm	7,095.2	7,993.4	7,993.4	7,993.4	8,046.5	53.1	0.7%
RDU Totals:	7,095.2	7,993.4	7,993.4	7,993.4	8,046.5	53.1	0.7%
Alcohol and Marijuana Control Office							
Alcohol and Marijuana Control	3,396.3	3,865.0	3,865.0	3,865.0	3,879.4	14.4	0.4%
RDU Totals:	3,396.3	3,865.0	3,865.0	3,865.0	3,879.4	14.4	0.4%
Alaska Gasline Development Corporation							
AK Gasline Development Corp	5,861.5	3,431.6	3,431.6	3,431.6	3,081.6	-350.0	-10.2%
RDU Totals:	5,861.5	3,431.6	3,431.6	3,431.6	3,081.6	-350.0	-10.2%
Alaska Energy Authority							
AEA Owned Facilities	523.2	780.7	780.7	780.7	780.7	0.0	0.0%
AEA Rural Energy Assistance	3,499.5	5,518.3	5,518.3	5,518.3	5,518.3	0.0	0.0%
AEA Power Cost Equalization	29,942.5	29,855.0	29,855.0	29,855.0	32,355.0	2,500.0	8.4%
Alternative Energy & Efficiency	1,758.0	2,200.0	2,200.0	2,200.0	2,200.0	0.0	0.0%

Component Summary All Funds
Department of Commerce, Community, and Economic Development

Results Delivery Unit/ Component	FY2020 Actuals	FY2021 Conference Committee	FY2021 Authorized	FY2021 Management Plan	FY2022 Governor	FY2021 Management Plan vs FY2022 Governor	
RDU Totals:	35,723.2	38,354.0	38,354.0	38,354.0	40,854.0	2,500.0	6.5%
Alaska Industrial Development and Export Authority							
AIDEA	11,417.7	14,857.0	14,857.0	14,857.0	14,857.0	0.0	0.0%
AIDEA Facilities Maintenance	366.0	337.0	337.0	337.0	337.0	0.0	0.0%
RDU Totals:	11,783.7	15,194.0	15,194.0	15,194.0	15,194.0	0.0	0.0%
Alaska Seafood Marketing Institute							
Alaska Seafood Marketing Inst	15,507.2	20,360.3	26,077.8	26,077.8	21,460.3	-4,617.5	-17.7%
RDU Totals:	15,507.2	20,360.3	26,077.8	26,077.8	21,460.3	-4,617.5	-17.7%
Regulatory Commission of Alaska							
Reg Comm of AK	8,550.2	9,328.5	9,328.5	9,328.5	9,527.0	198.5	2.1%
RDU Totals:	8,550.2	9,328.5	9,328.5	9,328.5	9,527.0	198.5	2.1%
DCCED State Facilities Rent							
DCCED State Facilities Rent	1,293.7	1,359.4	1,359.4	1,359.4	1,359.4	0.0	0.0%
RDU Totals:	1,293.7	1,359.4	1,359.4	1,359.4	1,359.4	0.0	0.0%
Unrestricted Gen (UGF):	7,813.1	8,462.0	8,462.0	8,462.0	6,734.7	-1,727.3	-20.4%
Designated Gen (DGF):	78,188.0	85,016.6	85,016.6	85,016.6	88,932.6	3,916.0	4.6%
Other Funds:	38,067.1	48,736.8	57,236.8	57,236.8	49,101.3	-8,135.5	-14.2%
Federal Funds:	29,200.2	21,022.8	126,740.3	126,740.3	22,181.2	-104,559.1	-82.5%
Total Funds:	153,268.4	163,238.2	277,455.7	277,455.7	166,949.8	-110,505.9	-39.8%
Permanent Full Time:	535	518	518	518	514	-4	-0.8%
Permanent Part Time:	0	0	0	0	0	0	0.0%
Non Permanent:	10	8	8	7	5	-2	-28.6%
Total Positions:	545	526	526	525	519	-6	-1.1%

Inter-Agency Revenue Summary
Department of Commerce, Community, and Economic Development
Revenue Type Inter-Agency Receipts Only

Scenario: FY2022 Governor (17280)

IRIS Revenue Type	IRIS Revenue Source Code	Component	Total
Department of Commerce, Community, and Economic Development Totals:			16,291.6
5007 I/A Rcpts	5301 Inter-Agency Receipts	Admin - Department-wide	818.2
5007 I/A Rcpts	5301 Inter-Agency Receipts	Commerce - Administrative Services (1028)	3,733.2
5007 I/A Rcpts	5301 Inter-Agency Receipts	Commerce - AEA Power Cost Equalization (2602)	139.9
5007 I/A Rcpts	5301 Inter-Agency Receipts	Commerce - AEA Rural Energy Assistance (2600)	6,342.1
5007 I/A Rcpts	5301 Inter-Agency Receipts	Commerce - Commissioner's Office (1027)	1,093.3
5007 I/A Rcpts	5301 Inter-Agency Receipts	Commerce - Serve Alaska (2946)	35.5
5007 I/A Rcpts	5301 Inter-Agency Receipts	Gov - Department-wide	6.6
5007 I/A Rcpts	5301 Inter-Agency Receipts	H&SS - Department-wide	1,017.8
5007 I/A Rcpts	5301 Inter-Agency Receipts	Rev - Department-wide	3,105.0
RDU: Executive Administration and Development (119)			4,826.5
5007 I/A Rcpts	5301 Inter-Agency Receipts	Commerce - Administrative Services (1028)	3,733.2
5007 I/A Rcpts	5301 Inter-Agency Receipts	Commerce - Commissioner's Office (1027)	1,093.3
Component: Commissioner's Office (1027)			1,093.3
5007 I/A Rcpts	5301 Inter-Agency Receipts	Commerce - Commissioner's Office (1027)	1,093.3
Component: Administrative Services (1028)			3,733.2
5007 I/A Rcpts	5301 Inter-Agency Receipts	Commerce - Administrative Services (1028)	3,733.2
RDU: Community and Regional Affairs (405)			100.1
5007 I/A Rcpts	5301 Inter-Agency Receipts	Admin - Department-wide	58.0
5007 I/A Rcpts	5301 Inter-Agency Receipts	Commerce - Serve Alaska (2946)	35.5
5007 I/A Rcpts	5301 Inter-Agency Receipts	Gov - Department-wide	6.6
Component: Community and Regional Affairs (2879)			100.1
5007 I/A Rcpts	5301 Inter-Agency Receipts	Admin - Department-wide	58.0
5007 I/A Rcpts	5301 Inter-Agency Receipts	Commerce - Serve Alaska (2946)	35.5
5007 I/A Rcpts	5301 Inter-Agency Receipts	Gov - Department-wide	6.6
RDU: Revenue Sharing (217)			3,100.0
5007 I/A Rcpts	5301 Inter-Agency Receipts	Rev - Department-wide	3,100.0
Component: Fisheries Taxes (2482)			3,100.0
5007 I/A Rcpts	5301 Inter-Agency Receipts	Rev - Department-wide	3,100.0
RDU: Corporations, Business and Professional Licensing (117)			1,022.8
5007 I/A Rcpts	5301 Inter-Agency Receipts	H&SS - Department-wide	1,017.8
5007 I/A Rcpts	5301 Inter-Agency Receipts	Rev - Department-wide	5.0
Component: Corporations, Business and Professional Licensing (2360)			1,022.8
5007 I/A Rcpts	5301 Inter-Agency Receipts	H&SS - Department-wide	1,017.8
5007 I/A Rcpts	5301 Inter-Agency Receipts	Rev - Department-wide	5.0
RDU: Alaska Industrial Development and Export Authority (125)			6,342.1
5007 I/A Rcpts	5301 Inter-Agency Receipts	Commerce - AEA Rural Energy Assistance (2600)	6,342.1
Component: Alaska Industrial Development and Export Authority (1234)			6,342.1
5007 I/A Rcpts	5301 Inter-Agency Receipts	Commerce - AEA Rural Energy Assistance (2600)	6,342.1
RDU: Regulatory Commission of Alaska (399)			139.9
5007 I/A Rcpts	5301 Inter-Agency Receipts	Commerce - AEA Power Cost Equalization (2602)	139.9
Component: Regulatory Commission of Alaska (2417)			139.9
5007 I/A Rcpts	5301 Inter-Agency Receipts	Commerce - AEA Power Cost Equalization (2602)	139.9
RDU: DCCED State Facilities Rent (411)			760.2
5007 I/A Rcpts	5301 Inter-Agency Receipts	Admin - Department-wide	760.2
Component: DCCED State Facilities Rent (2472)			760.2
5007 I/A Rcpts	5301 Inter-Agency Receipts	Admin - Department-wide	760.2