

State of Alaska
FY2022 Governor's Operating Budget

**Department of Commerce, Community, and Economic
Development**
Banking and Securities
RDU/Component Budget Summary

RDU/Component: Banking and Securities

Contribution to Department's Mission

Protect consumers of financial services and promote safe and sound financial systems.

Results

(Additional performance information is available on the web at <https://omb.alaska.gov/results>.)

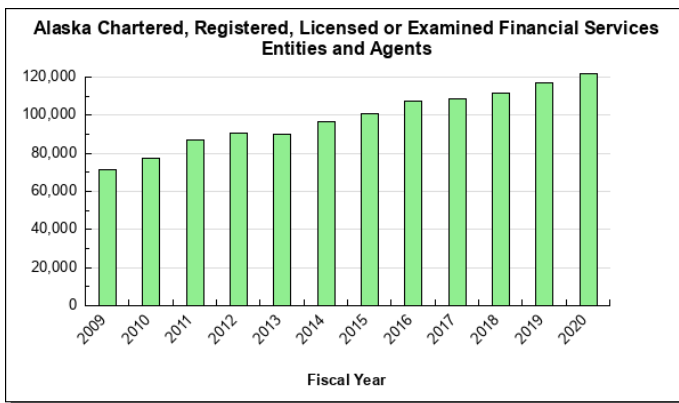
Core Services

- Charter, license and register financial institutions and products.
- Examine records of businesses and individuals to ensure compliance with federal and state law or regulation.
- Investigate consumer complaints and take appropriate enforcement action.
- Accept and file annual reports and election materials from Alaska Native Claims Settlement Act (ANCSA) corporations for public access and respond timely to requests for investigation.

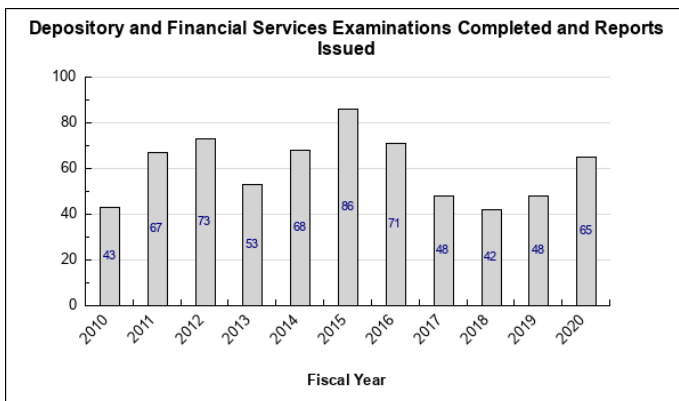
Measures by Core Service

(Additional performance information is available on the web at <https://omb.alaska.gov/results>.)

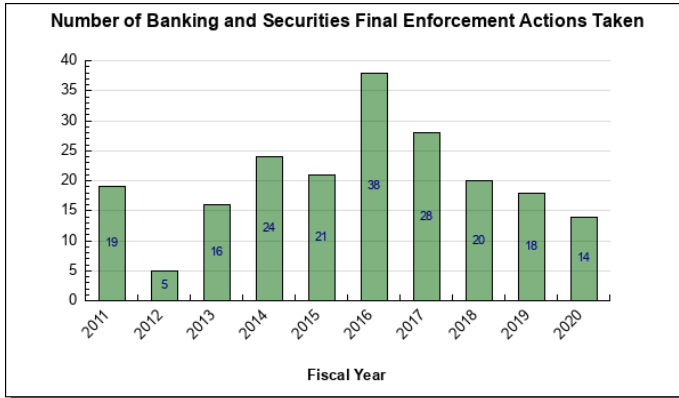
1. Charter, license and register financial institutions and products.



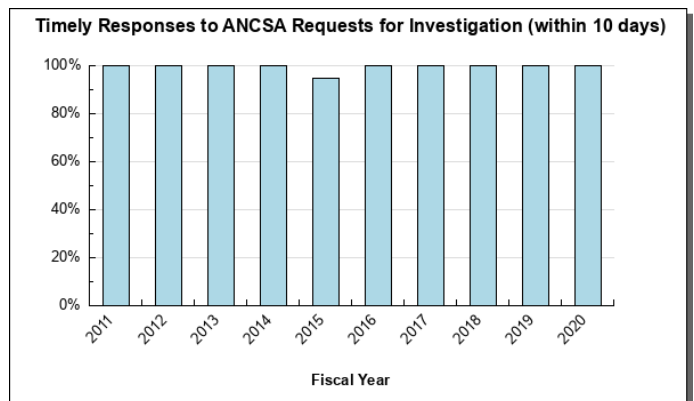
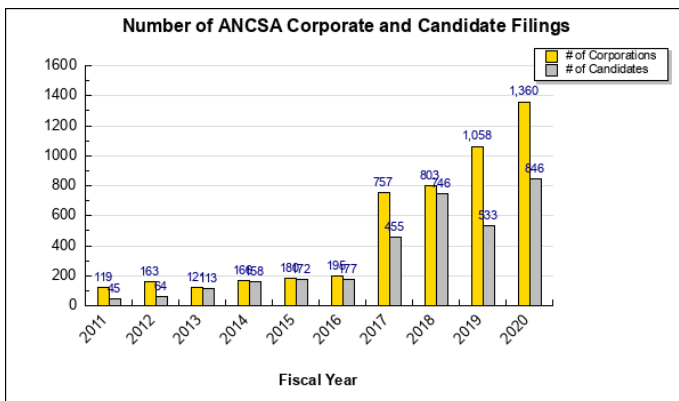
2. Examine records of businesses and individuals to ensure compliance with federal and state law or regulation.



3. Investigate consumer complaints and take appropriate enforcement action.



4. Accept and file annual reports and election materials from Alaska Native Claims Settlement Act (ANCSA) corporations for public access and respond timely to requests for investigation.



Major Component Accomplishments in 2020

Mortgage Lending Exemptions – The division drafted regulations for statutory changes resulting from the passage of House Bill (HB) 104 (CH 9 SLA 2019). HB 104 amended state law to allow for a bona fide non-profit organization and certain seller financing options to be exempt from state mortgage licensing requirements. The seller financing exemption became effective upon Governor’s Dunleavy’s signature, June 28, 2019, and the non-profit exemption took effect on January 1, 2020.

Enforcement and Settlements – The division actively protected consumers by issuing fourteen orders and assessing civil penalties. Fifty-eight new investigations were opened, 189 investigations were closed, and 45 investigations remain active.

Division Programs – The division continues to experience growth in licensing and registrations. Examiner resources have been reallocated to address workload, and the division is evaluating ways to streamline and automate processes. In response to COVID-19, the division adjusted to a remote workforce and has successfully conducted examinations of financial institutions remotely. The division is statutorily required to register and license businesses and individuals, conduct certain examinations, and respond to complaints within specific timelines. FY2020 saw a 21% average increase in the number of license approvals, registrations, examinations, and enforcement activities division-wide.

Chartered, registered, licensed, renewed or examined financial entities, persons and filings

The division collected \$18.6 million in assessments, fees, and penalties in FY2020; of which \$14.5 million was contributed to the General Fund.

- 5 depositories – banks, a credit union and a mutual savings bank
- 49 non-depositories – trusts, premium finance, small loan, and bank holding companies, and the Commercial Fishing and Agricultural Bank and a Business and Industrial Development Corporation (BIDCO)
- 132 money service businesses
- 23 payday lenders
- 592 mortgage broker/lenders and branches, and 3,114 mortgage loan originators
- 1,213 securities broker-dealers and 858 securities investment advisers
- 104,151 securities broker-dealer and investment adviser sales agents
- 9,178 mutual funds and securities registrations/unit investment trusts
- 13 securities exemptions, registrations and no action/interpretive opinions

Examinations conducted

- 3 depositories
- 29 non-depositories
- 13 money service businesses
- 8 mortgage broker/lenders
- 12 securities broker-dealers

Alaska Native Claims Settlement Act (ANCSA) Corporation and shareholder election materials processed

- 1,360 board candidate filings
- 846 corporate filings
- 151 public information requests
- 9 complaints/requests for investigation

Investigations and Enforcement Actions

- 58 investigations opened, 189 closed and 45 active cases at the end of FY2020
- 14 final administrative orders issued
- 17 license applications withdrawn at the state's request
- \$53,927 in civil penalties ordered

Public Information and Outreach

The division presented or participated in meetings and online events hosted by industry, other regulators, and community organizations to inform participants about the financial industries regulated in Alaska. The division responded to requests from public officials, media, private individuals, and consumers.

The division conducts almost all of its outreach in-person. All of the recurring outreach events that would have happened through much of FY2020 were rescheduled, postponed, or cancelled due to the pandemic. The division will continue to seek out opportunities to inform industry representatives and consumers about the financial industries regulated by the State of Alaska.

Key Component Challenges

Staff Recruitment and Retention – The division continues to experience steady growth in workload. In FY2021, an estimated 27% of existing staff will have less than one year of experience with the division. The loss of experience and knowledge significantly impacts the division's ability to maintain operations and act on initiatives. Managing staff turnover in a remote working environment while industry is going through similar changes will challenge the division's resources and staff's ability to adapt.

Financial Services Industry Growth – Multiple years of double-digit percentage growth, coupled with increasing complexity of the financial services industry, is overwhelming the division's ability to maintain statutorily mandated

licensing and examination functions; to take timely enforcement actions to protect Alaskan consumers; and to promote safe and sound financial systems for economic growth. Significant changes in financial technology and the use of cryptocurrencies, coupled with new business models that include offshore management and support functions, require sufficient staffing and extensive training to keep current.

Updated Laws and Regulations – The division goal to implement more electronic filings requires further statutory and/or regulatory changes. Updating regulations and implementing programmatic changes to reduce filings is labor intensive and pulls staff away from day-to-day workload.

Banking of Legal Marijuana Proceeds – The legal Alaska marijuana industry continues to grow yet faces on-going challenges in finding and keeping banking and other financial services. The division serves as a resource for legislative, congressional, marijuana business, and financial industry contacts relating to current and proposed legal changes for the financial services industry.

Significant Changes in Results to be Delivered in FY2022

No significant changes in results expected.

Statutory and Regulatory Authority

AS 06	Banks and Financial Institutions
3 AAC 01	Financial Institution General Administration
3 AAC 02	Banking
3 AAC 03	Credit Unions
3 AAC 04	Trust Companies
3 AAC 06	Mutual Savings Banks
3 AAC 07	Premium Finance Companies
3 AAC 11	Deferred Deposit Advances
3 AAC 12	Small Loans
3 AAC 13	Money Services
3 AAC 14	Mortgage Lending
AS 10.13	Alaska BIDCO Act
AS 34.55	Uniform Land Sales Practices Act
3 AAC 20.390	Land Sales
AS 44.81	Commercial Fishing and Agriculture Bank
AS 45.55	Alaska Native Claims Settlement Act: Corporations Proxy Solicitations and Stock
S 45.56	Alaska Securities Act
3 AAC 08	Securities
AS 45.57	Take Over Bid Disclosure Act

Contact Information
Contact: Tracy Reno, Acting Division Director Phone: (907) 269-5496 E-mail: tracy.reno@alaska.gov

Banking and Securities Personal Services Information				
Authorized Positions			Personal Services Costs	
	<u>FY2021</u> <u>Management</u> <u>Plan</u>	<u>FY2022</u> <u>Governor</u>		
Full-time	25	26	Annual Salaries	1,968,191
Part-time	0	0	COLA	20,185
Nonpermanent	1	0	Premium Pay	0
			Annual Benefits	1,158,172
			<i>Less 3.34% Vacancy Factor</i>	<i>(105,148)</i>
			Lump Sum Premium Pay	0
Totals	26	26	Total Personal Services	3,041,400

Position Classification Summary					
Job Class Title	Anchorage	Fairbanks	Juneau	Others	Total
Administrative Assistant II	1	0	1	0	2
Division Director - Px	1	0	0	0	1
Division Operations Manager	0	0	1	0	1
Fin Exam I	1	0	0	0	1
Fin Exam II	6	0	0	0	6
Fin Exam III	6	0	0	0	6
Fin Exam IV	2	0	0	0	2
Fin Reg Exam	0	0	5	0	5
Investigator II	1	0	0	0	1
Investigator III	1	0	0	0	1
Totals	19	0	7	0	26

Component Detail All Funds
Department of Commerce, Community, and Economic Development

Component: Banking and Securities (2808)
RDU: Banking and Securities (536)

Non-Formula Component

	FY2020 Actuals	FY2021 Conference Committee	FY2021 Authorized	FY2021 Management Plan	FY2022 Governor	FY2021 Management Plan vs FY2022 Governor	
71000 Personal Services	2,747.5	2,936.2	2,936.2	2,936.2	3,041.4	105.2	3.6%
72000 Travel	85.8	109.2	109.2	109.2	109.2	0.0	0.0%
73000 Services	788.4	950.7	950.7	950.7	965.7	15.0	1.6%
74000 Commodities	43.2	56.4	56.4	56.4	56.4	0.0	0.0%
75000 Capital Outlay	0.0	0.0	0.0	0.0	0.0	0.0	0.0%
77000 Grants, Benefits	0.0	0.0	0.0	0.0	0.0	0.0	0.0%
78000 Miscellaneous	0.0	0.0	0.0	0.0	0.0	0.0	0.0%
Totals	3,664.9	4,052.5	4,052.5	4,052.5	4,172.7	120.2	3.0%
Fund Sources:							
1005 GF/Prgm (DGF)	3,658.7	4,052.5	4,052.5	4,052.5	4,172.7	120.2	3.0%
1007 I/A Rcpts (Other)	6.2	0.0	0.0	0.0	0.0	0.0	0.0%
Unrestricted General (UGF)	0.0	0.0	0.0	0.0	0.0	0.0	0.0%
Designated General (DGF)	3,658.7	4,052.5	4,052.5	4,052.5	4,172.7	120.2	3.0%
Other Funds	6.2	0.0	0.0	0.0	0.0	0.0	0.0%
Federal Funds	0.0	0.0	0.0	0.0	0.0	0.0	0.0%
Positions:							
Permanent Full Time	25	25	25	25	26	1	4.0%
Permanent Part Time	0	0	0	0	0	0	0.0%
Non Permanent	1	1	1	1	0	-1	-100.0%

Change Record Detail - Multiple Scenarios with Descriptions
Department of Commerce, Community, and Economic Development

Component: Banking and Securities (2808)

RDU: Banking and Securities (536)

Scenario/Change Record Title	Trans Type	Totals	Personal Services	Travel	Services	Commodities	Capital Outlay	Grants, Benefits	Miscellaneous	Positions		NP
										PFT	PPT	
***** Changes From FY2021 Conference Committee To FY2021 Authorized *****												
Conference Committee												
1005 GF/Prgm	ConfCom	4,052.5	2,936.2	109.2	950.7	56.4	0.0	0.0	0.0	25	0	1
		4,052.5										
	Subtotal	4,052.5	2,936.2	109.2	950.7	56.4	0.0	0.0	0.0	25	0	1
***** Changes From FY2021 Management Plan To FY2022 Governor *****												
FY2022 Salary Adjustments												
1005 GF/Prgm	SalAdj	19.2	19.2	0.0	0.0	0.0	0.0	0.0	0.0	0	0	0
		19.2										
FY2022 1% COLA for ASEA/General Government (GG/GP/GY/GZ): \$19.2.												
Add Receipt Authority for Financial Registration Examiner												
1005 GF/Prgm	IncM	101.0	86.0	0.0	15.0	0.0	0.0	0.0	0.0	0	0	0
		101.0										
Add receipt authority to support the full-time Financial Registration Examiner position (former 08-N18005). This position has been funded by a variety of savings from long-term vacancies in recent years. However, funding from vacancy savings is no longer sustainable as the Division is fully staffed.												
This position is funded by general fund program receipts, which are assessed to industries to cover the cost of regulation. DBS contributed approximately \$15.0 million in fees collected to the general fund in FY2020.												
Adjust Long-Term Non-Permanent Financial Registration Examiner (08-N18005) to Permanent Full-Time												
	PosAdj	0.0	0.0	0.0	0.0	0.0	0.0	0.0	0.0	1	0	-1
The Division of Banking and Securities (DBS) established this long-term non-permanent Financial Registration Examiner position in September 2018 to support licensing and registration activities within the Division. It has become apparent the work this position is performing is permanent, and the position should be modified to reflect the continuing work.												
DBS is statutorily required to license or register businesses and individuals working in regulated financial industries. Applications for small loan companies increased 50% in FY2018 and an additional 25% as of FY2020. Canadian Broker-Dealer and agent registrations have maintained consistent levels from FY2018 as of FY2020. Applications for mortgage licensing and money services businesses have continued at peak levels. DBS is challenged to maintain adequate staffing resources to stay current with incremental design changes and implementation tasks. As a result of the increased demand for services, the need for this position is permanent.												
This position is funded by general fund program receipts, which are assessed to industries to cover the cost of regulation. DBS lapsed approximately \$15 million in fees collected to the General Fund in FY2020.												
	Totals	4,172.7	3,041.4	109.2	965.7	56.4	0.0	0.0	0.0	26	0	0

Line Item Detail (1676)
Department of Commerce, Community, and Economic Development
Travel

Component: Banking and Securities (2808)

Line Number	Line Name		FY2020 Actuals	FY2021 Management Plan	FY2022 Governor
2000	Travel		85.8	109.2	109.2
Object Class	Servicing Agency	Explanation	FY2020 Actuals	FY2021 Management Plan	FY2022 Governor
2000 Travel Detail Totals			85.8	109.2	109.2
2000	In-State Employee Travel	In-State Transportation - Transportation costs for travel relating to administration, meetings, boards and commissions.	20.3	47.9	47.9
2002	Out of State Employee Travel	Out-of-State Transportation - Transportation costs for travel relating to administration, meetings, boards and commissions.	65.2	60.3	60.3
2006	Other Travel Costs	Miscellaneous travel-related expenses.	0.3	1.0	1.0

Line Item Detail (1676)
Department of Commerce, Community, and Economic Development
Services

Component: Banking and Securities (2808)

Line Number	Line Name		FY2020 Actuals	FY2021 Management Plan	FY2022 Governor
3000	Services		788.4	950.7	965.7
Object Class	Servicing Agency	Explanation	FY2020 Actuals	FY2021 Management Plan	FY2022 Governor
3000 Services Detail Totals			788.4	950.7	965.7
3000	Education Services	Training, educational conferences, agency memberships, tuition, books and fees for work-related courses.	31.7	30.0	30.0
3003	Information Technology	Information Technology - Training, consulting, equipment and software leases, licensing and maintenance.	189.7	185.0	185.0
3004	Telecommunications	Local, long distance, and cellular telephone charges, television, data/network, telecommunication equipment, and other wireless charges from outside vendors.	13.1	8.0	8.0
3006	Delivery Services	Freight, courier services, and postage.	1.0	2.0	2.0
3007	Advertising and Promotions	Advertising, promotions and legal notices.	1.6	2.0	2.0
3009	Structure/Infrastructure/Land	Structure, infrastructure and land repairs, maintenance, rentals and leases.	0.7	1.0	1.0
3010	Equipment/Machinery	Machinery, furniture and equipment purchase, repairs, maintenance, rentals, and leases.	0.0	1.0	1.0
3011	Other Services	Other professional services.	0.9	2.5	17.5
3017	Inter-Agency Information Technology Non-Telecommunications	Office of Information Technology - core services chargeback and pass-through billings for specialty licensing and other items.	3.3	0.0	0.0
3017	Inter-Agency Information Technology	Admin - Department-wide	82.5	30.8	30.8

Line Item Detail (1676)
Department of Commerce, Community, and Economic Development
Services

Component: Banking and Securities (2808)

Object Class	Servicing Agency	Explanation	FY2020 Actuals	FY2021 Management Plan	FY2022 Governor
3000 Services Detail Totals			788.4	950.7	965.7
Non-Telecommunications		core services chargeback and pass-through billings for specialty licensing and other items.			
3018	Inter-Agency Information Technology Telecommunications	Admin - Department-wide Office of Information Technology - telecommunications chargeback.	12.0	40.0	40.0
3019	Inter-Agency Storage	Admin - Department-wide Storage services, including archiving records and storage supplies.	0.0	1.0	1.0
3021	Inter-Agency Mail	Admin - Department-wide Shared Services of Alaska - Pro-rated share of expenses relating to central mailroom support and services.	3.0	5.0	5.0
3022	Inter-Agency Human Resources	Admin - Department-wide Division of Personnel and Labor Relations - Human resource and personnel services.	17.9	20.0	20.0
3023	Inter-Agency Building Leases	Admin - Department-wide State-owned facility space rent: Juneau State Office Building.	35.0	40.0	40.0
3023	Inter-Agency Building Leases	Admin - Department-wide State-owned facility space rent: Atwood Building.	23.1	60.0	60.0
3023	Inter-Agency Building Leases	Admin - Department-wide State-owned facility space rent: Linn Pacillo Parking Garage.	9.0	2.0	2.0
3024	Inter-Agency Legal	Law - Department-wide Legal services.	83.4	100.0	100.0
3024	Inter-Agency Legal	Law - Department-wide Regulations review.	3.3	5.0	5.0
3026	Inter-Agency Insurance	Admin - Department-wide Division of Risk Management - Risk management insurance charges for leased buildings, repossessed properties, public official bonds, and overhead.	0.4	1.0	1.0
3027	Inter-Agency Financial	Admin - Department-wide Division of Finance - Computer services for State accounting (IRIS), payroll (AKPAY), and reporting (ALDER) systems.	5.0	7.0	7.0
3028	Inter-Agency Americans with	Admin - Department-wide Americans with Disabilities Act	0.2	1.0	1.0

Line Item Detail (1676)
Department of Commerce, Community, and Economic Development
Services

Component: Banking and Securities (2808)

Object Class	Servicing Agency	Explanation	FY2020 Actuals	FY2021 Management Plan	FY2022 Governor
3000 Services Detail Totals			788.4	950.7	965.7
	Disabilities Act Compliance	(ADA) enforcement.			
3030	Inter-Agency Hearing/Mediation	Admin - Department-wide	4.9	1.0	1.0
3037	State Equipment Fleet	Trans - Department-wide	0.0	0.4	0.4
3038	Inter-Agency Management/Consulting	Commerce - Administrative Services (1028)	221.0	282.0	282.0
3038	Inter-Agency Management/Consulting	Commerce - Commissioner's Office (1027)	45.7	123.0	123.0

Line Item Detail (1676)

**Department of Commerce, Community, and Economic Development
Commodities**

Component: Banking and Securities (2808)

Line Number	Line Name		FY2020 Actuals	FY2021 Management Plan	FY2022 Governor
4000	Commodities		43.2	56.4	56.4
Object Class	Servicing Agency	Explanation	FY2020 Actuals	FY2021 Management Plan	FY2022 Governor
4000 Commodities Detail Totals			43.2	56.4	56.4
4000	Business	Supplies for office, library, training, and instructional needs, including small equipment, tools and subscriptions.	43.2	55.8	55.8
4002	Household/Institutional	Cleaning, food, and other household supplies.	0.0	0.6	0.6

Revenue Detail (1681)

Department of Commerce, Community, and Economic Development

Component: Banking and Securities (2808)

Revenue Type (OMB Fund Code) Revenue Source	Component	Comment	FY2020 Actuals	FY2021 Management Plan	FY2022 Governor
5005 GF/Prgm (1005 GF/Prgm)			18,641.3	18,582.6	18,582.6
5101 Program Receipts Public Protection - Licenses and Permits		Program Receipts - Licensing and permitting fees.	3,658.7	4,052.5	4,176.6
5101 Program Receipts Public Protection - Licenses and Permits		Program Receipts - Licensing and permitting fees. These receipts are collected in excess of appropriated expenditures and lapse to the General Fund. Future lapse is projected based on prior year total revenue collected.	14,923.9	14,530.1	14,406.0
5102 Program Receipts Public Protection - Fines and Forfeitures		Program Receipts - Fines/forfeitures.	50.9	0.0	0.0
5104 Program Receipts Charges for Services - 3rd Party Collectns		Third-party reimbursement for travel and training.	7.8	0.0	0.0
5007 I/A Rcpts (1007 I/A Rcpts)			6.2	0.0	0.0
5301 Inter-Agency Receipts	H&SS - Department-wide	Reimbursable services agreement with the Department of Health and Social Services for temporary COVID-19 staff support.	6.2	0.0	0.0
6004 Gen Fund (1004 Gen Fund)			56.3	0.0	0.0
6001 General Fund Pblc Protection - Other Licenses & Permits		Originator Surety Fund collections.	56.3	0.0	0.0

Inter-Agency Services (1682)

Department of Commerce, Community, and Economic Development

Component: Banking and Securities (2808)

				FY2020 Actuals	FY2021 Management Plan	FY2022 Governor
Component Totals				546.4	719.2	719.2
With Department of Administration				193.0	208.8	208.8
With Department of Law				86.7	105.0	105.0
With Department of Transportation/Public Facilities				0.0	0.4	0.4
With Department of Commerce, Community, and Economic Development				266.7	405.0	405.0
Object Class	Servicing Agency	Explanation				
			FY2020 Actuals	FY2021 Management Plan	FY2022 Governor	
3017	Inter-Agency Information Technology Non-Telecommunications	Admin - Department-wide	Office of Information Technology - core services chargeback and pass-through billings for specialty licensing and other items.	82.5	30.8	30.8
3018	Inter-Agency Information Technology Telecommunications	Admin - Department-wide	Office of Information Technology - telecommunications chargeback.	12.0	40.0	40.0
3019	Inter-Agency Storage	Admin - Department-wide	Storage services, including archiving records and storage supplies.	0.0	1.0	1.0
3021	Inter-Agency Mail	Admin - Department-wide	Shared Services of Alaska - Pro-rated share of expenses relating to central mailroom support and services.	3.0	5.0	5.0
3022	Inter-Agency Human Resources	Admin - Department-wide	Division of Personnel and Labor Relations - Human resource and personnel services.	17.9	20.0	20.0
3023	Inter-Agency Building Leases	Admin - Department-wide	State-owned facility space rent: Juneau State Office Building.	35.0	40.0	40.0
3023	Inter-Agency Building Leases	Admin - Department-wide	State-owned facility space rent: Atwood Building.	23.1	60.0	60.0
3023	Inter-Agency Building Leases	Admin - Department-wide	State-owned facility space rent: Linny Pacillo Parking Garage.	9.0	2.0	2.0
3024	Inter-Agency Legal	Law - Department-wide	Legal services.	83.4	100.0	100.0
3024	Inter-Agency Legal	Law - Department-wide	Regulations review.	3.3	5.0	5.0
FY2022 Governor				Released December 15, 2020		
Department of Commerce, Community, and Economic Development				Page 15		

Inter-Agency Services (1682)

Department of Commerce, Community, and Economic Development

Component: Banking and Securities (2808)

Object Class	Servicing Agency	Explanation	FY2020 Actuals	FY2021 Management Plan	FY2022 Governor
3026 Inter-Agency Insurance	Admin - Department-wide	Division of Risk Management - Risk management insurance charges for leased buildings, repossessed properties, public official bonds, and overhead.	0.4	1.0	1.0
3027 Inter-Agency Financial	Admin - Department-wide	Division of Finance - Computer services for State accounting (IRIS), payroll (AKPAY), and reporting (ALDER) systems.	5.0	7.0	7.0
3028 Inter-Agency Americans with Disabilities Act Compliance	Admin - Department-wide	Americans with Disabilities Act (ADA) enforcement.	0.2	1.0	1.0
3030 Inter-Agency Hearing/Mediation	Admin - Department-wide	Hearing and mediation services.	4.9	1.0	1.0
3037 State Equipment Fleet	Trans - Department-wide	State equipment fleet services.	0.0	0.4	0.4
3038 Inter-Agency Management/Consulting	Commerce - Administrative Services (1028)	Administrative Services support.	221.0	282.0	282.0
3038 Inter-Agency Management/Consulting	Commerce - Commissioner's Office (1027)	Commissioner's Office support.	45.7	123.0	123.0

Personal Services Expenditure Detail
Department of Commerce, Community, and Economic Development

Scenario: FY2022 Governor (17280)
Component: Banking and Securities (2808)
RDU: Banking and Securities (536)

PCN	Job Class Title	Time Status	Retire Code	Barg Unit	Location	Salary Sched	Range / Step	Comp Months	Split / Count	Annual Salaries	COLA	Premium Pay	Annual Benefits	Total Costs	UGF Amount
08-1280	Fin Exam I	FT	A	GP	Anchorage	200	17J / K	12.0		71,672	962	0	43,295	115,929	0
08-2041	Investigator III	FT	A	GP	Anchorage	200	18E / F	12.0		70,276	943	0	42,818	114,037	0
08-2110	Fin Reg Exam	FT	A	GP	Juneau	205	14E / F	12.0		54,704	734	0	37,494	92,932	0
08-2112	Investigator II	FT	A	GP	Anchorage	200	16C / D	12.0		57,003	765	0	38,280	96,048	0
08-2122	Fin Reg Exam	FT	A	GP	Juneau	205	14B / C	12.0		49,647	666	0	35,765	86,078	0
08-2210	Fin Exam III	FT	A	GP	Anchorage	200	21G	12.0		89,291	1,198	0	49,319	139,808	0
08-2237	Division Operations Manager	FT	A	SS	Juneau	99	24O	12.0		145,822	0	0	68,502	214,324	0
08-3001	Division Director - Px	FT	A	XE	Anchorage	N00	27C	12.0		110,312	0	0	56,402	166,714	0
08-3002	Administrative Assistant II	FT	A	GP	Juneau	205	14A / B	12.0		48,560	652	0	35,393	84,605	0
08-3003	Fin Exam II	FT	A	GP	Anchorage	200	19A / B	12.0		64,249	862	0	40,757	105,868	0
08-3004	Fin Exam III	FT	A	GP	Anchorage	200	21G / J	12.0		89,603	1,202	0	49,426	140,231	0
08-3008	Fin Exam IV	FT	A	SS	Anchorage	200	23D / E	12.0		100,737	0	0	53,272	154,009	0
08-3010	Fin Exam III	FT	A	GP	Anchorage	200	21D / E	12.0		80,972	1,087	0	46,475	128,534	0
08-3014	Fin Exam III	FT	A	GP	Anchorage	200	21L / M	12.0		100,115	1,343	0	53,020	154,478	0
08-3021	Fin Exam IV	FT	A	SS	Anchorage	200	23F / J	12.0		107,026	0	0	55,422	162,448	0
08-3024	Fin Reg Exam	FT	A	GP	Juneau	205	14K / L	12.0		64,558	866	0	40,863	106,287	0
08-3027	Fin Exam III	FT	A	GP	Anchorage	200	21E / F	12.0		84,517	1,134	0	47,687	133,338	0
08-3028	Fin Reg Exam	FT	A	GP	Juneau	205	14E / F	12.0		56,394	757	0	38,071	95,222	0
08-3030	Fin Exam II	FT	A	GP	Anchorage	200	19G	12.0		78,020	1,047	0	45,465	124,532	0
08-3088	Fin Exam II	FT	A	GP	Anchorage	200	19C / D	12.0		70,699	949	0	42,962	114,610	0
08-3089	Administrative Assistant II	FT	A	GP	Anchorage	200	14D / E	12.0		50,427	677	0	36,031	87,135	0
08-3099	Fin Exam II	FT	A	GP	Anchorage	200	19D / E	12.0		71,272	956	0	43,158	115,386	0
08-3100	Fin Exam III	FT	A	GP	Anchorage	200	21B / C	10.0		64,243	862	0	37,623	102,728	0
08-3101	Fin Exam II	FT	A	GP	Anchorage	200	19B / C	12.0		67,906	911	0	42,007	110,824	0
08-3102	Fin Exam II	FT	A	GP	Anchorage	200	19C / D	12.0		70,382	944	0	42,854	114,180	0
08-N18005	Fin Reg Exam	FT	A	GP	Juneau	205	14B / C	12.0		49,784	668	0	35,811	86,263	0

Note: If a position is split, an asterisk (*) will appear in the Split/Count column. If the split position is also counted in the component, two asterisks (**) will appear in this column. [No valid job title] appearing in the Job Class Title indicates that the PCN has an invalid class code or invalid range for the class code effective date of this scenario.

Personal Services Expenditure Detail
Department of Commerce, Community, and Economic Development

Scenario: FY2022 Governor (17280)
Component: Banking and Securities (2808)
RDU: Banking and Securities (536)

PCN	Job Class Title	Time Status	Retire Code	Barg Unit	Location	Salary Sched	Range / Step	Comp Months	Split / Count	Annual Salaries	COLA	Premium Pay	Annual Benefits	Total Costs	UGF Amount
		Total Positions	New	Deleted										Total Salary Costs:	1,968,191
														Total COLA:	20,185
	Full Time Positions:	26	0	0										Total Premium Pay:	0
	Part Time Positions:	0	0	0										Total Benefits:	1,158,172
	Non Permanent Positions:	0	0	0											
	Positions in Component:	26	0	0											
	Total Component Months:	310.0												Total Pre-Vacancy:	3,146,548
														Minus Vacancy Adjustment of 3.34%:	(105,148)
														Total Post-Vacancy:	3,041,400
														Plus Lump Sum Premium Pay:	0
														Personal Services Line 100:	3,041,400

<u>PCN Funding Sources:</u>	<u>Pre-Vacancy</u>	<u>Post-Vacancy</u>	<u>Percent</u>
1005 General Fund/Program Receipts	3,146,548	3,041,400	100.00%
Total PCN Funding:	3,146,548	3,041,400	100.00%

Note: If a position is split, an asterisk (*) will appear in the Split/Count column. If the split position is also counted in the component, two asterisks (**) will appear in this column. [No valid job title] appearing in the Job Class Title indicates that the PCN has an invalid class code or invalid range for the class code effective date of this scenario.

Department of Commerce, Community and Economic Development
Division of Banking and Securities
FY2022 Governor Organization Chart

