

State of Alaska FY2022 Governor's Operating Budget

Department of Fish and Game State Subsistence Research RDU/Component Budget Summary

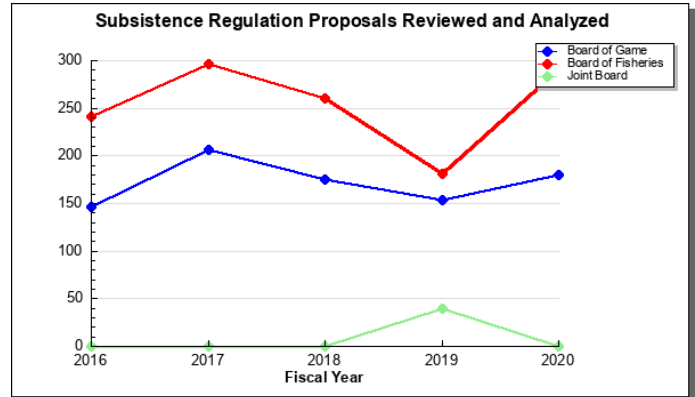
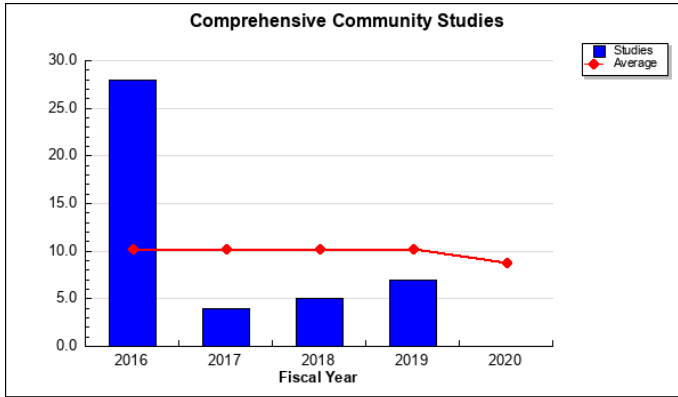
RDU/Component: State Subsistence Research

Contribution to Department's Mission

To scientifically gather, quantify, evaluate, and report information about customary and traditional uses of Alaska's fish and wildlife resources. (AS 16.05.094)

Results

(Additional performance information is available on the web at <https://omb.alaska.gov/results>.)



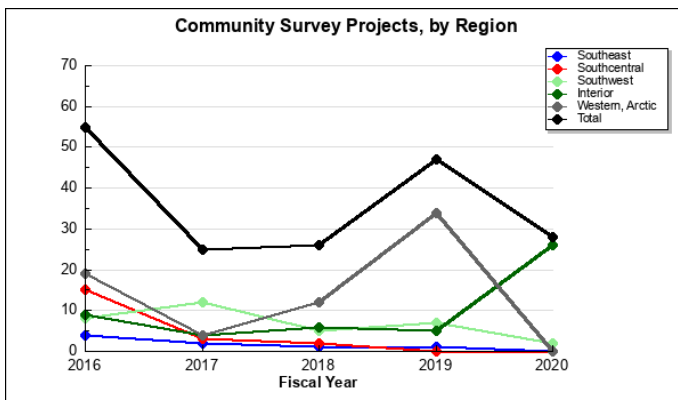
Core Services

- Compile and analyze existing data; conduct research to gather information on the role of hunting and fishing by Alaskans for customary and traditional uses.
- Disseminate current subsistence use information to the public, appropriate agencies and organizations, and fisheries and wildlife management divisions.
- Assist the Board of Fisheries, the Board of Game, and the Joint Board of Fisheries and Game to evaluate customary and traditional uses of Alaska's fish and wildlife resources and amounts reasonably necessary for subsistence uses (ANS) of those resources.
- Assist fisheries and wildlife managers in preparing management plans to ensure information on customary and traditional uses and fish and wildlife harvests is incorporated.

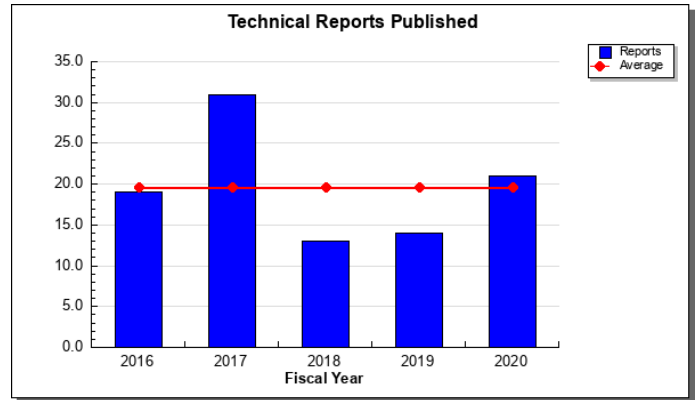
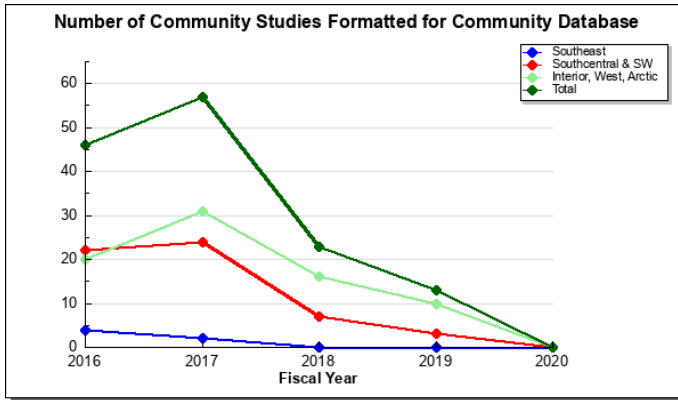
Measures by Core Service

(Additional performance information is available on the web at <https://omb.alaska.gov/results>.)

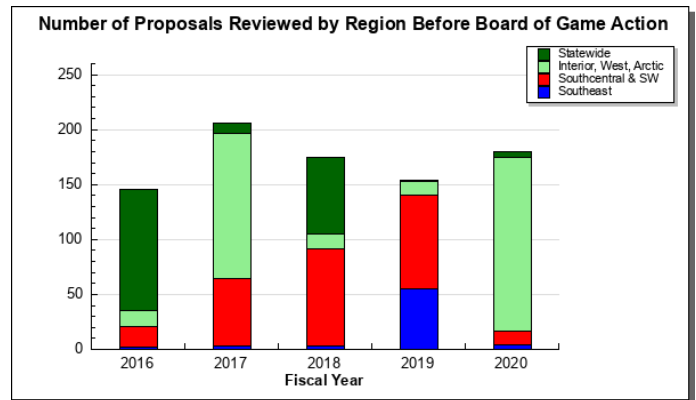
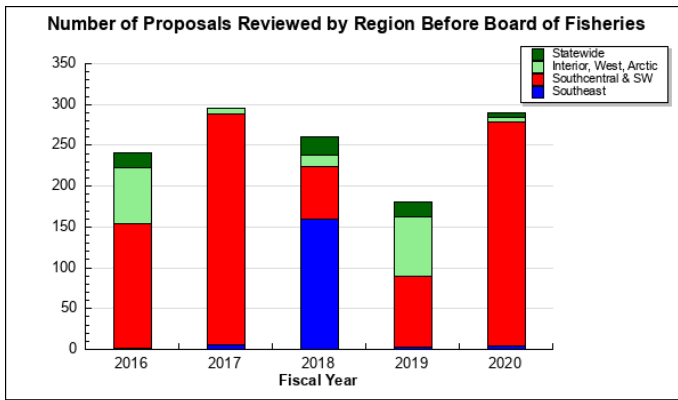
1. Compile and analyze existing data; conduct research to gather information on the role of hunting and fishing by Alaskans for customary and traditional uses.



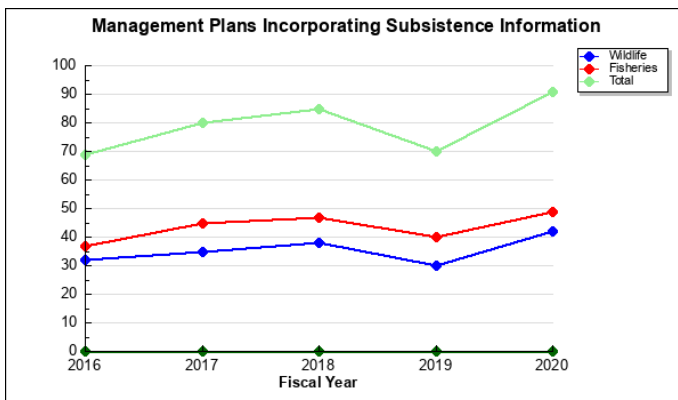
2. Disseminate current subsistence use information to the public, appropriate agencies and organizations, and fisheries and wildlife management divisions.



3. Assist the Board of Fisheries, the Board of Game, and the Joint Board of Fisheries and Game to evaluate customary and traditional uses of Alaska's fish and wildlife resources and amounts reasonably necessary for subsistence uses (ANS) of those resources.



4. Assist fisheries and wildlife managers in preparing management plans to ensure information on customary and traditional uses and fish and wildlife harvests is incorporated.



Major Component Accomplishments in 2020

Value of Subsistence Harvest to Alaska's Residents

Subsistence uses of fish and wildlife are given a priority over commercial fishing and recreational and personal use fishing and hunting in state and federal law. This means that when the harvestable portion of a fish stock or game population is not sufficient for all public uses, subsistence uses are restricted last by regulation. Under state

regulations all Alaskans have a subsistence priority irrespective of where they live. Under federal regulations only rural residents who are deemed to be federally qualified have a subsistence priority. This conflict in eligibility results in differential application of state and federal subsistence laws and resultant regulations and policies.

While access by non-federally qualified individuals to some fisheries and hunts has been restricted, by and large, fishers and hunters living in nonsubsistence areas have not experienced major changes in harvest opportunities due to the subsistence priority. General hunting and sport fishing regulations continue to provide opportunities for all Alaska residents and nonresidents. Personal use net fisheries provide for established food fisheries of urban residents in areas closed to subsistence fishing. State subsistence fisheries and hunts are open to all Alaskans regardless of residence.

The subsistence food harvest by Alaska residents (about 33.6 million pounds in 2017, excluding wild plants) represents about 0.9 percent of the fish and game harvested annually in Alaska. This total includes all noncommercial harvests by residents of rural areas plus harvests taken under subsistence fishing and hunting regulations by residents of nonsubsistence areas. Personal use fishing, and hunting under general regulations by Alaskans produce an additional 0.2 percent of all harvests. Sport fishing and hunting (sport fishing by Alaskans and nonresidents and all nonresident hunting) take 0.3 percent. Commercial fisheries account for the balance about 98.6 percent of the statewide harvest. Though relatively small in the statewide picture, subsistence fishing, hunting, and gathering provide a major part of the food supply of rural Alaska. The section's best estimate is about 34.0 million pounds (usable weight) of wild foods are harvested annually by residents of rural areas of the state, and 11.4 million pounds by urban residents in all noncommercial fisheries and hunts. On a per person basis, the annual wild food harvest is about 276 pounds per person per year for residents of rural areas (about 0.75 pounds a day per person), and 19 pounds per person per year for urban areas.

Subsistence fishing and hunting are a principal characteristic of the rural Alaska economy. Attaching a dollar value to wild food harvest is difficult, because subsistence products do not circulate in markets. However, if families did not have subsistence foods, substitutes would have to be purchased. If one assumes a replacement expense of \$5.00–\$10.00 per pound, the simple “replacement value” of the wild food harvests of communities outside nonsubsistence areas may be estimated at \$170–\$340 million annually, and at \$227–\$454 million for all Alaska communities. Outside Alaska's nonsubsistence areas, subsistence is part of an economic system called a “mixed, subsistence-market” economy. Families invest money into small-scale, efficient technologies to harvest wild foods, such as fish wheels, gillnets, motorized skiffs, and snowmachines. Subsistence food production is directed toward meeting the self-limited needs of families and small communities, and not toward market sale or accumulated profit as in commercial market production. Families follow a prudent economic strategy of using a portion of the household monetary earnings to capitalize in subsistence technologies for producing food. This combination of money from paid employment and subsistence food production is what characterizes the mixed, subsistence market economies outside nonsubsistence areas. Successful families in these areas combine jobs with subsistence activities and share wild food harvests with cash-poor households who cannot fish or hunt, such as elders, the disabled, and single parents with small children.

Reports and Data Completed

The primary goal of this section is to scientifically gather, quantify, evaluate, and report information about customary and traditional uses of Alaska's fish and wildlife resources. (AS 16.05.094) This information is used to inform decisions by regulatory bodies to ensure decisions are based on best available information. In FY2020, the onset of the global COVID-19 pandemic, and subsequent restrictions and closures imposed to protect public health and safety during the worldwide COVID-19 pandemic significantly affected the section's normal research activities. Reports and data graphs reflect the loss of data collection.

The section's research program continues to be a key component of the department's efforts to understand declining Chinook and sockeye salmon runs and the implications to subsistence users and uses of this resource.

Fish and Game Boards Support

The Board of Fisheries, Board of Game, and Joint Board of Fisheries and Game continued to consider information provided by the section as they deliberated on proposals for changes in hunting and fishing regulations. The section reviewed 470 proposals, emergency and subsistence petitions, and agenda change requests; and provided information to the boards on customary and traditional uses, and for making

determinations of amounts of fish and wildlife reasonably necessary for subsistence uses in several areas of the state. The Board of Fisheries acted on subsistence proposals primarily for the Lower and Upper Cook Inlet and Kodiak management areas, as well as statewide king and Tanner crab. The Board of Game addressed subsistence harvests and uses Tier II hunts in the Western/Arctic and Interior and Eastern Arctic regions. In addition, the Board of Game held two special meetings to address spring bear hunting opportunities affected by restrictions and closures imposed to protect public health and safety during the worldwide COVID-19 pandemic. There was no Joint Boards of Fisheries and Game meeting in FY2020.

Special Assignments

The section provided information and analysis of subsistence information as follows:

1. To the Federal Subsistence Board in providing the State of Alaska analysis and recommendations for proposals affecting subsistence uses of fish and wildlife on federal public lands.
2. To the North Pacific Fishery Management Council and the International Pacific Halibut Commission on uses of halibut for subsistence as part of their review and consideration of changes to subsistence halibut fishing regulations.
3. To the Alaska Migratory Bird Co-Management Council on subsistence bird hunting and harvest estimation as part of their consideration of hunting regulations and harvest monitoring programs in different regions of the state. The U.S. Fish & Wildlife Service transferred the coordination of the council's harvest assessment program to the section on the Steering Committee and the Scientific Technical Committee.
4. To the Kuskokwim Salmon Management Working Group, the Kuskokwim Inter-Tribal Fish Commission, and the U.S. Fish & Wildlife Service.
5. To the Yukon River Panel. The Northern Region Program Manager serves as alternate co-chair of the U.S.-Canada Yukon River Panel, which is charged with implementing provisions and obligations of the Pacific Salmon Treaty with Canada. Other division staff participate as members of the scientific Joint Technical Committee of the Yukon Panel. The division also has a lead role with the Arctic-Yukon-Kuskokwim Sustainable Salmon Initiative.

Key Component Challenges

Two of the section's goals are to continue collecting information representative of communities and regions of the state, and to provide the public with updated information and analysis of subsistence harvests and uses. In addition to restrictions and closures imposed to protect public health and safety during the worldwide COVID-19 pandemic, higher costs and reduced grant funds make these challenging goals to achieve, due to managing obligations from grant funding sources other than state general funds.

Acquisition of Customary and Traditional Harvest and Use Information

To the extent that funds are available and community pandemic mitigation measures are adopted, the section will continue annual harvest monitoring for state subsistence salmon fisheries for key areas where harvest information is essential for management and regulatory decisions. Harvest data are maintained in separate databases by several divisions; subsistence harvest and use data are not compiled and analyzed in a comprehensive fashion to present to regulatory boards, policymakers, and the public.

The section will prioritize funds to ensure that essential scientific information is provided to the public, the Board of Fisheries, Board of Game, fish and game managers, local fish and game advisory committees, Federal Subsistence Board, and inter-tribal commissions for regulation and management of fish and wildlife for subsistence uses, consistent with state law and the sustained yield principle.

The section will continue to serve the public from the Bethel field office through seasonal relocation, as well as in Douglas, Anchorage, and Fairbanks, in order to obtain local ecological knowledge and traditional knowledge.

Information Management, Analysis, and Dissemination

The division will continue analyzing customary and traditional harvest and use information as it is acquired. Given fiscal and pandemic constraints, on demand analyses and presentations of comprehensive subsistence harvest information are not part of annual operations and require reprogramming of staff and funding from other

core services to address issues as requested by boards and policymaking bodies. Constraints in meeting these short notice requests are occurring.

Contingent on available funding and pandemic mitigation measures, the section will continue to analyze the impacts of, and provide information for, subsistence resource issues that may require regulatory actions due to shifting climates and food security. This includes continuing to coordinate efforts with other departments and agencies to assist in potential regulatory responses in their arenas as necessary.

The section continues to assist the Board of Game and Board of Fisheries as they further refine customary and traditional subsistence uses of Alaska's fish and wildlife, which includes updates to amounts reasonably necessary for subsistence (ANS) findings, especially for species with management concerns or allocation issues.

The section continues to contribute to the department's review and analysis of legal challenges, state and federal court cases, legislation, Endangered Species Act (ESA) listings, and Environmental Impact Statement (EIS) filings affecting customary and traditional uses of fish and wildlife resources by all Alaskans. This is an essential service, and the section has reprogrammed staff and funding from core services in order to provide a rapid response to data requests.

Significant Changes in Results to be Delivered in FY2022

The section anticipates the delivery of significant updates to research results on subsistence uses of Alaska's fish and wildlife, such as the Western Arctic Caribou Herd, from partnering with other divisions as well as partnership projects with other state and federal agencies.

Statutory and Regulatory Authority

AS 16.05.090
AS 16.05.094
AS 16.05.258
AS 37.14.400

5 AAC 99.010

Contact Information
<p>Contact: Lisa Olson, Division Operations Manager Phone: (907) 267-2545 E-mail: lisa.olson@alaska.gov</p>

State Subsistence Research Personal Services Information					
Authorized Positions			Personal Services Costs		
	FY2021 Management Plan	FY2022 Governor			
Full-time	21	19	Annual Salaries		2,443,446
Part-time	20	22	COLA		23,826
Nonpermanent	2	2	Premium Pay		47,467
			Annual Benefits		1,524,318
			Less 0.12% Vacancy Factor		(4,857)
			Lump Sum Premium Pay		0
Totals	43	43	Total Personal Services		4,034,200

Position Classification Summary					
Job Class Title	Anchorage	Fairbanks	Juneau	Others	Total
Accounting Technician I	0	1	0	0	1
Administrative Assistant II	0	2	0	0	2
Administrative Officer I	0	1	0	0	1
College Intern I	1	0	0	0	1
Division Operations Manager	1	0	0	0	1
Fish & Game Program Technician	2	0	0	0	2
Fish & Wildlife Technician II	0	0	0	2	2
Fish & Wildlife Technician III	0	3	0	0	3
Fishery Biologist I	1	0	0	0	1
Publications Specialist II	1	0	0	0	1
Publications Technician II	1	1	0	0	2
Research Analyst I	0	1	0	0	1
Research Analyst II	1	0	0	0	1
Research Analyst III	3	0	0	0	3
Research Analyst IV	2	0	0	0	2
Sub Res Spec I	0	4	0	0	4
Sub Res Spec II	2	3	0	0	5
Sub Res Speciii	2	3	1	0	6
Subsistence Program Manager	2	1	0	0	3
Wildlife Biologist II	1	0	0	0	1
Totals	20	20	1	2	43

Component Detail All Funds
Department of Fish and Game

Component: State Subsistence Research (2625)
RDU: Subsistence Research & Monitoring (270)

Non-Formula Component

	FY2020 Actuals	FY2021 Conference Committee	FY2021 Authorized	FY2021 Management Plan	FY2022 Governor	FY2021 Management Plan vs FY2022 Governor	
71000 Personal Services	3,574.2	4,010.4	4,010.4	4,010.4	4,034.2	23.8	0.6%
72000 Travel	93.7	128.5	128.5	128.5	128.5	0.0	0.0%
73000 Services	419.8	970.8	970.8	970.8	970.8	0.0	0.0%
74000 Commodities	31.8	181.8	181.8	181.8	181.8	0.0	0.0%
75000 Capital Outlay	0.2	5.0	5.0	5.0	5.0	0.0	0.0%
77000 Grants, Benefits	0.0	0.0	0.0	0.0	0.0	0.0	0.0%
78000 Miscellaneous	0.0	0.0	0.0	0.0	0.0	0.0	0.0%
Totals	4,119.7	5,296.5	5,296.5	5,296.5	5,320.3	23.8	0.4%
Fund Sources:							
1001 CBR Fund (UGF)	0.0	617.5	617.5	617.5	0.0	-617.5	-100.0%
1002 Fed Rcpts (Fed)	1,125.2	1,648.5	1,648.5	1,648.5	1,656.6	8.1	0.5%
1004 Gen Fund (UGF)	2,450.0	1,852.4	1,852.4	1,852.4	2,480.4	628.0	33.9%
1007 I/A Rcpts (Other)	260.3	778.3	778.3	778.3	781.1	2.8	0.4%
1061 CIP Rcpts (Other)	232.5	204.3	204.3	204.3	205.8	1.5	0.7%
1108 Stat Desig (Other)	51.7	195.5	195.5	195.5	196.4	0.9	0.5%
Unrestricted General (UGF)	2,450.0	2,469.9	2,469.9	2,469.9	2,480.4	10.5	0.4%
Designated General (DGF)	0.0	0.0	0.0	0.0	0.0	0.0	0.0%
Other Funds	544.5	1,178.1	1,178.1	1,178.1	1,183.3	5.2	0.4%
Federal Funds	1,125.2	1,648.5	1,648.5	1,648.5	1,656.6	8.1	0.5%
Positions:							
Permanent Full Time	22	22	22	21	19	-2	-9.5%
Permanent Part Time	24	24	24	20	22	2	10.0%
Non Permanent	3	3	3	2	2	0	0.0%

Change Record Detail - Multiple Scenarios with Descriptions
Department of Fish and Game

Component: State Subsistence Research (2625)
RDU: Subsistence Research & Monitoring (270)

Scenario/Change Record Title	Trans Type	Totals	Personal Services	Travel	Services	Commodities	Capital Outlay	Grants, Benefits	Miscellaneous	Positions		NP
										PFT	PPT	
***** Changes From FY2021 Conference Committee To FY2021 Authorized *****												
Conference Committee												
	ConfCom	5,296.5	4,010.4	128.5	970.8	181.8	5.0	0.0	0.0	22	24	3
1001 CBR Fund		617.5										
1002 Fed Rcpts		1,648.5										
1004 Gen Fund		1,852.4										
1007 I/A Rcpts		778.3										
1061 CIP Rcpts		204.3										
1108 Stat Desig		195.5										
Subtotal		5,296.5	4,010.4	128.5	970.8	181.8	5.0	0.0	0.0	22	24	3
***** Changes From FY2021 Authorized To FY2021 Management Plan *****												
Delete Four Vacant Subsistence Resource Specialist II position (11-0416, 11-0423, 11-0427, and 11-0438) No Longer Needed												
	PosAdj	0.0	0.0	0.0	0.0	0.0	0.0	0.0	0.0	-1	-3	0
Delete three vacant part-time Subsistence Resource Specialist II positions (11-0416, 11-0427, and 11-0438), range 16, located in Anchorage, and one vacant full-time Subsistence Resource Specialist II (11-0423), range 16, located in Anchorage. These positions are no longer needed based on anticipated workload.												
Delete Expired College Intern I (11-IN0920) and Graduate Intern I (11-IN1303) No Longer Needed												
	PosAdj	0.0	0.0	0.0	0.0	0.0	0.0	0.0	0.0	0	0	-2
Delete an expired part-time College Intern I (11-IN0920), range 8, located in Anchorage, and expired part-time Graduate Intern I (11-IN1303), range 14, located in Fairbanks. These positions are no longer needed based on anticipated workload.												
Delete Vacant Fish and Wildlife Technician III (11-0463) No Longer Needed												
	PosAdj	0.0	0.0	0.0	0.0	0.0	0.0	0.0	0.0	0	-1	0
Delete a vacant part-time Fish and Wildlife Technician III (11-0463), range 11, located in Fairbanks. This position is no longer needed based on anticipated workload.												
Add Wildlife Biologist II (11-N20042) for Subsistence Bird Program Work												
	PosAdj	0.0	0.0	0.0	0.0	0.0	0.0	0.0	0.0	0	0	1
Add a non-permanent Wildlife Biologist II, (11-N20042), range 16, located in Anchorage, expiring 06/30/23, to provide biological expertise in research and reporting for the Subsistence Bird Program resulting from increased concern about the biological nature of specific bird resources.												
Subtotal		5,296.5	4,010.4	128.5	970.8	181.8	5.0	0.0	0.0	21	20	2
***** Changes From FY2021 Management Plan To FY2022 Governor *****												
FY2022 Salary Adjustments												

Change Record Detail - Multiple Scenarios with Descriptions
Department of Fish and Game

Component: State Subsistence Research (2625)
RDU: Subsistence Research & Monitoring (270)

Scenario/Change Record Title	Trans Type	Totals	Personal Services	Travel	Services	Commodities	Capital Outlay	Grants, Benefits	Miscellaneous	Positions		NP
										PFT	PPT	
	SalAdj	23.8	23.8	0.0	0.0	0.0	0.0	0.0	0.0	0	0	0
1002 Fed Rcpts		8.1										
1004 Gen Fund		10.5										
1007 I/A Rcpts		2.8										
1061 CIP Rcpts		1.5										
1108 Stat Desig		0.9										
FY2022 1% COLA for ASEA/General Government (GG/GP/GY/GZ): \$23.8												
Change Research Analyst II (11-0458) from Full-Time to Part-Time or Workload Adjustment												
	PosAdj	0.0	0.0	0.0	0.0	0.0	0.0	0.0	0.0	-1	1	0
Change full-time Research Analyst (11-0458), range 16, located in Anchorage, to part-time for an adjustment in the workload.												
Change Subsistence Resource Specialist II (11-0430) from Full-Time to Part-Time for Workload Adjustment												
	PosAdj	0.0	0.0	0.0	0.0	0.0	0.0	0.0	0.0	-1	1	0
Change full-time Subsistence Resource Specialist II (11-0430), range 16, located in Anchorage, to part-time for an adjustment in the workload.												
Fund Source Adjustment of CBRF to UGF												
	FndChg	0.0	0.0	0.0	0.0	0.0	0.0	0.0	0.0	0	0	0
1001 CBR Fund		-617.5										
1004 Gen Fund		617.5										
Totals		5,320.3	4,034.2	128.5	970.8	181.8	5.0	0.0	0.0	19	22	2

Line Item Detail (1676)
Department of Fish and Game
Travel

Component: State Subsistence Research (2625)

Line Number	Line Name		FY2020 Actuals	FY2021 Management Plan	FY2022 Governor
2000	Travel		93.7	128.5	128.5
Object Class	Servicing Agency	Explanation	FY2020 Actuals	FY2021 Management Plan	FY2022 Governor
2000 Travel Detail Totals			93.7	128.5	128.5
2000	In-State Employee Travel	In-state employee travel including transportation and lodging	89.0	126.8	118.5
2001	In-State Non-Employee Travel	In-state non-employee travel including transportation and lodging	1.7	0.0	0.0
2002	Out of State Employee Travel	Out-of-state employee travel including transportation and lodging	3.0	1.7	10.0

Line Item Detail (1676)
Department of Fish and Game
Services

Component: State Subsistence Research (2625)

Line Number	Line Name		FY2020 Actuals	FY2021 Management Plan	FY2022 Governor
3000	Services		419.8	970.8	970.8
Object Class	Servicing Agency	Explanation	FY2020 Actuals	FY2021 Management Plan	FY2022 Governor
3000 Services Detail Totals			419.8	970.8	970.8
3000	Education Services	Training/conference fees and memberships	5.3	10.0	0.5
3001	Financial Services	Management/consulting services and interest expenses HB39 - Bankcard Service Fees Reimbursed	0.1	0.4	0.5
3002	Legal and Judicial Services	Legal and Judicial Services	0.3	0.0	0.0
3003	Information Technology	Information technology training and consulting services and software licensing and maintenance	7.8	71.8	37.3
3004	Telecommunications	Television, long distance, data/network and cell phone services	11.0	21.0	32.6
3006	Delivery Services	Freight and postage	8.2	27.8	26.8
3008	Utilities	Electric, water, sewage, disposal and heating services	6.5	34.0	41.5
3009	Structure/Infrastructure/Land	Appraisal, architect, engineer services and structure/land maintenance and rentals	7.4	26.5	45.7
3010	Equipment/Machinery	Equipment rental, maintenance services and equipment operator charges	1.2	5.4	12.8
3011	Other Services	Printing, copy services, transportation and consulting services. Environmental and economic development fees	123.2	506.0	494.2
3015	Inter-Agency	FishGm - AYK Region Fisheries Mgmt. RSAs - Yukon River Panel and JTC	85.5	91.8	91.8

Line Item Detail (1676)
Department of Fish and Game
Services

Component: State Subsistence Research (2625)

Object Class	Servicing Agency	Explanation	FY2020 Actuals	FY2021 Management Plan	FY2022 Governor
3000 Services Detail Totals			419.8	970.8	970.8
	Conservation/Environmental (2169)	Support			
3015	Inter-Agency Conservation/Environmental	FishGm - Sport Fisheries (464) RSAs - ARLIS Library Support Services	4.4	5.0	5.2
3017	Inter-Agency Information Technology Non-Telecommunications	Admin - Department-wide Computer Services	24.3	25.5	26.8
3021	Inter-Agency Mail	Admin - Department-wide Centralized mail services chargeback	1.6	1.7	1.8
3023	Inter-Agency Building Leases	Admin - Department-wide Leases	115.9	121.7	127.8
3023	Inter-Agency Building Leases	Trans - Department-wide Leases	2.5	2.6	2.8
3026	Inter-Agency Insurance	Admin - Department-wide Risk management, and property insurance	1.3	1.4	1.4
3027	Inter-Agency Financial	Admin - Department-wide State payroll (HRM) and accounting (IRIS & ALDER) systems chargeback	7.1	7.5	7.8
3028	Inter-Agency Americans with Disabilities Act Compliance	Admin - Department-wide Americans with Disabilities Act (ADA) chargeback	0.3	0.3	0.4
3037	State Equipment Fleet	Trans - Department-wide State Equipment Fleet	5.9	10.4	13.1

Line Item Detail (1676)
Department of Fish and Game
Commodities

Component: State Subsistence Research (2625)

Line Number	Line Name		FY2020 Actuals	FY2021 Management Plan	FY2022 Governor
4000	Commodities		31.8	181.8	181.8
Object Class	Servicing Agency	Explanation	FY2020 Actuals	FY2021 Management Plan	FY2022 Governor
4000 Commodities Detail Totals			31.8	181.8	181.8
4000	Business	Books, furniture, tools, business supplies and information technology equipment <\$5,000	29.9	145.3	140.2
4002	Household/Institutional	Landscaping, food, and cleaning supplies	0.4	1.7	0.5
4004	Safety	Firearms, ammunition, and other safety supplies	0.6	1.1	4.3
4015	Parts and Supplies	Parts and supplies	0.2	1.1	2.7
4019	Small Tools/Minor Equipment	Flat sockets, drill bits, hooks, hammers, and other small tools	0.1	0.6	3.2
4020	Equipment Fuel	Equipment Fuel	0.0	32.0	30.9
4022	Commodity Transfer	Commodity transfer	0.6	0.0	0.0

Line Item Detail (1676)
Department of Fish and Game
Capital Outlay

Component: State Subsistence Research (2625)

Line Number	Line Name		FY2020 Actuals	FY2021 Management Plan	FY2022 Governor
5000	Capital Outlay		0.2	5.0	5.0
Object Class	Servicing Agency	Explanation	FY2020 Actuals	FY2021 Management Plan	FY2022 Governor
5000 Capital Outlay Detail Totals			0.2	5.0	5.0
5004	Equipment	Automobile and marine equipment	0.2	5.0	5.0

Revenue Detail (1681)
Department of Fish and Game

Component: State Subsistence Research (2625)

Revenue Type (OMB Fund Code) Revenue Source	Component	Comment	FY2020 Actuals	FY2021 Management Plan	FY2022 Governor
5002 Fed Rcpts (1002 Fed Rcpts)			1,510.2	1,648.5	1,656.6
5003 Federal - Indirect Recovery		The department collects indirect assessed on all federal projects. This indirect is carryforward revenue.	385.0	385.0	0.0
5010 Federal Natural Resources - Miscellaneous Grants		Federal receipts are primarily from the US Fish and Wildlife Service (FWS), National Park Service (NPS), National Oceanic and Atmospheric Administrations (NOAA).	1,125.2	1,263.5	1,656.6
5007 I/A Rcpts (1007 I/A Rcpts)			383.2	778.3	781.1
5301 Inter-Agency Receipts	FishGm - Central Region Fisheries Mgmt. (2168)	RSAs - Various RSAs with Commercial Fisheries (CF) including CF Subsistence Fisheries.	52.9	53.4	55.0
5301 Inter-Agency Receipts	FishGm - Sport Fisheries (464)	RSAs - Various RSAs with Sport Fisheries (SF) including Upper Tanana Salmon Harvest and Yukon River Burbot Harvest.	40.0	20.9	0.0
5301 Inter-Agency Receipts	FishGm - State Subsistence Research (2625)	RSAs - Projects yet to be determined and indirect carryforward assessed on federal pass through RSAs.	137.3	350.5	179.7
5301 Inter-Agency Receipts	FishGm - Wildlife Conservation (473)	RSAs - Various RSAs with Wildlife Conservation (WC) including Northwest Alaska Caribou Harvest, Emperor Goose and Migratory Bird Harvest, Unit 18 Big Game Harvest.	81.8	343.4	476.6
5301 Inter-Agency Receipts	H&SS - Department-wide	Coronavirus Relief Fund.	8.0	0.0	0.0
5301 Inter-Agency Receipts	NatRes - Department-wide	RSAs - Various RSAs with the Department of Natural Resources (DNR) including Ambler Road Review and Alaska Liquid Natural Gas Right of Way Efforts projects.	7.8	0.0	0.0
5301 Inter-Agency Receipts	Univ - Department-wide	RSAs - Various RSAs with	55.4	10.1	69.8

Revenue Detail (1681)
Department of Fish and Game

Component: State Subsistence Research (2625)

Revenue Type (OMB Fund Code) Revenue Source	Component	Comment	FY2020 Actuals	FY2021 Management Plan	FY2022 Governor
		University of Alaska Fairbanks including Biophysical Characteristics and Mechanics of Environmental Disturbance and Adaptive Coupling of Human Environment Linkages, Wainwright and NonDalton Survey Effort			
5061 CIP Rcpts (1061 CIP Rcpts)			232.5	204.3	205.8
5351 Capital Improvement Project Inter-Agency		Receipts for personal services associated with capital funded projects.	232.5	204.3	205.8
5108 Stat Desig (1108 Stat Desig)			57.3	195.5	196.4
5206 Statutory Designated Program Receipts - Contracts		Receipts from a variety of outside agencies. Agencies include but are not limited to: Bristol Bay Native Association. North Pacific Research Board. Sealaska and National Fish and Wildlife Foundation	57.3	195.5	196.4

Inter-Agency Services (1682)
Department of Fish and Game

Component: State Subsistence Research (2625)

				FY2020 Actuals	FY2021 Management Plan	FY2022 Governor
Component Totals				248.8	267.9	278.9
With Department of Fish and Game				89.9	96.8	97.0
With Department of Administration				150.5	158.1	166.0
With Department of Transportation/Public Facilities				8.4	13.0	15.9
Object Class	Servicing Agency	Explanation		FY2020 Actuals	FY2021 Management Plan	FY2022 Governor
3015	Inter-Agency Conservation/Environmental	FishGm - AYK Region Fisheries Mgmt. (2169)	RSAs - Yukon River Panel and JTC Support	85.5	91.8	91.8
3015	Inter-Agency Conservation/Environmental	FishGm - Sport Fisheries (464)	RSAs - ARLIS Library Support Services	4.4	5.0	5.2
3017	Inter-Agency Information Technology Non-Telecommunications	Admin - Department-wide	Computer Services	24.3	25.5	26.8
3021	Inter-Agency Mail	Admin - Department-wide	Centralized mail services chargeback	1.6	1.7	1.8
3023	Inter-Agency Building Leases	Admin - Department-wide	Leases	115.9	121.7	127.8
3023	Inter-Agency Building Leases	Trans - Department-wide	Leases	2.5	2.6	2.8
3026	Inter-Agency Insurance	Admin - Department-wide	Risk management, and property insurance	1.3	1.4	1.4
3027	Inter-Agency Financial	Admin - Department-wide	State payroll (HRM) and accounting (IRIS & ALDER) systems chargeback	7.1	7.5	7.8
3028	Inter-Agency Americans with Disabilities Act Compliance	Admin - Department-wide	Americans with Disabilities Act (ADA) chargeback	0.3	0.3	0.4
3037	State Equipment Fleet	Trans - Department-wide	State Equipment Fleet	5.9	10.4	13.1

Personal Services Expenditure Detail
Department of Fish and Game

Scenario: FY2022 Governor (17280)
Component: State Subsistence Research (2625)
RDU: Subsistence Research & Monitoring (270)

PCN	Job Class Title	Time Status	Retire Code	Barg Unit	Location	Salary Sched	Range / Step	Comp Months	Split / Count	Annual Salaries	COLA	Premium Pay	Annual Benefits	Total Costs	UGF Amount
11-0401	Research Analyst III	FT	A	GP	Anchorage	200	18G / J	12.0		73,673	992	0	44,289	118,954	87,233
11-0402	Sub Res Speciii	FT	A	GP	Fairbanks	203	18F / G	12.0		73,026	983	0	44,065	118,074	44,278
11-0403	Research Analyst III	PT	A	GP	Anchorage	200	18K	11.0		71,983	969	0	42,138	115,090	46,223
11-0405	Subsistence Program Manager	FT	A	SS	Anchorage	200	22D	12.0		92,269	0	0	50,765	143,034	0
11-0408	Sub Res Spec II	PT	A	GP	Fairbanks	203	16D / E	11.0		55,134	742	0	36,306	92,182	39,638
11-0409	Sub Res Speciii	FT	A	GP	Fairbanks	203	18J	12.0		78,332	1,054	0	45,901	125,287	79,348
11-0411	Administrative Assistant II	FT	A	GP	Fairbanks	203	14F	12.0		55,322	745	0	37,937	94,004	52,877
11-0412	Publications Technician II	PT	A	GP	Fairbanks	203	13G / J	11.0		48,980	659	0	34,176	83,815	57,832
11-0413	Sub Res Speciii	FT	A	GP	Anchorage	200	18B / C	12.0		62,908	847	0	40,563	104,318	47,378
11-0415	Division Operations Manager	FT	A	SS	Anchorage	200	24K	12.0		120,453	0	0	60,519	180,972	180,972
11-0422	Sub Res Speciii	FT	A	GP	Douglas	205	18K	12.0		82,446	1,110	0	47,325	130,881	46,354
11-0425	Sub Res Spec I	PT	A	GP	Fairbanks	203	14C / D	11.0		42,420	674	7,635	34,549	85,278	10,753
11-0426	Sub Res Spec II	PT	A	GP	Anchorage	200	16K / L	11.0		63,344	853	0	39,148	103,345	87,843
11-0429	Sub Res Spec I	PT	A	GP	Fairbanks	203	14C / D	11.0		46,264	687	4,771	34,888	86,610	34,978
11-0430	Sub Res Spec II	PT	A	GP	Anchorage	99	16Q / R	11.0		79,614	1,072	0	44,779	125,465	26,487
11-0431	Subsistence Program Manager	FT	A	SS	Anchorage	200	22C / D	12.0		91,732	0	0	50,579	142,311	142,311
11-0433	Publications Technician II	PT	A	GP	Anchorage	200	13J	10.0		42,028	574	622	30,420	73,644	48,277
11-0435	Subsistence Program Manager	FT	A	SS	Fairbanks	203	22J / K	12.0		105,688	0	0	55,409	161,097	161,097
11-0436	Administrative Assistant II	FT	A	GP	Fairbanks	203	14G / J	12.0		58,895	793	0	39,174	98,862	98,862
11-0440	Sub Res Spec I	PT	A	GP	Fairbanks	203	14G	11.0		52,338	744	2,898	36,342	92,322	43,347
11-0441	Sub Res Speciii	FT	A	GP	Fairbanks	203	18E / F	12.0		70,970	955	0	43,353	115,278	54,276
11-0442	Research Analyst III	PT	A	GP	Anchorage	200	18A / B	1.0		5,146	69	0	3,347	8,562	0
11-0444	Fish & Game Program Technician	FT	A	GP	Anchorage	200	12D / E	12.0		44,635	601	0	34,239	79,475	39,406
11-0446	Fish & Wildlife Technician III	PT	A	GP	Fairbanks	203	11C / D	11.0		37,802	509	0	30,308	68,619	0
11-0447	Sub Res Spec II	PT	A	GP	Fairbanks	203	16D / E	11.0		55,134	742	0	36,306	92,182	35,197
11-0448	Sub Res Spec II	PT	A	GP	Fairbanks	203	16G	1.0		5,483	74	0	3,464	9,021	0
11-0449	Sub Res Speciii	FT	A	GP	Anchorage	200	18D / E	12.0		67,360	907	0	42,104	110,371	69,441
11-0450	Sub Res Spec I	PT	A	GP	Fairbanks	203	14D / E	11.0		47,653	707	4,870	35,403	88,633	25,258
11-0454	Administrative Officer I	FT	A	SS	Fairbanks	203	17M / N	12.0		87,231	0	0	49,021	136,252	136,252
11-0456	Publications Specialist II	FT	A	GP	Anchorage	200	16G	12.0		63,882	860	0	40,900	105,642	61,185
11-0457	Research Analyst IV	FT	A	SS	Anchorage	99	21M / N	12.0		106,075	0	0	55,543	161,618	0
11-0458	Research Analyst II	PT	A	GP	Anchorage	200	16E / F	11.0		56,344	774	1,146	37,122	95,386	34,686
11-0460	Research Analyst IV	FT	A	SS	Anchorage	200	21M	12.0		104,874	0	0	55,127	160,001	160,001
11-0464	Fish & Wildlife Technician III	PT	A	GP	Fairbanks	203	11D / E	4.0		14,502	195	0	11,283	25,980	0

Note: If a position is split, an asterisk (*) will appear in the Split/Count column. If the split position is also counted in the component, two asterisks (**) will appear in this column. [No valid job title] appearing in the Job Class Title indicates that the PCN has an invalid class code or invalid range for the class code effective date of this scenario.

Personal Services Expenditure Detail
Department of Fish and Game

Scenario: FY2022 Governor (17280)
Component: State Subsistence Research (2625)
RDU: Subsistence Research & Monitoring (270)

PCN	Job Class Title	Time Status	Retire Code	Barg Unit	Location	Salary Sched	Range / Step	Comp Months	Split / Count	Annual Salaries	COLA	Premium Pay	Annual Benefits	Total Costs	UGF Amount
11-0466	Fish & Wildlife Technician III	PT	A	GP	Fairbanks	203	11G / J	11.0		42,721	626	3,785	33,320	80,452	0
11-0467	Accounting Technician I	FT	A	GP	Fairbanks	203	12B / C	12.0		43,095	580	0	33,705	77,380	77,380
11-0468	Research Analyst I	PT	A	GP	Fairbanks	203	13G	11.0		40,615	574	2,051	31,991	75,231	37,036
11-1155	Fishery Biologist I	PT	A	GP	Anchorage	200	14K / L	11.0		55,547	821	5,412	38,322	100,102	0
11-5176	Fish & Wildlife Technician II	PT	A	GP	Bethel	250	9E / F	4.0		18,866	301	3,458	13,990	36,615	36,615
11-5229	Fish & Wildlife Technician II	PT	A	GP	Bethel	250	9C	4.0		17,602	283	3,452	13,550	34,887	34,887
11-6033	Fish & Game Program Technician	PT	A	GP	Anchorage	200	12A	3.0		9,916	133	0	8,130	18,179	0
11-IN0921	College Intern I	NP	N	EE	Anchorage	N00	8A	1.4		3,686	0	0	380	4,066	0
11-N20042	Wildlife Biologist II	NP	N	GP	Anchorage	200	16A	11.0		47,458	617	7,367	24,138	79,580	0
Total													Total Salary Costs:	2,443,446	
Positions													Total COLA:	23,826	
Full Time Positions:													Total Premium Pay:	47,467	
Part Time Positions:													Total Benefits:	1,524,318	
Non Permanent Positions:													Total Pre-Vacancy:	4,039,057	
Positions in Component:													Minus Vacancy Adjustment of 0.12%:	(4,857)	
Total Component Months: 432.4													Total Post-Vacancy:	4,034,200	
													Plus Lump Sum Premium Pay:	0	
													Personal Services Line 100:	4,034,200	

PCN Funding Sources:	Pre-Vacancy	Post-Vacancy	Percent
1002 Federal Receipts	1,110,872	1,109,536	27.50%
1004 General Fund Receipts	2,137,708	2,135,138	52.93%
1007 Interagency Receipts	457,641	457,091	11.33%
1061 Capital Improvement Project Receipts	199,468	199,228	4.94%
1108 Statutory Designated Program Receipts	133,368	133,208	3.30%
Total PCN Funding:	4,039,057	4,034,200	100.00%

Note: If a position is split, an asterisk (*) will appear in the Split/Count column. If the split position is also counted in the component, two asterisks (**) will appear in this column. [No valid job title] appearing in the Job Class Title indicates that the PCN has an invalid class code or invalid range for the class code effective date of this scenario.

Department of Fish and Game
2625 - State Subsistence Research
FY2022 Governor Budget

11-0101
COMMISSIONER
R0
ANCHORAGE
EX

11-0467
ACCOUNTING
TECHNICIAN I
R12
FAIRBANKS
CL

11-0454
ADMINISTRATIVE
OFFICER I
R17
FAIRBANKS
CL

11-0415
DIVISION OPERATIONS
MANAGER
R24
ANCHORAGE
CL

11-0431
SUBSISTENCE
PROGRAM MANAGER
R22
ANCHORAGE
CL

11-0436
ADMINISTRATIVE
ASSISTANT II
R14
FAIRBANKS
CL

11-0411
ADMINISTRATIVE
ASSISTANT II
R14
FAIRBANKS
CL

11-0435
SUBSISTENCE
PROGRAM MANAGER
R22
FAIRBANKS
CL

11-0405
SUBSISTENCE
PROGRAM MANAGER
R22
ANCHORAGE
CL

11-0413
SUBSISTENCE RESOURCE
SPECIALIST III
R18
ANCHORAGE
CL

11-0449
SUBSISTENCE RESOURCE
SPECIALIST III
R18
ANCHORAGE
CL

11-0422
SUBSISTENCE RESOURCE
SPECIALIST III
R18
DOUGLAS
CL

11-0402
SUBSISTENCE RESOURCE
SPECIALIST III
R18
FAIRBANKS
CL

11-0409
SUBSISTENCE RESOURCE
SPECIALIST III
R18
FAIRBANKS
CL

11-0441
SUBSISTENCE RESOURCE
SPECIALIST III
R18
FAIRBANKS
CL

11-0460
RESEARCH
ANALYST IV
R21
ANCHORAGE
CL

11-0457
RESEARCH
ANALYST IV
R21
ANCHORAGE
CL

11-0426
SUBSISTENCE
RESOURCE SPECIALIST II
R16
ANCHORAGE
CL

11-0430
SUBSISTENCE
RESOURCE SPECIALIST II
R16
ANCHORAGE
CL

11-0447
SUBSISTENCE RESOURCE
SPECIALIST II
R16
FAIRBANKS
CL

11-0408
SUBSISTENCE RESOURCE
SPECIALIST II
R16
FAIRBANKS
CL

11-0450
SUBSISTENCE
RESOURCE SPECIALIST I
R14
FAIRBANKS
CL

11-0401
RESEARCH
ANALYST III
R18
ANCHORAGE
CL

11-0448
SUBSISTENCE
RESOURCE SPECIALIST II
R16
FAIRBANKS
CL

11-6033
FISH & GAME
PROGRAM TECHNICIAN
R12
ANCHORAGE
CL

11-0440
SUBSISTENCE RESOURCE
SPECIALIST I
R14
FAIRBANKS
CL

11-0425
SUBSISTENCE RESOURCE
SPECIALIST I
R14
FAIRBANKS
CL

11-0403
RESEARCH
ANALYST III
R18
ANCHORAGE
CL

11-N20042
WILDLIFE
BIOLOGIST II
R16
ANCHORAGE
CL

11-0429
SUBSISTENCE RESOURCE
SPECIALIST I
R14
FAIRBANKS
CL

11-0468
RESEARCH ANALYST I
R13
FAIRBANKS
CL

11-0442
RESEARCH
ANALYST III
R18
ANCHORAGE
CL

11-0456
PUBLICATIONS
SPECIALIST II
R16
ANCHORAGE
CL

11-0464
FISH & WILDLIFE
TECHNICIAN III
R11
FAIRBANKS
CL

11-0466
FISH & WILDLIFE
TECHNICIAN III
R11
FAIRBANKS
CL

11-0458
RESEARCH
ANALYST II
R16
ANCHORAGE
CL

11-0433
PUBLICATIONS
TECHNICIAN II
R13
ANCHORAGE
CL

11-0446
FISH & WILDLIFE
TECHNICIAN III
R11
FAIRBANKS
CL

11-0444
FISH & GAME
PROGRAM TECHNICIAN
R12
ANCHORAGE
CL

11-0412
PUBLICATIONS
TECHNICIAN II
R13
FAIRBANKS
CL

11-1155
FISHERY
BIOLOGIST I
R14
ANCHORAGE
CL

11-5176
FISH & WILDLIFE
TECHNICIAN II
R09
BETHEL
CL

11-IN0921
COLLEGE
INTERN I
R08
ANCHORAGE
CL

11-5229
FISH & WILDLIFE
TECHNICIAN II
R09
BETHEL
CL

Supervisor

Continued from
another tier or unit

Lead
Supervisor

