

# **State of Alaska FY2022 Governor's Operating Budget**

## **Department of Fish and Game Commercial Fisheries Entry Commission Component Budget Summary**

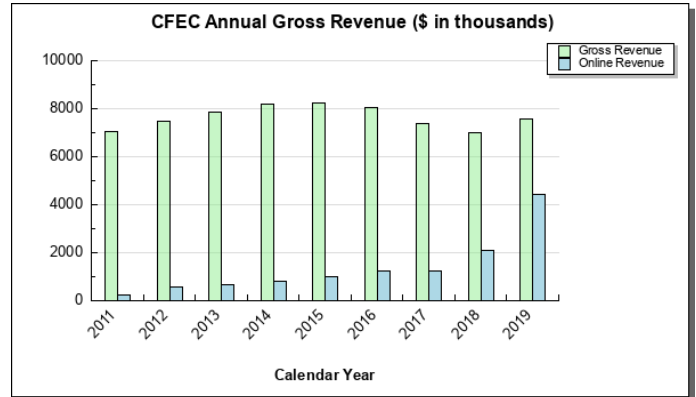
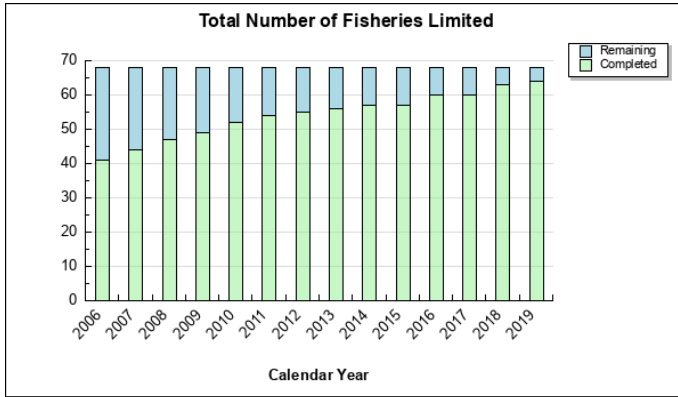
Component: Commercial Fisheries Entry Commission

Contribution to Department's Mission

To control entry into Alaska's commercial fisheries to promote conservation of Alaska's fishery resources and economic health of commercial fishing.

Results

(Additional performance information is available on the web at <https://omb.alaska.gov/results>.)



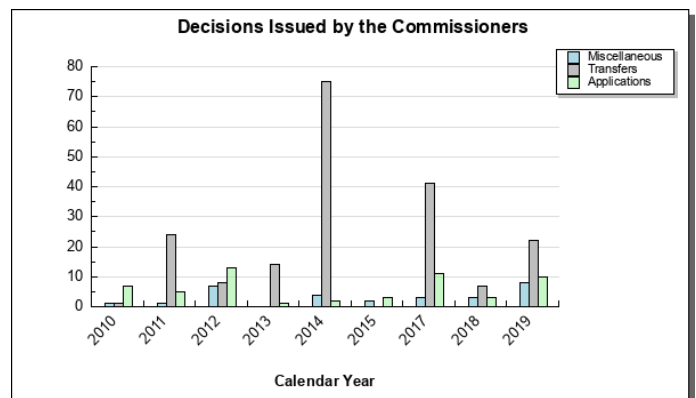
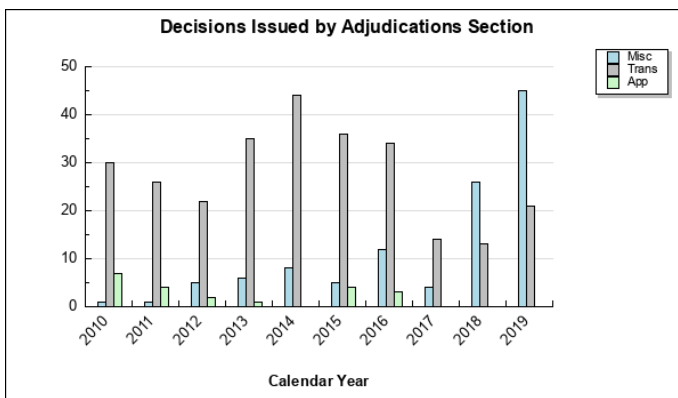
Core Services

- Develop, manage, and regulate Alaska's commercial fisheries limited access program, while ensuring all Commission decisions and agency activities are consistent with the Limited Entry Act and the Alaska Constitution.
- Process annual permit and vessel license renewals and emergency and permanent transfers of limited entry permits in a timely and accurate manner.
- Manage public databases, analyze commercial fisheries data, and publish findings, including the monthly permit value and annual commercial fishing earnings reports.

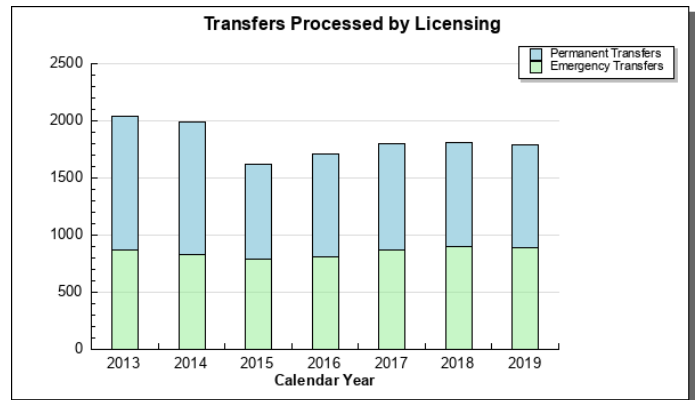
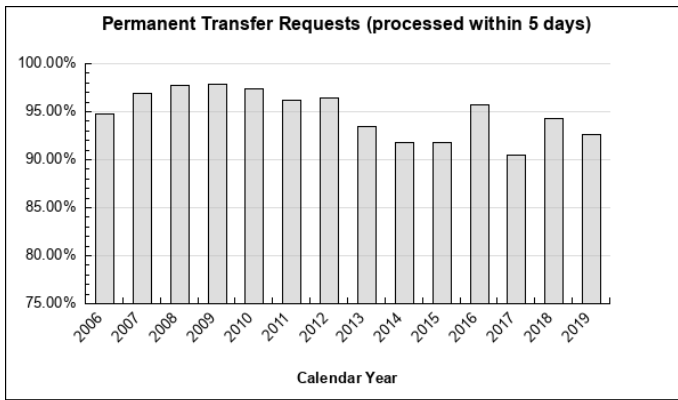
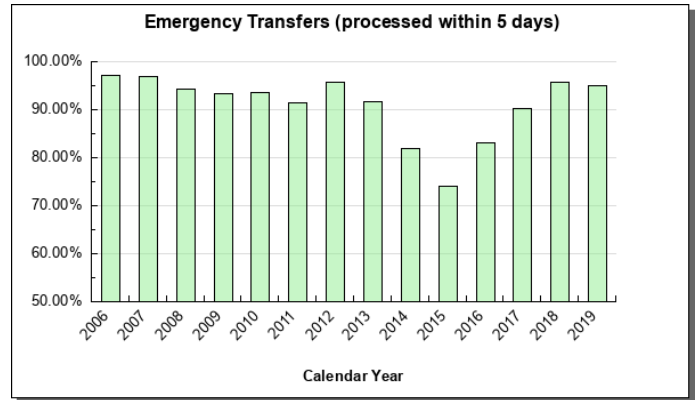
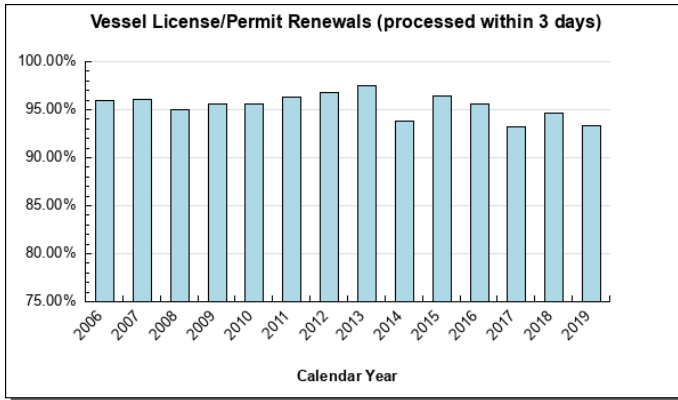
Measures by Core Service

(Additional performance information is available on the web at <https://omb.alaska.gov/results>.)

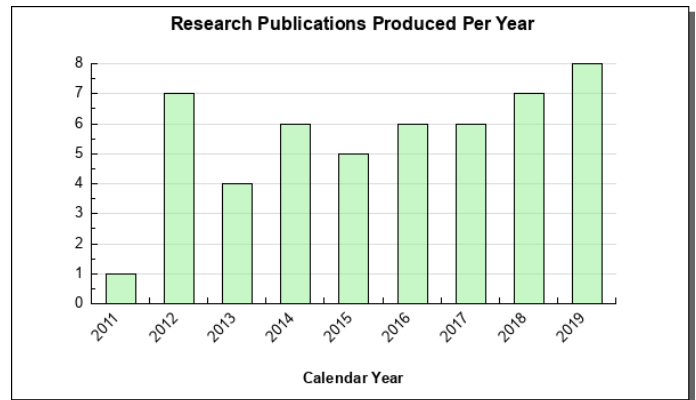
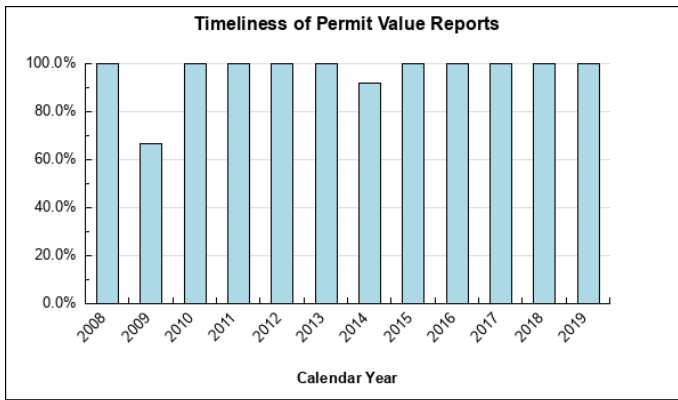
1. Develop, manage, and regulate Alaska's commercial fisheries limited access program, while ensuring all Commission decisions and agency activities are consistent with the Limited Entry Act and the Alaska Constitution.



**2. Process annual permit and vessel license renewals and emergency and permanent transfers of limited entry permits in a timely and accurate manner.**



**3. Manage public databases, analyze commercial fisheries data, and publish findings, including the monthly permit value and annual commercial fishing earnings reports.**



**Major Component Accomplishments in 2020**

Commercial Fisheries Entry Commission (CFEC or Commission) is a quasi-judicial, regulatory body whose mission involves controlling entry into Alaska’s commercial fisheries to further the goals of conservation and sustained yield management of fishery resources, while preventing economic distress among commercial fishermen and those who rely upon them. The Commission has so far limited entry into 68 Alaska fisheries (two of which were sunset by the Alaska Legislature in 2018).

- In FY2020, CFEC successfully completed review of 10 outstanding applications for seven limited fisheries; none of these decisions were appealed. All 66 limited fisheries are currently closed to entry and all outstanding application cases have been resolved.

With the completion of outstanding permit applications in FY2020, CFEC was able to turn to the next stage of limited entry – defining optimum numbers. These in-depth socio-economic and biological analyses will be combined with a robust public process, ultimately leading to regulations defining an 'optimum' number, or range of permits for each Limited Entry fishery. To date, optimum numbers have been established for three of the 66 limited fisheries.

- In FY2020, an optimum number study was launched on the Cook Inlet Set Net Fishery.
- In FY2020, CFEC assisted in the completion of the Southeast Alaska salmon seine fishery voluntary buyback program, which was financed with grants and loans from the federal government.

The Commission continues to monitor the economic health of dozens of open access commercial fisheries for possible limitation. CFEC often receives petitions from commercial fishermen requesting limit access for various open access fisheries; several petitions were reviewed in FY2020.

CFEC's responsibility under the Limited Entry Act does not end when a fishery is limited. As noted by the Alaska Supreme Court, to remain constitutional, limited entry permit systems must be actively managed to impinge on the open fisheries clauses of the Alaska Constitution as little as possible. To that end, the Commissioners must constantly review and refine regulations, administrative precedent, and internal policies in a manner that avoids unjust discrimination, affords all persons with due process of law, and protects access to fishery resources.

- In FY2020, CFEC promulgated regulations through two separate rulemaking processes.
- In FY2020, the Commission and staff responded to many inquiries from attorneys, Alaska Department of Fish & Game, Alaska Board of Fisheries, Alaska Legislature, the seafood industry, and public regarding CFEC rules and regulations.

CFEC utilizes a multi-level process to review and adjudicate appeals on permit applications, permanent and emergency permit transfer requests, demerit point assessments, and miscellaneous matters.

- During calendar year 2019, CFEC Licensing Section processed 902 permanent and 982 emergency transfer requests. Adjudications Section issued decisions on 21 permit transfers, one demerit point, and 45 miscellaneous appeals. The Commissioners issued final decisions on ten applications, 22 permit transfers, two demerit points, and six miscellaneous appeals.
- In FY2020, an audit of permit transfer decisions was conducted at the licensing level, to identify any issues in need of correction to ensure compliance with relevant statutes and regulations.
- In FY2020, the Commission advised the Adjudication and Licensing sections about various new decisions that changed or clarified administrative process and policy related to implementation of the Limited Entry Act.

CFEC administers the demerit point system under AS 16.43.850, which assigns points for fishing violations and can result in the suspension of limited entry salmon permits for frequent violators of commercial fishing rules.

- In FY2020, the Commission drafted new implementing regulations on demerit point assessments.

In FY2020, Commissioners and staff participated in, and provided information and support for, various agencies, committees, and panels on such topics as COVID-19 seafood industry mandates and 2016 and 2018 fisheries disasters.

CFEC provides licensing services for all qualified commercial fishing permit and vessel owners, in addition to reviewing and approving emergency and permanent permit transfers. Legal staff work closely with the Licensing Section on questions involving estates, emergency transfers, permanent transfer agreements, and permit liens.

- In 2019, Licensing Section issued 16,622 commercial fishing permits, 4,333 interim-use permits, and 8,806 vessel licenses, and reviewed 1,884 transfer requests.
- In FY20, CFEC collected \$7.5 million in total revenue, including commercial fishermen's contributions to the Alaska Fishermen's Fund.
- In licensing year 2020, \$5.1 million in revenue was processed through CFEC's Limited Entry Online Renewal (LEON) system, up from \$4.4 million in 2019.
- During FY2020, CFEC successfully tested the implementation of a quick response (QR) code as an option to allow for contactless scanning of a paper license during the COVID-19 pandemic.
- In FY2020, a scanning project was initiated to back up extensive permit holder files and paper documents, to help protect critical data and improve the efficient flow of information within the agency.

The Commission conducts research and publishes reports and other documents for agency and public use, including the monthly permit value and annual commercial fishing earnings reports.

- In FY2020, CFEC provided timely reporting of annual gross earnings, monthly permit value reports, fishery economic overviews and a number of specialty reports for the Board of Fisheries, agencies, legislators, the seafood industry, and public.
- A significant project research staff took on this year has been learning and improving upon existing report processes and code, in order to streamline future work production.

CFEC maintains numerous online databases and search engines, which provide public and private sector interests access to permit, vessel, and other commercial fishing sector data.

- In FY2020, the CFEC public license lookup database system was improved.

CFEC provides long-term storage and management of commercial fish tickets and other critical information.

- In FY2020, a comprehensive review of records retention policy was launched to ensure compliance with existing rules and identify potential cost savings.
- In FY2020, a large digital repository for paper records was created to provide searchable backups to hard copies. This project will eventually free up office space and reduce expenditures on off-site storage.

## **Key Component Challenges**

### **COMMISSION**

Given current budget constraints, CFEC is hard-pressed to secure and sustain the staffing necessary to more fully implement mission focused programs to: 1) evaluate open access fisheries for possible limitation; or, 2) generate optimum number studies to ensure that the number of permits is sufficient to maintain non-exclusive, economically healthy fisheries. Both programs require economic analysis and significant consultation with other agencies and affected fishermen.

COVID-19 has presented several challenges for CFEC. About half of agency staff are able to telework effectively on a regular basis. CFEC has made telework available to staff members during the course of the pandemic.

### **LICENSING**

COVID-19 protocols have impacted operations and workload for CFEC, including a higher than normal call volume from fishermen with questions regarding state health mandates and adjusting to telework, when necessary. The Section is also challenged by the reallocation of work duties resulting from vacancies.

**DATA PROCESSING**

The Commission is preparing for the FY2021 retirement of a long service and high value employee who develops and maintains CFEC's licensing system. CFEC plans to hire a replacement to shadow this position, and this will place additional demands on limited resources.

**ADJUDICATIONS**

The Adjudications Section faced both novel and expected challenges in FY2020, as they strove to provide timely hearings and determinations on appeals of transfers, demerit point assessments, refunds, and miscellaneous matters. Opportunities to cross-train and ensure coverage for unexpected absences or a higher than expected workload are limited with a two member Adjudications staff.

**RESEARCH**

Two of the three current research staff members were hired in FY2020. Although they have made significant progress in learning their job duties, gaining familiarity with Alaska's diverse fisheries, and learning the many tasks this section is responsible for, will be a long and challenging process.

**Significant Changes in Results to be Delivered in FY2022**

No changes in results delivered.

**Statutory and Regulatory Authority**

Article VIII, Section 15. Alaska Constitution  
AS 16.43.010-990  
20 AAC 05.010 - 20 AAC 05.1990

Contact Information
<p><b>Contact:</b> Fate Putman, Chair <b>Phone:</b> (907) 790-6942 <b>E-mail:</b> fate.putman@alaska.gov</p>

Commercial Fisheries Entry Commission Personal Services Information				
Authorized Positions			Personal Services Costs	
	FY2021 Management Plan	FY2022 Governor		
Full-time	21	21	Annual Salaries	1,657,912
Part-time	0	0	Premium Pay	28,596
Nonpermanent	0	0	Annual Benefits	976,113
			<i>Less 1.30% Vacancy Factor</i>	<i>(34,721)</i>
			Lump Sum Premium Pay	0
<b>Totals</b>	<b>21</b>	<b>21</b>	<b>Total Personal Services</b>	<b>2,627,900</b>

Position Classification Summary					
Job Class Title	Anchorage	Fairbanks	Juneau	Others	Total
Adjudications Project Leader	0	0	1	0	1
Administrative Assistant	0	0	1	0	1
Analyst/Programmer IV	0	0	2	0	2
Cf Perm Clk II	0	0	1	0	1
Comm Fish Permit Clerk IV	0	0	2	0	2
Comm Fish Permitting Ck III	0	0	1	0	1
Commission Assistant	0	0	1	0	1
Commissioner, CFEC	0	0	2	0	2
Executive Director	0	0	1	0	1
Fishery Analyst	0	0	1	0	1
It Data Processing Svcs Leader	0	0	1	0	1
Law Specialist III	0	0	1	0	1
Licensing Project Leader	0	0	1	0	1
Network Specialist II	0	0	1	0	1
Paralegal II	0	0	1	0	1
Research Analyst III	0	0	1	0	1
Research&Planning Proj Leader	0	0	1	0	1
Transfer Officer	0	0	1	0	1
<b>Totals</b>	<b>0</b>	<b>0</b>	<b>21</b>	<b>0</b>	<b>21</b>

**Component Detail All Funds**  
**Department of Fish and Game**

**Component:** Commercial Fisheries Entry Commission (471)  
**RDU:** Commercial Fisheries (143)

Non-Formula Component

	FY2020 Actuals	FY2021 Conference Committee	FY2021 Authorized	FY2021 Management Plan	FY2022 Governor	FY2021 Management Plan vs FY2022 Governor	
71000 Personal Services	2,541.9	2,669.7	2,669.7	2,669.7	2,627.9	-41.8	-1.6%
72000 Travel	7.0	17.3	17.3	17.3	17.3	0.0	0.0%
73000 Services	537.7	363.3	363.3	363.3	363.3	0.0	0.0%
74000 Commodities	50.9	75.4	75.4	75.4	75.4	0.0	0.0%
75000 Capital Outlay	0.0	0.0	0.0	0.0	0.0	0.0	0.0%
77000 Grants, Benefits	0.0	0.0	0.0	0.0	0.0	0.0	0.0%
78000 Miscellaneous	0.0	0.0	0.0	0.0	0.0	0.0	0.0%
<b>Totals</b>	<b>3,137.5</b>	<b>3,125.7</b>	<b>3,125.7</b>	<b>3,125.7</b>	<b>3,083.9</b>	<b>-41.8</b>	<b>-1.3%</b>
<b>Fund Sources:</b>							
1007 I/A Rcpts (Other)	5.9	0.0	0.0	0.0	0.0	0.0	0.0%
1201 CFEC Rcpts (DGF)	3,131.6	3,125.7	3,125.7	3,125.7	3,083.9	-41.8	-1.3%
<b>Unrestricted General (UGF)</b>	<b>0.0</b>	<b>0.0</b>	<b>0.0</b>	<b>0.0</b>	<b>0.0</b>	<b>0.0</b>	<b>0.0%</b>
<b>Designated General (DGF)</b>	<b>3,131.6</b>	<b>3,125.7</b>	<b>3,125.7</b>	<b>3,125.7</b>	<b>3,083.9</b>	<b>-41.8</b>	<b>-1.3%</b>
<b>Other Funds</b>	<b>5.9</b>	<b>0.0</b>	<b>0.0</b>	<b>0.0</b>	<b>0.0</b>	<b>0.0</b>	<b>0.0%</b>
<b>Federal Funds</b>	<b>0.0</b>	<b>0.0</b>	<b>0.0</b>	<b>0.0</b>	<b>0.0</b>	<b>0.0</b>	<b>0.0%</b>
<b>Positions:</b>							
Permanent Full Time	21	21	21	21	21	0	0.0%
Permanent Part Time	0	0	0	0	0	0	0.0%
Non Permanent	0	0	0	0	0	0	0.0%



**Change Record Detail - Multiple Scenarios with Descriptions**  
**Department of Fish and Game**

**Component:** Commercial Fisheries Entry Commission (471)  
**RDU:** Commercial Fisheries (143)

Scenario/Change Record Title	Trans Type	Totals	Personal Services	Travel	Services	Commodities	Capital Outlay	Grants, Benefits	Miscellaneous	Positions		NP
										PFT	PPT	
***** Changes From FY2021 Conference Committee To FY2021 Authorized *****												
<b>Conference Committee</b>												
1201 CFEC Rcpts	ConfCom	3,125.7	2,669.7	17.3	363.3	75.4	0.0	0.0	0.0	21	0	0
		3,125.7										
	<b>Subtotal</b>	<b>3,125.7</b>	<b>2,669.7</b>	<b>17.3</b>	<b>363.3</b>	<b>75.4</b>	<b>0.0</b>	<b>0.0</b>	<b>0.0</b>	<b>21</b>	<b>0</b>	<b>0</b>
***** Changes From FY2021 Management Plan To FY2022 Governor *****												
<b>Reduce Commercial Fisheries Entry Commission Commissioners' Salaries (Sec2 Ch17 SLA2018 P45 L27 (HB286))</b>												
1201 CFEC Rcpts	FNOTI	-41.8	-41.8	0.0	0.0	0.0	0.0	0.0	0.0	0	0	0
		-41.8										
	<b>Totals</b>	<b>3,083.9</b>	<b>2,627.9</b>	<b>17.3</b>	<b>363.3</b>	<b>75.4</b>	<b>0.0</b>	<b>0.0</b>	<b>0.0</b>	<b>21</b>	<b>0</b>	<b>0</b>

During SLA 2018 the number of Commercial Fisheries Entry Commission (CFEC) commissioners was reduced from three to two and remaining commissioners were reduced from range 27 to range 25. The commissioners in place at the time of the legislation were grandfathered in at range 27, but at the end of their four-year term, the salary will be changed to range 25. The affected commissioners' terms end in FY2022.

**Line Item Detail (1676)**  
**Department of Fish and Game**  
**Travel**

**Component:** Commercial Fisheries Entry Commission (471)

Line Number	Line Name		FY2020 Actuals	FY2021 Management Plan	FY2022 Governor
2000	Travel		7.0	17.3	17.3
Object Class	Servicing Agency	Explanation	FY2020 Actuals	FY2021 Management Plan	FY2022 Governor
<b>2000 Travel Detail Totals</b>			<b>7.0</b>	<b>17.3</b>	<b>17.3</b>
2000	In-State Employee Travel	In-state employee travel including transportation and lodging	2.0	17.3	17.3
2005	Moving Costs	Move costs including transferring household goods, transportation and lodging	5.0	0.0	0.0

**Line Item Detail (1676)**  
**Department of Fish and Game**  
**Services**

**Component:** Commercial Fisheries Entry Commission (471)

Line Number	Line Name		FY2020 Actuals	FY2021 Management Plan	FY2022 Governor
3000	Services		537.7	363.3	363.3
Object Class	Servicing Agency	Explanation	FY2020 Actuals	FY2021 Management Plan	FY2022 Governor
<b>3000 Services Detail Totals</b>			<b>537.7</b>	<b>363.3</b>	<b>363.3</b>
3000	Education Services	Training/conference fees and memberships	7.2	5.0	5.0
3001	Financial Services	Management/consulting services and interest expenses HB39 - Bankcard Service Fees Reimbursed	130.6	75.0	75.0
3003	Information Technology	Information technology training and consulting services and software licensing and maintenance	31.4	12.6	12.6
3004	Telecommunications	Television, long distance, data/network and cell phone services	21.2	10.0	10.0
3006	Delivery Services	Freight and postage	33.5	20.0	20.0
3007	Advertising and Promotions	Classified newspaper, radio, and television advertisements	2.1	2.1	2.1
3008	Utilities	Electric, water, sewage, disposal and heating services	1.2	1.2	1.2
3009	Structure/Infrastructure/Land	Appraisal, architect, engineer services and structure/land maintenance and rentals	1.2	1.2	1.2
3010	Equipment/Machinery	Equipment rental, maintenance services and equipment operator charges	14.0	14.0	14.0
3011	Other Services	Printing, copy services, transportation and consulting services. Environmental and economic development fees	36.5	15.0	15.0

**Line Item Detail (1676)**  
**Department of Fish and Game**  
**Services**

**Component:** Commercial Fisheries Entry Commission (471)

Object Class	Servicing Agency	Explanation	FY2020 Actuals	FY2021 Management Plan	FY2022 Governor	
<b>3000 Services Detail Totals</b>			<b>537.7</b>	<b>363.3</b>	<b>363.3</b>	
3017	Inter-Agency Information Technology Non-Telecommunications	Admin - Department-wide	Computer Services	34.4	10.0	10.0
3021	Inter-Agency Mail	Admin - Department-wide	Centralized mail services chargeback	43.8	21.4	21.4
3023	Inter-Agency Building Leases	Admin - Department-wide	Leases	174.0	174.0	174.0
3024	Inter-Agency Legal	Law - Department-wide		1.0	1.0	1.0
3026	Inter-Agency Insurance	Admin - Department-wide	Risk management, and property insurance	0.8	0.8	0.8
3027	Inter-Agency Financial	Admin - Department-wide	State payroll (HRM) and accounting (IRIS & ALDER) systems chargeback	3.1	0.0	0.0
3028	Inter-Agency Americans with Disabilities Act Compliance	Admin - Department-wide	Americans with Disabilities Act (ADA) chargeback	0.1	0.0	0.0
3038	Inter-Agency Management/Consulting	Admin - Department-wide		1.6	0.0	0.0

**Line Item Detail (1676)**  
**Department of Fish and Game**  
**Commodities**

**Component:** Commercial Fisheries Entry Commission (471)

Line Number	Line Name		FY2020 Actuals	FY2021 Management Plan	FY2022 Governor
4000	Commodities		50.9	75.4	75.4
Object Class	Servicing Agency	Explanation	FY2020 Actuals	FY2021 Management Plan	FY2022 Governor
<b>4000 Commodities Detail Totals</b>			<b>50.9</b>	<b>75.4</b>	<b>75.4</b>
4000	Business	Books, furniture, tools, business supplies and information technology equipment <\$5,000	37.8	45.4	50.0
4002	Household/Institutional	Landscaping, food, and cleaning supplies	7.1	20.0	15.4
4015	Parts and Supplies	Parts and supplies	0.1	2.0	2.0
4022	Commodity Transfer	Commodity transfer	5.9	8.0	8.0

**Revenue Detail (1681)**  
**Department of Fish and Game**

**Component:** Commercial Fisheries Entry Commission (471)

Revenue Type (OMB Fund Code) Revenue Source	Component	Comment	FY2020 Actuals	FY2021 Management Plan	FY2022 Governor
<b>5007 I/A Rcpts (1007 I/A Rcpts)</b>			<b>5.9</b>	<b>0.0</b>	<b>0.0</b>
5301 Inter-Agency Receipts		Coronavirus Relief Fund.	5.9	0.0	0.0
<b>5201 CFEC Rcpts (1201 CFEC Rcpts)</b>			<b>4,547.8</b>	<b>3,125.7</b>	<b>3,083.9</b>
5406 Commercial Fisheries Entry Commission Receipts			4,547.8	3,125.7	3,083.9

**Inter-Agency Services (1682)**  
**Department of Fish and Game**

**Component:** Commercial Fisheries Entry Commission (471)

				FY2020 Actuals	FY2021 Management Plan	FY2022 Governor
<b>Component Totals</b>				<b>258.8</b>	<b>207.2</b>	<b>207.2</b>
With Department of Administration				257.8	206.2	206.2
With Department of Law				1.0	1.0	1.0
<b>Object Class</b>	<b>Servicing Agency</b>	<b>Explanation</b>		FY2020 Actuals	FY2021 Management Plan	FY2022 Governor
3017	Inter-Agency Information Technology Non-Telecommunications	Admin - Department-wide	Computer Services	34.4	10.0	10.0
3021	Inter-Agency Mail	Admin - Department-wide	Centralized mail services chargeback	43.8	21.4	21.4
3023	Inter-Agency Building Leases	Admin - Department-wide	Leases	174.0	174.0	174.0
3024	Inter-Agency Legal	Law - Department-wide		1.0	1.0	1.0
3026	Inter-Agency Insurance	Admin - Department-wide	Risk management, and property insurance	0.8	0.8	0.8
3027	Inter-Agency Financial	Admin - Department-wide	State payroll (HRM) and accounting (IRIS & ALDER) systems chargeback	3.1	0.0	0.0
3028	Inter-Agency Americans with Disabilities Act Compliance	Admin - Department-wide	Americans with Disabilities Act (ADA) chargeback	0.1	0.0	0.0
3038	Inter-Agency Management/Consulting	Admin - Department-wide		1.6	0.0	0.0

**Personal Services Expenditure Detail**  
**Department of Fish and Game**

**Scenario:** FY2022 Governor (17280)  
**Component:** Commercial Fisheries Entry Commission (471)  
**RDU:** Commercial Fisheries (143)

PCN	Job Class Title	Time Status	Retire Code	Barg Unit	Location	Salary Sched	Range / Step	Comp Months	Split / Count	Annual Salaries	COLA	Premium Pay	Annual Benefits	Total Costs	UGF Amount	
11-3001	Comm Fish Permitting Ck III	FT	A	XE	Juneau	N05	12D / E	12.0		47,081	0	7,110	37,442	91,633	0	
11-3004	Paralegal II	FT	A	XE	Juneau	N05	15C / D	12.0		55,095	0	0	37,755	92,850	0	
11-3005	Analyst/Programmer IV	FT	A	XE	Juneau	N05	20C / D	12.0		79,989	0	0	46,370	126,359	0	
11-3008	Commissioner, CFEC	FT	A	XE	Juneau	N05	27J / J	12.0		133,341	0	0	64,836	198,177	0	
11-3011	Network Specialist II	FT	A	XE	Juneau	N05	19K / L	12.0		87,466	0	0	48,958	136,424	0	
11-3013	Comm Fish Permit Clerk IV	FT	A	XE	Juneau	N05	14C / D	12.0		51,607	0	7,869	39,271	98,747	0	
11-3014	It Data Processing Svcs Leader	FT	A	XE	Juneau	N05	23P / Q	12.0		133,934	0	0	65,041	198,975	0	
11-3015	Analyst/Programmer IV	FT	A	XE	Juneau	N05	20K / J	12.0		88,579	0	0	49,343	137,922	0	
11-3017	Administrative Assistant	FT	A	XE	Juneau	N05	12E / F	12.0		48,623	0	0	35,515	84,138	0	
11-3019	Commission Assistant	FT	A	XE	Juneau	N05	14E / F	12.0		56,921	0	0	38,387	95,308	0	
11-3020	Research Analyst III	FT	A	XE	Juneau	N05	18E / F	12.0		74,612	0	0	44,509	119,121	0	
11-3025	Transfer Officer	FT	A	XE	Juneau	N05	16C / D	12.0		60,309	0	0	39,559	99,868	0	
11-3026	Cf Perm Clk II	FT	A	XE	Juneau	N05	10A	12.0		37,362	0	5,748	33,607	76,717	0	
11-3031	Research&Planning Proj Leader	FT	A	XE	Juneau	N05	22B / C	12.0		85,778	0	0	48,374	134,152	0	
11-3033	Fishery Analyst	FT	A	XE	Juneau	N05	20A / B	12.0		73,581	0	0	44,153	117,734	0	
11-3035	Commissioner, CFEC	FT	A	XE	Juneau	N05	27J / J	12.0		133,341	0	0	64,836	198,177	0	
11-3036	Licensing Project Leader	FT	A	XE	Juneau	N05	20F	12.0		85,449	0	0	48,260	133,709	0	
11-3041	Executive Director	FT	A	XE	Juneau	N05	22A / B	12.0		85,449	0	0	48,260	133,709	0	
11-3062	Law Specialist III	FT	A	XE	Juneau	N05	22C / D	12.0		90,480	0	0	50,001	140,481	0	
11-3063	Adjudications Project Leader	FT	A	XE	Juneau	N05	22E / F	12.0		96,774	0	0	52,180	148,954	0	
11-3068	Comm Fish Permit Clerk IV	FT	A	XE	Juneau	N05	14C / D	12.0		52,141	0	7,869	39,456	99,466	0	
													<b>Total Salary Costs:</b>	1,657,912		
													<b>Total COLA:</b>	0		
													<b>Total Premium Pay:</b>	28,596		
													<b>Total Benefits:</b>	976,113		
													<b>Total Pre-Vacancy:</b>	2,662,621		
													<b>Minus Vacancy Adjustment of 1.30%:</b>	(34,721)		
													<b>Total Post-Vacancy:</b>	2,627,900		
													<b>Plus Lump Sum Premium Pay:</b>	0		
													<b>Personal Services Line 100:</b>	2,627,900		
<b>Total Component Months:</b>		252.0														
<b>Positions in Component:</b>		21	<b>New</b>	0	<b>Deleted</b>	0										
<b>Full Time Positions:</b>		21	0	0												
<b>Part Time Positions:</b>		0	0	0												
<b>Non Permanent Positions:</b>		0	0	0												

Note: If a position is split, an asterisk (\*) will appear in the Split/Count column. If the split position is also counted in the component, two asterisks (\*\*) will appear in this column. [No valid job title] appearing in the Job Class Title indicates that the PCN has an invalid class code or invalid range for the class code effective date of this scenario.



**Personal Services Expenditure Detail**  
**Department of Fish and Game**

**Scenario:** FY2022 Governor (17280)  
**Component:** Commercial Fisheries Entry Commission (471)  
**RDU:** Commercial Fisheries (143)

<b>PCN Funding Sources:</b>	<b>Pre-Vacancy</b>	<b>Post-Vacancy</b>	<b>Percent</b>
1201 Commercial Fisheries Entry Commission Receipts	2,662,621	2,627,900	100.00%
<b>Total PCN Funding:</b>	<b>2,662,621</b>	<b>2,627,900</b>	<b>100.00%</b>

Note: If a position is split, an asterisk (\*) will appear in the Split/Count column. If the split position is also counted in the component, two asterisks (\*\*) will appear in this column.  
[No valid job title] appearing in the Job Class Title indicates that the PCN has an invalid class code or invalid range for the class code effective date of this scenario.

# Commercial Fisheries Entry Commission

(Administratively attached to the Department of Fish and Game)

