

**State of Alaska  
FY2022 Governor's Operating Budget**

**Department of Labor and Workforce Development  
Vocational Rehabilitation  
Results Delivery Unit Budget Summary**

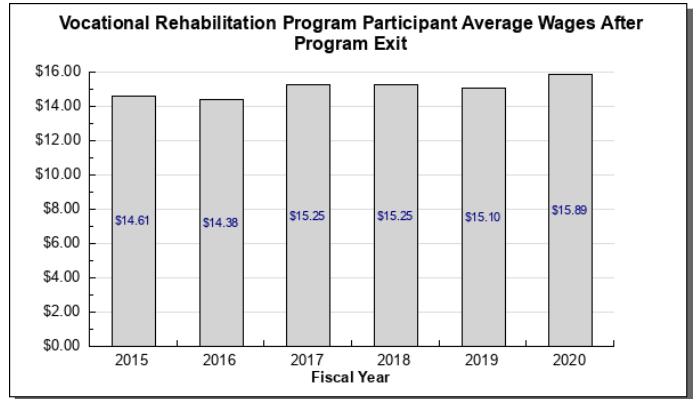
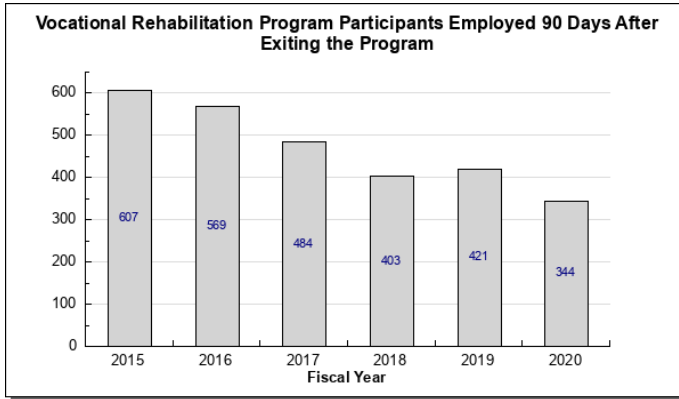
Vocational Rehabilitation Results Delivery Unit

Contribution to Department's Mission

Assist people with disabilities to obtain and maintain employment.

Results

(Additional performance information is available on the web at <https://omb.alaska.gov/results>.)



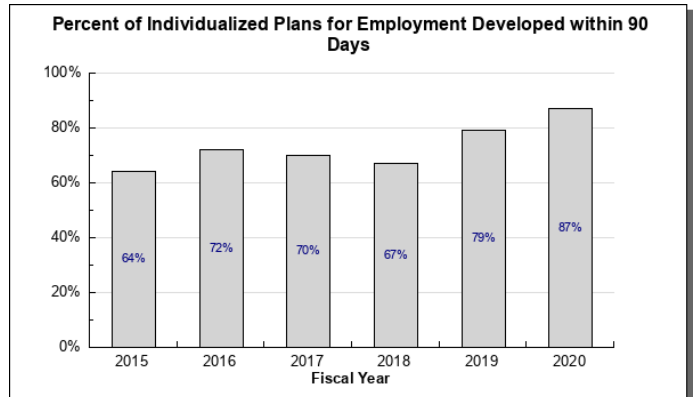
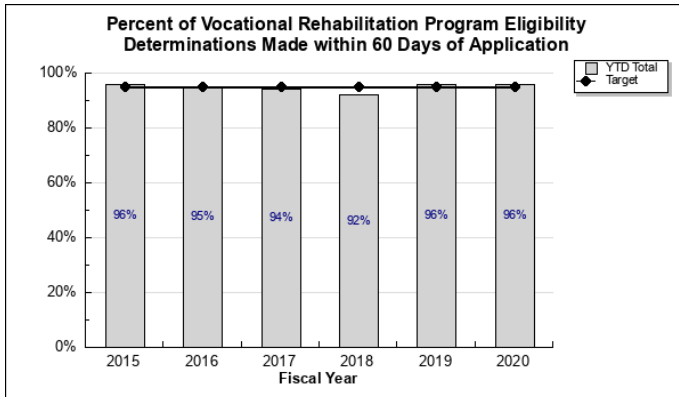
Core Services

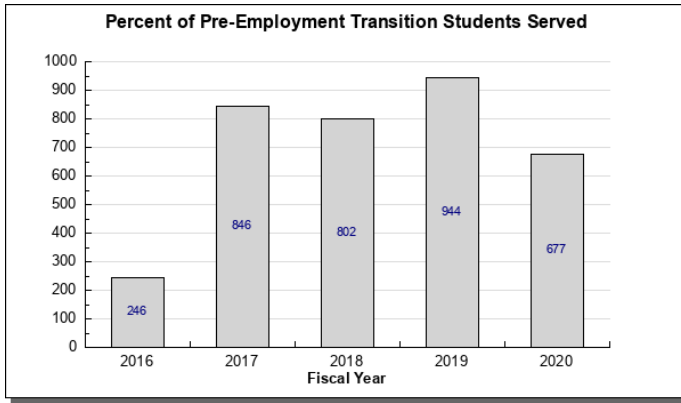
- Provide individualized services to enable people with disabilities to secure employment.

Measures by Core Service

(Additional performance information is available on the web at <https://omb.alaska.gov/results>.)

1. Provide individualized services to enable people with disabilities to secure employment.





### Major RDU Accomplishments in 2020

- Successfully employed 344 disabled Alaskans through individualized Plans for Employment.
- Continued to coordinate with rural school districts, health care providers, job centers, and tribal vocational rehabilitation programs to improve service delivery to individuals with disabilities residing in rural Alaska.
- Served 356 individuals 55 years of age and older who were blind or had a significant visual impairment. Services were provided to individuals in their local communities and included mobility training, peer support, independent living skill training and low vision assessments.
- Provided pre-employment transition services (Pre-ETS) to 677 students with disabilities in over 74 communities across Alaska utilizing local community rehabilitation providers and division staff.
- Achieved 96.7 percent of disability determination cases closed with an accurate determination for benefits, which exceeds the national average of 94.0 percent.

### Key RDU Challenges

- The Division of Vocational Rehabilitation continues to be challenged to respond quickly, safely, and effectively to new and evolving COVID-19 issues. The division must overcome anxiety and concerns individuals have about utilizing public services, and find ways to deliver services statewide despite continuing travel restrictions.
- The Division of Vocational Rehabilitation continues to be challenged by the impact of regulatory changes requiring an individual to be employed in a competitive, integrated work setting before the vocational rehabilitation program services can be funded by the Supported Employment (SE) Grants.

### Significant Changes in Results to be Delivered in FY2022

The Division of Vocational Rehabilitation anticipates a significant increase in the demand for services due to the economic downturn brought on by the COVID-19 pandemic and the Alaskan oil crisis.

Contact Information
<p><b>Contact:</b> Duane Mayes, Director  <b>Phone:</b> (907) 334-5963  <b>E-mail:</b> <a href="mailto:duane.mayes@alaska.gov">duane.mayes@alaska.gov</a></p>

**Vocational Rehabilitation  
RDU Financial Summary by Component**

*All dollars shown in thousands*

	FY2020 Actuals				FY2021 Management Plan				FY2022 Governor			
	UGF+DGF Funds	Other Funds	Federal Funds	Total Funds	UGF+DGF Funds	Other Funds	Federal Funds	Total Funds	UGF+DGF Funds	Other Funds	Federal Funds	Total Funds
<b>Formula Expenditures</b> None.												
<b>Non-Formula Expenditures</b>												
Voc Rehab Administration	0.0	267.1	712.5	979.6	0.0	274.8	981.3	1,256.1	0.0	274.8	983.9	1,258.7
Client Services	4,659.4	223.7	8,885.3	13,768.4	4,694.0	124.2	12,192.0	17,010.2	4,051.4	124.2	12,899.4	17,075.0
Disability Determination	0.0	232.5	4,685.9	4,918.4	0.0	290.6	5,616.4	5,907.0	0.0	291.4	5,635.0	5,926.4
Special Projects	135.8	96.0	761.6	993.4	167.0	119.7	956.0	1,242.7	167.0	119.7	956.2	1,242.9
<b>Totals</b>	<b>4,795.2</b>	<b>819.3</b>	<b>15,045.3</b>	<b>20,659.8</b>	<b>4,861.0</b>	<b>809.3</b>	<b>19,745.7</b>	<b>25,416.0</b>	<b>4,218.4</b>	<b>810.1</b>	<b>20,474.5</b>	<b>25,503.0</b>

**Vocational Rehabilitation  
Summary of RDU Budget Changes by Component  
From FY2021 Management Plan to FY2022 Governor**

*All dollars shown in thousands*

	<u>Unrestricted Gen (UGF)</u>	<u>Designated Gen (DGF)</u>	<u>Other Funds</u>	<u>Federal Funds</u>	<u>Total Funds</u>
<b>FY2021 Management Plan</b>	<b>4,662.8</b>	<b>198.2</b>	<b>809.3</b>	<b>19,745.7</b>	<b>25,416.0</b>
<b>Adjustments which continue current level of service:</b>					
-Voc Rehab Administration	0.0	0.0	0.0	2.6	2.6
-Client Services	-642.6	0.0	0.0	707.4	64.8
-Disability Determination	0.0	0.0	0.8	18.6	19.4
-Special Projects	0.0	0.0	0.0	0.2	0.2
<b>FY2022 Governor</b>	<b>4,020.2</b>	<b>198.2</b>	<b>810.1</b>	<b>20,474.5</b>	<b>25,503.0</b>