

State of Alaska FY2022 Governor's Operating Budget

Department of Revenue

Department of Revenue

Mission

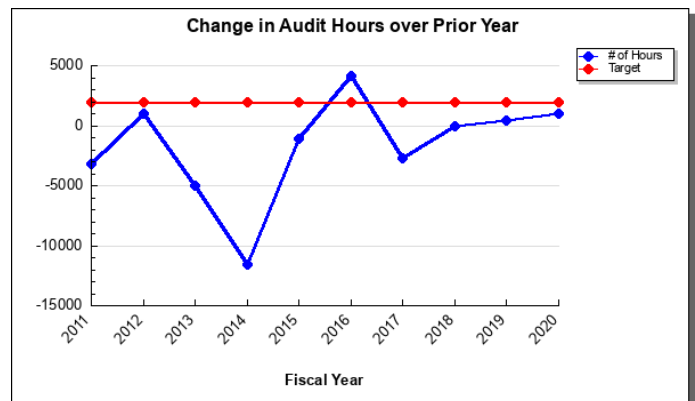
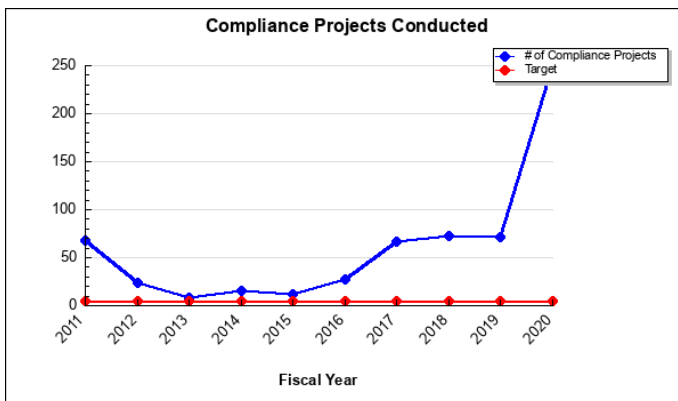
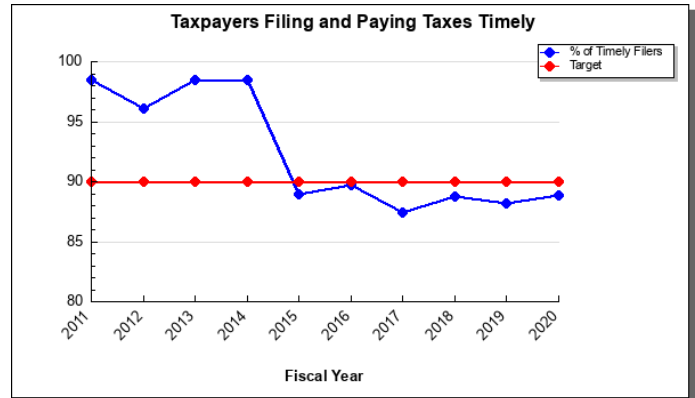
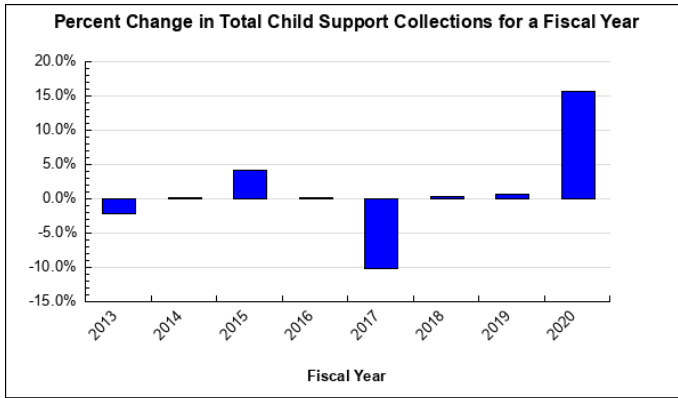
The mission of the Department of Revenue is to collect, distribute and invest funds for public purposes. Alaska Constitution Article 9; AS 25.27, AS 37, AS 43

	Core Services (in priority order)	UGF	DGF	Other	Fed	Total	PFT	PPT	NP	% GF
1	Funds Collection	20,217.0	985.3	24,512.7	41,693.3	87,408.2	404.1	10.1	7.2	69.4%
2	Funds Distribution	4,535.4	1,461.3	32,763.4	30,160.8	68,920.8	284.8	9.4	6.0	19.6%
3	Funds Investment	2,512.6	330.8	205,790.2	8,092.6	216,726.1	126.1	4.5	3.8	9.3%
4	Safety for Alaskans	487.2	0.0	413.5	0.0	900.7	6.0	0.0	0.0	1.6%
	FY2021 Management Plan	27,752.2	2,777.4	263,479.7	79,946.6	373,955.9	821.0	24.0	17.0	

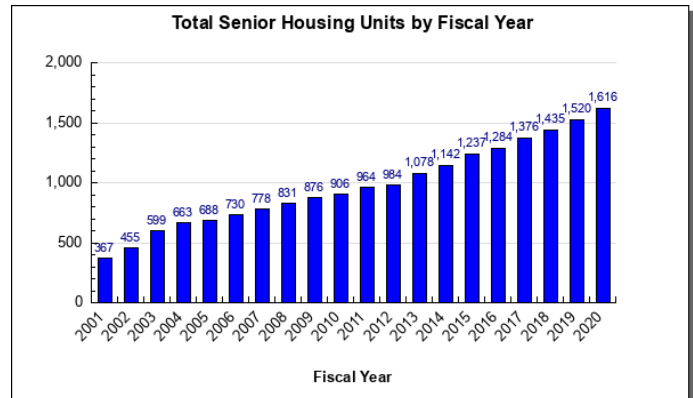
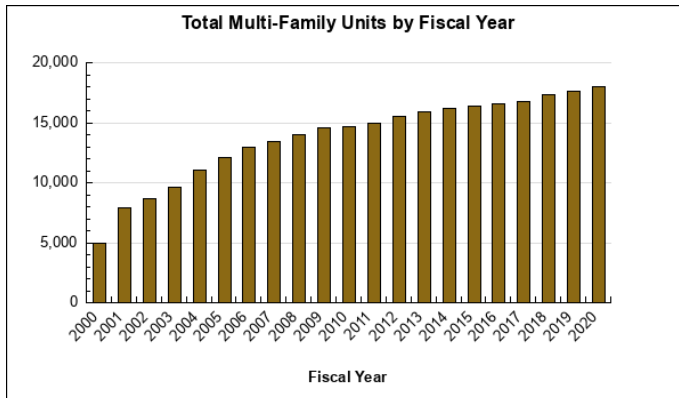
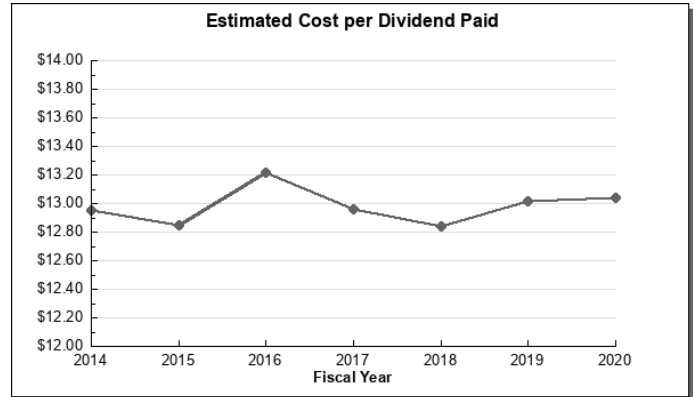
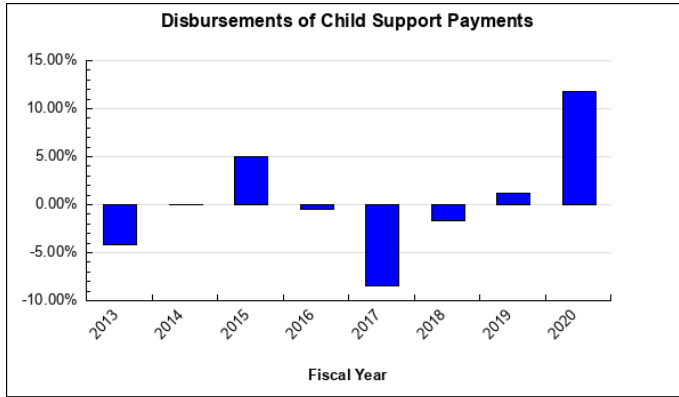
Measures by Core Service

(Additional performance information is available on the web at <https://omb.alaska.gov/results>.)

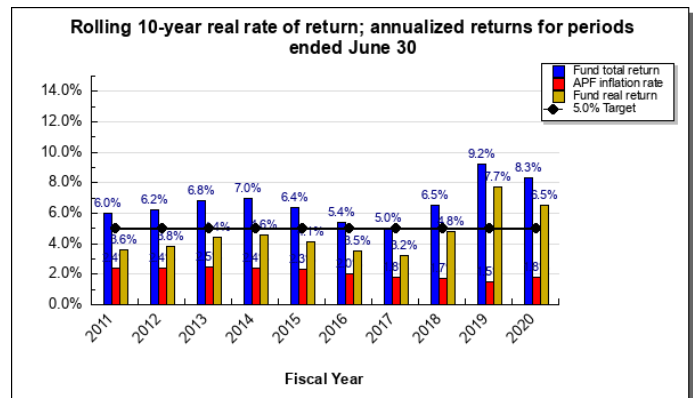
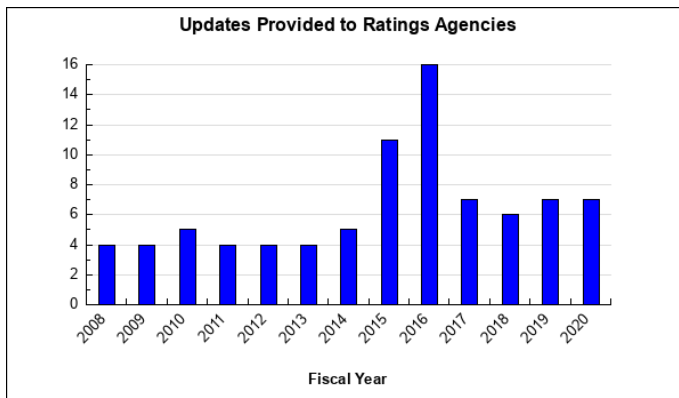
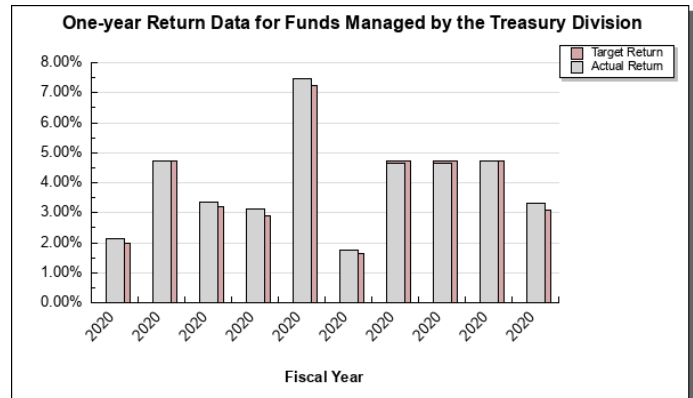
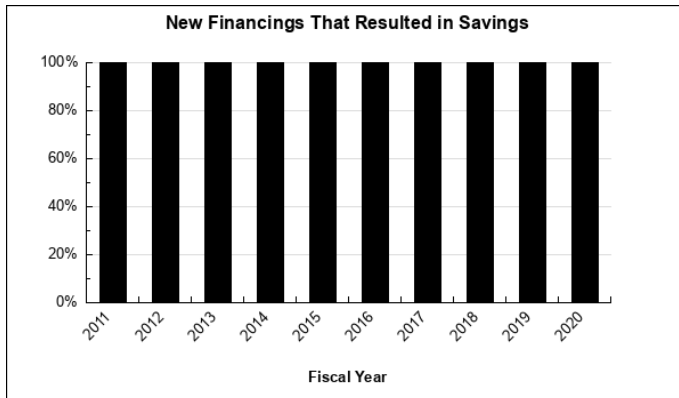
1. Funds Collection



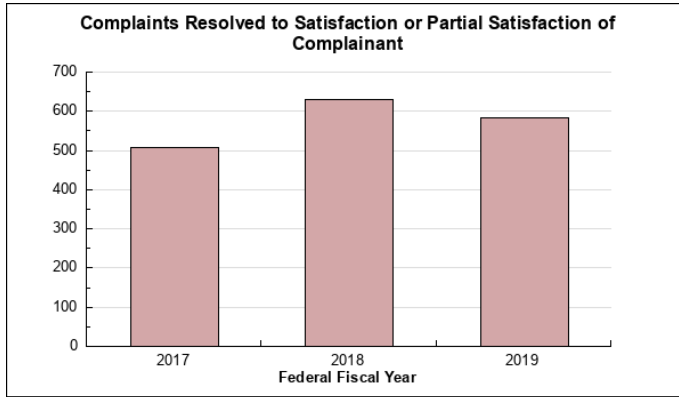
2. Funds Distribution



3. Funds Investment



4. Safety for Alaskans



Major Department Accomplishments in 2020

Funds Collection

- Tax Division supported 27 tax types with over 20,000 taxpayers and over 30,000 tax returns while successfully implemented safe procedures to allow for regular cash collections, primarily for marijuana taxpayers, during the pandemic while public offices remained closed.
- Total Child Support collections in FY2020 were approximately \$122 million (up from \$106 million in FY2019), of which \$10 million (up from \$8 million in FY2019) was recovery of Temporary Assistance for Needy Families funds, and over \$112 million was collected for families.

Funds Distribution

- The Permanent Fund Dividend Division successfully paid an early PFD on July 1 in order to put funds in the hands of Alaskans during the economic turmoil caused by the COVID-19 pandemic. As of 10/2020, nearly \$621 million has been paid to Alaskans.
- The Permanent Fund Dividend Division successfully operated the first PFD raffle which awarded \$434,900 for education grants, \$217,450 for education endowment funding and \$217,450 to the raffle fund, of which \$32,617.50 was paid out to four prize winners. Interest remains strong with \$978 thousand in donations through October, an increase of 12.4%. Prizes are estimated at nearly \$35,000 for the next drawing.
- Paper PFD applications reduced by roughly 40,000. In 2019, 16% of all applications submitted were paper. In 2020, that figure is just 10%. This allows the division to work more efficiently in eligibility determinations, using less resources for data entry.
- Unclaimed Property during the past five years has returned approximately \$24.2 million dollars to current or former Alaska owners and businesses. Improvements were implemented in FY2020 that streamline the claim authentication process, auto approving claims for payment that meet certain criteria. In FY2020, 4,466 properties (~27%) were expedited which reduced the amount of manual claims processing and reduced the claims backlog.
- The Alaska Mental Health Trust Authority provided approximately \$20,733,900 in funding that supported 211 grants.

Funds Investment

- 26 of the 28 non-retirement funds managed by the Treasury Division met or exceeded the benchmark returns, including the General Fund and Other Non-segregated Investments (GeFONSI) and Constitutional Budget Reserve Funds.
- The Public Employee Retirement System (PERS) and Teacher Retirement System (TRS) defined benefit retirement plan's five year net returns exceeded their five year benchmark.
 - Five Year Actual: 6.46%
 - Five Year Target: 6.24%
- The Permanent Fund's total rate of return for the 10-year period ended June 30, 2020, was 8.29 percent, ahead of both the Passive Index (6.72 percent) and the Performance (7.83 percent) benchmark returns.
- The Alaska Municipal Bond Bank Authority issued approximately \$22.2 million in bonds that generated \$25.5 million for two loan agreements to fund Alaskan projects.
- Alaska Housing Finance Corporation purchased nearly 2,000 residential loans with a total value of \$494 million.
- Alaska Housing Finance Corporation was able to stand up a \$10 million mortgage relief program.

Safety for Alaskans

- The Long Term Care Ombudsman's (LTCO) Office conducted 1,049 unannounced facility visits to monitor the safety and well-being of seniors in assisted living and nursing homes statewide.
- The LTCO provided consultation to 298 providers of long-term care services.

Key Department Challenges

General

- The Department of Revenue is undertaking a major initiative to establish Key performance Indicators (KPIs) at the Department, Division, and individual employee level. This process is a major undertaking but at the end it will culminate in the establishment of SMART goals for each employee to ensure that the entire department is productive in a telework environment and aligned with the department's strategic vision.
- The Department continues to assess the outcome of supreme court Forrer v. Alaska decision. Numerous debt offerings, both past and planned, may be impacted by that decision and the department continues to realign its bonding strategy to conform to the decision where necessary.
- It is anticipated that the balance of the Constitutional Budget Reserve (CBR) fund will be less than \$1.0 billion by the end of FY2021. Given that this has been the main account used for cash-flow management in recent years, the Department is evaluating other sources of short-borrowing to meet appropriations given the mis-match between the rate of revenue collections and the rate of spending.
- The Department holds data on nearly every Alaskan and taxpayers. Maintaining the integrity of aging systems against cyber security attacks is a top priority of the Department.

Funds Collection

- Accurately evaluating current and potential revenue sources and improving the quality of the financial data collected to support revenue forecasts with the goal of developing a stable fiscal policy for the state.
- Estimating oil and gas revenues in light of the highly volatile oil and gas market coupled with uncertainties in the U.S. and global economies.
- Some designated tax types, such as the Commercial Passenger Excise tax, have been severely impacted by

the COVID-19 pandemic. As such it will be challenging to maintain support to programs and communities that rely on those revenue sources in light of similarly declining unrestricted general fund collections.

Funds Distribution

- Meeting stringent federal requirements for data reliability to achieve the highest possible Child Support federal incentive payments and avoid possible penalties to the Department of Revenue and the Department of Health and Social Services, Division of Public Assistance.
- Ensuring that distribution of Child Support, PFDs, and other funds continues efficiently in a telework environment.

Funds Investment

- Managing \$42 billion assets for the State, including the General Fund and Other Non-segregated Investments (GeFONSI), the Constitutional Budget Reserve Fund, and pension funds is more challenging in an environment of increased market volatility, after several years of relatively placid markets, as market participants increasingly react to the U.S. economy including the rising risks of recession and concern that an uncertain economic event may occur.
- Managing investment risk during times of market volatility.
- Maintaining corporate best practices and necessary due diligence for a growing fund and asset allocation.
- Continuing to develop partnering initiatives to leverage funds from private corporations, foundations, and other funding sources for Mental Health Trust beneficiary related programs.

Significant Changes in Results to be Delivered in FY2022

- The Department intends to implement a department risk management program, reporting to the Commissioner's Office. There has been a noticeable uptick in ransomware attacks as well as other cyber security risks. Given the value of the funds in the Department's custody, this risk mitigation effort will be necessary to identify vulnerabilities and ensure the integrity of a variety of systems.
- Oil and gas production audits will be closed-out for the 2013 tax year. It is anticipated that 2014 audits will be complete by 1st quarter 2021, 2015-2017 audits by 4th quarter 2021, and 2018-2019 by fourth quarter 2022.
- Continue to review and update regulations where they are outdated, unclear, or unnecessary.
- It was identified that the Department of Health and Social Services Tobacco investigator and the Revenue investigators were performing inspections on the same set of retailers. That function has been transferred to the Department of Health and Social Services to allow Revenue investigators to focus on high-value work.
- Child Support's case management system has moved off mainframe, resulting in savings which can be reinvested in becoming more efficient and eliminating manual processes.
- Child Support's case management system will be moved off mainframe and subsequent modernization of manual processes will be seen.
- The department continues to adapt to COVID-19 challenges and has been offering drop-box and "appointment-only" services to support the health of the Alaskans that we serve.

Contact Information

Commissioner: Lucinda Mahoney

Phone: (907) 269-0081

E-mail: Lucinda.Mahoney@alaska.gov

**Administrative
Services Director:** Brian Fechter

Phone: (907) 269-1034

E-mail: Brian.Fechter@alaska.gov

FY2022 Capital Budget Request

Project Title	Unrestricted Gen (UGF)	Designated Gen (DGF)	Other Funds	Federal Funds	Total Funds
AHFC Rental Assistance for Persons Displaced Due to Domestic Violence - Empowering Choice Housing Program (ECHP)	1,500,000	0	0	0	1,500,000
AHFC Teacher, Health and Public Safety Professionals Housing	1,750,000	0	500,000	0	2,250,000
AHFC Energy Efficiency Research	500,000	0	0	0	500,000
AHFC Senior Citizens Housing Development Program	1,750,000	0	0	0	1,750,000
AHFC Housing and Urban Development Federal HOME Grant	750,000	0	0	4,000,000	4,750,000
AHFC Housing and Urban Development Capital Fund Program	0	0	0	3,200,000	3,200,000
AHFC Federal and Other Competitive Grants	1,500,000	0	0	6,000,000	7,500,000
AHFC Competitive Grants for Public Housing	350,000	0	0	750,000	1,100,000
AHFC Supplemental Housing Development Program	1,500,000	0	0	0	1,500,000
AHFC Energy Programs Weatherization	0	0	0	3,000,000	3,000,000
MH: AHFC Homeless Assistance Program	3,600,000	0	950,000	0	4,550,000
MH: AHFC Beneficiary and Special Needs Housing	0	1,500,000	200,000	0	1,700,000
Department Total	13,200,000	1,500,000	1,650,000	16,950,000	33,300,000

This is an appropriation level summary only. For allocations and the full project details see the capital budget.

Summary of Department Budget Changes by RDU

From FY2021 Management Plan to FY2022 Governor

All dollars shown in thousands

	<u>Unrestricted Gen (UGF)</u>	<u>Designated Gen (DGF)</u>	<u>Other Funds</u>	<u>Federal Funds</u>	<u>Total Funds</u>
FY2021 Management Plan	27,752.2	2,777.4	263,479.7	79,946.6	373,955.9
One-time items:					
-Mental Health Trust Authority	0.0	0.0	-4,215.1	0.0	-4,215.1
Adjustments which continue current level of service:					
-Taxation and Treasury	-1,701.8	1,004.1	499.0	0.0	-198.7
-Child Support Services	35.8	0.0	0.0	69.4	105.2
-Administration and Support	324.9	0.0	8.9	1.8	335.6
-Mental Health Trust Authority	0.0	0.0	4,179.9	0.0	4,179.9
-AK Municipal Bond Bank Auth	0.0	0.0	0.8	0.0	0.8
-Alaska Housing Finance Corp	0.0	0.0	370.0	0.0	370.0
Proposed budget increases:					
-Administration and Support	0.0	0.0	713.6	0.0	713.6
-AK Permanent Fund Corporation	0.0	0.0	4,842.6	0.0	4,842.6
Proposed budget decreases:					
-Taxation and Treasury	-217.7	0.0	-10,078.8	0.0	-10,296.5
-Child Support Services	-457.3	0.0	0.0	-1,019.2	-1,476.5
-Administration and Support	-107.8	0.0	-10.0	0.0	-117.8
-AK Permanent Fund Corporation	0.0	0.0	-83.1	0.0	-83.1
FY2022 Governor	25,628.3	3,781.5	259,707.5	78,998.6	368,115.9

Department Totals
Department of Revenue

Description	FY2020 Actuals	FY2021 Conference Committee	FY2021 Authorized	FY2021 Management Plan	FY2022 Governor	FY2021 Management Plan vs FY2022 Governor	
Department Totals	320,382.3	376,719.4	373,955.9	373,955.9	368,115.9	-5,840.0	-1.6%
Objects of Expenditure:							
71000 Personal Services	96,204.7	108,307.9	105,544.4	104,358.6	106,439.1	2,080.5	2.0%
72000 Travel	873.1	1,778.7	1,778.7	1,734.2	1,824.2	90.0	
73000 Services	174,717.1	225,213.8	225,213.8	227,543.6	219,162.9	-8,380.7	-3.7%
74000 Commodities	2,935.4	3,421.6	3,421.6	3,699.4	3,563.6	-135.8	-3.7%
75000 Capital Outlay	1,050.9	766.9	766.9	766.9	902.9	136.0	17.7%
77000 Grants, Benefits	44,601.1	37,230.5	37,230.5	35,853.2	36,223.2	370.0	1.0%
78000 Miscellaneous	0.0	0.0	0.0	0.0	0.0	0.0	0.0%
Funding Source:							
1001 CBR Fund (UGF)	0.0	6,816.3	6,816.3	6,816.3	0.0	-6,816.3	-100.0%
1002 Fed Rcpts (Fed)	81,465.1	77,356.5	77,356.5	77,356.5	76,406.7	-949.8	-1.2%
1003 G/F Match (UGF)	6,870.1	5,502.7	5,502.7	5,502.7	6,915.4	1,412.7	25.7%
1004 Gen Fund (UGF)	16,087.8	14,946.0	14,946.0	14,946.0	18,225.7	3,279.7	21.9%
1005 GF/Prgm (DGF)	1,620.6	1,917.6	1,917.6	1,917.6	1,972.5	54.9	2.9%
1007 I/A Rcpts (Other)	8,902.3	9,819.5	9,819.5	9,819.5	10,538.3	718.8	7.3%
1016 Fed Incent (Fed)	1,600.0	1,796.1	1,796.1	1,796.1	1,796.1	0.0	0.0%
1017 Ben Sys (Other)	15,312.1	26,714.5	26,714.5	26,714.5	21,926.4	-4,788.1	-17.9%
1027 Int Airprt (Other)	35.5	38.6	38.6	38.6	135.1	96.5	250.0%
1029 P/E Retire (Other)	11,887.2	19,051.3	19,051.3	19,051.3	15,442.7	-3,608.6	-18.9%
1034 Teach Ret (Other)	6,829.3	8,775.1	8,775.1	8,775.1	7,171.9	-1,603.2	-18.3%
1037 GF/MH (UGF)	464.1	487.2	487.2	487.2	487.2	0.0	0.0%
1042 Jud Retire (Other)	219.6	327.0	327.0	327.0	327.0	0.0	0.0%
1045 Nat Guard (Other)	45.3	235.6	235.6	235.6	235.6	0.0	0.0%
1050 PFD Fund (Other)	8,336.3	7,838.1	7,838.1	7,838.1	7,794.5	-43.6	-0.6%
1061 CIP Rcpts (Other)	1,325.6	2,618.2	2,618.2	2,618.2	2,619.1	0.9	0.0%
1066 Pub School (Other)	136.3	274.4	274.4	274.4	633.5	359.1	130.9%
1092 MHTAAR (Other)	0.0	0.0	0.0	0.0	370.0	370.0	100.0%
1094 MHT Admin (Other)	3,591.6	4,215.1	4,215.1	4,215.1	4,179.9	-35.2	-0.8%
1103 AHFC Rcpts (Other)	33,998.2	35,382.8	35,382.8	35,382.8	35,382.8	0.0	0.0%
1104 MBB Rcpts (Other)	508.0	904.5	904.5	904.5	905.3	0.8	0.1%
1105 PFund Rcpt (Other)	119,857.6	149,943.5	147,180.0	147,180.0	151,940.4	4,760.4	3.2%
1108 Stat Desig (Other)	0.0	105.0	105.0	105.0	105.0	0.0	0.0%
1133 CSSD Reimb (Fed)	689.9	794.0	794.0	794.0	795.8	1.8	0.2%
1169 PCE Endow (DGF)	216.1	359.8	359.8	359.8	992.6	632.8	175.9%
1180 Alcohol Fd (DGF)	383.7	500.0	500.0	500.0	500.0	0.0	0.0%
1226 High Ed (DGF)	0.0	0.0	0.0	0.0	316.4	316.4	100.0%

Department Totals
Department of Revenue

Description	FY2020 Actuals	FY2021 Conference Committee	FY2021 Authorized	FY2021 Management Plan	FY2022 Governor	FY2021 Management Plan vs FY2022 Governor	
Totals:							
Unrestricted Gen (UGF)	23,422.0	27,752.2	27,752.2	27,752.2	25,628.3	-2,123.9	-7.7%
Designated Gen (DGF)	2,220.4	2,777.4	2,777.4	2,777.4	3,781.5	1,004.1	36.2%
Other Funds	210,984.9	266,243.2	263,479.7	263,479.7	259,707.5	-3,772.2	-1.4%
Federal Funds	83,755.0	79,946.6	79,946.6	79,946.6	78,998.6	-948.0	-1.2%
Positions:							
Permanent Full Time	825	823	823	821	818	-3	-0.4%
Permanent Part Time	30	24	24	24	24	0	0.0%
Non Permanent	17	17	17	17	17	0	0.0%

Component Summary Unrestricted General Funds Only
Department of Revenue

Results Delivery Unit/ Component	FY2020 Actuals	FY2021 Conference Committee	FY2021 Authorized	FY2021 Management Plan	FY2022 Governor	FY2021 Management Plan vs FY2022 Governor		
Taxation and Treasury								
Tax Division	13,299.6	15,938.3	15,938.3	15,938.3	15,744.5	-193.8	-1.2%	
Treasury Division	1,847.4	2,830.8	2,830.8	2,830.8	1,105.1	-1,725.7	-61.0%	
Permanent Fund Dividend Division	15.0	15.0	15.0	15.0	15.0	0.0	0.0%	
RDU Totals:	15,162.0	18,784.1	18,784.1	18,784.1	16,864.6	-1,919.5	-10.2%	
Child Support Services								
Child Support Services	7,131.7	7,815.8	7,815.8	7,815.8	7,394.3	-421.5	-5.4%	
RDU Totals:	7,131.7	7,815.8	7,815.8	7,815.8	7,394.3	-421.5	-5.4%	
Administration and Support								
Commissioner's Office	130.7	130.7	130.7	130.7	408.1	277.4	212.2%	
Administrative Services	533.5	534.4	534.4	534.4	474.1	-60.3	-11.3%	
RDU Totals:	664.2	665.1	665.1	665.1	882.2	217.1	32.6%	
Alaska Mental Health Trust Authority								
Long Term Care Ombudsman Office	464.1	487.2	487.2	487.2	487.2	0.0	0.0%	
RDU Totals:	464.1	487.2	487.2	487.2	487.2	0.0	0.0%	
Unrestricted Gen (UGF):	23,422.0	27,752.2	27,752.2	27,752.2	25,628.3	-2,123.9	-7.7%	
Designated Gen (DGF):	0.0	0.0	0.0	0.0	0.0	0.0	0.0%	
Other Funds:	0.0	0.0	0.0	0.0	0.0	0.0	0.0%	
Federal Funds:	0.0	0.0	0.0	0.0	0.0	0.0	0.0%	
Total Funds:	23,422.0	27,752.2	27,752.2	27,752.2	25,628.3	-2,123.9	-7.7%	

Component Summary All Funds
Department of Revenue

Results Delivery Unit/ Component	FY2020 Actuals	FY2021 Conference Committee	FY2021 Authorized	FY2021 Management Plan	FY2022 Governor	FY2021 Management Plan vs FY2022 Governor		
Taxation and Treasury								
Tax Division	14,321.6	16,945.4	16,945.4	16,945.4	16,806.1	-139.3	-0.8%	
Treasury Division	8,399.5	10,206.6	10,206.6	10,206.6	9,892.1	-314.5	-3.1%	
Unclaimed Property	419.6	682.0	682.0	682.0	683.4	1.4	0.2%	
AK Retirement Management Board	8,361.9	9,939.2	9,939.2	9,939.2	9,939.2	0.0	0.0%	
ARM Custody and Mgt Fees	25,796.9	45,000.0	45,000.0	45,000.0	35,000.0	-10,000.0	-22.2%	
Permanent Fund Dividend Division	8,888.6	8,249.4	8,249.4	8,249.4	8,206.6	-42.8	-0.5%	
RDU Totals:	66,188.1	91,022.6	91,022.6	91,022.6	80,527.4	-10,495.2	-11.5%	
Child Support Services								
Child Support Services	22,988.2	25,745.2	25,745.2	25,745.2	24,373.9	-1,371.3	-5.3%	
RDU Totals:	22,988.2	25,745.2	25,745.2	25,745.2	24,373.9	-1,371.3	-5.3%	
Administration and Support								
Commissioner's Office	627.9	635.8	635.8	635.8	913.2	277.4	43.6%	
Administrative Services	1,741.3	2,454.9	2,454.9	2,454.9	2,399.6	-55.3	-2.3%	
Criminal Investigations Unit	368.3	388.4	388.4	388.4	1,097.7	709.3	182.6%	
RDU Totals:	2,737.5	3,479.1	3,479.1	3,479.1	4,410.5	931.4	26.8%	
Alaska Mental Health Trust Authority								
Mental Health Trust Operations	3,989.8	4,745.1	4,745.1	4,745.1	4,709.9	-35.2	-0.7%	
Long Term Care Ombudsman Office	784.1	900.7	900.7	900.7	900.7	0.0	0.0%	
RDU Totals:	4,773.9	5,645.8	5,645.8	5,645.8	5,610.6	-35.2	-0.6%	
Alaska Municipal Bond Bank Authority								
AMBBA Operations	508.0	1,009.5	1,009.5	1,009.5	1,010.3	0.8	0.1%	
RDU Totals:	508.0	1,009.5	1,009.5	1,009.5	1,010.3	0.8	0.1%	
Alaska Housing Finance Corporation								
AHFC Operations	103,102.1	99,493.2	99,493.2	99,493.2	99,863.2	370.0	0.4%	
AK Corp for Affordable Housing	324.8	479.2	479.2	479.2	479.2	0.0	0.0%	
RDU Totals:	103,426.9	99,972.4	99,972.4	99,972.4	100,342.4	370.0	0.4%	
Alaska Permanent Fund Corporation								
APFC Operations	14,422.3	20,444.2	17,680.7	17,680.7	18,801.7	1,121.0	6.3%	
APFC Investment Management Fees	105,337.4	129,400.6	129,400.6	129,400.6	133,039.1	3,638.5	2.8%	
RDU Totals:	119,759.7	149,844.8	147,081.3	147,081.3	151,840.8	4,759.5	3.2%	
Unrestricted Gen (UGF):	23,422.0	27,752.2	27,752.2	27,752.2	25,628.3	-2,123.9	-7.7%	
Designated Gen (DGF):	2,220.4	2,777.4	2,777.4	2,777.4	3,781.5	1,004.1	36.2%	
Other Funds:	210,984.9	266,243.2	263,479.7	263,479.7	259,707.5	-3,772.2	-1.4%	
Federal Funds:	83,755.0	79,946.6	79,946.6	79,946.6	78,998.6	-948.0	-1.2%	
Total Funds:	320,382.3	376,719.4	373,955.9	373,955.9	368,115.9	-5,840.0	-1.6%	
Permanent Full Time:								
	825	823	823	821	818	-3	-0.4%	
Permanent Part Time:								
	30	24	24	24	24	0	0.0%	
Non Permanent:								
	17	17	17	17	17	0	0.0%	
Total Positions:	872	864	864	862	859	-3	-0.3%	

Inter-Agency Revenue Summary
Department of Revenue
Revenue Type Inter-Agency Receipts Only

Scenario: FY2022 Governor (17280)

IRIS Revenue Type	IRIS Revenue Source Code	Component	Total
Department of Revenue Totals:			11,117.5
5002 Fed Rcpts	5019 Federal - Miscellaneous Grants	Rev - AK Corp for Affordable Housing (3048)	307.0
5007 I/A Rcpts	5301 Inter-Agency Receipts	H&SS - Department-wide	1,210.8
5007 I/A Rcpts	5301 Inter-Agency Receipts	NatRes - Department-wide	30.0
5007 I/A Rcpts	5301 Inter-Agency Receipts	Rev - AHFC Operations (110)	50.0
5007 I/A Rcpts	5301 Inter-Agency Receipts	Rev - AK Retirement Management Board (2813)	6,735.0
5007 I/A Rcpts	5301 Inter-Agency Receipts	Rev - AMBBA Operations (108)	22.1
5007 I/A Rcpts	5301 Inter-Agency Receipts	Rev - APFC Operations (109)	41.4
5007 I/A Rcpts	5301 Inter-Agency Receipts	Rev - Criminal Investigations Unit (2993)	41.5
5007 I/A Rcpts	5301 Inter-Agency Receipts	Rev - Long Term Care Ombudsman Office (2749)	20.1
5007 I/A Rcpts	5301 Inter-Agency Receipts	Rev - Mental Health Trust Operations (1423)	73.2
5007 I/A Rcpts	5301 Inter-Agency Receipts	Rev - Permanent Fund Dividend Division (981)	1,022.7
5007 I/A Rcpts	5301 Inter-Agency Receipts	Rev - Tax Division (2476)	875.2
5007 I/A Rcpts	5301 Inter-Agency Receipts	Rev - Treasury Division (121)	267.6
5007 I/A Rcpts	5301 Inter-Agency Receipts	Rev - Unclaimed Property (2938)	128.7
5007 I/A Rcpts	5301 Inter-Agency Receipts	Univ - Department-wide	20.0
5061 CIP Rcpts	5351 Capital Improvement Project Inter-Agency	Rev - AHFC Operations (110)	172.2
5061 CIP Rcpts	5351 Capital Improvement Project Inter-Agency	Trans - Department-wide	100.0
RDU: Taxation and Treasury (510)			6,665.0
5007 I/A Rcpts	5301 Inter-Agency Receipts	Rev - AK Retirement Management Board (2813)	6,545.0
5007 I/A Rcpts	5301 Inter-Agency Receipts	Univ - Department-wide	20.0
5061 CIP Rcpts	5351 Capital Improvement Project Inter-Agency	Trans - Department-wide	100.0
Component: Tax Division (2476)			100.0
5061 CIP Rcpts	5351 Capital Improvement Project Inter-Agency	Trans - Department-wide	100.0
Component: Treasury Division (121)			6,545.0
5007 I/A Rcpts	5301 Inter-Agency Receipts	Rev - AK Retirement Management Board (2813)	6,545.0
Component: Permanent Fund Dividend Division (981)			20.0
5007 I/A Rcpts	5301 Inter-Agency Receipts	Univ - Department-wide	20.0
RDU: Administration and Support (50)			2,732.5
5007 I/A Rcpts	5301 Inter-Agency Receipts	Rev - AHFC Operations (110)	50.0
5007 I/A Rcpts	5301 Inter-Agency Receipts	Rev - AK Retirement Management Board (2813)	190.0
5007 I/A Rcpts	5301 Inter-Agency Receipts	Rev - AMBBA Operations (108)	22.1
5007 I/A Rcpts	5301 Inter-Agency Receipts	Rev - APFC Operations (109)	41.4
5007 I/A Rcpts	5301 Inter-Agency Receipts	Rev - Criminal Investigations Unit (2993)	41.5
5007 I/A Rcpts	5301 Inter-Agency Receipts	Rev - Long Term Care Ombudsman Office (2749)	20.1
5007 I/A Rcpts	5301 Inter-Agency Receipts	Rev - Mental Health Trust Operations (1423)	73.2
5007 I/A Rcpts	5301 Inter-Agency Receipts	Rev - Permanent Fund Dividend Division (981)	1,022.7
5007 I/A Rcpts	5301 Inter-Agency Receipts	Rev - Tax Division (2476)	875.2
5007 I/A Rcpts	5301 Inter-Agency Receipts	Rev - Treasury Division (121)	267.6
5007 I/A Rcpts	5301 Inter-Agency Receipts	Rev - Unclaimed Property (2938)	128.7
Component: Commissioner's Office (123)			173.1
5007 I/A Rcpts	5301 Inter-Agency Receipts	Rev - AHFC Operations (110)	3.0
5007 I/A Rcpts	5301 Inter-Agency Receipts	Rev - AMBBA Operations (108)	1.0
5007 I/A Rcpts	5301 Inter-Agency Receipts	Rev - APFC Operations (109)	3.2
5007 I/A Rcpts	5301 Inter-Agency Receipts	Rev - Criminal Investigations Unit (2993)	1.0
5007 I/A Rcpts	5301 Inter-Agency Receipts	Rev - Long Term Care Ombudsman Office (2749)	0.1
5007 I/A Rcpts	5301 Inter-Agency Receipts	Rev - Mental Health Trust Operations (1423)	0.2
5007 I/A Rcpts	5301 Inter-Agency Receipts	Rev - Permanent Fund Dividend Division (981)	53.4
5007 I/A Rcpts	5301 Inter-Agency Receipts	Rev - Tax Division (2476)	82.0
5007 I/A Rcpts	5301 Inter-Agency Receipts	Rev - Treasury Division (121)	26.6
5007 I/A Rcpts	5301 Inter-Agency Receipts	Rev - Unclaimed Property (2938)	2.6
Component: Administrative Services (125)			1,461.7
5007 I/A Rcpts	5301 Inter-Agency Receipts	Rev - AHFC Operations (110)	47.0
5007 I/A Rcpts	5301 Inter-Agency Receipts	Rev - AK Retirement Management Board (2813)	190.0
5007 I/A Rcpts	5301 Inter-Agency Receipts	Rev - AMBBA Operations (108)	21.1
5007 I/A Rcpts	5301 Inter-Agency Receipts	Rev - APFC Operations (109)	38.2
5007 I/A Rcpts	5301 Inter-Agency Receipts	Rev - Criminal Investigations Unit (2993)	40.5

Inter-Agency Revenue Summary
Department of Revenue
Revenue Type Inter-Agency Receipts Only

Scenario: FY2022 Governor (17280)

IRIS Revenue Type	IRIS Revenue Source Code	Component	Total
5007 I/A Rcpts	5301 Inter-Agency Receipts	Rev - Long Term Care Ombudsman Office (2749)	20.0
5007 I/A Rcpts	5301 Inter-Agency Receipts	Rev - Mental Health Trust Operations (1423)	73.0
5007 I/A Rcpts	5301 Inter-Agency Receipts	Rev - Permanent Fund Dividend Division (981)	255.8
5007 I/A Rcpts	5301 Inter-Agency Receipts	Rev - Tax Division (2476)	409.0
5007 I/A Rcpts	5301 Inter-Agency Receipts	Rev - Treasury Division (121)	241.0
5007 I/A Rcpts	5301 Inter-Agency Receipts	Rev - Unclaimed Property (2938)	126.1
Component: Criminal Investigations Unit (2993)			1,097.7
5007 I/A Rcpts	5301 Inter-Agency Receipts	Rev - Permanent Fund Dividend Division (981)	713.5
5007 I/A Rcpts	5301 Inter-Agency Receipts	Rev - Tax Division (2476)	384.2
RDU: Alaska Mental Health Trust Authority (47)			443.5
5007 I/A Rcpts	5301 Inter-Agency Receipts	H&SS - Department-wide	413.5
5007 I/A Rcpts	5301 Inter-Agency Receipts	NatRes - Department-wide	30.0
Component: Mental Health Trust Operations (1423)			30.0
5007 I/A Rcpts	5301 Inter-Agency Receipts	NatRes - Department-wide	30.0
Component: Long Term Care Ombudsman Office (2749)			413.5
5007 I/A Rcpts	5301 Inter-Agency Receipts	H&SS - Department-wide	413.5
RDU: Alaska Housing Finance Corporation (46)			1,276.5
5002 Fed Rcpts	5019 Federal - Miscellaneous Grants	Rev - AK Corp for Affordable Housing (3048)	307.0
5007 I/A Rcpts	5301 Inter-Agency Receipts	H&SS - Department-wide	797.3
5061 CIP Rcpts	5351 Capital Improvement Project Inter-Agency	Rev - AHFC Operations (110)	172.2
Component: AHFC Operations (110)			797.3
5007 I/A Rcpts	5301 Inter-Agency Receipts	H&SS - Department-wide	797.3
Component: Alaska Corporation for Affordable Housing (3048)			479.2
5002 Fed Rcpts	5019 Federal - Miscellaneous Grants	Rev - AK Corp for Affordable Housing (3048)	307.0
5061 CIP Rcpts	5351 Capital Improvement Project Inter-Agency	Rev - AHFC Operations (110)	172.2