

State of Alaska FY2022 Governor's Operating Budget

Department of Revenue

FY2022 Governor Table of Contents

Department of Revenue	3
RDU: Taxation and Treasury	17
Tax Division	21
Treasury Division	45
Unclaimed Property	65
Alaska Retirement Management Board	79
Alaska Retirement Management Board Custody and Management Fees	91
Permanent Fund Dividend Division	96
Child Support Services Division	117
RDU: Administration and Support	140
Commissioner's Office	144
Administrative Services	161
Criminal Investigations Unit	179
RDU: Alaska Mental Health Trust Authority	194
Mental Health Trust Operations	198
Long Term Care Ombudsman Office	218
AMBBA Operations	234
RDU: Alaska Housing Finance Corporation	248
AHFC Operations	252
Alaska Corporation for Affordable Housing	301
RDU: Alaska Permanent Fund Corporation	315
APFC Operations	319
APFC Investment Management Fees	338

Department of Revenue

Mission

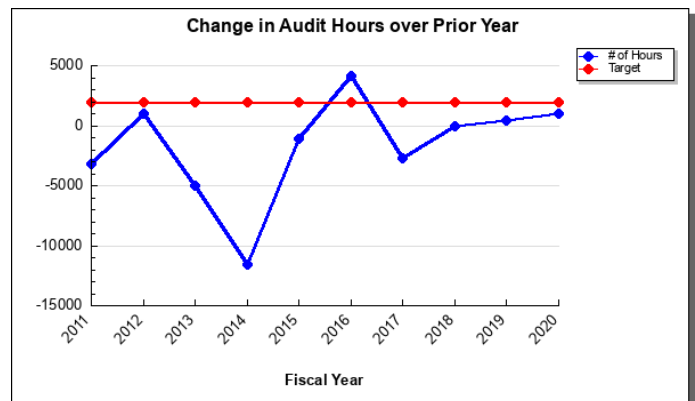
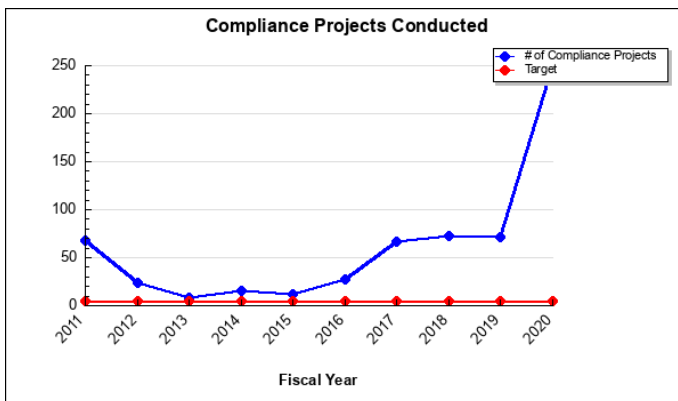
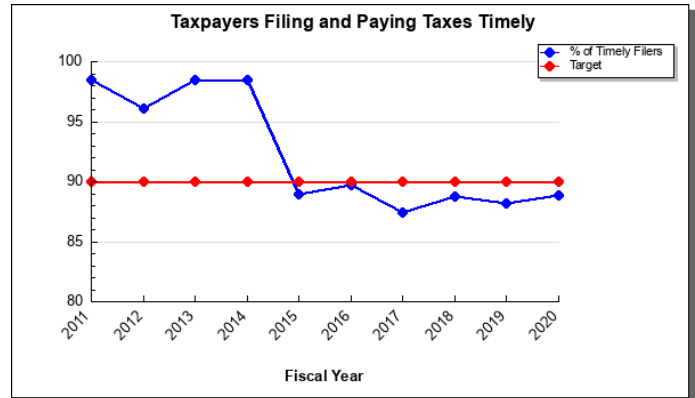
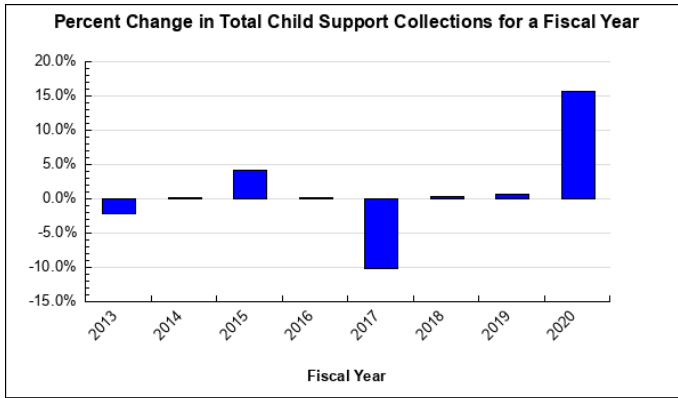
The mission of the Department of Revenue is to collect, distribute and invest funds for public purposes. Alaska Constitution Article 9; AS 25.27, AS 37, AS 43

	Core Services (in priority order)	UGF	DGF	Other	Fed	Total	PFT	PPT	NP	% GF
1	Funds Collection	20,217.0	985.3	24,512.7	41,693.3	87,408.2	404.1	10.1	7.2	69.4%
2	Funds Distribution	4,535.4	1,461.3	32,763.4	30,160.8	68,920.8	284.8	9.4	6.0	19.6%
3	Funds Investment	2,512.6	330.8	205,790.2	8,092.6	216,726.1	126.1	4.5	3.8	9.3%
4	Safety for Alaskans	487.2	0.0	413.5	0.0	900.7	6.0	0.0	0.0	1.6%
	FY2021 Management Plan	27,752.2	2,777.4	263,479.7	79,946.6	373,955.9	821.0	24.0	17.0	

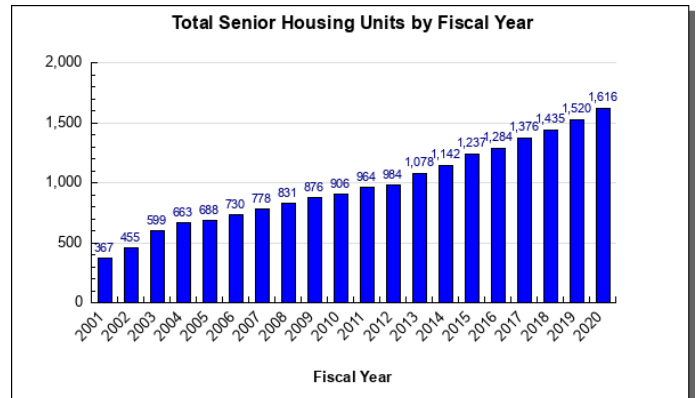
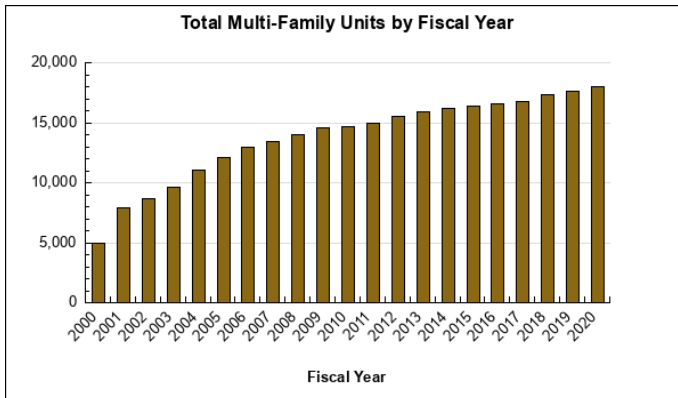
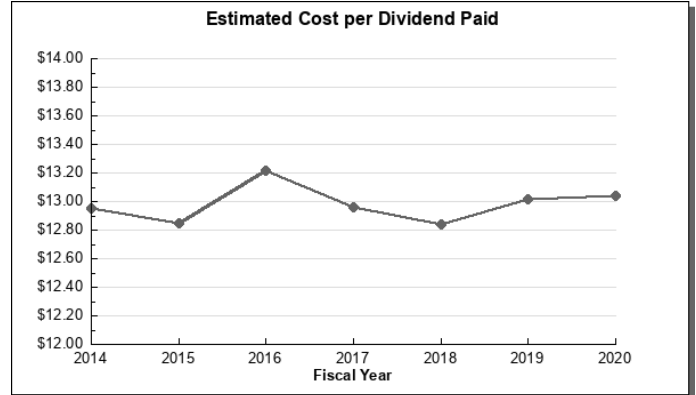
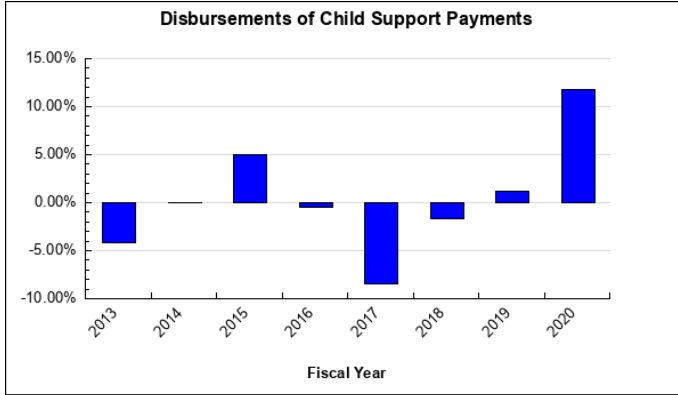
Measures by Core Service

(Additional performance information is available on the web at <https://omb.alaska.gov/results>.)

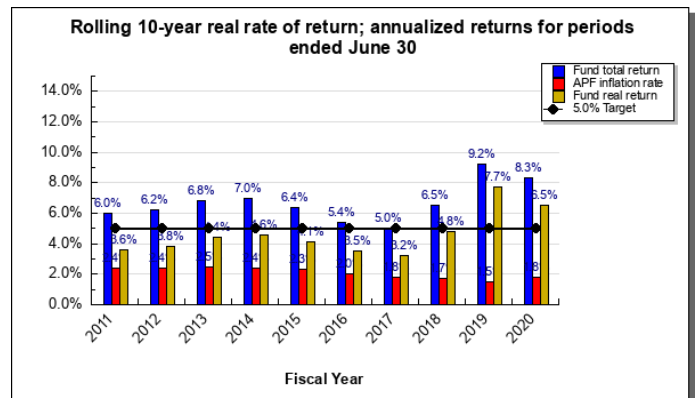
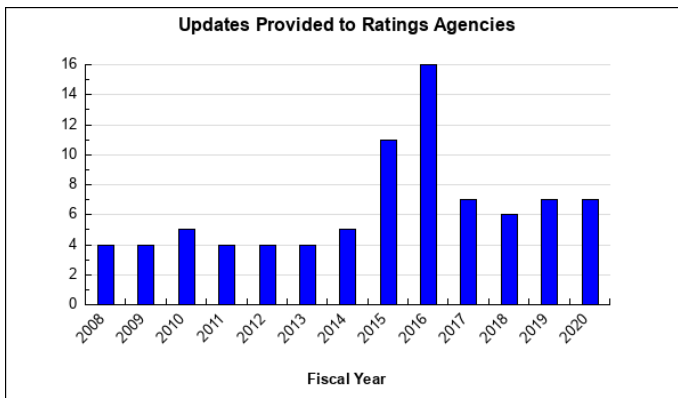
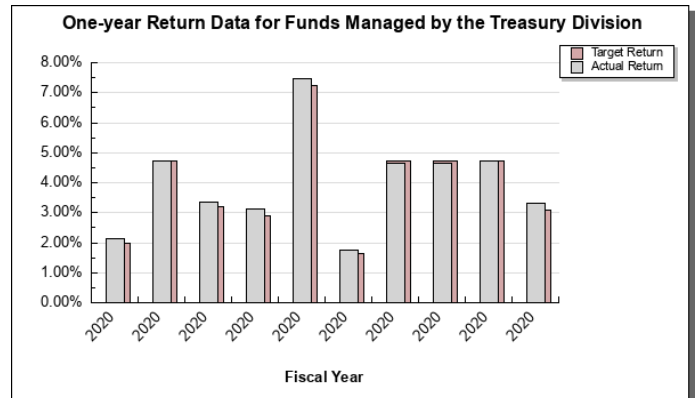
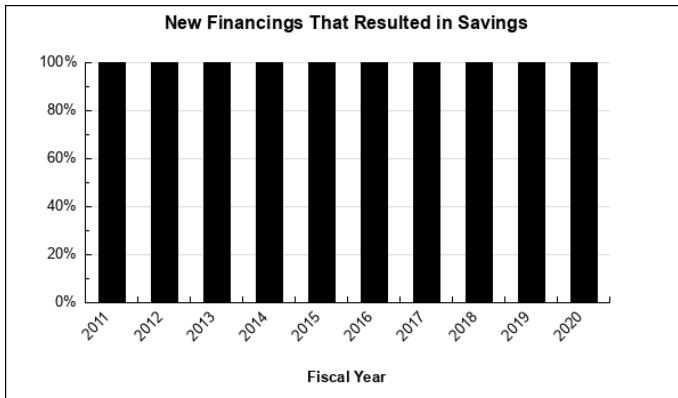
1. Funds Collection



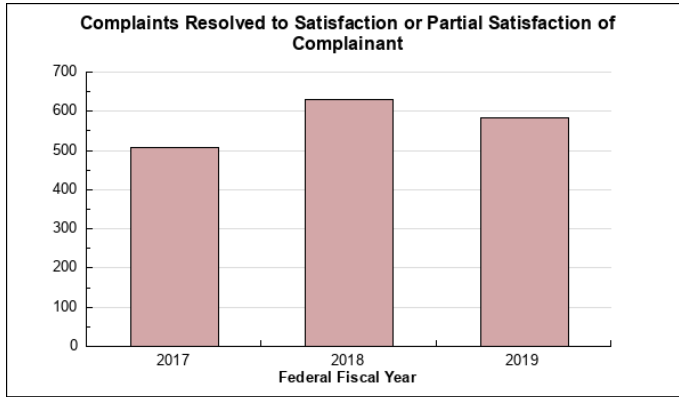
2. Funds Distribution



3. Funds Investment



4. Safety for Alaskans



Major Department Accomplishments in 2020

Funds Collection

- Tax Division supported 27 tax types with over 20,000 taxpayers and over 30,000 tax returns while successfully implemented safe procedures to allow for regular cash collections, primarily for marijuana taxpayers, during the pandemic while public offices remained closed.
- Total Child Support collections in FY2020 were approximately \$122 million (up from \$106 million in FY2019), of which \$10 million (up from \$8 million in FY2019) was recovery of Temporary Assistance for Needy Families funds, and over \$112 million was collected for families.

Funds Distribution

- The Permanent Fund Dividend Division successfully paid an early PFD on July 1 in order to put funds in the hands of Alaskans during the economic turmoil caused by the COVID-19 pandemic. As of 10/2020, nearly \$621 million has been paid to Alaskans.
- The Permanent Fund Dividend Division successfully operated the first PFD raffle which awarded \$434,900 for education grants, \$217,450 for education endowment funding and \$217,450 to the raffle fund, of which \$32,617.50 was paid out to four prize winners. Interest remains strong with \$978 thousand in donations through October, an increase of 12.4%. Prizes are estimated at nearly \$35,000 for the next drawing.
- Paper PFD applications reduced by roughly 40,000. In 2019, 16% of all applications submitted were paper. In 2020, that figure is just 10%. This allows the division to work more efficiently in eligibility determinations, using less resources for data entry.
- Unclaimed Property during the past five years has returned approximately \$24.2 million dollars to current or former Alaska owners and businesses. Improvements were implemented in FY2020 that streamline the claim authentication process, auto approving claims for payment that meet certain criteria. In FY2020, 4,466 properties (~27%) were expedited which reduced the amount of manual claims processing and reduced the claims backlog.
- The Alaska Mental Health Trust Authority provided approximately \$20,733,900 in funding that supported 211 grants.

Funds Investment

- 26 of the 28 non-retirement funds managed by the Treasury Division met or exceeded the benchmark returns, including the General Fund and Other Non-segregated Investments (GeFONSI) and Constitutional Budget Reserve Funds.
- The Public Employee Retirement System (PERS) and Teacher Retirement System (TRS) defined benefit retirement plan's five year net returns exceeded their five year benchmark.
 - Five Year Actual: 6.46%
 - Five Year Target: 6.24%
- The Permanent Fund's total rate of return for the 10-year period ended June 30, 2020, was 8.29 percent, ahead of both the Passive Index (6.72 percent) and the Performance (7.83 percent) benchmark returns.
- The Alaska Municipal Bond Bank Authority issued approximately \$22.2 million in bonds that generated \$25.5 million for two loan agreements to fund Alaskan projects.
- Alaska Housing Finance Corporation purchased nearly 2,000 residential loans with a total value of \$494 million.
- Alaska Housing Finance Corporation was able to stand up a \$10 million mortgage relief program.

Safety for Alaskans

- The Long Term Care Ombudsman's (LTCO) Office conducted 1,049 unannounced facility visits to monitor the safety and well-being of seniors in assisted living and nursing homes statewide.
- The LTCO provided consultation to 298 providers of long-term care services.

Key Department Challenges

General

- The Department of Revenue is undertaking a major initiative to establish Key performance Indicators (KPIs) at the Department, Division, and individual employee level. This process is a major undertaking but at the end it will culminate in the establishment of SMART goals for each employee to ensure that the entire department is productive in a telework environment and aligned with the department's strategic vision.
- The Department continues to assess the outcome of supreme court Forrer v. Alaska decision. Numerous debt offerings, both past and planned, may be impacted by that decision and the department continues to realign its bonding strategy to conform to the decision where necessary.
- It is anticipated that the balance of the Constitutional Budget Reserve (CBR) fund will be less than \$1.0 billion by the end of FY2021. Given that this has been the main account used for cash-flow management in recent years, the Department is evaluating other sources of short-borrowing to meet appropriations given the mis-match between the rate of revenue collections and the rate of spending.
- The Department holds data on nearly every Alaskan and taxpayers. Maintaining the integrity of aging systems against cyber security attacks is a top priority of the Department.

Funds Collection

- Accurately evaluating current and potential revenue sources and improving the quality of the financial data collected to support revenue forecasts with the goal of developing a stable fiscal policy for the state.
- Estimating oil and gas revenues in light of the highly volatile oil and gas market coupled with uncertainties in the U.S. and global economies.
- Some designated tax types, such as the Commercial Passenger Excise tax, have been severely impacted by

the COVID-19 pandemic. As such it will be challenging to maintain support to programs and communities that rely on those revenue sources in light of similarly declining unrestricted general fund collections.

Funds Distribution

- Meeting stringent federal requirements for data reliability to achieve the highest possible Child Support federal incentive payments and avoid possible penalties to the Department of Revenue and the Department of Health and Social Services, Division of Public Assistance.
- Ensuring that distribution of Child Support, PFDs, and other funds continues efficiently in a telework environment.

Funds Investment

- Managing \$42 billion assets for the State, including the General Fund and Other Non-segregated Investments (GeFONSI), the Constitutional Budget Reserve Fund, and pension funds is more challenging in an environment of increased market volatility, after several years of relatively placid markets, as market participants increasingly react to the U.S. economy including the rising risks of recession and concern that an uncertain economic event may occur.
- Managing investment risk during times of market volatility.
- Maintaining corporate best practices and necessary due diligence for a growing fund and asset allocation.
- Continuing to develop partnering initiatives to leverage funds from private corporations, foundations, and other funding sources for Mental Health Trust beneficiary related programs.

Significant Changes in Results to be Delivered in FY2022

- The Department intends to implement a department risk management program, reporting to the Commissioner's Office. There has been a noticeable uptick in ransomware attacks as well as other cyber security risks. Given the value of the funds in the Department's custody, this risk mitigation effort will be necessary to identify vulnerabilities and ensure the integrity of a variety of systems.
- Oil and gas production audits will be closed-out for the 2013 tax year. It is anticipated that 2014 audits will be complete by 1st quarter 2021, 2015-2017 audits by 4th quarter 2021, and 2018-2019 by fourth quarter 2022.
- Continue to review and update regulations where they are outdated, unclear, or unnecessary.
- It was identified that the Department of Health and Social Services Tobacco investigator and the Revenue investigators were performing inspections on the same set of retailers. That function has been transferred to the Department of Health and Social Services to allow Revenue investigators to focus on high-value work.
- Child Support's case management system has moved off mainframe, resulting in savings which can be reinvested in becoming more efficient and eliminating manual processes.
- Child Support's case management system will be moved off mainframe and subsequent modernization of manual processes will be seen.
- The department continues to adapt to COVID-19 challenges and has been offering drop-box and "appointment-only" services to support the health of the Alaskans that we serve.

Contact Information

Commissioner: Lucinda Mahoney

Phone: (907) 269-0081

E-mail: Lucinda.Mahoney@alaska.gov

**Administrative
Services Director:** Brian Fechter

Phone: (907) 269-1034

E-mail: Brian.Fechter@alaska.gov

FY2022 Capital Budget Request

Project Title	Unrestricted Gen (UGF)	Designated Gen (DGF)	Other Funds	Federal Funds	Total Funds
AHFC Rental Assistance for Persons Displaced Due to Domestic Violence - Empowering Choice Housing Program (ECHP)	1,500,000	0	0	0	1,500,000
AHFC Teacher, Health and Public Safety Professionals Housing	1,750,000	0	500,000	0	2,250,000
AHFC Energy Efficiency Research	500,000	0	0	0	500,000
AHFC Senior Citizens Housing Development Program	1,750,000	0	0	0	1,750,000
AHFC Housing and Urban Development Federal HOME Grant	750,000	0	0	4,000,000	4,750,000
AHFC Housing and Urban Development Capital Fund Program	0	0	0	3,200,000	3,200,000
AHFC Federal and Other Competitive Grants	1,500,000	0	0	6,000,000	7,500,000
AHFC Competitive Grants for Public Housing	350,000	0	0	750,000	1,100,000
AHFC Supplemental Housing Development Program	1,500,000	0	0	0	1,500,000
AHFC Energy Programs Weatherization	0	0	0	3,000,000	3,000,000
MH: AHFC Homeless Assistance Program	3,600,000	0	950,000	0	4,550,000
MH: AHFC Beneficiary and Special Needs Housing	0	1,500,000	200,000	0	1,700,000
Department Total	13,200,000	1,500,000	1,650,000	16,950,000	33,300,000

This is an appropriation level summary only. For allocations and the full project details see the capital budget.

Summary of Department Budget Changes by RDU

From FY2021 Management Plan to FY2022 Governor

All dollars shown in thousands

	<u>Unrestricted Gen (UGF)</u>	<u>Designated Gen (DGF)</u>	<u>Other Funds</u>	<u>Federal Funds</u>	<u>Total Funds</u>
FY2021 Management Plan	27,752.2	2,777.4	263,479.7	79,946.6	373,955.9
One-time items:					
-Mental Health Trust Authority	0.0	0.0	-4,215.1	0.0	-4,215.1
Adjustments which continue current level of service:					
-Taxation and Treasury	-1,701.8	1,004.1	499.0	0.0	-198.7
-Child Support Services	35.8	0.0	0.0	69.4	105.2
-Administration and Support	324.9	0.0	8.9	1.8	335.6
-Mental Health Trust Authority	0.0	0.0	4,179.9	0.0	4,179.9
-AK Municipal Bond Bank Auth	0.0	0.0	0.8	0.0	0.8
-Alaska Housing Finance Corp	0.0	0.0	370.0	0.0	370.0
Proposed budget increases:					
-Administration and Support	0.0	0.0	713.6	0.0	713.6
-AK Permanent Fund Corporation	0.0	0.0	4,842.6	0.0	4,842.6
Proposed budget decreases:					
-Taxation and Treasury	-217.7	0.0	-10,078.8	0.0	-10,296.5
-Child Support Services	-457.3	0.0	0.0	-1,019.2	-1,476.5
-Administration and Support	-107.8	0.0	-10.0	0.0	-117.8
-AK Permanent Fund Corporation	0.0	0.0	-83.1	0.0	-83.1
FY2022 Governor	25,628.3	3,781.5	259,707.5	78,998.6	368,115.9

Department Totals
Department of Revenue

Description	FY2020 Actuals	FY2021 Conference Committee	FY2021 Authorized	FY2021 Management Plan	FY2022 Governor	FY2021 Management Plan vs FY2022 Governor	
Department Totals	320,382.3	376,719.4	373,955.9	373,955.9	368,115.9	-5,840.0	-1.6%
Objects of Expenditure:							
71000 Personal Services	96,204.7	108,307.9	105,544.4	104,358.6	106,439.1	2,080.5	2.0%
72000 Travel	873.1	1,778.7	1,778.7	1,734.2	1,824.2	90.0	
73000 Services	174,717.1	225,213.8	225,213.8	227,543.6	219,162.9	-8,380.7	-3.7%
74000 Commodities	2,935.4	3,421.6	3,421.6	3,699.4	3,563.6	-135.8	-3.7%
75000 Capital Outlay	1,050.9	766.9	766.9	766.9	902.9	136.0	17.7%
77000 Grants, Benefits	44,601.1	37,230.5	37,230.5	35,853.2	36,223.2	370.0	1.0%
78000 Miscellaneous	0.0	0.0	0.0	0.0	0.0	0.0	0.0%
Funding Source:							
1001 CBR Fund (UGF)	0.0	6,816.3	6,816.3	6,816.3	0.0	-6,816.3	-100.0%
1002 Fed Rcpts (Fed)	81,465.1	77,356.5	77,356.5	77,356.5	76,406.7	-949.8	-1.2%
1003 G/F Match (UGF)	6,870.1	5,502.7	5,502.7	5,502.7	6,915.4	1,412.7	25.7%
1004 Gen Fund (UGF)	16,087.8	14,946.0	14,946.0	14,946.0	18,225.7	3,279.7	21.9%
1005 GF/Prgm (DGF)	1,620.6	1,917.6	1,917.6	1,917.6	1,972.5	54.9	2.9%
1007 I/A Rcpts (Other)	8,902.3	9,819.5	9,819.5	9,819.5	10,538.3	718.8	7.3%
1016 Fed Incent (Fed)	1,600.0	1,796.1	1,796.1	1,796.1	1,796.1	0.0	0.0%
1017 Ben Sys (Other)	15,312.1	26,714.5	26,714.5	26,714.5	21,926.4	-4,788.1	-17.9%
1027 Int Airprt (Other)	35.5	38.6	38.6	38.6	135.1	96.5	250.0%
1029 P/E Retire (Other)	11,887.2	19,051.3	19,051.3	19,051.3	15,442.7	-3,608.6	-18.9%
1034 Teach Ret (Other)	6,829.3	8,775.1	8,775.1	8,775.1	7,171.9	-1,603.2	-18.3%
1037 GF/MH (UGF)	464.1	487.2	487.2	487.2	487.2	0.0	0.0%
1042 Jud Retire (Other)	219.6	327.0	327.0	327.0	327.0	0.0	0.0%
1045 Nat Guard (Other)	45.3	235.6	235.6	235.6	235.6	0.0	0.0%
1050 PFD Fund (Other)	8,336.3	7,838.1	7,838.1	7,838.1	7,794.5	-43.6	-0.6%
1061 CIP Rcpts (Other)	1,325.6	2,618.2	2,618.2	2,618.2	2,619.1	0.9	0.0%
1066 Pub School (Other)	136.3	274.4	274.4	274.4	633.5	359.1	130.9%
1092 MHTAAR (Other)	0.0	0.0	0.0	0.0	370.0	370.0	100.0%
1094 MHT Admin (Other)	3,591.6	4,215.1	4,215.1	4,215.1	4,179.9	-35.2	-0.8%
1103 AHFC Rcpts (Other)	33,998.2	35,382.8	35,382.8	35,382.8	35,382.8	0.0	0.0%
1104 MBB Rcpts (Other)	508.0	904.5	904.5	904.5	905.3	0.8	0.1%
1105 PFund Rcpt (Other)	119,857.6	149,943.5	147,180.0	147,180.0	151,940.4	4,760.4	3.2%
1108 Stat Desig (Other)	0.0	105.0	105.0	105.0	105.0	0.0	0.0%
1133 CSSD Reimb (Fed)	689.9	794.0	794.0	794.0	795.8	1.8	0.2%
1169 PCE Endow (DGF)	216.1	359.8	359.8	359.8	992.6	632.8	175.9%
1180 Alcohol Fd (DGF)	383.7	500.0	500.0	500.0	500.0	0.0	0.0%
1226 High Ed (DGF)	0.0	0.0	0.0	0.0	316.4	316.4	100.0%

Department Totals
Department of Revenue

Description	FY2020 Actuals	FY2021 Conference Committee	FY2021 Authorized	FY2021 Management Plan	FY2022 Governor	FY2021 Management Plan vs FY2022 Governor	
Totals:							
Unrestricted Gen (UGF)	23,422.0	27,752.2	27,752.2	27,752.2	25,628.3	-2,123.9	-7.7%
Designated Gen (DGF)	2,220.4	2,777.4	2,777.4	2,777.4	3,781.5	1,004.1	36.2%
Other Funds	210,984.9	266,243.2	263,479.7	263,479.7	259,707.5	-3,772.2	-1.4%
Federal Funds	83,755.0	79,946.6	79,946.6	79,946.6	78,998.6	-948.0	-1.2%
 Positions:							
Permanent Full Time	825	823	823	821	818	-3	-0.4%
Permanent Part Time	30	24	24	24	24	0	0.0%
Non Permanent	17	17	17	17	17	0	0.0%

Component Summary Unrestricted General Funds Only
Department of Revenue

Results Delivery Unit/ Component	FY2020 Actuals	FY2021 Conference Committee	FY2021 Authorized	FY2021 Management Plan	FY2022 Governor	FY2021 Management Plan vs FY2022 Governor		
Taxation and Treasury								
Tax Division	13,299.6	15,938.3	15,938.3	15,938.3	15,744.5	-193.8	-1.2%	
Treasury Division	1,847.4	2,830.8	2,830.8	2,830.8	1,105.1	-1,725.7	-61.0%	
Permanent Fund Dividend Division	15.0	15.0	15.0	15.0	15.0	0.0	0.0%	
RDU Totals:	15,162.0	18,784.1	18,784.1	18,784.1	16,864.6	-1,919.5	-10.2%	
Child Support Services								
Child Support Services	7,131.7	7,815.8	7,815.8	7,815.8	7,394.3	-421.5	-5.4%	
RDU Totals:	7,131.7	7,815.8	7,815.8	7,815.8	7,394.3	-421.5	-5.4%	
Administration and Support								
Commissioner's Office	130.7	130.7	130.7	130.7	408.1	277.4	212.2%	
Administrative Services	533.5	534.4	534.4	534.4	474.1	-60.3	-11.3%	
RDU Totals:	664.2	665.1	665.1	665.1	882.2	217.1	32.6%	
Alaska Mental Health Trust Authority								
Long Term Care Ombudsman Office	464.1	487.2	487.2	487.2	487.2	0.0	0.0%	
RDU Totals:	464.1	487.2	487.2	487.2	487.2	0.0	0.0%	
Unrestricted Gen (UGF):	23,422.0	27,752.2	27,752.2	27,752.2	25,628.3	-2,123.9	-7.7%	
Designated Gen (DGF):	0.0	0.0	0.0	0.0	0.0	0.0	0.0%	
Other Funds:	0.0	0.0	0.0	0.0	0.0	0.0	0.0%	
Federal Funds:	0.0	0.0	0.0	0.0	0.0	0.0	0.0%	
Total Funds:	23,422.0	27,752.2	27,752.2	27,752.2	25,628.3	-2,123.9	-7.7%	

Component Summary All Funds
Department of Revenue

Results Delivery Unit/ Component	FY2020 Actuals	FY2021 Conference Committee	FY2021 Authorized	FY2021 Management Plan	FY2022 Governor	FY2021 Management Plan vs FY2022 Governor	
Taxation and Treasury							
Tax Division	14,321.6	16,945.4	16,945.4	16,945.4	16,806.1	-139.3	-0.8%
Treasury Division	8,399.5	10,206.6	10,206.6	10,206.6	9,892.1	-314.5	-3.1%
Unclaimed Property	419.6	682.0	682.0	682.0	683.4	1.4	0.2%
AK Retirement Management Board	8,361.9	9,939.2	9,939.2	9,939.2	9,939.2	0.0	0.0%
ARM Custody and Mgt Fees	25,796.9	45,000.0	45,000.0	45,000.0	35,000.0	-10,000.0	-22.2%
Permanent Fund Dividend Division	8,888.6	8,249.4	8,249.4	8,249.4	8,206.6	-42.8	-0.5%
RDU Totals:	66,188.1	91,022.6	91,022.6	91,022.6	80,527.4	-10,495.2	-11.5%
Child Support Services							
Child Support Services	22,988.2	25,745.2	25,745.2	25,745.2	24,373.9	-1,371.3	-5.3%
RDU Totals:	22,988.2	25,745.2	25,745.2	25,745.2	24,373.9	-1,371.3	-5.3%
Administration and Support							
Commissioner's Office	627.9	635.8	635.8	635.8	913.2	277.4	43.6%
Administrative Services	1,741.3	2,454.9	2,454.9	2,454.9	2,399.6	-55.3	-2.3%
Criminal Investigations Unit	368.3	388.4	388.4	388.4	1,097.7	709.3	182.6%
RDU Totals:	2,737.5	3,479.1	3,479.1	3,479.1	4,410.5	931.4	26.8%
Alaska Mental Health Trust Authority							
Mental Health Trust Operations	3,989.8	4,745.1	4,745.1	4,745.1	4,709.9	-35.2	-0.7%
Long Term Care Ombudsman Office	784.1	900.7	900.7	900.7	900.7	0.0	0.0%
RDU Totals:	4,773.9	5,645.8	5,645.8	5,645.8	5,610.6	-35.2	-0.6%
Alaska Municipal Bond Bank Authority							
AMBBA Operations	508.0	1,009.5	1,009.5	1,009.5	1,010.3	0.8	0.1%
RDU Totals:	508.0	1,009.5	1,009.5	1,009.5	1,010.3	0.8	0.1%
Alaska Housing Finance Corporation							
AHFC Operations	103,102.1	99,493.2	99,493.2	99,493.2	99,863.2	370.0	0.4%
AK Corp for Affordable Housing	324.8	479.2	479.2	479.2	479.2	0.0	0.0%
RDU Totals:	103,426.9	99,972.4	99,972.4	99,972.4	100,342.4	370.0	0.4%
Alaska Permanent Fund Corporation							
APFC Operations	14,422.3	20,444.2	17,680.7	17,680.7	18,801.7	1,121.0	6.3%
APFC Investment Management Fees	105,337.4	129,400.6	129,400.6	129,400.6	133,039.1	3,638.5	2.8%
RDU Totals:	119,759.7	149,844.8	147,081.3	147,081.3	151,840.8	4,759.5	3.2%
Unrestricted Gen (UGF):	23,422.0	27,752.2	27,752.2	27,752.2	25,628.3	-2,123.9	-7.7%
Designated Gen (DGF):	2,220.4	2,777.4	2,777.4	2,777.4	3,781.5	1,004.1	36.2%
Other Funds:	210,984.9	266,243.2	263,479.7	263,479.7	259,707.5	-3,772.2	-1.4%
Federal Funds:	83,755.0	79,946.6	79,946.6	79,946.6	78,998.6	-948.0	-1.2%
Total Funds:	320,382.3	376,719.4	373,955.9	373,955.9	368,115.9	-5,840.0	-1.6%
Permanent Full Time:	825	823	823	821	818	-3	-0.4%
Permanent Part Time:	30	24	24	24	24	0	0.0%
Non Permanent:	17	17	17	17	17	0	0.0%
Total Positions:	872	864	864	862	859	-3	-0.3%

Inter-Agency Revenue Summary
Department of Revenue
Revenue Type Inter-Agency Receipts Only

Scenario: FY2022 Governor (17280)

IRIS Revenue Type	IRIS Revenue Source Code	Component	Total
Department of Revenue Totals:			11,117.5
5002 Fed Rcpts	5019 Federal - Miscellaneous Grants	Rev - AK Corp for Affordable Housing (3048)	307.0
5007 I/A Rcpts	5301 Inter-Agency Receipts	H&SS - Department-wide	1,210.8
5007 I/A Rcpts	5301 Inter-Agency Receipts	NatRes - Department-wide	30.0
5007 I/A Rcpts	5301 Inter-Agency Receipts	Rev - AHFC Operations (110)	50.0
5007 I/A Rcpts	5301 Inter-Agency Receipts	Rev - AK Retirement Management Board (2813)	6,735.0
5007 I/A Rcpts	5301 Inter-Agency Receipts	Rev - AMBBA Operations (108)	22.1
5007 I/A Rcpts	5301 Inter-Agency Receipts	Rev - APFC Operations (109)	41.4
5007 I/A Rcpts	5301 Inter-Agency Receipts	Rev - Criminal Investigations Unit (2993)	41.5
5007 I/A Rcpts	5301 Inter-Agency Receipts	Rev - Long Term Care Ombudsman Office (2749)	20.1
5007 I/A Rcpts	5301 Inter-Agency Receipts	Rev - Mental Health Trust Operations (1423)	73.2
5007 I/A Rcpts	5301 Inter-Agency Receipts	Rev - Permanent Fund Dividend Division (981)	1,022.7
5007 I/A Rcpts	5301 Inter-Agency Receipts	Rev - Tax Division (2476)	875.2
5007 I/A Rcpts	5301 Inter-Agency Receipts	Rev - Treasury Division (121)	267.6
5007 I/A Rcpts	5301 Inter-Agency Receipts	Rev - Unclaimed Property (2938)	128.7
5007 I/A Rcpts	5301 Inter-Agency Receipts	Univ - Department-wide	20.0
5061 CIP Rcpts	5351 Capital Improvement Project Inter-Agency	Rev - AHFC Operations (110)	172.2
5061 CIP Rcpts	5351 Capital Improvement Project Inter-Agency	Trans - Department-wide	100.0
RDU: Taxation and Treasury (510)			6,665.0
5007 I/A Rcpts	5301 Inter-Agency Receipts	Rev - AK Retirement Management Board (2813)	6,545.0
5007 I/A Rcpts	5301 Inter-Agency Receipts	Univ - Department-wide	20.0
5061 CIP Rcpts	5351 Capital Improvement Project Inter-Agency	Trans - Department-wide	100.0
Component: Tax Division (2476)			100.0
5061 CIP Rcpts	5351 Capital Improvement Project Inter-Agency	Trans - Department-wide	100.0
Component: Treasury Division (121)			6,545.0
5007 I/A Rcpts	5301 Inter-Agency Receipts	Rev - AK Retirement Management Board (2813)	6,545.0
Component: Permanent Fund Dividend Division (981)			20.0
5007 I/A Rcpts	5301 Inter-Agency Receipts	Univ - Department-wide	20.0
RDU: Administration and Support (50)			2,732.5
5007 I/A Rcpts	5301 Inter-Agency Receipts	Rev - AHFC Operations (110)	50.0
5007 I/A Rcpts	5301 Inter-Agency Receipts	Rev - AK Retirement Management Board (2813)	190.0
5007 I/A Rcpts	5301 Inter-Agency Receipts	Rev - AMBBA Operations (108)	22.1
5007 I/A Rcpts	5301 Inter-Agency Receipts	Rev - APFC Operations (109)	41.4
5007 I/A Rcpts	5301 Inter-Agency Receipts	Rev - Criminal Investigations Unit (2993)	41.5
5007 I/A Rcpts	5301 Inter-Agency Receipts	Rev - Long Term Care Ombudsman Office (2749)	20.1
5007 I/A Rcpts	5301 Inter-Agency Receipts	Rev - Mental Health Trust Operations (1423)	73.2
5007 I/A Rcpts	5301 Inter-Agency Receipts	Rev - Permanent Fund Dividend Division (981)	1,022.7
5007 I/A Rcpts	5301 Inter-Agency Receipts	Rev - Tax Division (2476)	875.2
5007 I/A Rcpts	5301 Inter-Agency Receipts	Rev - Treasury Division (121)	267.6
5007 I/A Rcpts	5301 Inter-Agency Receipts	Rev - Unclaimed Property (2938)	128.7
Component: Commissioner's Office (123)			173.1
5007 I/A Rcpts	5301 Inter-Agency Receipts	Rev - AHFC Operations (110)	3.0
5007 I/A Rcpts	5301 Inter-Agency Receipts	Rev - AMBBA Operations (108)	1.0
5007 I/A Rcpts	5301 Inter-Agency Receipts	Rev - APFC Operations (109)	3.2
5007 I/A Rcpts	5301 Inter-Agency Receipts	Rev - Criminal Investigations Unit (2993)	1.0
5007 I/A Rcpts	5301 Inter-Agency Receipts	Rev - Long Term Care Ombudsman Office (2749)	0.1
5007 I/A Rcpts	5301 Inter-Agency Receipts	Rev - Mental Health Trust Operations (1423)	0.2
5007 I/A Rcpts	5301 Inter-Agency Receipts	Rev - Permanent Fund Dividend Division (981)	53.4
5007 I/A Rcpts	5301 Inter-Agency Receipts	Rev - Tax Division (2476)	82.0
5007 I/A Rcpts	5301 Inter-Agency Receipts	Rev - Treasury Division (121)	26.6
5007 I/A Rcpts	5301 Inter-Agency Receipts	Rev - Unclaimed Property (2938)	2.6
Component: Administrative Services (125)			1,461.7
5007 I/A Rcpts	5301 Inter-Agency Receipts	Rev - AHFC Operations (110)	47.0
5007 I/A Rcpts	5301 Inter-Agency Receipts	Rev - AK Retirement Management Board (2813)	190.0
5007 I/A Rcpts	5301 Inter-Agency Receipts	Rev - AMBBA Operations (108)	21.1
5007 I/A Rcpts	5301 Inter-Agency Receipts	Rev - APFC Operations (109)	38.2
5007 I/A Rcpts	5301 Inter-Agency Receipts	Rev - Criminal Investigations Unit (2993)	40.5

Inter-Agency Revenue Summary
Department of Revenue
Revenue Type Inter-Agency Receipts Only

Scenario: FY2022 Governor (17280)

IRIS Revenue Type	IRIS Revenue Source Code	Component	Total
5007 I/A Rcpts	5301 Inter-Agency Receipts	Rev - Long Term Care Ombudsman Office (2749)	20.0
5007 I/A Rcpts	5301 Inter-Agency Receipts	Rev - Mental Health Trust Operations (1423)	73.0
5007 I/A Rcpts	5301 Inter-Agency Receipts	Rev - Permanent Fund Dividend Division (981)	255.8
5007 I/A Rcpts	5301 Inter-Agency Receipts	Rev - Tax Division (2476)	409.0
5007 I/A Rcpts	5301 Inter-Agency Receipts	Rev - Treasury Division (121)	241.0
5007 I/A Rcpts	5301 Inter-Agency Receipts	Rev - Unclaimed Property (2938)	126.1
Component: Criminal Investigations Unit (2993)			1,097.7
5007 I/A Rcpts	5301 Inter-Agency Receipts	Rev - Permanent Fund Dividend Division (981)	713.5
5007 I/A Rcpts	5301 Inter-Agency Receipts	Rev - Tax Division (2476)	384.2
RDU: Alaska Mental Health Trust Authority (47)			443.5
5007 I/A Rcpts	5301 Inter-Agency Receipts	H&SS - Department-wide	413.5
5007 I/A Rcpts	5301 Inter-Agency Receipts	NatRes - Department-wide	30.0
Component: Mental Health Trust Operations (1423)			30.0
5007 I/A Rcpts	5301 Inter-Agency Receipts	NatRes - Department-wide	30.0
Component: Long Term Care Ombudsman Office (2749)			413.5
5007 I/A Rcpts	5301 Inter-Agency Receipts	H&SS - Department-wide	413.5
RDU: Alaska Housing Finance Corporation (46)			1,276.5
5002 Fed Rcpts	5019 Federal - Miscellaneous Grants	Rev - AK Corp for Affordable Housing (3048)	307.0
5007 I/A Rcpts	5301 Inter-Agency Receipts	H&SS - Department-wide	797.3
5061 CIP Rcpts	5351 Capital Improvement Project Inter-Agency	Rev - AHFC Operations (110)	172.2
Component: AHFC Operations (110)			797.3
5007 I/A Rcpts	5301 Inter-Agency Receipts	H&SS - Department-wide	797.3
Component: Alaska Corporation for Affordable Housing (3048)			479.2
5002 Fed Rcpts	5019 Federal - Miscellaneous Grants	Rev - AK Corp for Affordable Housing (3048)	307.0
5061 CIP Rcpts	5351 Capital Improvement Project Inter-Agency	Rev - AHFC Operations (110)	172.2

State of Alaska FY2022 Governor's Operating Budget

Department of Revenue Taxation and Treasury Results Delivery Unit Budget Summary

Taxation and Treasury Results Delivery Unit

Contribution to Department's Mission

The Taxation and Treasury RDU includes the Tax Division, Treasury, Unclaimed Property, Alaska Retirement Management Board, and the Permanent Fund Dividend Program. Please see individual component narratives for information on each of these agencies.

Major RDU Accomplishments in 2020

Please see component narratives.

Key RDU Challenges

Please see component narratives.

Significant Changes in Results to be Delivered in FY2022

Please see component narratives.

Contact Information

Contact: Brian Fechter, Director, Administrative Services
Phone: (907) 269-1034
E-mail: brian.fechter@alaska.gov

**Taxation and Treasury
RDU Financial Summary by Component**

All dollars shown in thousands

	FY2020 Actuals				FY2021 Management Plan				FY2022 Governor			
	UGF+DGF Funds	Other Funds	Federal Funds	Total Funds	UGF+DGF Funds	Other Funds	Federal Funds	Total Funds	UGF+DGF Funds	Other Funds	Federal Funds	Total Funds
Formula Expenditures None.												
Non-Formula Expenditures												
Tax Division	14,105.4	216.2	0.0	14,321.6	16,747.6	197.8	0.0	16,945.4	16,606.5	199.6	0.0	16,806.1
Treasury Division	2,063.5	6,336.0	0.0	8,399.5	3,190.6	7,016.0	0.0	10,206.6	2,414.1	7,478.0	0.0	9,892.1
Unclaimed Property	419.6	0.0	0.0	419.6	682.0	0.0	0.0	682.0	683.4	0.0	0.0	683.4
AK Retirement Management Board	0.0	8,361.9	0.0	8,361.9	0.0	9,939.2	0.0	9,939.2	0.0	9,939.2	0.0	9,939.2
ARM Custody and Mgt Fees	0.0	25,796.9	0.0	25,796.9	0.0	45,000.0	0.0	45,000.0	0.0	35,000.0	0.0	35,000.0
Permanent Fund Dividend Division	390.6	8,498.0	0.0	8,888.6	391.3	7,858.1	0.0	8,249.4	392.1	7,814.5	0.0	8,206.6
Totals	16,979.1	49,209.0	0.0	66,188.1	21,011.5	70,011.1	0.0	91,022.6	20,096.1	60,431.3	0.0	80,527.4

Taxation and Treasury
Summary of RDU Budget Changes by Component
From FY2021 Management Plan to FY2022 Governor

All dollars shown in thousands

	<u>Unrestricted</u> <u>Gen (UGF)</u>	<u>Designated</u> <u>Gen (DGF)</u>	<u>Other Funds</u>	<u>Federal</u> <u>Funds</u>	<u>Total Funds</u>
FY2021 Management Plan	18,784.1	2,227.4	70,011.1	0.0	91,022.6
Adjustments which continue current level of service:					
-Tax Division	23.9	52.7	1.8	0.0	78.4
-Treasury Division	-1,725.7	949.2	462.0	0.0	-314.5
-Unclaimed Property	0.0	1.4	0.0	0.0	1.4
-Permanent Fund Dividend Division	0.0	0.8	35.2	0.0	36.0
Proposed budget decreases:					
-Tax Division	-217.7	0.0	0.0	0.0	-217.7
-ARM Custody and Mgt Fees	0.0	0.0	-10,000.0	0.0	-10,000.0
-Permanent Fund Dividend Division	0.0	0.0	-78.8	0.0	-78.8
FY2022 Governor	16,864.6	3,231.5	60,431.3	0.0	80,527.4

State of Alaska FY2022 Governor's Operating Budget

Department of Revenue Tax Division Component Budget Summary

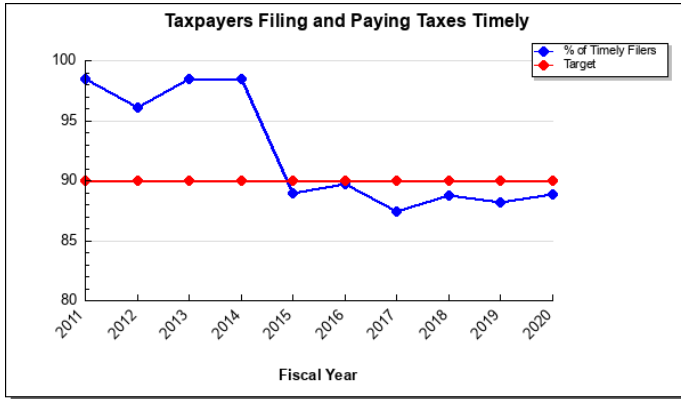
Component: Tax Division

Contribution to Department's Mission

The mission of the Tax Division is to collect taxes, inform stakeholders, and regulate charitable gaming.

Results

(Additional performance information is available on the web at <https://omb.alaska.gov/results>.)



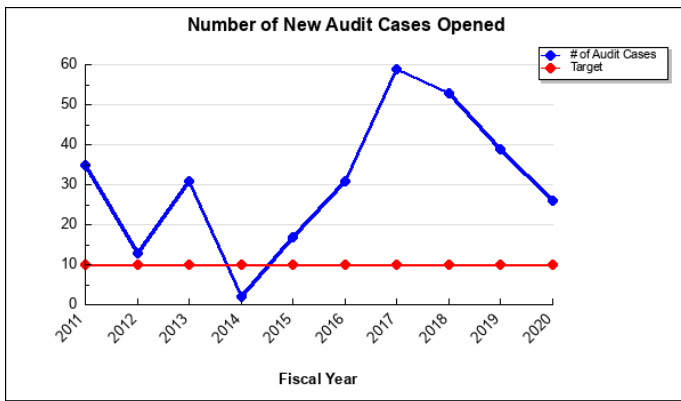
Core Services

- Maximize Compliance with Tax Programs
- Facilitate Voluntary Compliance
- Effectively Audit Tax Programs

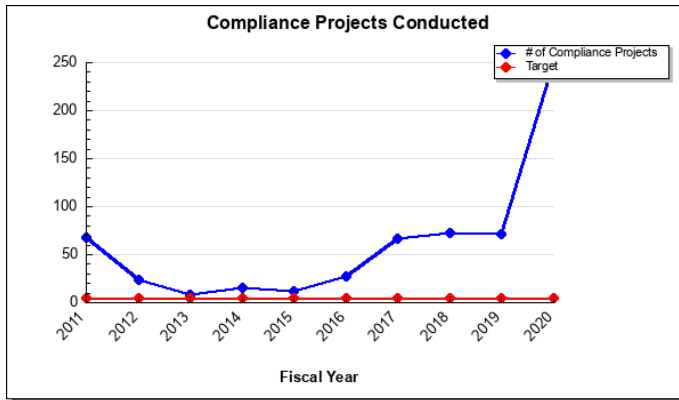
Measures by Core Service

(Additional performance information is available on the web at <https://omb.alaska.gov/results>.)

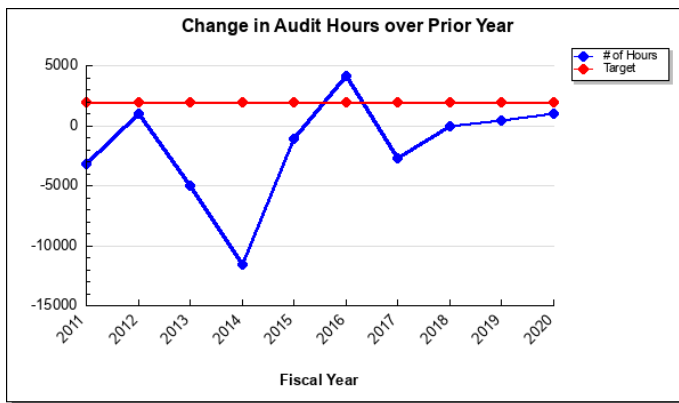
1. Maximize Compliance with Tax Programs



2. Facilitate Voluntary Compliance



3. Effectively Audit Tax Programs



Major Component Accomplishments in 2020

- Supported 27 tax types with over 20,000 taxpayers and over 30,000 tax returns.
- Successfully implemented safe procedures to allow for regular cash collections, primarily for marijuana taxpayers, during the pandemic while our public offices remain closed.
- Automated the 2019 Tax Division Annual Report. This has created efficiencies within the Division and provides a more timely and accurate work product.
- Reduced the backlog of open tax appeals.

Key Component Challenges

Some designated tax types, such as the Commercial Passenger Excise tax, have been severely impacted by the COVID-19 pandemic. As such, it will be challenging to maintain support to programs and communities that rely on those revenue sources in light of similarly declining unrestricted general fund collections.

- Continuing to provide great customer service while looking for further efficiencies. The consolidation of the fish tax function within our Excise Tax Group has been completed and functioning well.
- Continuing emphasis on oil and gas production tax audit timeliness and working towards a three-year cycle. The tax years now under audit are from 2014 forward, so they are all under the same tax regime of SB21.
- Accurately evaluating current and potential revenue sources and improving the quality of the financial data

collected to support revenue forecasts with the goal of developing a stable fiscal policy for the state.

- Estimating oil and gas revenues in light of the highly volatile oil and gas market coupled with uncertainties in the U.S. and global economies.
- Continuing to contribute in efforts to start large-scale natural gas development in-state and commercialization of North Slope natural gas reserves.
- Creating and implementing education programs to ensure that Alaskans understand and comply with Alaska's tax laws.
- Managing the ongoing impacts of the repealed Film Tax Credit program. Although the Alaska Film Office was repealed in 2015, outstanding credits are still allowed to be sold and transferred by their owners. The division continues to issue transferred credits with existing resources.

Significant Changes in Results to be Delivered in FY2022

- Oil and gas production audits planned to be completed one to two years prior to the statute deadline.
- Implement regulatory changes to repeal or change regulations in order to clarify areas to help support the Division's audits.

Statutory and Regulatory Authority

AS 04.11*	Alcoholic Beverages – Licensing
AS 05.15	Games of Chance and Contests of Skill
AS 10.25*	Electric and Telephone Cooperative Act
AS 16.10.455	Salmon Hatcheries – Cost Recoveries
AS 16.51	Alaska Seafood Marketing Institute
AS 42.05	Alaska Public Utilities Regulatory Act
AS 42.06	Pipeline Act
AS 43.05	Administration of Revenue Laws
AS 43.10	Enforcement and Collection of Taxes
AS 43.19	Multistate Tax Compact
AS 43.20	Alaska Net Income Tax Act
AS 43.31	Estate Tax Law of Alaska
AS 43.35	Gaming and Gambling on Passenger Vessels
AS 43.40*	Motor Fuel Tax
AS 43.50	Tobacco Taxes and Sales
AS 43.52*	Transportation Taxes
AS 43.55	Oil and Gas Production Tax and Oil Surcharge
AS 43.56	Oil and Gas Exploration, Production, and Pipeline Transportation Property Taxes
AS 43.60	Excise Tax on Alcoholic Beverages
AS 43.61	Excise Tax on Marijuana
AS 43.65	Mining License Tax
AS 43.75*	Fisheries Business License and Taxes
AS 43.76	Fisheries Taxes and Assessments
AS 43.77*	Fishery Resource Landing Tax
AS 43.80	Salmon Price Reports
AS 43.82	Alaska Stranded Gas Development Act
AS 43.90	Alaska Gasline Inducement Act
AS 43.98	Miscellaneous Provisions
26 U.S.C. 38	Internal Revenue Code
15 AAC 05	Administration of Revenue Laws
15 AAC 10	Enforcement
15 AAC 19	Multistate Tax Compact
15 AAC 20	Alaska Net Income Tax

- 15 AAC 21 Oil and Gas Corporate Income Tax
- 15 AAC 40 Motor Fuel Tax
- 15 AAC 50 Cigarette Tax
- 15 AAC 52 Transportation Taxes
- 15 AAC 55 Oil and Gas Properties Production Tax
- 15 AAC 56 Oil and Gas Exploration, Production and Pipeline Transportation Property Tax
- 15 AAC 60 Excise Tax on Alcoholic Beverages
- 15 AAC 61 Marijuana Tax
- 15 AAC 65 Mining License Tax
- 15 AAC 75 Fisheries Business Tax
- 15 AAC 76 Salmon Enhancement Tax
- 15 AAC 77 Fishery Resource Landing Tax
- 15 AAC 80 Salmon Prices
- 15 AAC 90 Alaska Gasline Inducement Act Provisions
- 15 AAC 98 Tire Fees
- 15 AAC 116 Common Property Fishery Assessment and Seafood Marketing Assessment
- 15 AAC 160 Authorized Games of Chance and Skill
- 15 AAC 165 Tax on Gaming or Gambling Activities Aboard Large Passenger Vessels

* Statutes provide for sharing taxes and fees

Contact Information
<p>Contact: Brian Fechter, Director, Administrative Services Phone: (907) 269-1034 E-mail: brian.fechter@alaska.gov</p>

Tax Division Personal Services Information				
Authorized Positions			Personal Services Costs	
	FY2021 Management Plan	FY2022 Governor		
Full-time	96	94	Annual Salaries	8,249,824
Part-time	0	0	COLA	78,300
Nonpermanent	1	1	Premium Pay	0
			Annual Benefits	4,577,036
			<i>Less 4.57% Vacancy Factor</i>	(590,060)
			Lump Sum Premium Pay	0
Totals	97	95	Total Personal Services	12,315,100

Position Classification Summary					
Job Class Title	Anchorage	Fairbanks	Juneau	Others	Total
Accountant III	0	0	1	0	1
Accountant IV	0	0	1	0	1
Accounting Technician III	0	0	3	0	3
Administrative Assistant I	1	0	0	0	1
Administrative Officer I	0	0	1	0	1
Admn OPS Mgr I	0	0	1	0	1
Analyst/Programmer II	2	0	0	0	2
Analyst/Programmer III	0	0	1	0	1
Analyst/Programmer IV	0	0	1	0	1
Analyst/Programmer V	0	0	3	0	3
Appraiser II	1	0	0	0	1
Audit Master	2	0	0	0	2
Chf Rev Eco Rch	0	0	1	0	1
College Intern IV	1	0	0	0	1
Commercial Analyst	1	0	0	0	1
Corp I/T Aud II	1	0	0	0	1
Corp I/T Aud IV	4	0	0	0	4
Corp I/T Audiii	4	0	1	0	5
Deputy Director, Tax Division	1	0	0	0	1
Director, Tax Division	1	0	0	0	1
Economist II	0	0	1	0	1
Economist III	2	0	0	0	2
I/E Tax Spec	1	0	0	0	1
Microfilm/Imaging Operator II	0	0	1	0	1
O&G Rev Aud III	6	0	0	0	6
Office Assistant II	0	0	1	0	1
Oil and Gas Revenue Auditor I	1	0	0	0	1
Oil and Gas Revenue Auditor II	3	0	0	0	3
Oil and Gas Revenue Auditor IV	3	0	0	0	3
Oil and Gas Revenue Specialist	1	0	0	0	1
Petroleum Econ Policy Analyst	1	0	0	0	1
Petroleum Economist II	1	0	1	0	2
Program Coordinator II	0	0	1	0	1
Project Assistant	1	0	0	0	1
Revenue Appeals Officer II	3	0	0	0	3
Revenue Appeals Supervisor	1	0	0	0	1

Position Classification Summary					
Job Class Title	Anchorage	Fairbanks	Juneau	Others	Total
Revenue Audit Supervisor I	0	0	1	0	1
Revenue Audit Supervisor II	3	0	0	0	3
St Petro Prop A	1	0	0	0	1
Tax Auditor III	6	0	0	0	6
Tax Auditor IV	4	0	0	0	4
Tax Technician II	0	0	1	0	1
Tax Technician III	9	0	5	0	14
Tax Technician IV	2	0	1	0	3
Totals	68	0	27	0	95

Component Detail All Funds
Department of Revenue

Component: Tax Division (2476)
RDU: Taxation and Treasury (510)

Non-Formula Component

	FY2020 Actuals	FY2021 Conference Committee	FY2021 Authorized	FY2021 Management Plan	FY2022 Governor	FY2021 Management Plan vs FY2022 Governor	
71000 Personal Services	11,943.0	12,959.8	12,959.8	12,454.4	12,315.1	-139.3	-1.1%
72000 Travel	18.3	48.1	48.1	48.1	48.1	0.0	0.0%
73000 Services	2,274.4	3,848.5	3,848.5	4,353.9	4,353.9	0.0	0.0%
74000 Commodities	85.9	89.0	89.0	89.0	89.0	0.0	0.0%
75000 Capital Outlay	0.0	0.0	0.0	0.0	0.0	0.0	0.0%
77000 Grants, Benefits	0.0	0.0	0.0	0.0	0.0	0.0	0.0%
78000 Miscellaneous	0.0	0.0	0.0	0.0	0.0	0.0	0.0%
Totals	14,321.6	16,945.4	16,945.4	16,945.4	16,806.1	-139.3	-0.8%
Fund Sources:							
1001 CBR Fund (UGF)	0.0	3,984.6	3,984.6	3,984.6	0.0	-3,984.6	-100.0%
1004 Gen Fund (UGF)	13,299.6	11,953.7	11,953.7	11,953.7	15,744.5	3,790.8	31.7%
1005 GF/Prgm (DGF)	805.8	809.3	809.3	809.3	862.0	52.7	6.5%
1007 I/A Rcpts (Other)	25.9	0.0	0.0	0.0	0.0	0.0	0.0%
1061 CIP Rcpts (Other)	92.4	99.1	99.1	99.1	100.0	0.9	0.9%
1105 PFund Rcpt (Other)	97.9	98.7	98.7	98.7	99.6	0.9	0.9%
Unrestricted General (UGF)	13,299.6	15,938.3	15,938.3	15,938.3	15,744.5	-193.8	-1.2%
Designated General (DGF)	805.8	809.3	809.3	809.3	862.0	52.7	6.5%
Other Funds	216.2	197.8	197.8	197.8	199.6	1.8	0.9%
Federal Funds	0.0	0.0	0.0	0.0	0.0	0.0	0.0%
Positions:							
Permanent Full Time	103	100	100	96	94	-2	-2.1%
Permanent Part Time	0	0	0	0	0	0	0.0%
Non Permanent	1	1	1	1	1	0	0.0%

Change Record Detail - Multiple Scenarios with Descriptions
Department of Revenue

Component: Tax Division (2476)
RDU: Taxation and Treasury (510)

Scenario/Change Record Title	Trans Type	Totals	Personal Services	Travel	Services	Commodities	Capital Outlay	Grants, Benefits	Miscellaneous	Positions		NP
										PFT	PPT	
***** Changes From FY2021 Conference Committee To FY2021 Authorized *****												
Conference Committee												
	ConfCom	16,945.4	12,959.8	48.1	3,848.5	89.0	0.0	0.0	0.0	100	0	1
1001 CBR Fund		3,984.6										
1004 Gen Fund		11,953.7										
1005 GF/Prgm		809.3										
1061 CIP Rcpts		99.1										
1105 PFund Rcpt		98.7										
Subtotal		16,945.4	12,959.8	48.1	3,848.5	89.0	0.0	0.0	0.0	100	0	1
***** Changes From FY2021 Authorized To FY2021 Management Plan *****												
Transfer Investigators to the Criminal Investigations Unit for Centralized Investigations												
	Trout	0.0	0.0	0.0	0.0	0.0	0.0	0.0	0.0	-4	0	0
Criminal investigation staff within the Tax and Permanent Fund Dividend divisions are centralized within the Criminal Investigative Unit (CIU) component. The CIU investigates fraud and other criminal activity relating to the programs within these divisions. Centralization of staff allows for the sharing of resources and the ability to assign staff where needed across programs.												
The following positions are transferred to the Criminal Investigations Unit:												
Full-Time Investigator III (04-3249), range 18, located in Anchorage												
Full-Time Investigator III (04-3256), range 18, located in Anchorage												
Full-Time Investigator III (04-6095), range 18, located in Juneau												
Full-Time Investigator IV (08-2077), range 20, located in Anchorage												
Align Authority for Criminal Investigations Unit Reimbursable Services Agreement												
	LIT	0.0	-505.4	0.0	505.4	0.0	0.0	0.0	0.0	0	0	0
Transfer authority from personal services to services for the Criminal Investigations Unit (CIU) reimbursable services agreement. Four Investigator positions are transferred from the Tax Division to the CIU in FY2021. This transfer aligns the authority to accommodate a change in cost from direct personal services to a contract.												
Subtotal		16,945.4	12,454.4	48.1	4,353.9	89.0	0.0	0.0	0.0	96	0	1
***** Changes From FY2021 Management Plan To FY2022 Governor *****												
Shared Taxes Cost Recovery												
	FndChg	0.0	0.0	0.0	0.0	0.0	0.0	0.0	0.0	0	0	0
1004 Gen Fund		-48.7										
1005 GF/Prgm		48.7										

Change Record Detail - Multiple Scenarios with Descriptions
Department of Revenue

Component: Tax Division (2476)
RDU: Taxation and Treasury (510)

Scenario/Change Record Title	Trans Type	Totals	Personal Services	Travel	Services	Commodities	Capital Outlay	Grants, Benefits	Miscellaneous	Positions		NP
										PFT	PPT	
<p>The Tax Division collects various taxes on behalf of municipalities and shares the tax back to municipalities. Statutes allow deductions from the telephone and electric shared tax calculations to account for the Division's cost to collect the taxes. The Tax Division allocates based upon dollar value collected for an equitable distribution amongst the taxes shared with communities.</p> <p>Telephone Cooperative: FY2019 Collections \$2,545.9; 1.08% Cost Recovery \$27.4 Electric Cooperative: FY2019 Collections \$1,972.2; 1.08% Cost Recovery \$21.3</p>												
Delete Vacant Imaging Operator (04-3084) No Longer Needed for Paper Tax Filings												
	Dec	-75.1	-75.1	0.0	0.0	0.0	0.0	0.0	0.0	-1	0	0
1004 Gen Fund		-75.1										
Delete full-time Microfilm/Imaging Operator I (04-3084), range 10, located in Juneau. This position is no longer needed as the need for imaging work has declined with a significant increase in electronic tax filing.												
Delete Revenue Appeals Officer I (04-3282) Due to Fewer Appeal Cases												
	Dec	-142.6	-142.6	0.0	0.0	0.0	0.0	0.0	0.0	-1	0	0
1004 Gen Fund		-142.6										
Delete full-time Revenue Appeals Officer I (04-3282), range 23, located in Anchorage. This position is in the Appeals group and is responsible for conducting and issuing decisions related to penalties and the less complex taxes at the informal conference process. This position is no longer needed due to a reduction in the number of filings needing to be completed by an Appeals Officer I.												
Fund Source Adjustment of CBRF to UGF												
	FndChg	0.0	0.0	0.0	0.0	0.0	0.0	0.0	0.0	0	0	0
1001 CBR Fund		-3,984.6										
1004 Gen Fund		3,984.6										
Replace Constitutional Budget Reserve Fund (CBRF) used as a one-time funding mechanism in FY2021.												
FY2022 Salary Adjustments												
	SalAdj	78.4	78.4	0.0	0.0	0.0	0.0	0.0	0.0	0	0	0
1004 Gen Fund		72.6										
1005 GF/Prgm		4.0										
1061 CIP Rcpts		0.9										
1105 PFund Rcpt		0.9										
FY2022 1% COLA for ASEA/General Government (GG/GP/GY/GZ): \$78.4												
Totals		16,806.1	12,315.1	48.1	4,353.9	89.0	0.0	0.0	0.0	94	0	1

Line Item Detail (1676)
Department of Revenue
Travel

Component: Tax Division (2476)

Line Number	Line Name		FY2020 Actuals	FY2021 Management Plan	FY2022 Governor
2000	Travel		18.3	48.1	48.1
Object Class	Servicing Agency	Explanation	FY2020 Actuals	FY2021 Management Plan	FY2022 Governor
2000 Travel Detail Totals			18.3	48.1	48.1
2000	In-State Employee Travel	Airfare, lodging, surface transportation, reimbursable travel costs, meals and incidentals	12.5	36.1	36.1
2002	Out of State Employee Travel	Airfare, lodging, surface transportation, reimbursable travel costs, meals and incidentals	5.8	12.0	12.0

Line Item Detail (1676)
Department of Revenue
Services

Component: Tax Division (2476)

Line Number	Line Name		FY2020 Actuals	FY2021 Management Plan	FY2022 Governor
3000	Services		2,274.4	4,353.9	4,353.9
Object Class	Servicing Agency	Explanation	FY2020 Actuals	FY2021 Management Plan	FY2022 Governor
3000 Services Detail Totals			2,274.4	4,353.9	4,353.9
3000	Education Services	Training, educational conferences, agency memberships, tuition, books and fees for work-related courses	146.6	150.0	150.0
3002	Legal and Judicial Services	Transcription services	0.0	2.0	2.0
3003	Information Technology	IT training, consulting, software licensing, software maintenance, and IT equipment leases	194.5	1,710.0	1,710.0
3004	Telecommunications	Local, long distance, cellular, television, data/network telecommunications equipment charges	2.2	2.5	2.5
3005	Health Services	Ergonomic assessments	0.0	1.0	1.0
3006	Delivery Services	Freight, courier services, and postage	8.9	6.0	8.0
3007	Advertising and Promotions	Legal notices for regulations and public hearings	4.3	5.0	5.0
3008	Utilities	Records and confidential material disposal	3.4	4.0	4.0
3009	Structure/Infrastructure/Land	Infrastructure maintenance and repairs, rentals, and leases	16.3	16.0	16.0
3010	Equipment/Machinery	Office furniture and equipment repairs, maintenance, rentals and leases	8.0	9.0	9.0
3011	Other Services	Professional management and consulting services; printing and copying services	60.4	83.0	83.0

Line Item Detail (1676)
Department of Revenue
Services

Component: Tax Division (2476)

Object Class		Servicing Agency	Explanation	FY2020 Actuals	FY2021 Management Plan	FY2022 Governor
3000 Services Detail Totals				2,274.4	4,353.9	4,353.9
3017	Inter-Agency Information Technology Non-Telecommunications	Admin - Department-wide	Office of Information Technology (OIT) core services	322.7	329.6	329.6
3017	Inter-Agency Information Technology Non-Telecommunications	Admin - Department-wide	OIT Licenses (SQL Rates)	95.9	56.7	95.3
3017	Inter-Agency Information Technology Non-Telecommunications	Admin - Department-wide	OIT Server Hosting & Storage	100.9	104.7	101.0
3018	Inter-Agency Information Technology Telecommunications	Admin - Department-wide	Office of Information Technology (OIT) telecommunications services	54.3	53.0	54.0
3021	Inter-Agency Mail	Admin - Department-wide	Central mailroom services including pickup and delivery of mail, postage, and mailing of state warrants	28.4	30.0	29.0
3022	Inter-Agency Human Resources	Admin - Department-wide	Human resource and payroll services provided by the Division of Personnel	72.6	54.9	54.9
3023	Inter-Agency Building Leases	Admin - Department-wide	Cost of space in state-owned facilities and private leases	413.0	494.4	425.0
3024	Inter-Agency Legal	Law - Department-wide	OSPA Fraud Legal Services	112.5	100.0	100.0
3024	Inter-Agency Legal	Law - Department-wide	Tax Legal Services - Gaming & Tobacco	8.7	30.0	30.0
3024	Inter-Agency Legal	Law - Department-wide	Oil & Gas Production Matters	0.0	20.0	20.0
3026	Inter-Agency Insurance	Admin - Department-wide	Risk Management	1.9	2.8	2.8
3027	Inter-Agency Financial	Admin - Department-wide	Division of Finance chargeback for IRIS FIN, HRM, and ALDER	10.2	9.6	9.6
3028	Inter-Agency Americans with Disabilities Act Compliance	Admin - Department-wide	ADA compliance	0.8	0.8	0.8
3029	Inter-Agency Education/Training	Admin - Department-wide	Training provided by state agencies – Shared Services of Alaska and Division of Finance training for procurement and ALDER reporting	0.0	0.5	0.5
3030	Inter-Agency Hearing/Mediation	Admin - Department-wide	Hearing services provided by the Office of Administrative Hearings	24.2	85.0	85.0

Line Item Detail (1676)
Department of Revenue
Services

Component: Tax Division (2476)

Object Class		Servicing Agency	Explanation	FY2020 Actuals	FY2021 Management Plan	FY2022 Governor
			3000 Services Detail Totals	2,274.4	4,353.9	4,353.9
			(OAH)			
3038	Inter-Agency Management/Consulting	Labor - Department-wide	Secure Access Management	1.0	0.0	0.0
3038	Inter-Agency Management/Consulting	PubSaf - Department-wide	Fingerprinting and background check services	0.0	0.5	0.5
3038	Inter-Agency Management/Consulting	Rev - Administrative Services (125)	Support services provided by the Administrative Services Division, including IT, fiscal, budget, contract management, procurement, and legislative support	263.6	147.5	249.7
3038	Inter-Agency Management/Consulting	Rev - Commissioner's Office (123)	Support services provided by the Commissioner's Office	108.4	130.0	110.0
3038	Inter-Agency Management/Consulting	Rev - Criminal Investigations Unit (2993)	Investigative services provided by the Criminal Investigations Unit	210.7	715.4	665.7

Line Item Detail (1676)
Department of Revenue
Commodities

Component: Tax Division (2476)

Line Number	Line Name		FY2020 Actuals	FY2021 Management Plan	FY2022 Governor
4000	Commodities		85.9	89.0	89.0
Object Class	Servicing Agency	Explanation	FY2020 Actuals	FY2021 Management Plan	FY2022 Governor
4000 Commodities Detail Totals			85.9	89.0	89.0
4000	Business	Business supplies including book and educational equipment and furniture; office supplies; desktop computers, printers and IT equipment less than \$5,000 per item; and subscriptions including electronic access to information	85.5	88.5	88.5
4002	Household/Institutional	Institutional supplies	0.4	0.5	0.5

Revenue Detail (1681)
Department of Revenue

Component: Tax Division (2476)

Revenue Type (OMB Fund Code) Revenue Source	Component	Comment	FY2020 Actuals	FY2021 Management Plan	FY2022 Governor
5005 GF/Prgm (1005 GF/Prgm)			2,537.8	809.3	862.0
5124 Program Receipts - Other Taxes		A portion of receipts from charitable gaming are appropriated to support regulation of this program by the Tax Division. These receipts fall into three categories: -AS 05.15.184 allows a 3% tax on net receipts of pull tabs; -AS 05.15.020 allows a 1% tax on net proceeds received during the preceding year for certain permit holders; and -Various licensing fees authorized in Sec. 05	2,537.8	809.3	862.0
5007 I/A Rcpts (1007 I/A Rcpts)			25.9	0.0	0.0
5301 Inter-Agency Receipts	Commerce - Department-wide	Revenue depository cash processing RSA	6.6	0.0	0.0
5301 Inter-Agency Receipts	FishGm - Department-wide	TRMS Support RSA	6.6	0.0	0.0
5301 Inter-Agency Receipts	Law - Department-wide	TRMS Support RSA	12.7	0.0	0.0
5061 CIP Rcpts (1061 CIP Rcpts)			92.4	99.1	100.0
5351 Capital Improvement Project Inter-Agency	Trans - Department-wide	Motor Fuel Tax Compliance RSA	92.4	99.1	100.0
5105 PFund Rcpt (1105 PFund Rcpt)			97.9	98.7	99.6
5414 Alaska Permanent Fund Corporation Receipts		Permanent Fund Earnings replaced a portion of GF funding in the FY2000 budget. This funding source supports the oil and gas production tax audit function in the Tax Division.	97.9	98.7	99.6

Inter-Agency Services (1682)
Department of Revenue

Component: Tax Division (2476)

				FY2020 Actuals	FY2021 Management Plan	FY2022 Governor
Component Totals				1,829.8	2,365.4	2,363.4
With Department of Administration				1,124.9	1,222.0	1,187.5
With Department of Law				121.2	150.0	150.0
With Department of Labor and Workforce Development				1.0	0.0	0.0
With Department of Public Safety				0.0	0.5	0.5
With Department of Revenue				582.7	992.9	1,025.4
Object Class	Servicing Agency	Explanation		FY2020 Actuals	FY2021 Management Plan	FY2022 Governor
3017	Inter-Agency Information Technology Non-Telecommunications	Admin - Department-wide Office of Information Technology (OIT) core services		322.7	329.6	329.6
3017	Inter-Agency Information Technology Non-Telecommunications	Admin - Department-wide OIT Licenses (SQL Rates)		95.9	56.7	95.3
3017	Inter-Agency Information Technology Non-Telecommunications	Admin - Department-wide OIT Server Hosting & Storage		100.9	104.7	101.0
3018	Inter-Agency Information Technology Telecommunications	Admin - Department-wide Office of Information Technology (OIT) telecommunications services		54.3	53.0	54.0
3021	Inter-Agency Mail	Admin - Department-wide Central mailroom services including pickup and delivery of mail, postage, and mailing of state warrants		28.4	30.0	29.0
3022	Inter-Agency Human Resources	Admin - Department-wide Human resource and payroll services provided by the Division of Personnel		72.6	54.9	54.9
3023	Inter-Agency Building Leases	Admin - Department-wide Cost of space in state-owned facilities and private leases		413.0	494.4	425.0
3024	Inter-Agency Legal	Law - Department-wide OSPA Fraud Legal Services		112.5	100.0	100.0
3024	Inter-Agency Legal	Law - Department-wide Tax Legal Services - Gaming & Tobacco		8.7	30.0	30.0
3024	Inter-Agency Legal	Law - Department-wide Oil & Gas Production Matters		0.0	20.0	20.0
3026	Inter-Agency Insurance	Admin - Department-wide Risk Management		1.9	2.8	2.8
3027	Inter-Agency Financial	Admin - Department-wide Division of Finance chargeback for IRIS FIN, HRM, and ALDER		10.2	9.6	9.6

Inter-Agency Services (1682)
Department of Revenue

Component: Tax Division (2476)

Object Class	Servicing Agency	Explanation	FY2020 Actuals	FY2021 Management Plan	FY2022 Governor
3028 Inter-Agency Americans with Disabilities Act Compliance	Admin - Department-wide	ADA compliance	0.8	0.8	0.8
3029 Inter-Agency Education/Training	Admin - Department-wide	Training provided by state agencies – Shared Services of Alaska and Division of Finance training for procurement and ALDER reporting	0.0	0.5	0.5
3030 Inter-Agency Hearing/Mediation	Admin - Department-wide	Hearing services provided by the Office of Administrative Hearings (OAH)	24.2	85.0	85.0
3038 Inter-Agency Management/Consulting	Labor - Department-wide	Secure Access Management	1.0	0.0	0.0
3038 Inter-Agency Management/Consulting	PubSaf - Department-wide	Fingerprinting and background check services	0.0	0.5	0.5
3038 Inter-Agency Management/Consulting	Rev - Administrative Services (125)	Support services provided by the Administrative Services Division, including IT, fiscal, budget, contract management, procurement, and legislative support	263.6	147.5	249.7
3038 Inter-Agency Management/Consulting	Rev - Commissioner's Office (123)	Support services provided by the Commissioner's Office	108.4	130.0	110.0
3038 Inter-Agency Management/Consulting	Rev - Criminal Investigations Unit (2993)	Investigative services provided by the Criminal Investigations Unit	210.7	715.4	665.7

Personal Services Expenditure Detail
Department of Revenue

Scenario: FY2022 Governor (17280)
Component: Tax Division (2476)
RDU: Taxation and Treasury (510)

PCN	Job Class Title	Time Status	Retire Code	Barg Unit	Location	Salary Sched	Range / Step	Comp Months	Split / Count	Annual Salaries	COLA	Premium Pay	Annual Benefits	Total Costs	UGF Amount
04-0017	Economist III	FT	A	GP	Anchorage	200	20A	12.0		68,270	916	0	42,159	111,345	111,345
04-0021	Chf Rev Eco Rch	FT	A	SS	Juneau	205	26L	12.0		145,413	0	0	68,445	213,858	213,858
04-1035	Analyst/Programmer V	FT	A	GP	Juneau	205	22L	12.0		111,560	1,497	0	56,977	170,034	170,034
04-1145	Accounting Technician III	FT	A	GP	Juneau	205	16A / B	12.0		55,955	751	0	37,944	94,650	88,170
04-2004	Tax Technician III	FT	A	GP	Juneau	205	14E / F	12.0		54,451	731	0	37,429	92,611	0
04-2006	Tax Auditor IV	FT	A	GP	Anchorage	200	22K	12.0		102,902	1,381	0	54,014	158,297	60,153
04-2095	Tax Technician III	FT	A	GP	Juneau	205	14B / C	12.0		49,920	670	0	35,878	86,468	86,468
04-2097	Accounting Technician III	FT	A	GP	Juneau	205	16D	12.0		60,411	811	0	39,469	100,691	0
04-3001	Deputy Director, Tax Division	FT	A	XE	Anchorage	N00	27J	12.0		126,984	0	0	62,153	189,137	189,137
04-3007	Administrative Officer I	FT	A	SS	Juneau	205	17E / F	12.0		72,977	0	0	43,810	116,787	116,787
04-3021	Accountant IV	FT	A	SS	Juneau	205	20A / B	12.0		78,243	0	0	45,613	123,856	0
04-3026	Tax Technician III	FT	A	GP	Juneau	205	14J	12.0		60,645	814	0	39,549	101,008	101,008
04-3027	Revenue Audit Supervisor II	FT	A	SS	Anchorage	200	25P	12.0		151,902	0	0	70,268	222,170	222,170
04-3028	Program Coordinator II	FT	A	SS	Juneau	99	20N	12.0		107,509	0	0	55,631	163,140	163,140
04-3031	Tax Auditor IV	FT	A	GP	Anchorage	200	22B / C	12.0		82,768	1,111	0	47,122	131,001	131,001
04-3036	Tax Technician IV	FT	A	SS	Juneau	205	16E / F	12.0		69,212	0	0	42,522	111,734	111,734
04-3040	Office Assistant II	FT	A	GP	Juneau	205	10G / J	12.0		44,652	599	0	34,075	79,326	79,326
04-3041	Tax Technician II	FT	A	GP	Juneau	205	12A / B	12.0		42,920	576	0	33,482	76,978	76,978
04-3045	Tax Technician III	FT	A	GP	Juneau	205	14D / E	12.0		52,632	706	0	36,806	90,144	90,144
04-3047	Director, Tax Division	FT	A	XE	Anchorage	N00	27P	12.0		153,855	0	0	70,673	224,528	224,528
04-3048	Corp I/T Audiii	FT	A	GP	Anchorage	200	22G / J	12.0		98,007	1,316	0	52,338	151,661	151,661
04-3049	O&G Rev Aud III	FT	A	GP	Anchorage	200	22A / B	12.0		80,392	1,079	0	46,309	127,780	127,780
04-3052	Revenue Appeals Supervisor	FT	A	SS	Anchorage	99	26O	12.0		154,670	0	0	71,046	225,716	225,716
04-3068	I/E Tax Spec	FT	A	GP	Anchorage	200	25N	12.0		140,010	1,879	0	66,716	208,605	208,605
04-3077	Tax Auditor III	FT	A	GP	Anchorage	200	20G / J	12.0		84,425	1,133	0	47,689	133,247	133,247
04-3078	Tax Technician III	FT	A	GP	Anchorage	200	14L / M	12.0		63,486	852	0	40,522	104,860	104,860
04-3080	Tax Technician III	FT	A	GP	Anchorage	200	14A / B	12.0		46,368	622	0	34,662	81,652	81,652
04-3084	Microfilm/Imaging Operator I	FT	A	GP	Juneau	205	10F / G	12.0		0	0	0	0	0	0
04-3088	Corp I/T Aud IV	FT	A	GP	Anchorage	200	24A / B	12.0		91,527	1,229	0	50,120	142,876	142,876
04-3091	Tax Technician III	FT	A	GP	Anchorage	200	14A / B	12.0		45,212	607	0	34,266	80,085	80,085
04-3097	Microfilm/Imaging Operator II	FT	A	GP	Juneau	205	12M	12.0		58,052	779	0	38,662	97,493	97,493
04-3098	Accountant III	FT	A	GP	Juneau	205	18C / D	12.0		68,039	913	0	42,080	111,032	0
04-3201	Analyst/Programmer II	FT	A	GP	Anchorage	200	16A	12.0		51,773	695	0	36,512	88,980	88,980
04-3224	Admn OPS Mgr I	FT	A	SS	Juneau	99	22A / B	12.0		95,474	0	0	51,511	146,985	146,985
04-3228	Tax Auditor IV	FT	A	GP	Anchorage	200	22J	12.0		99,665	1,338	0	52,906	153,909	153,909
04-3230	Appraiser II	FT	A	GP	Anchorage	200	18A / B	12.0		60,959	818	0	39,657	101,434	101,434

Note: If a position is split, an asterisk (*) will appear in the Split/Count column. If the split position is also counted in the component, two asterisks (**) will appear in this column. [No valid job title] appearing in the Job Class Title indicates that the PCN has an invalid class code or invalid range for the class code effective date of this scenario.

Personal Services Expenditure Detail
Department of Revenue

Scenario: FY2022 Governor (17280)
Component: Tax Division (2476)
RDU: Taxation and Treasury (510)

PCN	Job Class Title	Time Status	Retire Code	Barg Unit	Location	Salary Sched	Range / Step	Comp Months	Split / Count	Annual Salaries	COLA	Premium Pay	Annual Benefits	Total Costs	UGF Amount
04-3233	Tax Technician IV	FT	A	SS	Anchorage	200	16C / D	12.0		60,861	0	0	39,663	100,524	100,524
04-3239	Tax Auditor III	FT	A	GP	Anchorage	200	20D / E	12.0		77,053	1,034	0	45,166	123,253	123,253
04-3240	Corp I/T Aud IV	FT	A	GP	Anchorage	200	24L	12.0		122,148	1,640	0	60,602	184,390	184,390
04-3244	Analyst/Programmer IV	FT	A	GP	Juneau	205	20A / B	12.0		73,352	985	0	43,899	118,236	118,236
04-3245	Tax Auditor III	FT	A	GP	Anchorage	200	20B / C	12.0		71,552	960	0	43,283	115,795	115,795
04-3246	Tax Technician III	FT	A	GP	Anchorage	200	14K / L	12.0		60,435	811	0	39,477	100,723	100,723
04-3248	Tax Technician III	FT	A	GP	Anchorage	200	14F / G	12.0		54,643	733	0	37,495	92,871	92,871
04-3250	Tax Technician III	FT	A	GP	Anchorage	200	14D / E	12.0		51,399	690	0	36,384	88,473	88,473
04-3251	Tax Technician III	FT	A	GP	Anchorage	200	14B / C	12.0		47,795	642	0	35,151	83,588	83,588
04-3252	Corp I/T Aud IV	FT	A	GP	Anchorage	200	24D / E	12.0		101,650	1,364	0	53,585	156,599	156,599
04-3254	Revenue Audit Supervisor II	FT	A	SS	Anchorage	200	25J / K	12.0		125,722	0	0	61,865	187,587	187,587
04-3259	Corp I/T Aud IV	FT	A	GP	Anchorage	200	24K / L	12.0		118,947	1,597	0	59,506	180,050	180,050
04-3261	Corp I/T Aud III	FT	A	GP	Anchorage	200	22J / K	12.0		100,204	1,345	0	53,090	154,639	154,639
04-3262	Oil and Gas Revenue Auditor IV	FT	A	GP	Anchorage	200	24J	12.0		114,582	1,538	0	58,012	174,132	174,132
04-3263	O&G Rev Aud III	FT	A	GP	Anchorage	200	22D / E	12.0		87,393	1,173	0	48,705	137,271	137,271
04-3264	Tax Technician III	FT	A	GP	Anchorage	200	14G	12.0		55,439	744	0	37,767	93,950	93,950
04-3265	Revenue Appeals Officer II	FT	A	GP	Anchorage	200	25K / L	12.0		127,888	1,717	0	62,566	192,171	192,171
04-3266	Tax Auditor IV	FT	A	GP	Anchorage	200	22J	12.0		99,665	1,338	0	52,906	153,909	153,909
04-3267	Accounting Technician III	FT	A	GP	Juneau	205	16G / J	12.0		69,869	938	0	42,706	113,513	0
04-3268	Petroleum Economist II	FT	A	GP	Anchorage	200	22A / B	12.0		80,511	1,081	0	46,349	127,941	127,941
04-3269	Administrative Assistant I	FT	A	GP	Anchorage	200	12B	12.0		40,872	549	0	32,781	74,202	74,202
04-3271	Oil and Gas Revenue Auditor I	FT	A	GP	Anchorage	200	18D / E	12.0		66,814	897	0	41,661	109,372	109,372
04-3272	Oil and Gas Revenue Auditor II	FT	A	GP	Anchorage	200	20B / C	12.0		71,459	959	0	43,251	115,669	115,669
04-3273	Oil and Gas Revenue Auditor II	FT	A	GP	Anchorage	200	20E / F	12.0		80,748	1,084	0	46,430	128,262	128,262
04-3274	O&G Rev Aud III	FT	A	GP	Anchorage	200	22C / D	12.0		84,416	1,133	0	47,686	133,235	133,235
04-3275	Oil and Gas Revenue Auditor IV	FT	A	GP	Anchorage	200	24G	12.0		110,019	1,477	0	56,450	167,946	167,946
04-3276	Oil and Gas Revenue Auditor IV	FT	A	GP	Anchorage	200	24C / D	12.0		96,135	1,290	0	51,697	149,122	149,122
04-3277	Oil and Gas Revenue Auditor II	FT	A	GP	Anchorage	200	20J / K	12.0		88,679	1,190	0	49,145	139,014	139,014
04-3278	Tax Auditor III	FT	A	GP	Anchorage	200	20A / B	12.0		69,960	939	0	42,738	113,637	113,637
04-3279	Tax Auditor III	FT	A	GP	Anchorage	200	20L	12.0		92,664	1,244	0	50,509	144,417	144,417
04-3281	Tax Auditor III	FT	A	GP	Anchorage	200	20F / G	12.0		80,972	1,087	0	46,507	128,566	128,566
04-3282	Revenue Appeals Officer I	FT	A	GP	Anchorage	200	23D / E	12.0		0	0	0	0	0	0

Note: If a position is split, an asterisk (*) will appear in the Split/Count column. If the split position is also counted in the component, two asterisks (**) will appear in this column. [No valid job title] appearing in the Job Class Title indicates that the PCN has an invalid class code or invalid range for the class code effective date of this scenario.

Personal Services Expenditure Detail
Department of Revenue

Scenario: FY2022 Governor (17280)
Component: Tax Division (2476)
RDU: Taxation and Treasury (510)

PCN	Job Class Title	Time Status	Retire Code	Barg Unit	Location	Salary Sched	Range / Step	Comp Months	Split / Count	Annual Salaries	COLA	Premium Pay	Annual Benefits	Total Costs	UGF Amount
04-3283	Analyst/Programmer V	FT	A	GP	Juneau	205	22L / M	12.0		112,013	1,504	0	57,132	170,649	170,649
04-3284	Tax Technician IV	FT	A	SS	Anchorage	200	16K	12.0		70,470	0	0	42,952	113,422	113,422
04-3286	Analyst/Programmer V	FT	A	SS	Juneau	99	22L	12.0		122,242	0	0	60,674	182,916	182,916
04-3287	Tax Technician III	FT	A	GP	Juneau	205	14A / B	12.0		48,560	652	0	35,412	84,624	84,624
04-3290	Corp I/T Audiii	FT	A	GP	Juneau	205	22F / G	12.0		98,875	1,327	0	52,635	152,837	152,837
04-3295	O&G Rev Aud III	FT	A	GP	Anchorage	200	22A / B	12.0		79,680	1,070	0	46,065	126,815	126,815
04-3296	Analyst/Programmer III	FT	A	GP	Juneau	205	18C / D	12.0		68,422	918	0	42,211	111,551	111,551
04-3297	Economist II	FT	A	GP	Juneau	205	18A / B	12.0		64,467	865	0	40,857	106,189	106,189
04-5050	Corp I/T Aud II	FT	A	GP	Anchorage	200	20C / D	12.0		74,263	997	0	44,211	119,471	119,471
04-5051	Corp I/T Audiii	FT	A	GP	Anchorage	200	22C / D	12.0		84,796	1,138	0	47,816	133,750	133,750
04-6074	Corp I/T Audiii	FT	A	GP	Anchorage	200	22A / B	12.0		79,680	1,070	0	46,065	126,815	126,815
04-8009	Petroleum Econ Policy Analyst	FT	A	GP	Anchorage	200	24D / E	12.0		99,554	1,336	0	52,868	153,758	153,758
04-8012	Project Assistant	FT	A	GP	Anchorage	200	16M	12.0		73,223	983	0	43,855	118,061	118,061
04-8017	Oil and Gas Revenue Specialist	FT	A	GP	Anchorage	200	25A / B	12.0		97,780	1,313	0	52,260	151,353	151,353
04-8022	Analyst/Programmer II	FT	A	GP	Anchorage	200	16A / B	12.0		52,416	704	0	36,732	89,852	89,852
04-8023	Revenue Audit Supervisor II	FT	A	SS	Anchorage	99	25L	12.0		138,486	0	0	66,234	204,720	204,720
04-8024	Revenue Appeals Officer II	FT	A	GP	Anchorage	200	25L	12.0		131,333	1,763	0	63,746	196,842	196,842
04-8028	O&G Rev Aud III	FT	A	GP	Anchorage	200	22J	12.0		99,665	1,338	0	52,906	153,909	153,909
04-8029	St Petro Prop A	FT	A	SS	Anchorage	99	26M	12.0		143,696	0	0	67,962	211,658	211,658
04-8030	Tax Technician III	FT	A	GP	Anchorage	200	14C / D	12.0		48,558	652	0	35,412	84,622	84,622
04-8038	Petroleum Economist II	FT	A	GP	Juneau	205	22B / C	12.0		85,571	1,149	0	48,081	134,801	134,801
04-8043	Economist III	FT	A	GP	Anchorage	200	20A / B	12.0		70,424	945	0	42,896	114,265	114,265
04-8044	O&G Rev Aud III	FT	A	GP	Anchorage	200	22F / G	12.0		93,912	1,261	0	50,936	146,109	146,109
04-8045	Revenue Appeals Officer II	FT	A	GP	Anchorage	200	25A / B	12.0		97,780	1,313	0	52,260	151,353	151,353
04-IN1701	College Intern IV	NP	N	EE	Anchorage	N00	12A / A	12.0		37,026	0	0	3,673	40,699	40,699
04-X015	Audit Master	FT	A	XE	Anchorage	99	27	12.0		168,005	0	0	74,649	242,654	242,654
04-X017	Audit Master	FT	A	XE	Anchorage	99	27	12.0		148,577	0	0	69,190	217,767	217,767
04-X040	Commercial Analyst	FT	A	XE	Anchorage	N00	26A	12.0		99,665	0	0	52,802	152,467	152,467
08-2075	Revenue Audit Supervisor I	FT	A	SS	Juneau	99	24P	12.0		145,599	0	0	68,497	214,096	0

Note: If a position is split, an asterisk (*) will appear in the Split/Count column. If the split position is also counted in the component, two asterisks (**) will appear in this column. [No valid job title] appearing in the Job Class Title indicates that the PCN has an invalid class code or invalid range for the class code effective date of this scenario.

Personal Services Expenditure Detail
Department of Revenue

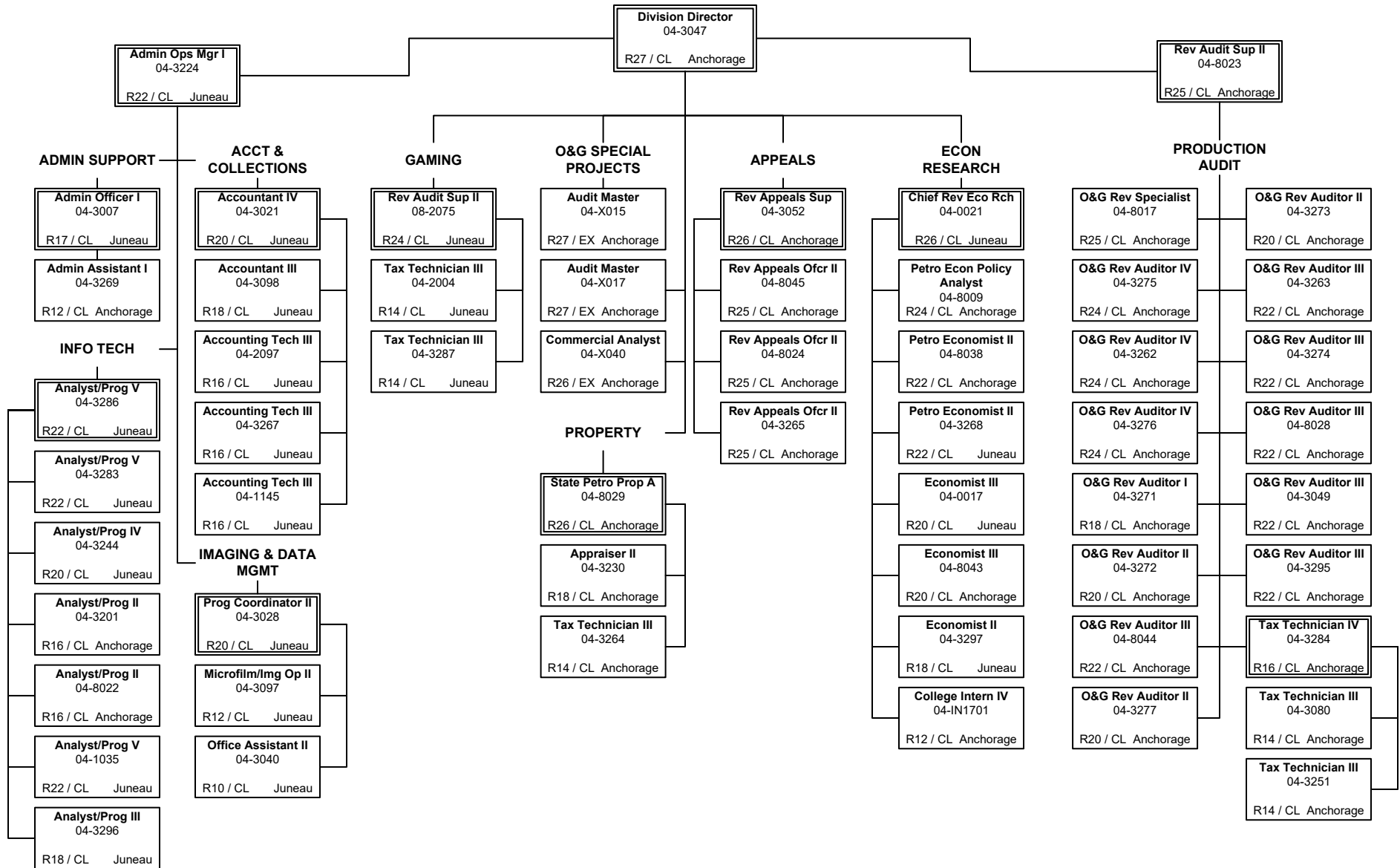
Scenario: FY2022 Governor (17280)
Component: Tax Division (2476)
RDU: Taxation and Treasury (510)

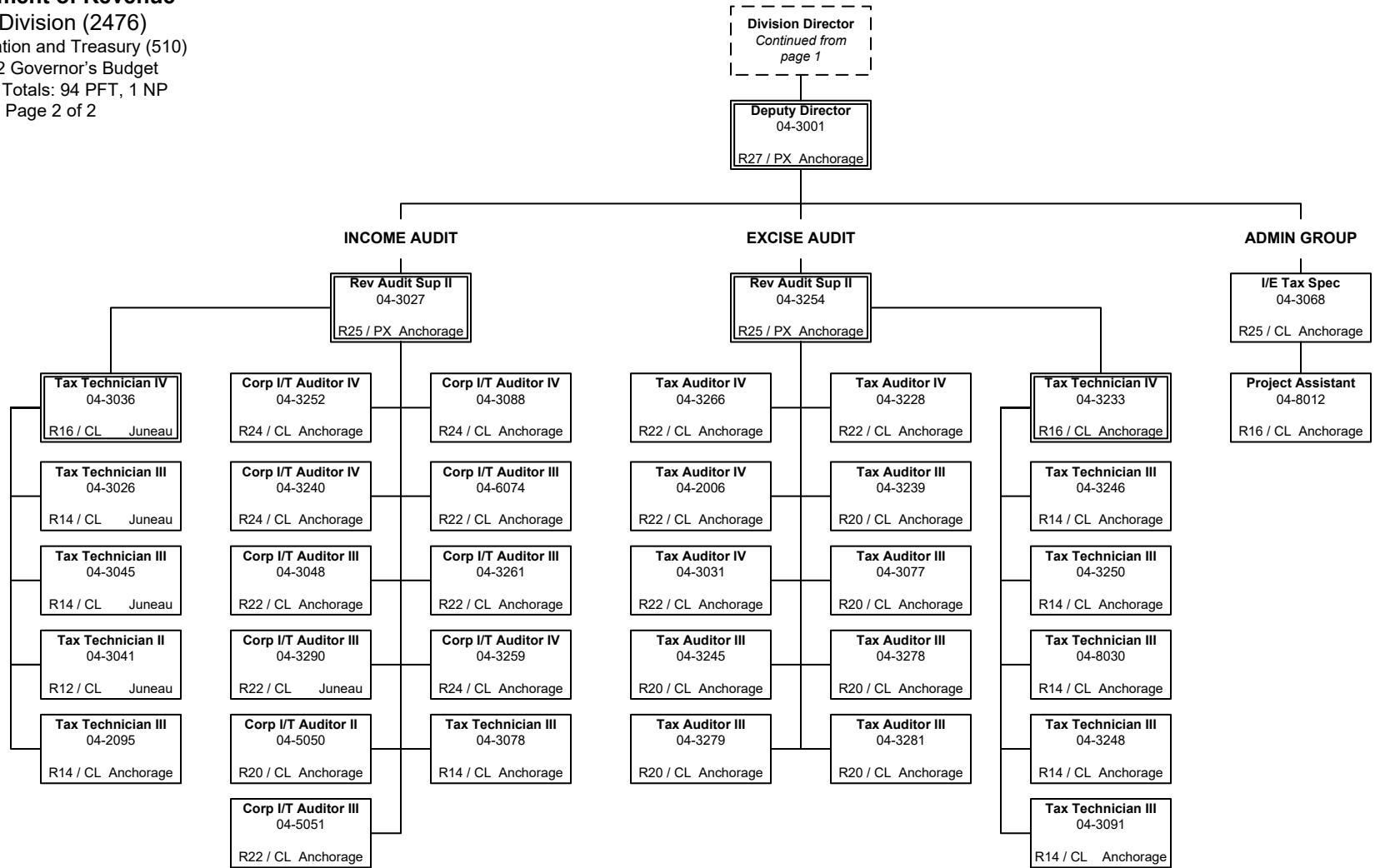
PCN	Job Class Title	Time Status	Retire Code	Barg Unit	Location	Salary Sched	Range / Step	Comp Months	Split / Count	Annual Salaries	COLA	Premium Pay	Annual Benefits	Total Costs	UGF Amount
		Total Positions	New	Deleted										Total Salary Costs:	8,249,824
														Total COLA:	78,300
	Full Time Positions:	94	0	2										Total Premium Pay:	0
	Part Time Positions:	0	0	0										Total Benefits:	4,577,036
	Non Permanent Positions:	1	0	0											
	Positions in Component:	95	0	2											
	Total Component Months:	1,140.0													
														Total Pre-Vacancy:	12,905,160
														Minus Vacancy Adjustment of 4.57%:	(590,060)
														Total Post-Vacancy:	12,315,100
														Plus Lump Sum Premium Pay:	0
														Personal Services Line 100:	12,315,100

PCN Funding Sources:	Pre-Vacancy	Post-Vacancy	Percent
1004 General Fund Receipts	12,044,737	11,494,018	93.33%
1005 General Fund/Program Receipts	762,279	727,425	5.91%
1061 Capital Improvement Project Receipts	98,144	93,657	0.76%
Total PCN Funding:	12,905,160	12,315,100	100.00%

Note: If a position is split, an asterisk (*) will appear in the Split/Count column. If the split position is also counted in the component, two asterisks (**) will appear in this column. [No valid job title] appearing in the Job Class Title indicates that the PCN has an invalid class code or invalid range for the class code effective date of this scenario.

Department of Revenue
Tax Division (2476)
 RDU: Taxation and Treasury (510)
 FY2022 Governor's Budget
 Position Totals: 94 PFT, 1 NP
 Page 1 of 2





State of Alaska FY2022 Governor's Operating Budget

Department of Revenue Treasury Division Component Budget Summary

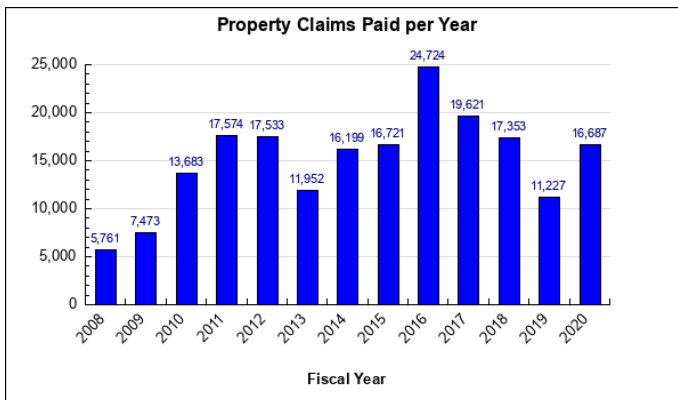
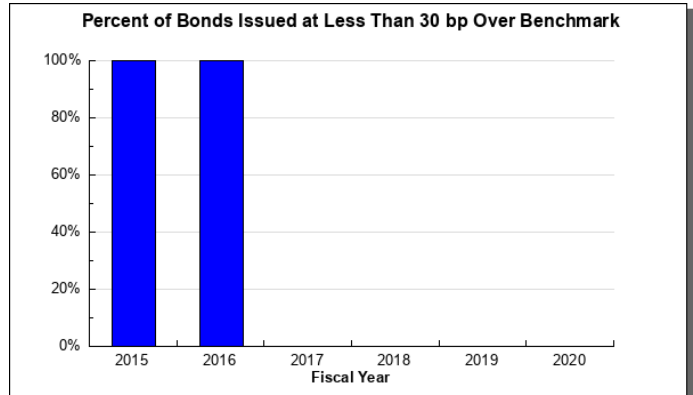
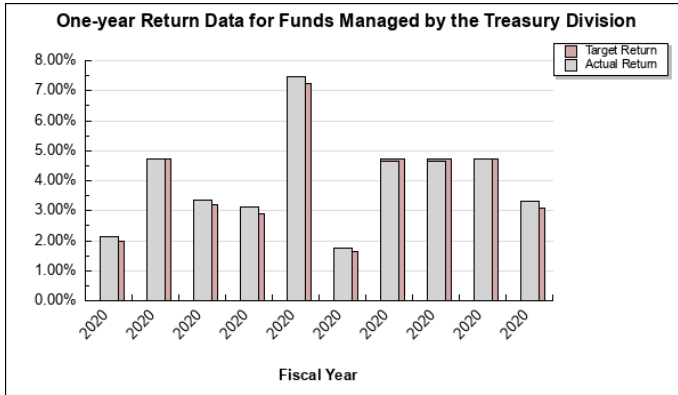
Component: Treasury Division

Contribution to Department's Mission

The mission of the Treasury Division is to manage the state's funds consistent with prudent investment guidelines and Governmental Accounting Standards Board (GASB) rules.

Results

(Additional performance information is available on the web at <https://omb.alaska.gov/results>.)



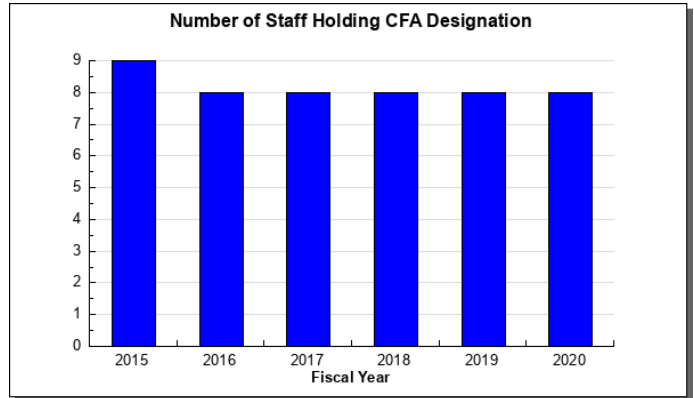
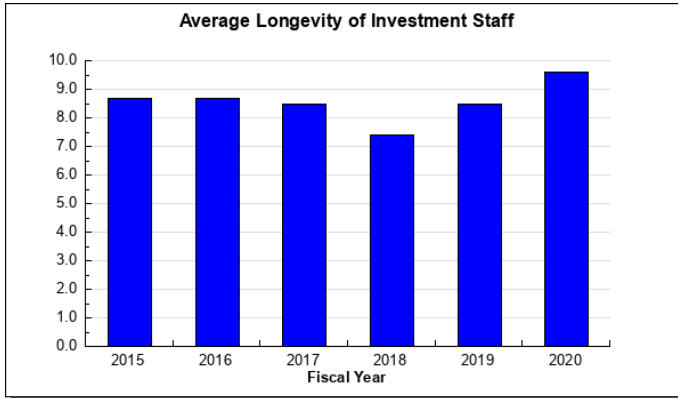
Core Services

- Manage the investment of state funds
- Maintain the state's credit rating and provide capital financing for state agencies
- Manage unclaimed property and reunite with owners

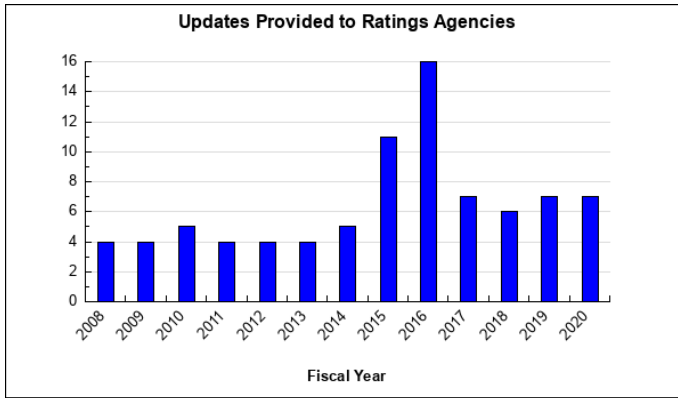
Measures by Core Service

(Additional performance information is available on the web at <https://omb.alaska.gov/results>.)

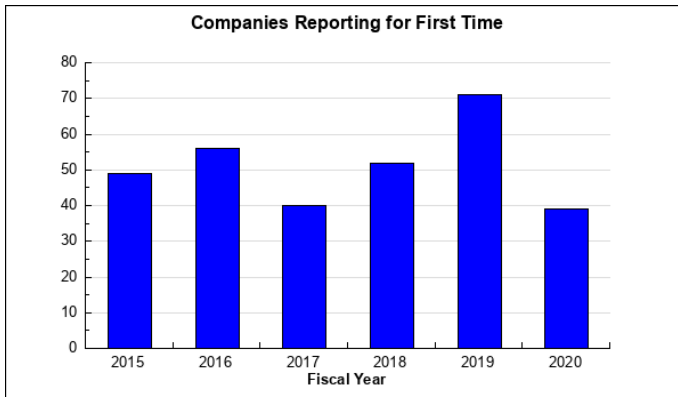
1. Manage the investment of state funds



2. Maintain the state's credit rating and provide capital financing for state agencies



3. Manage unclaimed property and reunite with owners



Major Component Accomplishments in 2020

- 26 of the 28 non-retirement funds managed by the Treasury Division met or exceeded the benchmark returns, including the General Fund and Other Non-segregated Investments (GeFONSI) and Constitutional Budget Reserve Funds.

- Average staff longevity grew in 2020. Investment staff are continuing to pursue Chartered Financial Analyst (CFA) designations. Increased knowledge will be important as internally managed investments and the oversight of more complex investments grow.

Key Component Challenges

- It is anticipated that the balance of the Constitutional Budget Reserve (CBR) fund will be less than \$1.0 billion by the end of FY2021. Given that this has been the main account used for cash-flow management in recent years, the Department will be challenged to identify other sources of short-borrowing to meet appropriations given the mis-match between the rate of revenue collections and the rate of spending.
- Maintaining the State of Alaska's credit ratings. Regular communication of state current events and fiscal plans to the rating analysts as well as ensuring analysts' concerns are relayed to state leadership, are key to meeting this challenge.

As of September 30, 2020, the State of Alaska's General Obligation debt ratings were 'AA-/A+/Aa3' from S&P Global Ratings (S&P), Fitch Ratings (Fitch), and Moody's Investors Service, Inc., respectively. The outlook on all ratings is negative. On September 5, 2019, Fitch downgraded its underlying rating on the State of Alaska's General Obligation debt to 'AA-' from 'AA.' On April 17, 2020, S&P downgraded its underlying rating on the State of Alaska's General Obligation debt to 'AA-' from 'AA.' On May 6, 2020, Fitch downgraded its underlying rating on the State of Alaska's General Obligation debt to 'A+' from 'AA-.'

- Managing adequate cash balances during periods of changing revenue and expenditure forecasts and diminishing savings accounts.
- Adapting to change in the payments industry, to include transaction security, payment systems and encryption of personally identifiable information (PII) that is stored by the State to originate or accept electronic payments.
- Implementing new merchant service provider conversion that affects all participating state agencies.
- Achieving compliance with the Payment Card Industry – Data Security Standards (PCI-DSS).
- Managing cash balances on deposit in financial institutions adequate to pay for banking fees in a fluctuating interest rate environment.
- Managing the State's \$42 billion assets, including the GeFONSI, the Constitutional Budget Reserve Fund and pension funds is more challenging in an environment of increased market volatility, after several years of relatively placid markets, as market participants increasingly react to the U.S. economy including the rising risks of recession and concern that an uncertain economic event may occur.

Significant Changes in Results to be Delivered in FY2022

No changes in results delivered.

Statutory and Regulatory Authority

AS 37.10	Public Finance – Public Funds
AS 37.15	Public Finance – Bonding
AS 37.10.220	Duties of the Alaska Retirement Management Board
AS 43.05.150	Administration of Revenue Laws – Collection of State Money
AS 43.05.170	Administration of Revenue Laws – Payment of Warrants
AS 43.05.180	Administration of Revenue Laws – Accounting for State Funds
AS 44.25.020	Department of Revenue – Duties of Department

Contact Information

Contact: Brian Fechter, Director, Administrative Services

Phone: (907) 269-1034

E-mail: brian.fechter@alaska.gov

Treasury Division Personal Services Information				
Authorized Positions			Personal Services Costs	
	<u>FY2021</u> <u>Management</u> <u>Plan</u>	<u>FY2022</u> <u>Governor</u>		
Full-time	40	40	Annual Salaries	5,344,072
Part-time	0	0	COLA	9,546
Nonpermanent	0	0	Premium Pay	0
			Annual Benefits	2,521,718
			<i>Less 3.44% Vacancy Factor</i>	<i>(271,099)</i>
			Lump Sum Premium Pay	5,184
Totals	40	40	Total Personal Services	7,609,421

Position Classification Summary					
Job Class Title	Anchorage	Fairbanks	Juneau	Others	Total
Accountant II	0	0	1	0	1
Accountant III	0	0	2	0	2
Accountant IV	0	0	5	0	5
Accountant V	0	0	1	0	1
Accounting Technician III	0	0	1	0	1
Administrative Assistant I	0	0	1	0	1
Administrative Officer II	0	0	1	0	1
Office Assistant II	0	0	1	0	1
Operations Research Analyst	0	0	1	0	1
State Comptroller	0	0	1	0	1
State Investment Officer	0	0	25	0	25
Totals	0	0	40	0	40

Component Detail All Funds
Department of Revenue

Component: Treasury Division (121)
RDU: Taxation and Treasury (510)

Non-Formula Component

	FY2020 Actuals	FY2021 Conference Committee	FY2021 Authorized	FY2021 Management Plan	FY2022 Governor	FY2021 Management Plan vs FY2022 Governor	
71000 Personal Services	7,350.7	7,984.7	7,984.7	7,381.1	7,609.4	228.3	3.1%
72000 Travel	10.6	52.2	52.2	15.3	15.3	0.0	0.0%
73000 Services	944.9	2,129.9	2,129.9	2,770.4	2,227.6	-542.8	-19.6%
74000 Commodities	93.3	39.8	39.8	39.8	39.8	0.0	0.0%
75000 Capital Outlay	0.0	0.0	0.0	0.0	0.0	0.0	0.0%
77000 Grants, Benefits	0.0	0.0	0.0	0.0	0.0	0.0	0.0%
78000 Miscellaneous	0.0	0.0	0.0	0.0	0.0	0.0	0.0%
Totals	8,399.5	10,206.6	10,206.6	10,206.6	9,892.1	-314.5	-3.1%
Fund Sources:							
1001 CBR Fund (UGF)	0.0	707.7	707.7	707.7	0.0	-707.7	-100.0%
1004 Gen Fund (UGF)	1,847.4	2,123.1	2,123.1	2,123.1	1,105.1	-1,018.0	-47.9%
1007 I/A Rcpts (Other)	6,029.5	6,538.7	6,538.7	6,538.7	6,545.0	6.3	0.1%
1017 Ben Sys (Other)	134.7	164.3	164.3	164.3	164.4	0.1	0.1%
1027 Int Airprt (Other)	35.5	38.6	38.6	38.6	135.1	96.5	250.0%
1066 Pub School (Other)	136.3	274.4	274.4	274.4	633.5	359.1	130.9%
1169 PCE Endow (DGF)	216.1	359.8	359.8	359.8	992.6	632.8	175.9%
1226 High Ed (DGF)	0.0	0.0	0.0	0.0	316.4	316.4	100.0%
Unrestricted General (UGF)	1,847.4	2,830.8	2,830.8	2,830.8	1,105.1	-1,725.7	-61.0%
Designated General (DGF)	216.1	359.8	359.8	359.8	1,309.0	949.2	263.8%
Other Funds	6,336.0	7,016.0	7,016.0	7,016.0	7,478.0	462.0	6.6%
Federal Funds	0.0	0.0	0.0	0.0	0.0	0.0	0.0%
Positions:							
Permanent Full Time	41	41	41	40	40	0	0.0%
Permanent Part Time	0	0	0	0	0	0	0.0%
Non Permanent	0	0	0	0	0	0	0.0%

Change Record Detail - Multiple Scenarios with Descriptions
Department of Revenue

Component: Treasury Division (121)
RDU: Taxation and Treasury (510)

Scenario/Change Record Title	Trans Type	Totals	Personal Services	Travel	Services	Commodities	Capital Outlay	Grants, Benefits	Miscellaneous	Positions		NP
										PFT	PPT	
***** Changes From FY2021 Conference Committee To FY2021 Authorized *****												
Conference Committee												
	ConfCom	10,206.6	7,984.7	52.2	2,129.9	39.8	0.0	0.0	0.0	41	0	0
1001 CBR Fund		707.7										
1004 Gen Fund		2,123.1										
1007 I/A Rcpts		6,538.7										
1017 Ben Sys		164.3										
1027 Int Airprt		38.6										
1066 Pub School		274.4										
1169 PCE Endow		359.8										
Subtotal		10,206.6	7,984.7	52.2	2,129.9	39.8	0.0	0.0	0.0	41	0	0
***** Changes From FY2021 Authorized To FY2021 Management Plan *****												
Transfer Deputy Commissioner (04-5001) to the Commissioner's Office for Departmentwide Support												
	Trout	0.0	0.0	0.0	0.0	0.0	0.0	0.0	0.0	-1	0	0
Transfer full-time Deputy Commissioner (04-5001), range 28, located in Juneau, from Treasury to Commissioner's Office for departmentwide support. Previously, this position focused on investment and Treasury-specific policy. The position is now focused on departmentwide policy and support.												
Align Authority with Anticipated Expenditures												
	LIT	0.0	-603.6	-36.9	640.5	0.0	0.0	0.0	0.0	0	0	0
Transfer authority from personal services and travel to services for anticipated expenditures. A portion of the Deputy Commissioner's position costs is now paid through an indirect cost allocation from the Commissioner's Office.												
Subtotal		10,206.6	7,381.1	15.3	2,770.4	39.8	0.0	0.0	0.0	40	0	0
***** Changes From FY2021 Management Plan To FY2022 Governor *****												
Transfer Deputy Commissioner (04-5001) Authority to the Commissioner's Office for Departmentwide Support												
	Trout	-323.7	0.0	0.0	-323.7	0.0	0.0	0.0	0.0	0	0	0
1004 Gen Fund		-323.7										
Transfer authority associated with the movement of the Deputy Commissioner (04-5001) from Treasury to the Commissioner's Office for departmentwide support. This position previously focused on investment and Treasury-specific policy and is now focused on departmentwide policy and support.												
Investment Management Services												
	FndChg	0.0	0.0	0.0	0.0	0.0	0.0	0.0	0.0	0	0	0
1004 Gen Fund		-1,404.5										
1027 Int Airprt		96.5										
1066 Pub School		359.0										

Change Record Detail - Multiple Scenarios with Descriptions
Department of Revenue

Component: Treasury Division (121)
RDU: Taxation and Treasury (510)

Scenario/Change Record Title	Trans Type	Totals	Personal Services	Travel	Services	Commodities	Capital Outlay	Grants, Benefits	Miscellaneous	Positions		NP
										PFT	PPT	
1169 PCE Endow		632.6										
1226 High Ed		316.4										
<p>Currently, the Treasury Division's cost allocation plan charges the: Power Cost Equalization (PCE) Endowment Fund (\$359.8), International Airport (\$38.6), and Public School Trust Fund (\$274.4) for investment management services. By charging a flat fee of 1 basis point to these funds and the Higher Education Fund, the Treasury Division can reduce general funds by \$1,404.5.</p> <p>1 basis point estimates: PCE: \$987.7 million * .001 = \$987.7 thousand Public School Trust Fund: \$623.1 million * .001 = \$623.1 thousand Higher Education: \$312.1 million * .001 = \$312.1 thousand International Airport: \$154.4 million * .001 = \$154.4 thousand</p>												
Fund Source Adjustment of CBRF to UGF												
	FndChg	0.0	0.0	0.0	0.0	0.0	0.0	0.0	0.0	0	0	0
1001 CBR Fund		-707.7										
1004 Gen Fund		707.7										
<p>Replace Constitutional Budget Reserve Fund (CBRF) used as a one-time funding mechanism in FY2021.</p>												
FY2022 Salary Adjustments												
	SalAdj	9.2	9.2	0.0	0.0	0.0	0.0	0.0	0.0	0	0	0
1004 Gen Fund		2.5										
1007 I/A Rcpts		6.3										
1017 Ben Sys		0.1										
1066 Pub School		0.1										
1169 PCE Endow		0.2										
<p>FY2022 1% COLA for ASEA/General Government (GG/GP/GY/GZ): \$9.2</p>												
Transfer Authority from Services for Anticipated Personal Service Expenditures												
	LIT	0.0	219.1	0.0	-219.1	0.0	0.0	0.0	0.0	0	0	0
<p>The remaining services authority is anticipated to be sufficient to cover operating expenditures.</p>												
Totals		9,892.1	7,609.4	15.3	2,227.6	39.8	0.0	0.0	0.0	40	0	0

Line Item Detail (1676)
Department of Revenue
Travel

Component: Treasury Division (121)

Line Number	Line Name		FY2020 Actuals	FY2021 Management Plan	FY2022 Governor
2000	Travel		10.6	15.3	15.3
Object Class	Servicing Agency	Explanation	FY2020 Actuals	FY2021 Management Plan	FY2022 Governor
2000 Travel Detail Totals			10.6	15.3	15.3
2000	In-State Employee Travel	Airfare, lodging, surface transportation, reimbursable travel costs, meals and incidentals	8.1	10.3	10.3
2002	Out of State Employee Travel	Airfare, lodging, surface transportation, reimbursable travel costs, meals and incidentals	2.5	5.0	5.0

Line Item Detail (1676)
Department of Revenue
Services

Component: Treasury Division (121)

Line Number	Line Name		FY2020 Actuals	FY2021 Management Plan	FY2022 Governor
3000	Services		944.9	2,770.4	2,227.6
Object Class	Servicing Agency	Explanation	FY2020 Actuals	FY2021 Management Plan	FY2022 Governor
3000 Services Detail Totals			944.9	2,770.4	2,227.6
3000	Education Services	Training, educational conferences, agency memberships, tuition, books and fees for work-related courses	1.1	10.0	10.0
3001	Financial Services	Accounting, auditing, and management/consulting services	320.0	1,185.9	1,184.6
3003	Information Technology	IT training, consulting, software licensing, software maintenance, and IT equipment leases	310.6	1,010.0	468.5
3004	Telecommunications	Local, long distance, cellular, television, data/network telecommunications equipment charges	7.5	20.0	20.0
3006	Delivery Services	Freight, courier services, and postage	0.5	0.5	0.5
3007	Advertising and Promotions	Legal notices for regulations and public hearings	0.0	8.4	8.4
3008	Utilities	Records and confidential material disposal	0.2	4.0	4.0
3009	Structure/Infrastructure/Land	Infrastructure maintenance and repairs, rentals, and leases	0.2	40.0	40.0
3010	Equipment/Machinery	Office furniture and equipment repairs, maintenance, rentals and leases	1.0	6.3	6.3
3011	Other Services	Professional management and consulting services; printing and copying services	0.0	16.0	16.0

Line Item Detail (1676)
Department of Revenue
Services

Component: Treasury Division (121)

Object Class	Servicing Agency	Explanation	FY2020 Actuals	FY2021 Management Plan	FY2022 Governor
3000 Services Detail Totals			944.9	2,770.4	2,227.6
3017	Inter-Agency Information Technology Non-Telecommunications	Admin - Department-wide Office of Information Technology (OIT) core services	25.4	52.0	52.0
3017	Inter-Agency Information Technology Non-Telecommunications	Admin - Department-wide OIT Licensing (SQL Rates)	0.7	3.0	3.0
3017	Inter-Agency Information Technology Non-Telecommunications	Admin - Department-wide OIT Server Hosting & Storage	2.0	5.0	5.0
3018	Inter-Agency Information Technology Telecommunications	Admin - Department-wide Office of Information Technology (OIT) telecommunications services	8.3	15.7	15.7
3020	Inter-Agency Building Maintenance	Admin - Department-wide Building maintenance performed by Shared Services of Alaska	0.0	1.1	1.1
3021	Inter-Agency Mail	Admin - Department-wide Central mailroom services including pickup and delivery of mail, postage, and mailing of state warrants	0.4	2.0	2.0
3022	Inter-Agency Human Resources	Admin - Department-wide Human resource and payroll services provided by the Division of Personnel	5.7	12.3	12.3
3023	Inter-Agency Building Leases	Admin - Department-wide Cost of space in state-owned facilities and private leases	45.3	70.0	70.0
3024	Inter-Agency Legal	Law - Department-wide State Bond Committee Support	2.0	40.0	40.0
3026	Inter-Agency Insurance	Admin - Department-wide Risk Management	0.2	0.4	0.4
3027	Inter-Agency Financial	Admin - Department-wide Division of Finance chargeback for IRIS FIN, HRM, and ALDER	9.7	25.0	25.0
3028	Inter-Agency Americans with Disabilities Act Compliance	Admin - Department-wide ADA compliance	0.1	0.1	0.1
3029	Inter-Agency Education/Training	Admin - Department-wide Training provided by state agencies – Shared Services of Alaska and Division of Finance training for procurement and ALDER reporting	0.0	1.0	1.0
3031	Inter-Agency Construction	Admin - Department-wide Construction work provided by Division of General Services	0.0	0.7	0.7
3038	Inter-Agency	Admin - Department-wide Investment auditing and consulting	24.0	44.0	44.0

Line Item Detail (1676)
Department of Revenue
Services

Component: Treasury Division (121)

Object Class	Servicing Agency	Explanation	FY2020 Actuals	FY2021 Management Plan	FY2022 Governor
3000 Services Detail Totals			944.9	2,770.4	2,227.6
	Management/Consulting	services provided by Retirement & Benefits			
3038	Inter-Agency Management/Consulting	Rev - Administrative Services (125) Support services provided by the Administrative Services Division, including IT, fiscal, budget, contract management, procurement, and legislative support	137.0	150.0	150.0
3038	Inter-Agency Management/Consulting	Rev - Commissioner's Office (123) Support services provided by the Commissioner's Office	43.0	47.0	47.0

Line Item Detail (1676)
Department of Revenue
Commodities

Component: Treasury Division (121)

Line Number	Line Name		FY2020 Actuals	FY2021 Management Plan	FY2022 Governor
4000	Commodities		93.3	39.8	39.8
Object Class	Servicing Agency	Explanation	FY2020 Actuals	FY2021 Management Plan	FY2022 Governor
4000 Commodities Detail Totals			93.3	39.8	39.8
4000	Business	Business supplies including book and educational equipment and furniture; office supplies; desktop computers, printers and IT equipment less than \$5,000 per item; and subscriptions including electronic access to information	93.3	39.3	39.3
4002	Household/Institutional	Institutional supplies	0.0	0.5	0.5

Revenue Detail (1681)
Department of Revenue

Component: Treasury Division (121)

Revenue Type (OMB Fund Code) Revenue Source	Component	Comment	FY2020 Actuals	FY2021 Management Plan	FY2022 Governor
5007 I/A Rcpts (1007 I/A Rcpts)			6,041.6	6,538.7	6,545.0
5301 Inter-Agency Receipts	Admin - Department-wide	Trustwave services costs for the Office of Information Technology	4.1	0.0	0.0
5301 Inter-Agency Receipts	Commerce - Department-wide	AIDEA board travel reimbursement	1.2	0.0	0.0
5301 Inter-Agency Receipts	FishGm - Department-wide	Investment management services	36.4	0.0	0.0
5301 Inter-Agency Receipts	PubSaf - Department-wide	Work agreement/staff training	1.0	0.0	0.0
5301 Inter-Agency Receipts	Rev - AK Retirement Management Board (2813)	RSA with the Alaska Retirement Management Board for investment management of pension funds	5,979.4	6,538.7	6,545.0
5301 Inter-Agency Receipts	Rev - Mental Health Trust Operations (1423)	Investment management services	9.6	0.0	0.0
5301 Inter-Agency Receipts	Trans - Department-wide	Investment management services	9.9	0.0	0.0

Inter-Agency Services (1682)
Department of Revenue

Component: Treasury Division (121)

				FY2020 Actuals	FY2021 Management Plan	FY2022 Governor
Component Totals				303.8	469.3	469.3
With Department of Administration				121.8	232.3	232.3
With Department of Law				2.0	40.0	40.0
With Department of Revenue				180.0	197.0	197.0
Object Class	Servicing Agency	Explanation		FY2020 Actuals	FY2021 Management Plan	FY2022 Governor
3017	Inter-Agency Information Technology Non-Telecommunications	Admin - Department-wide Office of Information Technology (OIT) core services		25.4	52.0	52.0
3017	Inter-Agency Information Technology Non-Telecommunications	Admin - Department-wide OIT Licensing (SQL Rates)		0.7	3.0	3.0
3017	Inter-Agency Information Technology Non-Telecommunications	Admin - Department-wide OIT Server Hosting & Storage		2.0	5.0	5.0
3018	Inter-Agency Information Technology Telecommunications	Admin - Department-wide Office of Information Technology (OIT) telecommunications services		8.3	15.7	15.7
3020	Inter-Agency Building Maintenance	Admin - Department-wide Building maintenance performed by Shared Services of Alaska		0.0	1.1	1.1
3021	Inter-Agency Mail	Admin - Department-wide Central mailroom services including pickup and delivery of mail, postage, and mailing of state warrants		0.4	2.0	2.0
3022	Inter-Agency Human Resources	Admin - Department-wide Human resource and payroll services provided by the Division of Personnel		5.7	12.3	12.3
3023	Inter-Agency Building Leases	Admin - Department-wide Cost of space in state-owned facilities and private leases		45.3	70.0	70.0
3024	Inter-Agency Legal	Law - Department-wide State Bond Committee Support		2.0	40.0	40.0
3026	Inter-Agency Insurance	Admin - Department-wide Risk Management		0.2	0.4	0.4
3027	Inter-Agency Financial	Admin - Department-wide Division of Finance chargeback for IRIS FIN, HRM, and ALDER		9.7	25.0	25.0
3028	Inter-Agency Americans with Disabilities Act Compliance	Admin - Department-wide ADA compliance		0.1	0.1	0.1
3029	Inter-Agency Education/Training	Admin - Department-wide Training provided by state agencies – Shared Services of Alaska		0.0	1.0	1.0

Inter-Agency Services (1682)
Department of Revenue

Component: Treasury Division (121)

Object Class	Servicing Agency	Explanation	FY2020 Actuals	FY2021 Management Plan	FY2022 Governor
		and Division of Finance training for procurement and ALDER reporting			
3031 Inter-Agency Construction	Admin - Department-wide	Construction work provided by Division of General Services	0.0	0.7	0.7
3038 Inter-Agency Management/Consulting	Admin - Department-wide	Investment auditing and consulting services provided by Retirement & Benefits	24.0	44.0	44.0
3038 Inter-Agency Management/Consulting	Rev - Administrative Services (125)	Support services provided by the Administrative Services Division, including IT, fiscal, budget, contract management, procurement, and legislative support	137.0	150.0	150.0
3038 Inter-Agency Management/Consulting	Rev - Commissioner's Office (123)	Support services provided by the Commissioner's Office	43.0	47.0	47.0

Personal Services Expenditure Detail
Department of Revenue

Scenario: FY2022 Governor (17280)
Component: Treasury Division (121)
RDU: Taxation and Treasury (510)

PCN	Job Class Title	Time Status	Retire Code	Barg Unit	Location	Salary Sched	Range / Step	Comp Months	Split / Count	Annual Salaries	COLA	Premium Pay	Annual Benefits	Total Costs	UGF Amount
04-0020	State Investment Officer	FT	A	XE	Juneau	99	22	12.0		170,332	0	0	75,303	245,635	19,533
04-5002	State Comptroller	FT	A	XE	Juneau	N05	27F	12.0		129,129	0	0	62,887	192,016	15,269
04-5005	State Investment Officer	FT	A	XE	Juneau	99	24	12.0		218,396	0	0	88,809	307,205	24,429
04-5007	Accountant V	FT	A	SS	Juneau	205	22B / C	12.0		92,113	0	0	50,361	142,474	11,330
04-5008	Accountant IV	FT	A	GP	Juneau	205	20J	12.0		91,260	1,225	0	50,029	142,514	18,889
04-5010	Accountant IV	FT	A	SS	Juneau	205	20F / J	12.0		93,418	0	0	50,807	144,225	0
04-5011	State Investment Officer	FT	A	XE	Juneau	99	30	12.0		364,006	0	0	129,726	493,732	39,262
04-5012	State Investment Officer	FT	A	XE	Juneau	99	24	12.0		252,831	0	0	98,485	351,316	0
04-5013	State Investment Officer	FT	A	XE	Juneau	99	22	12.0		129,381	0	0	62,973	192,354	0
04-5018	Accounting Technician III	FT	A	GP	Juneau	205	16L / M	12.0		76,284	1,024	0	44,902	122,210	0
04-5020	Accountant III	FT	A	SS	Juneau	205	18B / C	12.0		70,372	0	0	42,919	113,291	0
04-5021	Accountant II	FT	A	GP	Juneau	205	16G / J	12.0		68,590	921	0	42,269	111,780	0
04-5022	Operations Research Analyst	FT	A	GP	Juneau	205	21K	6.0	**	50,427	771	0	26,656	77,854	77,854
04-5024	State Investment Officer	FT	A	XE	Juneau	99	22	12.0		249,620	0	0	97,583	347,203	6,902
04-5025	State Investment Officer	FT	A	XE	Juneau	99	22	6.0	*	90,338	0	0	40,266	130,604	130,604
04-5029	State Investment Officer	FT	A	XE	Juneau	99	24	12.0		191,281	0	0	81,190	272,471	36,113
04-5030	State Investment Officer	FT	A	XE	Juneau	99	24	12.0		244,415	0	0	96,121	340,536	0
04-5032	State Investment Officer	FT	A	XE	Juneau	99	22	12.0		166,398	0	0	74,198	240,596	0
04-5033	State Investment Officer	FT	A	XE	Juneau	99	20	12.0		96,411	0	0	51,688	148,099	11,777
04-5037	State Investment Officer	FT	A	XE	Juneau	99	20	12.0		125,087	0	0	61,504	186,591	0
04-5039	Administrative Assistant I	FT	A	GP	Juneau	205	12J / K	12.0		53,320	716	0	37,042	91,078	7,243
04-5040	State Investment Officer	FT	A	XE	Juneau	99	20	12.0		94,931	0	0	51,181	146,112	0
04-5042	State Investment Officer	FT	A	XE	Juneau	99	16	12.0		92,233	0	0	50,258	142,491	11,331
04-5043	State Investment Officer	FT	A	XE	Juneau	99	22	12.0		267,798	0	0	102,691	370,489	0
04-5044	State Investment Officer	FT	A	XE	Juneau	99	22	12.0		143,522	0	0	67,770	211,292	0
04-5045	Accountant IV	FT	A	GP	Juneau	205	20J / K	12.0		91,384	1,227	0	50,071	142,682	18,911
04-5046	Accountant III	FT	A	GP	Juneau	205	18F / G	12.0		74,841	1,005	0	44,408	120,254	2,391
04-5047	Accountant IV	FT	A	GP	Juneau	205	20E / F	12.0		82,168	1,103	0	46,916	130,187	0
04-5049	Accountant IV	FT	A	GP	Juneau	205	20B / C	12.0		76,499	1,027	0	44,976	122,502	16,236
04-8015	Office Assistant II	FT	A	GP	Juneau	205	10B / C	12.0		39,224	527	0	32,217	71,968	5,723
04-9500	Administrative Officer II	FT	A	SS	Juneau	205	19B / C	12.0		75,582	0	0	44,702	120,284	9,565
04-X005	State Investment Officer	FT	A	XE	Juneau	99	18	12.0		130,259	0	0	63,274	193,533	15,390
04-X006	State Investment Officer	FT	A	XE	Juneau	99	22	12.0		181,892	0	0	78,552	260,444	0
04-X021	State Investment Officer	FT	A	XE	Juneau	99	22	12.0		160,152	0	0	72,443	232,595	18,496
04-X035	State Investment Officer	FT	A	XE	Juneau	99	18	12.0		94,688	0	0	51,098	145,786	2,898
04-X074	State Investment Officer	FT	A	XE	Juneau	99	22	12.0		150,802	0	0	69,815	220,617	0
04-X075	State Investment Officer	FT	A	XE	Juneau	99	22A	12.0		97,041	0	0	51,903	148,944	11,844
04-X084	State Investment Officer	FT	A	XE	Juneau	99	22	12.0		82,407	0	0	46,894	129,301	0

Note: If a position is split, an asterisk (*) will appear in the Split/Count column. If the split position is also counted in the component, two asterisks (**) will appear in this column. [No valid job title] appearing in the Job Class Title indicates that the PCN has an invalid class code or invalid range for the class code effective date of this scenario.

Personal Services Expenditure Detail
Department of Revenue

Scenario: FY2022 Governor (17280)
Component: Treasury Division (121)
RDU: Taxation and Treasury (510)

PCN	Job Class Title	Time Status	Retire Code	Barg Unit	Location	Salary Sched	Range / Step	Comp Months	Split / Count	Annual Salaries	COLA	Premium Pay	Annual Benefits	Total Costs	UGF Amount
04-X086	State Investment Officer	FT	A	XE	Juneau	99	22	12.0		119,592	0	0	59,623	179,215	14,251
04-X089	State Investment Officer	FT	A	XE	Juneau	99	22	12.0		160,679	0	0	72,591	233,270	4,637
04-X090	State Investment Officer	FT	A	XE	Juneau	99	22	12.0		104,969	0	0	54,617	159,586	0
													Total Salary Costs:	5,344,072	
													Total COLA:	9,546	
													Total Premium Pay:	0	
													Total Benefits:	2,521,718	
													Total Pre-Vacancy:	7,875,336	
													Minus Vacancy Adjustment of 3.44%:	(271,099)	
													Total Post-Vacancy:	7,604,237	
													Plus Lump Sum Premium Pay:	5,184	
													Personal Services Line 100:	7,609,421	
Total Component Months:		480.0													

PCN Funding Sources:	Pre-Vacancy	Post-Vacancy	Percent
1004 General Fund Receipts	530,877	512,603	6.74%
1007 Interagency Receipts	6,421,158	6,200,117	81.54%
1017 Benefits Systems Receipts	109,784	106,005	1.39%
1027 International Airport Revenue Fund	28,686	27,699	0.36%
1066 Public School Trust Fund	115,085	111,123	1.46%
1169 PCE Endowment Fund	669,746	646,690	8.50%
Total PCN Funding:	7,875,336	7,604,237	100.00%

Lump Sum Funding Sources:	Amount	Percent
1169 General Fund Receipts	731	14.00%
1169 Interagency Receipts	4,147	80.00%
1169 Benefits Systems Receipts	73	1.00%
1169 International Airport Revenue Fund	16	0.00%
1169 Public School Trust Fund	84	2.00%
1169 PCE Endowment Fund	133	3.00%
Total Lump Sum Funding:	5,184	100.00%

Note: If a position is split, an asterisk (*) will appear in the Split/Count column. If the split position is also counted in the component, two asterisks (**) will appear in this column. [No valid job title] appearing in the Job Class Title indicates that the PCN has an invalid class code or invalid range for the class code effective date of this scenario.

Department of Revenue
Treasury Division (121)
 RDU: Taxation and Treasury (510)
 FY2022 Governor's Budget
 Position Totals: 40 PFT

Commissioner
 04-0001
 EX Anchorage

Deputy
 Commissioner
 04-5001
 R28 / PX Anchorage

State Investment
 Officer
 04-0020
 R22 / EX Juneau

**PORTFOLIO
 MANAGEMENT**

**DEBT
 MANAGEMENT**

COMPLIANCE

State Investment
 Officer
 04-5011
 R30 / EX Juneau

Administrative
 Assistant I
 04-5039
 R12 / CL Juneau

State Investment
 Officer
 04-5025
 R22 / EX Juneau

State Investment
 Officer
 04-X005
 R18 / EX Juneau

Operations Research
 Analyst
 04-5022
 R21 / CL Juneau

State Investment
 Officer
 04-5042
 R16 / EX Juneau

**INVESTMENT
 OPERATIONS &
 PERFORMANCE**

State Investment
 Officer
 04-X021
 R22 / EX Juneau

State Investment
 Officer
 04-X086
 R22 / EX Juneau

State Investment
 Officer
 04-X075
 R22 / EX Juneau

**INVESTMENT
 ACCOUNTING**

State Comptroller
 04-5002
 R27 / EX Juneau

Accountant V
 04-5007
 R22 / CL Juneau

Accountant IV
 04-5045
 R20 / CL Juneau

Accountant IV
 04-5049
 R20 / CL Juneau

Accountant IV
 04-5008
 R20 / CL Juneau

Accountant III
 04-5046
 R18 / CL Juneau

**ACCOUNTING &
 SUPPORT**

Administrative
 Officer II
 04-9500
 R19 / CL Juneau

Office Assistant II
 04-8015
 R10 / CL Juneau

State Investment
 Officer
 04-X090
 R22 / EX Juneau

Accountant II
 04-5021
 R16 / CL Juneau

**CASH
 MANAGEMENT**

State Investment
 Officer
 04-5013
 R22 / EX Juneau

Accountant IV
 04-5010
 R20 / CL Juneau

Accountant III
 04-5020
 R18 / CL Juneau

Accounting
 Technician III
 04-5018
 R16 / CL Juneau

ARM BOARD

State Investment
 Officer
 04-5040
 R20 / EX Juneau

Accountant IV
 04-5047
 R20 / CL Juneau

State Investment
 Officer
 04-5012
 R24 / EX Juneau

State Investment
 Officer
 04-5043
 R22 / EX Juneau

State Investment
 Officer
 04-5030
 R24 / EX Juneau

State Investment
 Officer
 04-5037
 R20 / EX Juneau

State Investment
 Officer
 04-5032
 R22 / EX Juneau

State Investment
 Officer
 04-X074
 R22 / EX Juneau

State Investment
 Officer
 04-X084
 R22 / EX Juneau

State Investment
 Officer
 04-5024
 R22 / EX Juneau

State Investment
 Officer
 04-X006
 R22 / EX Juneau

State Investment
 Officer
 04-5044
 R22 / EX Juneau

State Investment
 Officer
 04-5005
 R24 / EX Juneau

State Investment
 Officer
 04-X089
 R22 / EX Juneau

State Investment
 Officer
 04-X035
 R18 / EX Juneau

State Investment
 Officer
 04-5033
 R20 / EX Juneau

State Investment
 Officer
 04-5029
 R24 / EX Juneau

State of Alaska FY2022 Governor's Operating Budget

Department of Revenue Unclaimed Property Component Budget Summary

Component: Unclaimed Property**Contribution to Department's Mission**

The mission of the Unclaimed Property program is to administer Alaska's Uniform Unclaimed Property Act (AS 34.45).

Core Services

- Receive and account for unclaimed property in the form of cash, securities, and safe deposit boxes from companies, organizations (profit and non-profit) and government agencies throughout the United States in accordance with Alaska's Unclaimed Property Act.
- Provide services to reunite owners, heirs or legal representatives with their unclaimed property.
- Determine entitlement by analyzing statutes, court orders, legal cases, and reviewing evidence.
- Promote unclaimed property reporting.
- Account for and post liability accruals such as; mergers, splits, dividends, security proceeds and interest.

Major Component Accomplishments in 2020

- Improvements were implemented in FY2020 that streamline the claim authentication process, auto approving claims for payment that meet certain criteria. In FY2020, 4,466 properties (~27%) were expedited which reduced the amount of manual claims processing and reduced the claims backlog.
- Transferred \$11.5 million into the state general fund for FY2019 collections in excess of refunds.
- Returned approximately \$24.2 million to current or former Alaska owners and businesses during the past five years.
- Liquidated \$1.3 million of securities held at the custodian.

Key Component Challenges

- Continuing to decrease the claims backlog.
- Maintaining the current claims support system that is aging and inefficient.
- Alignment of unclaimed property practices with banking and business transactions utilizing electronic deposits, payments, and debit cards for credit balances, payroll, and social services programs.
- Moving towards paperless environment, via secure online reporting and remit payment portal.
- Ability to determine and validate entitlement to unclaimed property accounts given the continued challenge of identifying theft and fraud.

Significant Changes in Results to be Delivered in FY2022

Transitioning to a new claim system in FY2022 should streamline the unclaimed property process significantly.

Statutory and Regulatory Authority

AS 34.45 Alaska's Uniform Unclaimed Property Act

Contact Information

Contact: Brian Fechter, Director, Administrative Services
Phone: (907) 269-1034
E-mail: brian.fechter@alaska.gov

Unclaimed Property Personal Services Information				
Authorized Positions			Personal Services Costs	
	<u>FY2021</u> <u>Management</u> <u>Plan</u>	<u>FY2022</u> <u>Governor</u>		
Full-time	4	4	Annual Salaries	297,460
Part-time	0	0	COLA	1,434
Nonpermanent	0	0	Premium Pay	0
			Annual Benefits	177,060
			<i>Less 3.00% Vacancy Factor</i>	(14,279)
			Lump Sum Premium Pay	1,296
Totals	4	4	Total Personal Services	462,971

Position Classification Summary					
Job Class Title	Anchorage	Fairbanks	Juneau	Others	Total
Accounting Technician II	0	0	1	0	1
Program Coordinator II	0	0	1	0	1
Unclaimed Property Agent	0	0	1	0	1
Unclaimed Property Manager	0	0	1	0	1
Totals	0	0	4	0	4

Component Detail All Funds
Department of Revenue

Component: Unclaimed Property (2938)
RDU: Taxation and Treasury (510)

Non-Formula Component

	FY2020 Actuals	FY2021 Conference Committee	FY2021 Authorized	FY2021 Management Plan	FY2022 Governor	FY2021 Management Plan vs FY2022 Governor	
71000 Personal Services	330.9	330.6	330.6	453.0	463.0	10.0	2.2%
72000 Travel	0.2	7.6	7.6	0.0	0.0	0.0	0.0%
73000 Services	81.9	336.1	336.1	221.3	212.7	-8.6	-3.9%
74000 Commodities	6.6	7.7	7.7	7.7	7.7	0.0	0.0%
75000 Capital Outlay	0.0	0.0	0.0	0.0	0.0	0.0	0.0%
77000 Grants, Benefits	0.0	0.0	0.0	0.0	0.0	0.0	0.0%
78000 Miscellaneous	0.0	0.0	0.0	0.0	0.0	0.0	0.0%
Totals	419.6	682.0	682.0	682.0	683.4	1.4	0.2%
Fund Sources:							
1005 GF/Prgm (DGF)	419.6	682.0	682.0	682.0	683.4	1.4	0.2%
Unrestricted General (UGF)	0.0	0.0	0.0	0.0	0.0	0.0	0.0%
Designated General (DGF)	419.6	682.0	682.0	682.0	683.4	1.4	0.2%
Other Funds	0.0	0.0	0.0	0.0	0.0	0.0	0.0%
Federal Funds	0.0	0.0	0.0	0.0	0.0	0.0	0.0%
Positions:							
Permanent Full Time	3	3	3	4	4	0	0.0%
Permanent Part Time	0	0	0	0	0	0	0.0%
Non Permanent	0	0	0	0	0	0	0.0%

Change Record Detail - Multiple Scenarios with Descriptions
Department of Revenue

Component: Unclaimed Property (2938)
RDU: Taxation and Treasury (510)

Scenario/Change Record Title	Trans Type	Totals	Personal Services	Travel	Services	Commodities	Capital Outlay	Grants, Benefits	Miscellaneous	Positions		NP
										PFT	PPT	
***** Changes From FY2021 Conference Committee To FY2021 Authorized *****												
Conference Committee												
1005 GF/Prgm	ConfCom	682.0	330.6	7.6	336.1	7.7	0.0	0.0	0.0	3	0	0
	Subtotal	682.0	330.6	7.6	336.1	7.7	0.0	0.0	0.0	3	0	0
***** Changes From FY2021 Authorized To FY2021 Management Plan *****												
Add Program Coordinator II (04-5052) for Program Redesign												
	PosAdj	0.0	0.0	0.0	0.0	0.0	0.0	0.0	0.0	1	0	0
Add a full-time Program Coordinator II (04-5052), range 20, located in Juneau, for Unclaimed Property program redesign to address claim backlogs and inefficient processes. This position is necessary to oversee the transition to new operations. The position oversees a new vendor that the program transferred claims processing to, and oversees the more complex claims and assets retained by the program. This position is also responsible for setting program policy, recommending changes to statutes, working with holders on reporting, and ensuring the program is providing timely services to claimants.												
Align Authority for New Program Coordinator II (04-5052) Position												
	LIT	0.0	122.4	-7.6	-114.8	0.0	0.0	0.0	0.0	0	0	0
Transfer authority from travel and services to personal services for anticipated personal services cost associated with the new Program Coordinator II (04-5052) position. The remaining travel and services authority is sufficient to cover anticipated expenditures.												
	Subtotal	682.0	453.0	0.0	221.3	7.7	0.0	0.0	0.0	4	0	0
***** Changes From FY2021 Management Plan To FY2022 Governor *****												
FY2022 Salary Adjustments												
1005 GF/Prgm	SalAdj	1.4	1.4	0.0	0.0	0.0	0.0	0.0	0.0	0	0	0
FY2022 1% COLA for ASEA/General Government (GG/GP/GY/GZ): \$1.4												
Transfer Authority from Services for Anticipated Personal Service Expenditures												
	LIT	0.0	8.6	0.0	-8.6	0.0	0.0	0.0	0.0	0	0	0
The remaining services authority is anticipated to be sufficient to cover operating expenditures.												
	Totals	683.4	463.0	0.0	212.7	7.7	0.0	0.0	0.0	4	0	0

Line Item Detail (1676)
Department of Revenue
Travel

Component: Unclaimed Property (2938)

Line Number	Line Name		FY2020 Actuals	FY2021 Management Plan	FY2022 Governor
2000	Travel		0.2	0.0	0.0
Object Class	Servicing Agency	Explanation	FY2020 Actuals	FY2021 Management Plan	FY2022 Governor
2000 Travel Detail Totals			0.2	0.0	0.0
2000	In-State Employee Travel	Airfare, lodging, surface transportation, reimbursable travel costs, meals and incidentals	0.2	0.0	0.0

Line Item Detail (1676)
Department of Revenue
Services

Component: Unclaimed Property (2938)

Line Number	Line Name		FY2020 Actuals	FY2021 Management Plan	FY2022 Governor
3000	Services		81.9	221.3	212.7
Object Class	Servicing Agency	Explanation	FY2020 Actuals	FY2021 Management Plan	FY2022 Governor
3000 Services Detail Totals			81.9	221.3	212.7
3000	Education Services	Training, educational conferences, agency memberships, tuition, books and fees for work-related courses	0.2	5.0	5.0
3003	Information Technology	IT training, consulting, software licensing, software maintenance, and IT equipment leases	18.9	93.1	84.5
3004	Telecommunications	Local, long distance, cellular, television, data/network telecommunications equipment charges	0.1	0.1	0.1
3006	Delivery Services	Freight, courier services, and postage	0.0	0.5	0.5
3007	Advertising and Promotions	Legal notices for regulations and public hearings	0.3	0.0	0.0
3008	Utilities	Records and confidential material disposal	0.3	1.5	1.5
3009	Structure/Infrastructure/Land	Infrastructure maintenance and repairs, rentals, and leases	0.9	13.3	13.3
3010	Equipment/Machinery	Office furniture and equipment repairs, maintenance, rentals and leases	0.8	3.0	3.0
3011	Other Services	Professional management and consulting services; printing and copying services	0.3	3.0	3.0
3017	Inter-Agency Information Technology Non-Telecommunications	Admin - Department-wide Office of Information Technology (OIT) core services	9.3	8.5	8.5

Line Item Detail (1676)
Department of Revenue
Services

Component: Unclaimed Property (2938)

Object Class	Servicing Agency	Explanation	FY2020 Actuals	FY2021 Management Plan	FY2022 Governor
3000 Services Detail Totals			81.9	221.3	212.7
3017	Inter-Agency Information Technology Non-Telecommunications	Admin - Department-wide OIT Licensing (SQL Rates)	2.2	6.0	6.0
3017	Inter-Agency Information Technology Non-Telecommunications	Admin - Department-wide OIT Server Hosting & Storage	4.1	7.0	7.0
3018	Inter-Agency Information Technology Telecommunications	Admin - Department-wide Office of Information Technology (OIT) telecommunications services	2.2	6.5	6.5
3021	Inter-Agency Mail	Admin - Department-wide Central mailroom services including pickup and delivery of mail, postage, and mailing of state warrants	1.5	6.0	6.0
3022	Inter-Agency Human Resources	Admin - Department-wide Human resource and payroll services provided by the Division of Personnel	2.1	3.5	3.5
3023	Inter-Agency Building Leases	Admin - Department-wide Cost of space in state-owned facilities and private leases	15.6	21.0	21.0
3026	Inter-Agency Insurance	Admin - Department-wide Risk Management	0.1	0.1	0.1
3027	Inter-Agency Financial	Admin - Department-wide Division of Finance chargeback for IRIS FIN, HRM, and ALDER	9.0	14.0	14.0
3038	Inter-Agency Management/Consulting	Rev - Administrative Services (125) Support services provided by the Administrative Services Division, including IT, fiscal, budget, contract management, procurement, and legislative support	10.8	24.6	24.6
3038	Inter-Agency Management/Consulting	Rev - Commissioner's Office (123) Support services provided by the Commissioner's Office	3.2	4.6	4.6

Line Item Detail (1676)
Department of Revenue
Commodities

Component: Unclaimed Property (2938)

Line Number	Line Name		FY2020 Actuals	FY2021 Management Plan	FY2022 Governor
4000	Commodities		6.6	7.7	7.7
Object Class	Servicing Agency	Explanation	FY2020 Actuals	FY2021 Management Plan	FY2022 Governor
		4000 Commodities Detail Totals	6.6	7.7	7.7
4000	Business	Business supplies including book and educational equipment and furniture; office supplies; desktop computers, printers and IT equipment less than \$5,000 per item; and subscriptions including electronic access to information	6.6	7.7	7.7

Revenue Detail (1681)
Department of Revenue

Component: Unclaimed Property (2938)

Revenue Type (OMB Fund Code) Revenue Source	Component	Comment	FY2020 Actuals	FY2021 Management Plan	FY2022 Governor
5005 GF/Prgm (1005 GF/Prgm)			419.6	682.0	683.4
5120 Program Receipts - Other Revenue		Program receipts are received from the Unclaimed Property Trust to support the operation of the Unclaimed Property Program. All funds received as unclaimed property are deposited into the Unclaimed Property Trust account in the general fund. Amounts received from property holders exceed refunds to owners because not all unclaimed property owners are located. A minimum balance is maintained in the trust account and excess funds are periodically transferred to the general fund. This program was transferred to its own component in FY2010.	419.6	682.0	683.4

Inter-Agency Services (1682)
Department of Revenue

Component: Unclaimed Property (2938)

				FY2020 Actuals	FY2021 Management Plan	FY2022 Governor
Component Totals				60.1	101.8	101.8
With Department of Administration				46.1	72.6	72.6
With Department of Revenue				14.0	29.2	29.2
Object Class	Servicing Agency	Explanation	FY2020 Actuals	FY2021 Management Plan	FY2022 Governor	
3017	Inter-Agency Information Technology Non-Telecommunications	Admin - Department-wide Office of Information Technology (OIT) core services	9.3	8.5	8.5	
3017	Inter-Agency Information Technology Non-Telecommunications	Admin - Department-wide OIT Licensing (SQL Rates)	2.2	6.0	6.0	
3017	Inter-Agency Information Technology Non-Telecommunications	Admin - Department-wide OIT Server Hosting & Storage	4.1	7.0	7.0	
3018	Inter-Agency Information Technology Telecommunications	Admin - Department-wide Office of Information Technology (OIT) telecommunications services	2.2	6.5	6.5	
3021	Inter-Agency Mail	Admin - Department-wide Central mailroom services including pickup and delivery of mail, postage, and mailing of state warrants	1.5	6.0	6.0	
3022	Inter-Agency Human Resources	Admin - Department-wide Human resource and payroll services provided by the Division of Personnel	2.1	3.5	3.5	
3023	Inter-Agency Building Leases	Admin - Department-wide Cost of space in state-owned facilities and private leases	15.6	21.0	21.0	
3026	Inter-Agency Insurance	Admin - Department-wide Risk Management	0.1	0.1	0.1	
3027	Inter-Agency Financial	Admin - Department-wide Division of Finance chargeback for IRIS FIN, HRM, and ALDER	9.0	14.0	14.0	
3038	Inter-Agency Management/Consulting	Rev - Administrative Services (125) Support services provided by the Administrative Services Division, including IT, fiscal, budget, contract management, procurement, and legislative support	10.8	24.6	24.6	
3038	Inter-Agency Management/Consulting	Rev - Commissioner's Office (123) Support services provided by the Commissioner's Office	3.2	4.6	4.6	

Personal Services Expenditure Detail
Department of Revenue

Scenario: FY2022 Governor (17280)
Component: Unclaimed Property (2938)
RDU: Taxation and Treasury (510)

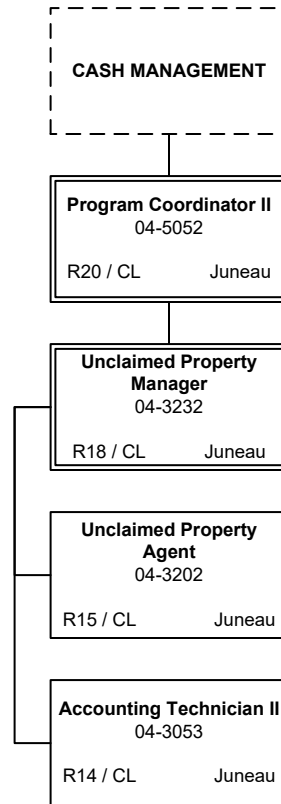
PCN	Job Class Title	Time Status	Retire Code	Barg Unit	Location	Salary Sched	Range / Step	Comp Months	Split / Count	Annual Salaries	COLA	Premium Pay	Annual Benefits	Total Costs	UGF Amount
04-3053	Accounting Technician II	FT	A	GP	Juneau	205	14B / C	12.0		49,647	666	0	35,784	86,097	0
04-3202	Unclaimed Property Agent	FT	A	GP	Juneau	205	15D / E	12.0		57,225	768	0	38,378	96,371	0
04-3232	Unclaimed Property Manager	FT	A	SS	Juneau	99	18Q	12.0		105,662	0	0	54,998	160,660	0
04-5052	Program Coordinator II	FT	A	SS	Juneau	205	20C / D	12.0		84,926	0	0	47,900	132,826	0
Total													Total Salary Costs:	297,460	
Positions													Total COLA:	1,434	
Full Time Positions:													Total Premium Pay:	0	
Part Time Positions:													Total Benefits:	177,060	
Non Permanent Positions:															
Positions in Component:													Total Pre-Vacancy:	475,954	
													Minus Vacancy Adjustment of 3.00%:	(14,279)	
													Total Post-Vacancy:	461,675	
Total Component Months: 48.0													Plus Lump Sum Premium Pay:	1,296	
													Personal Services Line 100:	462,971	

PCN Funding Sources:	Pre-Vacancy	Post-Vacancy	Percent
1005 General Fund/Program Receipts	475,954	461,675	100.00%
Total PCN Funding:	475,954	461,675	100.00%

Lump Sum Funding Sources:	Amount	Percent
1005 General Fund/Program Receipts	1,296	100.00%
Total Lump Sum Funding:	1,296	100.00%

Note: If a position is split, an asterisk (*) will appear in the Split/Count column. If the split position is also counted in the component, two asterisks (**) will appear in this column. [No valid job title] appearing in the Job Class Title indicates that the PCN has an invalid class code or invalid range for the class code effective date of this scenario.

Department of Revenue
Unclaimed Property (2938)
RDU: Taxation and Treasury (510)
FY2022 Governor's Budget
Position Totals: 4 PFT



State of Alaska FY2022 Governor's Operating Budget

Department of Revenue Alaska Retirement Management Board Component Budget Summary

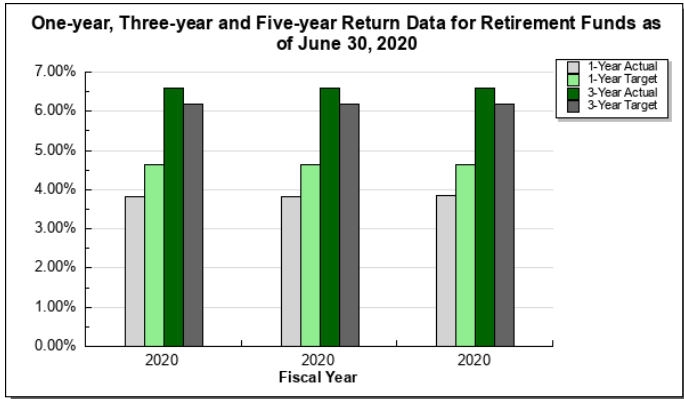
Component: Alaska Retirement Management Board

Contribution to Department's Mission

The mission of the Alaska Retirement Management Board is to manage the state's retirement and benefit plan funds.

Results

(Additional performance information is available on the web at <https://omb.alaska.gov/results>.)



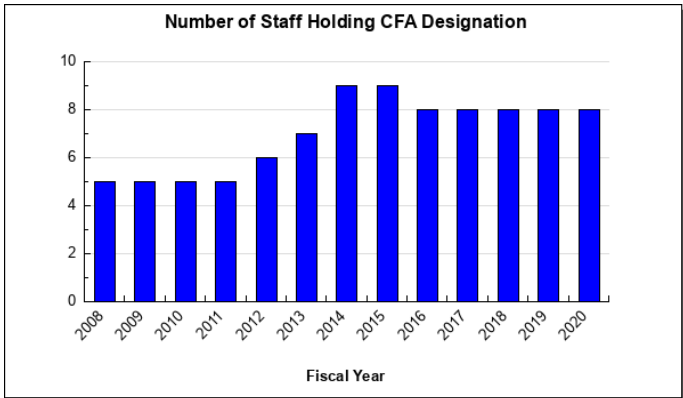
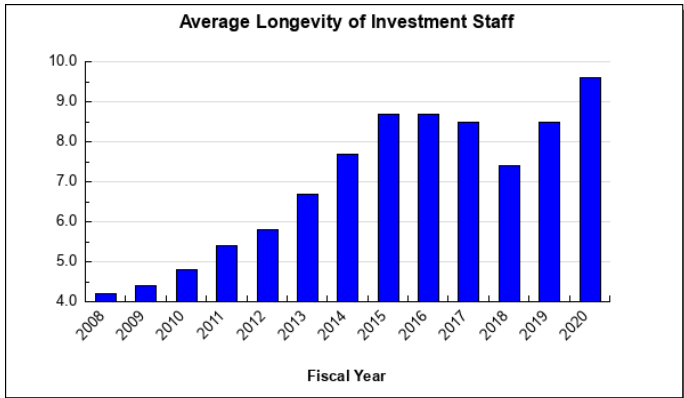
Core Services

- Manage the investment of ARMB funds.

Measures by Core Service

(Additional performance information is available on the web at <https://omb.alaska.gov/results>.)

1. Manage the investment of ARMB funds.



Major Component Accomplishments in 2020

- 3-year and 5-year gross returns for the Public Employees' Retirement System (PERS) and Teachers' Retirement System (TRS) defined benefit plans exceeded benchmark returns despite the 1-year returns lagging their targets.
- Decreased the Alaska Retirement Management Board (ARMB) investment management fees by \$30 million to \$69.6 million from FY2019 to FY2020 as a result of simplifying the external management structure.

- Changed new equity mandates to be managed in-house, contributing to the overall decrease in management fees paid to external investment managers.
- Used technology to capture data, perform analysis and report on investment data of alternative assets, resulting in the decrease of one investment officer in FY2020.
- Continued to improve ARMB investment options for defined contribution retirement plan participants.
- Aligned the portfolio return objective with the time horizon of liabilities as part of the developing the target asset allocations for the plans.

Key Component Challenges

- Managing investment risk during times of market volatility.
- Achieving actuarial rate of return or greater over long periods of time.
- Evaluating asset allocation and new investment opportunities for both defined benefit and defined contribution plans.

Significant Changes in Results to be Delivered in FY2022

No changes in results delivered.

Statutory and Regulatory Authority

AS 37.10.210-390 Alaska Retirement Management Board

Contact Information
<p>Contact: Brian Fechter, Director, Administrative Services Phone: (907) 269-1034 E-mail: brian.fechter@alaska.gov</p>

Component Detail All Funds
Department of Revenue

Component: Alaska Retirement Management Board (2813)
RDU: Taxation and Treasury (510)

Non-Formula Component

	FY2020 Actuals	FY2021 Conference Committee	FY2021 Authorized	FY2021 Management Plan	FY2022 Governor	FY2021 Management Plan vs FY2022 Governor	
71000 Personal Services	46.5	86.2	86.2	86.2	86.2	0.0	0.0%
72000 Travel	25.9	134.1	134.1	134.1	134.1	0.0	0.0%
73000 Services	8,125.4	9,686.4	9,686.4	9,686.4	9,686.4	0.0	0.0%
74000 Commodities	164.1	32.5	32.5	32.5	32.5	0.0	0.0%
75000 Capital Outlay	0.0	0.0	0.0	0.0	0.0	0.0	0.0%
77000 Grants, Benefits	0.0	0.0	0.0	0.0	0.0	0.0	0.0%
78000 Miscellaneous	0.0	0.0	0.0	0.0	0.0	0.0	0.0%
Totals	8,361.9	9,939.2	9,939.2	9,939.2	9,939.2	0.0	0.0%
Fund Sources:							
1017 Ben Sys (Other)	3,924.9	5,155.6	5,155.6	5,155.6	5,155.6	0.0	0.0%
1029 P/E Retire (Other)	2,806.9	2,962.0	2,962.0	2,962.0	2,962.0	0.0	0.0%
1034 Teach Ret (Other)	1,576.3	1,680.0	1,680.0	1,680.0	1,680.0	0.0	0.0%
1042 Jud Retire (Other)	43.3	51.1	51.1	51.1	51.1	0.0	0.0%
1045 Nat Guard (Other)	10.5	90.5	90.5	90.5	90.5	0.0	0.0%
Unrestricted General (UGF)	0.0	0.0	0.0	0.0	0.0	0.0	0.0%
Designated General (DGF)	0.0	0.0	0.0	0.0	0.0	0.0	0.0%
Other Funds	8,361.9	9,939.2	9,939.2	9,939.2	9,939.2	0.0	0.0%
Federal Funds	0.0	0.0	0.0	0.0	0.0	0.0	0.0%
Positions:							
Permanent Full Time	0	0	0	0	0	0	0.0%
Permanent Part Time	0	0	0	0	0	0	0.0%
Non Permanent	0	0	0	0	0	0	0.0%

Change Record Detail - Multiple Scenarios with Descriptions
Department of Revenue

Component: Alaska Retirement Management Board (2813)
RDU: Taxation and Treasury (510)

Scenario/Change Record Title	Trans Type	Totals	Personal Services	Travel	Services	Commodities	Capital Outlay	Grants, Benefits	Miscellaneous	Positions		NP
										PFT	PPT	
***** Changes From FY2021 Conference Committee To FY2021 Authorized *****												
Conference Committee												
ConfCom		9,939.2	86.2	134.1	9,686.4	32.5	0.0	0.0	0.0	0	0	0
1017 Ben Sys		5,155.6										
1029 P/E Retire		2,962.0										
1034 Teach Ret		1,680.0										
1042 Jud Retire		51.1										
1045 Nat Guard		90.5										
Subtotal		9,939.2	86.2	134.1	9,686.4	32.5	0.0	0.0	0.0	0	0	0
***** Changes From FY2021 Management Plan To FY2022 Governor *****												
Totals		9,939.2	86.2	134.1	9,686.4	32.5	0.0	0.0	0.0	0	0	0

Line Item Detail (1676)
Department of Revenue
Travel

Component: Alaska Retirement Management Board (2813)

Line Number	Line Name		FY2020 Actuals	FY2021 Management Plan	FY2022 Governor
2000	Travel		25.9	134.1	134.1
Object Class	Servicing Agency	Explanation	FY2020 Actuals	FY2021 Management Plan	FY2022 Governor
2000 Travel Detail Totals			25.9	134.1	134.1
2000	In-State Employee Travel	Airfare, lodging, surface transportation, reimbursable travel costs, meals and incidentals	6.6	31.2	31.2
2001	In-State Non-Employee Travel	Airfare, lodging, surface transportation, reimbursable travel costs, meals and incidentals	4.8	12.7	12.7
2002	Out of State Employee Travel	Airfare, lodging, surface transportation, reimbursable travel costs, meals and incidentals	14.3	67.5	67.5
2003	Out of State Non-Employee Travel	Airfare, lodging, surface transportation, reimbursable travel costs, meals and incidentals	0.0	22.1	22.1
2005	Moving Costs	Employee moving costs	0.2	0.6	0.6

Line Item Detail (1676)
Department of Revenue
Services

Component: Alaska Retirement Management Board (2813)

Line Number	Line Name		FY2020 Actuals	FY2021 Management Plan	FY2022 Governor
3000	Services		8,125.4	9,686.4	9,686.4
Object Class	Servicing Agency	Explanation	FY2020 Actuals	FY2021 Management Plan	FY2022 Governor
3000 Services Detail Totals			8,125.4	9,686.4	9,686.4
3000	Education Services	Training, educational conferences, agency memberships, tuition, books and fees for work-related courses	14.1	26.0	26.0
3001	Financial Services	Accounting, auditing, and management/consulting services	258.0	745.9	745.9
3002	Legal and Judicial Services	Transcription services	24.5	32.0	32.0
3003	Information Technology	IT training, consulting, software licensing, software maintenance, and IT equipment leases	1,059.5	1,096.7	1,096.7
3004	Telecommunications	Local, long distance, cellular, television, data/network telecommunications equipment charges	29.2	31.0	31.0
3006	Delivery Services	Freight, courier services, and postage	1.6	3.5	3.5
3007	Advertising and Promotions	Legal notices for regulations and public hearings	1.7	1.8	1.8
3008	Utilities	Records and confidential material disposal	0.1	1.2	1.2
3009	Structure/Infrastructure/Land	Infrastructure maintenance and repairs, rentals, and leases	6.1	11.0	11.0
3010	Equipment/Machinery	Office furniture and equipment repairs, maintenance, rentals and leases	4.0	26.5	26.5
3011	Other Services	Professional management and consulting services; printing and	0.6	2.2	2.2

Line Item Detail (1676)
Department of Revenue
Services

Component: Alaska Retirement Management Board (2813)

Object Class		Servicing Agency	Explanation	FY2020 Actuals	FY2021 Management Plan	FY2022 Governor
			3000 Services Detail Totals	8,125.4	9,686.4	9,686.4
			copying services			
3017	Inter-Agency Information Technology Non-Telecommunications	Admin - Department-wide	Office of Information Technology (OIT) core services	101.8	99.0	0.0
3017	Inter-Agency Information Technology Non-Telecommunications	Admin - Department-wide	OIT Licensing (SQL Rates)	2.8	7.0	7.0
3017	Inter-Agency Information Technology Non-Telecommunications	Admin - Department-wide	OIT Server Hosting & Storage	8.0	12.0	12.0
3018	Inter-Agency Information Technology Telecommunications	Admin - Department-wide	Office of Information Technology (OIT) telecommunications services	8.9	17.0	17.0
3020	Inter-Agency Building Maintenance	Admin - Department-wide	Building maintenance performed by Shared Services of Alaska	0.0	3.0	3.0
3021	Inter-Agency Mail	Admin - Department-wide	Central mailroom services including pickup and delivery of mail, postage, and mailing of state warrants	1.5	1.5	1.5
3022	Inter-Agency Human Resources	Admin - Department-wide	Human resource and payroll services provided by the Division of Personnel	23.0	20.0	0.0
3023	Inter-Agency Building Leases	Admin - Department-wide	Cost of space in state-owned facilities and private leases	150.7	160.0	160.0
3024	Inter-Agency Legal	Law - Department-wide	ARMB Legal Services	92.8	124.0	124.0
3024	Inter-Agency Legal	Law - Department-wide	ARMB Litigation Legal Services	7.5	20.0	20.0
3024	Inter-Agency Legal	Law - Department-wide	ARMB Outside Legal Counsel	0.2	1.0	1.0
3026	Inter-Agency Insurance	Admin - Department-wide	Risk Management	0.6	0.9	0.9
3027	Inter-Agency Financial	Admin - Department-wide	Division of Finance chargeback for IRIS FIN, HRM, and ALDER	36.6	35.0	35.0
3028	Inter-Agency Americans with Disabilities Act Compliance	Admin - Department-wide	ADA compliance	0.2	0.1	0.1
3029	Inter-Agency Education/Training	Admin - Department-wide	Training provided by state agencies – Shared Services of Alaska and Division of Finance training for procurement and ALDER reporting	0.0	0.4	0.4

Line Item Detail (1676)
Department of Revenue
Services

Component: Alaska Retirement Management Board (2813)

Object Class		Servicing Agency	Explanation	FY2020 Actuals	FY2021 Management Plan	FY2022 Governor
3000 Services Detail Totals				8,125.4	9,686.4	9,686.4
3031	Inter-Agency Construction	Admin - Department-wide	Construction work provided by Division of General Services	0.0	1.0	1.0
3038	Inter-Agency Management/Consulting	Admin - Department-wide	Investment auditing and consulting services provided by Retirement & Benefits	96.0	98.0	98.0
3038	Inter-Agency Management/Consulting	Rev - Administrative Services (125)	Support services provided by the Administrative Services Division, including IT, fiscal, budget, contract management, procurement, and legislative support	110.9	400.0	400.0
3038	Inter-Agency Management/Consulting	Rev - Commissioner's Office (123)	Support services provided by the Commissioner's Office	0.0	40.0	40.0
3038	Inter-Agency Management/Consulting	Rev - Treasury Division (121)	Staffing provided by the Treasury Division	5,981.0	6,538.7	6,657.7
3038	Inter-Agency Management/Consulting	Admin - Department-wide	Actuarial Services	103.5	130.0	130.0

Line Item Detail (1676)
Department of Revenue
Commodities

Component: Alaska Retirement Management Board (2813)

Line Number	Line Name		FY2020 Actuals	FY2021 Management Plan	FY2022 Governor
4000	Commodities		164.1	32.5	32.5
Object Class	Servicing Agency	Explanation	FY2020 Actuals	FY2021 Management Plan	FY2022 Governor
4000 Commodities Detail Totals			164.1	32.5	32.5
4000	Business	Business supplies including book and educational equipment and furniture; office supplies; desktop computers, printers and IT equipment less than \$5,000 per item; and subscriptions including electronic access to information	163.8	31.5	31.5
4002	Household/Institutional	Institutional supplies	0.3	1.0	1.0

Inter-Agency Services (1682)
Department of Revenue

Component: Alaska Retirement Management Board (2813)

				FY2020 Actuals	FY2021 Management Plan	FY2022 Governor
Component Totals				6,726.0	7,708.6	7,708.6
With Department of Administration				533.6	584.9	465.9
With Department of Law				100.5	145.0	145.0
With Department of Revenue				6,091.9	6,978.7	7,097.7
Object Class	Servicing Agency	Explanation	FY2020 Actuals	FY2021 Management Plan	FY2022 Governor	
3017	Inter-Agency Information Technology Non-Telecommunications	Admin - Department-wide Office of Information Technology (OIT) core services	101.8	99.0	0.0	
3017	Inter-Agency Information Technology Non-Telecommunications	Admin - Department-wide OIT Licensing (SQL Rates)	2.8	7.0	7.0	
3017	Inter-Agency Information Technology Non-Telecommunications	Admin - Department-wide OIT Server Hosting & Storage	8.0	12.0	12.0	
3018	Inter-Agency Information Technology Telecommunications	Admin - Department-wide Office of Information Technology (OIT) telecommunications services	8.9	17.0	17.0	
3020	Inter-Agency Building Maintenance	Admin - Department-wide Building maintenance performed by Shared Services of Alaska	0.0	3.0	3.0	
3021	Inter-Agency Mail	Admin - Department-wide Central mailroom services including pickup and delivery of mail, postage, and mailing of state warrants	1.5	1.5	1.5	
3022	Inter-Agency Human Resources	Admin - Department-wide Human resource and payroll services provided by the Division of Personnel	23.0	20.0	0.0	
3023	Inter-Agency Building Leases	Admin - Department-wide Cost of space in state-owned facilities and private leases	150.7	160.0	160.0	
3024	Inter-Agency Legal	Law - Department-wide ARMB Legal Services	92.8	124.0	124.0	
3024	Inter-Agency Legal	Law - Department-wide ARMB Litigation Legal Services	7.5	20.0	20.0	
3024	Inter-Agency Legal	Law - Department-wide ARMB Outside Legal Counsel	0.2	1.0	1.0	
3026	Inter-Agency Insurance	Admin - Department-wide Risk Management	0.6	0.9	0.9	
3027	Inter-Agency Financial	Admin - Department-wide Division of Finance chargeback for IRIS FIN, HRM, and ALDER	36.6	35.0	35.0	
3028	Inter-Agency Americans with	Admin - Department-wide ADA compliance	0.2	0.1	0.1	

Inter-Agency Services (1682)
Department of Revenue

Component: Alaska Retirement Management Board (2813)

Object Class	Servicing Agency	Explanation	FY2020 Actuals	FY2021 Management Plan	FY2022 Governor
	Disabilities Act Compliance				
3029	Inter-Agency Education/Training	Admin - Department-wide	0.0	0.4	0.4
		Training provided by state agencies – Shared Services of Alaska and Division of Finance training for procurement and ALDER reporting			
3031	Inter-Agency Construction	Admin - Department-wide	0.0	1.0	1.0
		Construction work provided by Division of General Services			
3038	Inter-Agency Management/Consulting	Admin - Department-wide	96.0	98.0	98.0
		Investment auditing and consulting services provided by Retirement & Benefits			
3038	Inter-Agency Management/Consulting	Rev - Administrative Services (125)	110.9	400.0	400.0
		Support services provided by the Administrative Services Division, including IT, fiscal, budget, contract management, procurement, and legislative support			
3038	Inter-Agency Management/Consulting	Rev - Commissioner's Office (123)	0.0	40.0	40.0
		Support services provided by the Commissioner's Office			
3038	Inter-Agency Management/Consulting	Rev - Treasury Division (121)	5,981.0	6,538.7	6,657.7
		Staffing provided by the Treasury Division			
3038	Inter-Agency Management/Consulting	Admin - Department-wide	103.5	130.0	130.0
		Actuarial Services			

**State of Alaska
FY2022 Governor's Operating Budget**

**Department of Revenue
Alaska Retirement Management Board Custody and
Management Fees
Component Budget Summary**

Component: Alaska Retirement Management Board Custody and Management Fees

Contribution to Department's Mission

Please see Alaska Retirement Management Board component.

Core Services

- Please see Alaska Retirement Management Board component.

Major Component Accomplishments in 2020

Please see Alaska Retirement Management Board component.

Key Component Challenges

Please see Alaska Retirement Management Board component.

Significant Changes in Results to be Delivered in FY2022

Please see Alaska Retirement Management Board component.

Statutory and Regulatory Authority

AS 37.10.210-390 Alaska Retirement Management Board

Contact Information

Contact: Brian Fechter, Director, Administrative Services
Phone: (907) 269-1034
E-mail: brian.fechter@alaska.gov

Component Detail All Funds
Department of Revenue

Component: Alaska Retirement Management Board Custody and Management Fees (2812)
RDU: Taxation and Treasury (510)

Non-Formula Component

	FY2020 Actuals	FY2021 Conference Committee	FY2021 Authorized	FY2021 Management Plan	FY2022 Governor	FY2021 Management Plan vs FY2022 Governor	
71000 Personal Services	0.0	0.0	0.0	0.0	0.0	0.0	0.0%
72000 Travel	0.0	0.0	0.0	0.0	0.0	0.0	0.0%
73000 Services	25,796.9	45,000.0	45,000.0	45,000.0	35,000.0	-10,000.0	-22.2%
74000 Commodities	0.0	0.0	0.0	0.0	0.0	0.0	0.0%
75000 Capital Outlay	0.0	0.0	0.0	0.0	0.0	0.0	0.0%
77000 Grants, Benefits	0.0	0.0	0.0	0.0	0.0	0.0	0.0%
78000 Miscellaneous	0.0	0.0	0.0	0.0	0.0	0.0	0.0%
Totals	25,796.9	45,000.0	45,000.0	45,000.0	35,000.0	-10,000.0	-22.2%
Fund Sources:							
1017 Ben Sys (Other)	11,252.5	21,394.6	21,394.6	21,394.6	16,606.4	-4,788.2	-22.4%
1029 P/E Retire (Other)	9,080.3	16,089.3	16,089.3	16,089.3	12,480.7	-3,608.6	-22.4%
1034 Teach Ret (Other)	5,253.0	7,095.1	7,095.1	7,095.1	5,491.9	-1,603.2	-22.6%
1042 Jud Retire (Other)	176.3	275.9	275.9	275.9	275.9	0.0	0.0%
1045 Nat Guard (Other)	34.8	145.1	145.1	145.1	145.1	0.0	0.0%
Unrestricted General (UGF)	0.0	0.0	0.0	0.0	0.0	0.0	0.0%
Designated General (DGF)	0.0	0.0	0.0	0.0	0.0	0.0	0.0%
Other Funds	25,796.9	45,000.0	45,000.0	45,000.0	35,000.0	-10,000.0	-22.2%
Federal Funds	0.0	0.0	0.0	0.0	0.0	0.0	0.0%
Positions:							
Permanent Full Time	0	0	0	0	0	0	0.0%
Permanent Part Time	0	0	0	0	0	0	0.0%
Non Permanent	0	0	0	0	0	0	0.0%

Change Record Detail - Multiple Scenarios with Descriptions
Department of Revenue

Component: Alaska Retirement Management Board Custody and Management Fees (2812)
RDU: Taxation and Treasury (510)

Scenario/Change Record Title	Trans Type	Totals	Personal Services	Travel	Services	Commodities	Capital Outlay	Grants, Benefits	Miscellaneous	Positions		NP
										PFT	PPT	
***** Changes From FY2021 Conference Committee To FY2021 Authorized *****												
Conference Committee												
	ConfCom	45,000.0	0.0	0.0	45,000.0	0.0	0.0	0.0	0.0	0	0	0
1017 Ben Sys		21,394.6										
1029 P/E Retire		16,089.3										
1034 Teach Ret		7,095.1										
1042 Jud Retire		275.9										
1045 Nat Guard		145.1										
Subtotal		45,000.0	0.0	0.0	45,000.0	0.0	0.0	0.0	0.0	0	0	0
***** Changes From FY2021 Management Plan To FY2022 Governor *****												
Reduce Authority for Management Fee Savings												
	Dec	-10,000.0	0.0	0.0	-10,000.0	0.0	0.0	0.0	0.0	0	0	0
1017 Ben Sys		-4,788.2										
1029 P/E Retire		-3,608.6										
1034 Teach Ret		-1,603.2										
Reduce authority to align with anticipated expenditures based on reducing higher cost external investment management and increasing internal management of assets.												
Totals		35,000.0	0.0	0.0	35,000.0	0.0	0.0	0.0	0.0	0	0	0

Line Item Detail (1676)
Department of Revenue
Services

Component: Alaska Retirement Management Board Custody and Management Fees (2812)

Line Number	Line Name		FY2020 Actuals	FY2021 Management Plan	FY2022 Governor
3000	Services		25,796.9	45,000.0	35,000.0
Object Class	Servicing Agency	Explanation	FY2020 Actuals	FY2021 Management Plan	FY2022 Governor
		3000 Services Detail Totals	25,796.9	45,000.0	35,000.0
3001	Financial Services	Custodian and manager fees	25,796.9	45,000.0	35,000.0

State of Alaska FY2022 Governor's Operating Budget

Department of Revenue Permanent Fund Dividend Division Component Budget Summary

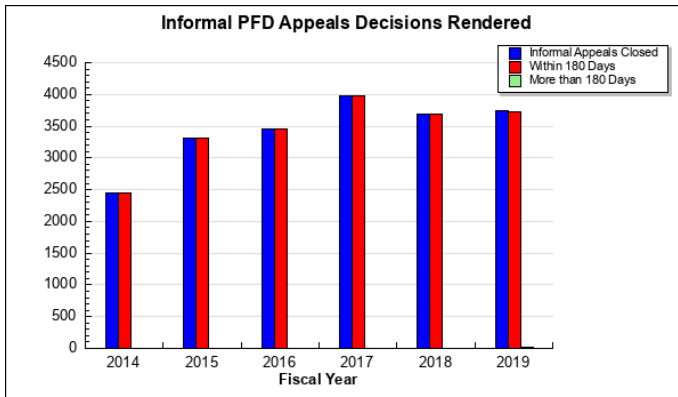
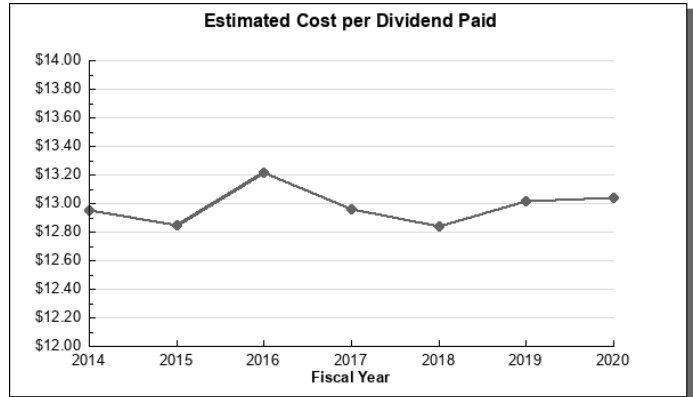
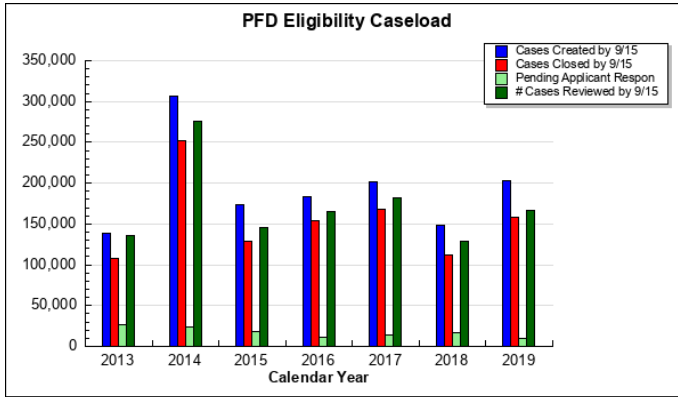
Component: Permanent Fund Dividend Division

Contribution to Department's Mission

The mission of the Permanent Fund Dividend Division is timely payment of dividends to eligible Alaskans.

Results

(Additional performance information is available on the web at <https://omb.alaska.gov/results>.)



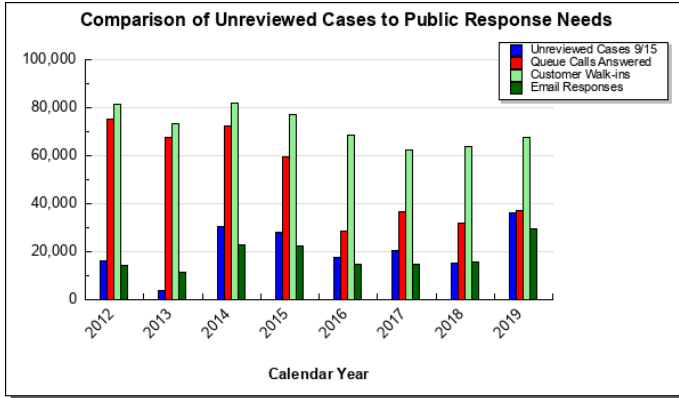
Core Services

- Gather and analyze workforce statistics to improve the allocation of resources between public response and eligibility case work
- Increase use of online application and support services to improve customer response time and reduce manual processes
- Reduce mailed requests for information by increasing in-person contact
- Increase effectiveness of eligibility staff

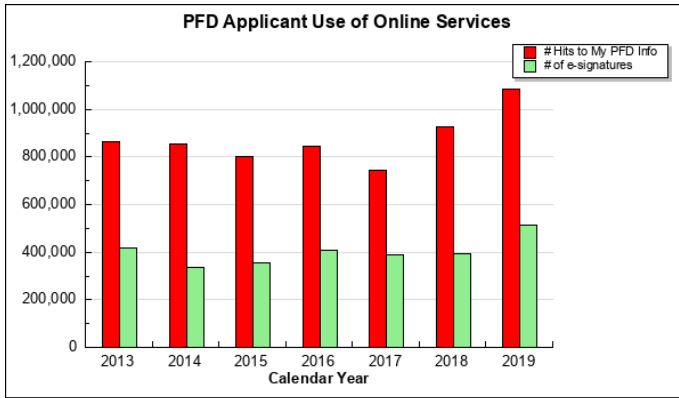
Measures by Core Service

(Additional performance information is available on the web at <https://omb.alaska.gov/results>.)

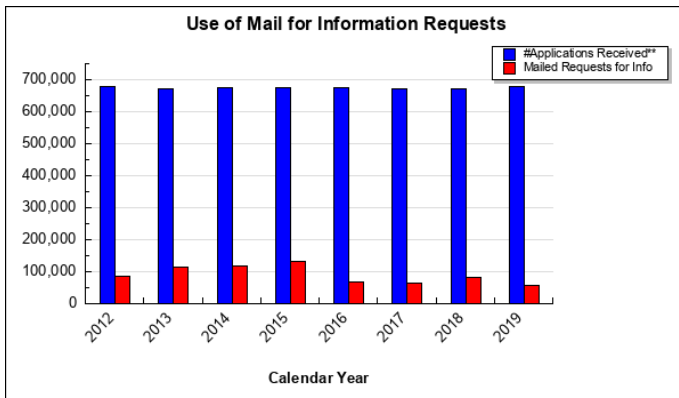
1. Gather and analyze workforce statistics to improve the allocation of resources between public response and eligibility case work



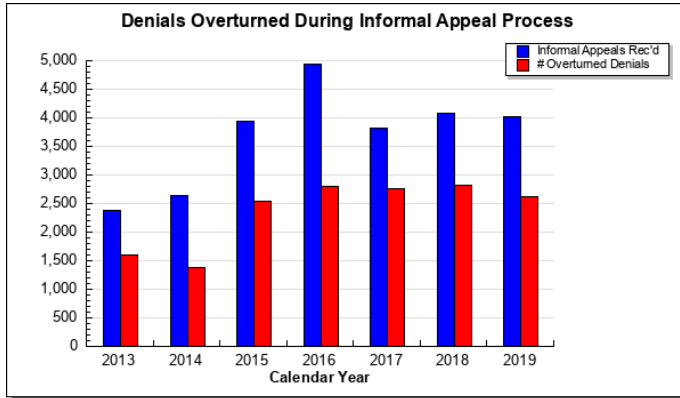
2. Increase use of online application and support services to improve customer response time and reduce manual processes



3. Reduce mailed requests for information by increasing in-person contact



4. Increase effectiveness of eligibility staff



Major Component Accomplishments in 2020

- The division was able to pay the normal October payment in July, with only 8 weeks of notice. This was a huge undertaking for the division, as typically we are in the thick of eligibility determinations during that time. With the assistance of temp staff to assist with the increased public contact, our trained eligibility technicians were able to focus on determining Alaskans. We also pulled staff from other sections, who were trained in eligibility, to assist.
- Paper applications reduced by roughly 40,000. In 2019, 16% of all applications submitted were paper. In 2020, we were able to reduce that down to 10%. This allows the division to work more efficiently in eligibility determinations, using less resources for data entry.
- The division has been working hard to rebuild a legacy software that is truly the “heart” of what we do. The Dividend Application Information System (DAIS) is responsible for holding Alaskans’ information, managing garnishments and payments, feeding information to the Revenue Permanent Fund Information System used by outside agencies, and providing a tracking and management system for the division. Rebuilding this has been no easy task. With the help of our contractor, we are one year in to a three year project. In the first year, we have nearly completed the eligibility portion of this software, which is the largest and most complicated.
- We have procured a scanning software that will eliminate data entry for the division. This software utilizes optical character recognition (OCR) technology to read handwriting and various codes on applications in order to enter them into the division software. We are excited to get this fully up and running for the 2021 filing season. This should expedite the initial processing of paper applications for Alaskans.

Key Component Challenges

- The division continues to remain as flexible as possible in order to meet the needs of the State. In that, however, there are projects that have taken a back seat. In the upcoming year, we hope to procure a new phone system, ensure the successful execution of Ilinx (the OCR technology), and continue to improve upon the telework culture that we have committed to. Our programming team will also continue working on the database rewrite, which will include many of our internal managers.

Significant Changes in Results to be Delivered in FY2022

No changes in results delivered.

Statutory and Regulatory Authority

AS 43.23 Permanent Fund Dividends

15 AAC 23 Alaska Permanent Fund Dividends

Contact Information

Contact: Brian Fechter, Director, Administrative Services

Phone: (907) 269-1034

E-mail: brian.fechter@alaska.gov

Permanent Fund Dividend Division Personal Services Information				
Authorized Positions			Personal Services Costs	
	<u>FY2021</u> <u>Management</u> <u>Plan</u>	<u>FY2022</u> <u>Governor</u>		
Full-time	65	64	Annual Salaries	3,851,354
Part-time	0	0	COLA	36,930
Nonpermanent	0	0	Premium Pay	0
			Annual Benefits	2,521,274
			<i>Less 6.28% Vacancy Factor</i>	(402,686)
			Lump Sum Premium Pay	1,728
Totals	65	64	Total Personal Services	6,008,600

Position Classification Summary					
Job Class Title	Anchorage	Fairbanks	Juneau	Others	Total
Accountant III	0	0	1	0	1
Accounting Technician I	0	0	1	0	1
Accounting Technician II	0	0	1	0	1
Administrative Officer I	0	0	1	0	1
Analyst/Programmer II	0	0	1	0	1
Analyst/Programmer III	0	0	2	0	2
Analyst/Programmer IV	3	0	0	0	3
Analyst/Programmer V	0	0	1	0	1
Data Processing Manager I	0	0	1	0	1
Data Processing Manager II	0	0	1	0	1
Division Director - Px	0	0	1	0	1
Microfilm/Imaging Operator II	0	0	1	0	1
Office Assistant II	0	0	3	0	3
Office Assistant III	0	0	2	0	2
PFD Manager	0	0	1	0	1
PFD Specialist I	1	1	6	0	8
PFD Specialist II	0	0	2	0	2
PFD Technician I	1	1	1	0	3
PFD Technician II	6	3	12	0	21
PFD Technician III	2	1	6	0	9
Totals	13	6	45	0	64

Component Detail All Funds
Department of Revenue

Component: Permanent Fund Dividend Division (981)
RDU: Taxation and Treasury (510)

Non-Formula Component

	FY2020 Actuals	FY2021 Conference Committee	FY2021 Authorized	FY2021 Management Plan	FY2022 Governor	FY2021 Management Plan vs FY2022 Governor	
71000 Personal Services	6,418.9	6,249.0	6,249.0	6,051.4	6,008.6	-42.8	-0.7%
72000 Travel	4.3	18.1	18.1	18.1	18.1	0.0	0.0%
73000 Services	2,419.8	1,913.1	1,913.1	2,110.7	2,110.7	0.0	0.0%
74000 Commodities	45.6	69.2	69.2	69.2	69.2	0.0	0.0%
75000 Capital Outlay	0.0	0.0	0.0	0.0	0.0	0.0	0.0%
77000 Grants, Benefits	0.0	0.0	0.0	0.0	0.0	0.0	0.0%
78000 Miscellaneous	0.0	0.0	0.0	0.0	0.0	0.0	0.0%
Totals	8,888.6	8,249.4	8,249.4	8,249.4	8,206.6	-42.8	-0.5%
Fund Sources:							
1001 CBR Fund (UGF)	0.0	3.8	3.8	3.8	0.0	-3.8	-100.0%
1004 Gen Fund (UGF)	15.0	11.2	11.2	11.2	15.0	3.8	33.9%
1005 GF/Prgm (DGF)	375.6	376.3	376.3	376.3	377.1	0.8	0.2%
1007 I/A Rcpts (Other)	161.7	20.0	20.0	20.0	20.0	0.0	0.0%
1050 PFD Fund (Other)	8,336.3	7,838.1	7,838.1	7,838.1	7,794.5	-43.6	-0.6%
Unrestricted General (UGF)	15.0	15.0	15.0	15.0	15.0	0.0	0.0%
Designated General (DGF)	375.6	376.3	376.3	376.3	377.1	0.8	0.2%
Other Funds	8,498.0	7,858.1	7,858.1	7,858.1	7,814.5	-43.6	-0.6%
Federal Funds	0.0	0.0	0.0	0.0	0.0	0.0	0.0%
Positions:							
Permanent Full Time	67	67	67	65	64	-1	-1.5%
Permanent Part Time	6	0	0	0	0	0	0.0%
Non Permanent	0	0	0	0	0	0	0.0%

Change Record Detail - Multiple Scenarios with Descriptions
Department of Revenue

Component: Permanent Fund Dividend Division (981)
RDU: Taxation and Treasury (510)

Scenario/Change Record Title	Trans Type	Totals	Personal Services	Travel	Services	Commodities	Capital Outlay	Grants, Benefits	Miscellaneous	Positions		NP
										PFT	PPT	
***** Changes From FY2021 Conference Committee To FY2021 Authorized *****												
Conference Committee												
	ConfCom	8,249.4	6,249.0	18.1	1,913.1	69.2	0.0	0.0	0.0	67	0	0
1001 CBR Fund		3.8										
1004 Gen Fund		11.2										
1005 GF/Prgm		376.3										
1007 I/A Rcpts		20.0										
1050 PFD Fund		7,838.1										
Subtotal		8,249.4	6,249.0	18.1	1,913.1	69.2	0.0	0.0	0.0	67	0	0
***** Changes From FY2021 Authorized To FY2021 Management Plan *****												
Transfer Investigators (04-6101, 08-2078) to the Criminal Investigations Unit for Centralized Investigations												
	Trout	0.0	0.0	0.0	0.0	0.0	0.0	0.0	0.0	-2	0	0
Criminal investigation staff within the Tax and Permanent Fund Dividend divisions are centralized within the Criminal Investigative Unit (CIU) component. The CIU investigates fraud and other criminal activity relating to the programs within these divisions. Centralization of staff allows for the sharing of resources and the ability to assign staff where needed across programs.												
The following positions are transferred to the Criminal Investigations Unit:												
Full-Time Investigator III (04-6101), range 18, located in Anchorage												
Full-Time Investigator III (08-2078), range 18, located in Anchorage												
Align Authority for Criminal Investigations Unit Reimbursable Services Agreement												
	LIT	0.0	-197.6	0.0	197.6	0.0	0.0	0.0	0.0	0	0	0
Transfer authority from personal services to services for the Criminal Investigations Unit (CIU) reimbursable services agreement. Two Investigator positions are transferred from the Permanent Fund Dividend Division to the CIU in FY2021. This transfer aligns the authority to accommodate a change in cost from direct personal services to a contract.												
Subtotal		8,249.4	6,051.4	18.1	2,110.7	69.2	0.0	0.0	0.0	65	0	0
***** Changes From FY2021 Management Plan To FY2022 Governor *****												
Delete PFD Technician II (04-6036) Due to Operational Efficiencies and Reductions in Appeals Cases												
	Dec	-78.8	-78.8	0.0	0.0	0.0	0.0	0.0	0.0	-1	0	0
1050 PFD Fund		-78.8										
The Permanent Fund Dividend (PFD) Division's Appeals section implemented an expedited process to work lower-level appeal cases immediately, eliminating the need to process the fee, and allowing the section to overturn an appeal upon receipt of paperwork that the applicant owed the division. This, along with a reduction in appeal cases, allows the Appeals section to reduce one of the two technician positions.												

Change Record Detail - Multiple Scenarios with Descriptions
Department of Revenue

Component: Permanent Fund Dividend Division (981)
RDU: Taxation and Treasury (510)

Scenario/Change Record Title	Trans Type	Totals	Personal Services	Travel	Services	Commodities	Capital Outlay	Grants, Benefits	Miscellaneous	Positions		NP
										PFT	PPT	
Fund Source Adjustment of CBRF to UGF												
	FndChg	0.0	0.0	0.0	0.0	0.0	0.0	0.0	0.0	0	0	0
1001 CBR Fund		-3.8										
1004 Gen Fund		3.8										
Replace Constitutional Budget Reserve Fund (CBRF) used as a one-time funding mechanism in FY2021.												
FY2022 Salary Adjustments												
	SalAdj	36.0	36.0	0.0	0.0	0.0	0.0	0.0	0.0	0	0	0
1005 GF/Prgm		0.8										
1050 PFD Fund		35.2										
FY2022 1% COLA for ASEA/General Government (GG/GP/GY/GZ): \$36.0												
Totals		8,206.6	6,008.6	18.1	2,110.7	69.2	0.0	0.0	0.0	64	0	0

Line Item Detail (1676)
Department of Revenue
Travel

Component: Permanent Fund Dividend Division (981)

Line Number	Line Name		FY2020 Actuals	FY2021 Management Plan	FY2022 Governor
2000	Travel		4.3	18.1	18.1
Object Class	Servicing Agency	Explanation	FY2020 Actuals	FY2021 Management Plan	FY2022 Governor
2000 Travel Detail Totals			4.3	18.1	18.1
2000	In-State Employee Travel	Airfare, lodging, surface transportation, reimbursable travel costs, meals and incidentals	4.3	18.1	18.1

Line Item Detail (1676)
Department of Revenue
Services

Component: Permanent Fund Dividend Division (981)

Line Number	Line Name		FY2020 Actuals	FY2021 Management Plan	FY2022 Governor
3000	Services		2,419.8	2,110.7	2,110.7
Object Class	Servicing Agency	Explanation	FY2020 Actuals	FY2021 Management Plan	FY2022 Governor
3000 Services Detail Totals			2,419.8	2,110.7	2,110.7
3001	Financial Services	Merchant services fees for credit card payments and Permanent Fund Dividend monthly payments run	22.0	12.3	12.3
3003	Information Technology	Data Processing staff licenses, certificates, software services and Genesys Software licensing services for the Virtual Contact Center phone queue system	75.0	50.0	50.0
3003	Information Technology	Each year 7% of Pick.Click.Give donations are allocated towards the coordination of the program and paid to the Alaska Community Foundation whom manages and dispenses program funds	172.5	155.0	155.0
3003	Information Technology	Ilinx Advanced Capture Server and Production, one million pages per year, installation, setup, software assurance and roll-out	275.0	130.0	130.0
3004	Telecommunications	Local, long distance, cellular, television, data/network telecommunications equipment charges	18.3	17.1	17.1
3006	Delivery Services	Freight, courier services, and postage	12.0	10.0	10.0
3007	Advertising and Promotions	Yearly notices for the application of the Permanent Fund Dividend, associated charitable contribution and education programs	20.0	15.0	15.0

Line Item Detail (1676)
Department of Revenue
Services

Component: Permanent Fund Dividend Division (981)

Object Class	Servicing Agency	Explanation	FY2020 Actuals	FY2021 Management Plan	FY2022 Governor
3000 Services Detail Totals			2,419.8	2,110.7	2,110.7
3009	Structure/Infrastructure/Land	Infrastructure maintenance and repairs, rentals, and leases	6.5	5.8	5.8
3010	Equipment/Machinery	Office furniture and equipment repairs, maintenance, rentals and leases	14.5	9.0	9.0
3011	Other Services	Printed Application booklets and forms for the Permanent Fund Dividend	61.5	45.0	45.0
3017	Inter-Agency Information Technology Non-Telecommunications	Admin - Department-wide Office of Information Technology (OIT) core services	235.0	218.6	218.6
3017	Inter-Agency Information Technology Non-Telecommunications	Admin - Department-wide OIT Licenses (SQL Rates)	22.0	18.0	18.0
3017	Inter-Agency Information Technology Non-Telecommunications	Admin - Department-wide OIT Computer Services - MICS	15.0	13.2	13.2
3017	Inter-Agency Information Technology Non-Telecommunications	Admin - Department-wide OIT Server Hosting & Storage	75.0	50.0	50.0
3018	Inter-Agency Information Technology Telecommunications	Admin - Department-wide Office of Information Technology (OIT) telecommunications services	30.0	28.3	28.3
3021	Inter-Agency Mail	Admin - Department-wide Central mailroom services including pickup and delivery of mail, postage, and mailing of state warrants	172.0	30.0	30.0
3022	Inter-Agency Human Resources	Admin - Department-wide Human resource and payroll services provided by the Division of Personnel	52.0	40.2	40.2
3023	Inter-Agency Building Leases	Admin - Department-wide Permanent Fund Dividend Fairbanks Office location lease costs	45.0	44.0	44.0
3023	Inter-Agency Building Leases	Admin - Department-wide Facility rent for the State Office Building 11th floor, Linny Pacillo Parking Garage office space and parking spaces	299.3	299.3	299.3
3024	Inter-Agency Legal	Law - Department-wide Legal services provided by the Department of Law	75.0	40.0	40.0

Line Item Detail (1676)
Department of Revenue
Services

Component: Permanent Fund Dividend Division (981)

Object Class		Servicing Agency	Explanation	FY2020 Actuals	FY2021 Management Plan	FY2022 Governor
3000 Services Detail Totals				2,419.8	2,110.7	2,110.7
3024	Inter-Agency Legal	Law - Department-wide	Office of Special Prosecution in which Permanent Fund Dividend fraud is pursued legally and criminally	115.0	100.0	100.0
3026	Inter-Agency Insurance	Admin - Department-wide	Risk Management	1.5	2.0	2.0
3027	Inter-Agency Financial	Admin - Department-wide	Division of Finance chargeback for IRIS FIN, HRM, and ALDER	57.0	56.6	56.6
3028	Inter-Agency Americans with Disabilities Act Compliance	Admin - Department-wide	ADA compliance	0.6	0.5	0.5
3030	Inter-Agency Hearing/Mediation	Admin - Department-wide	Appeals hearing services in which denied applicants may appeal their Permanent Fund Dividend denial through the Office of Administrative Hearings	150.0	125.0	125.0
3038	Inter-Agency Management/Consulting	H&SS - Department-wide	Vital Statistics - birth/death master list	15.0	15.5	15.5
3038	Inter-Agency Management/Consulting	Labor - Department-wide	UI Virtual Contact Center this service is expected to discontinue and be supplanted with a different product in FY2022	25.5	12.5	12.5
3038	Inter-Agency Management/Consulting	Rev - Administrative Services (125)	Support services provided by the Administrative Services Division, including IT, fiscal, budget, contract management, procurement, and legislative support	180.0	175.0	175.0
3038	Inter-Agency Management/Consulting	Rev - Commissioner's Office (123)	Support services provided by the Commissioner's Office	73.6	87.8	87.8
3038	Inter-Agency Management/Consulting	Rev - Criminal Investigations Unit (2993)	Criminal Investigations related to Permanent Fund Dividend fraud	104.0	305.0	305.0

Line Item Detail (1676)
Department of Revenue
Commodities

Component: Permanent Fund Dividend Division (981)

Line Number	Line Name		FY2020 Actuals	FY2021 Management Plan	FY2022 Governor
4000	Commodities		45.6	69.2	69.2
Object Class	Servicing Agency	Explanation	FY2020 Actuals	FY2021 Management Plan	FY2022 Governor
4000 Commodities Detail Totals			45.6	69.2	69.2
4000	Business	Business supplies including book and educational equipment and furniture; office supplies; desktop computers, printers and IT equipment less than \$5,000 per item; and subscriptions including electronic access to information	43.8	68.7	68.7
4002	Household/Institutional	Institutional supplies	1.8	0.5	0.5

Revenue Detail (1681)
Department of Revenue

Component: Permanent Fund Dividend Division (981)

Revenue Type (OMB Fund Code) Revenue Source	Component	Comment	FY2020 Actuals	FY2021 Management Plan	FY2022 Governor
5005 GF/Prgm (1005 GF/Prgm)			375.6	376.3	377.1
5103 Program Receipts - Charges for Services		AS 43.23.062 (Chapter 41 SLA 2008) established the PFD Charitable Giving Program, initially funded by statutory designated program receipts from the Rasmuson Foundation. This initial phase of the program was replaced with General Fund/Program Receipts (CH 22, SLA 2010), which is collected from the fee charged to nonprofit applicants wishing to participate in the program. Program receipts also includes coordination fees to pay an agent or contractor for administering the contribution program under AS 43.23.062(m).	375.6	376.3	377.1
5007 I/A Rcpts (1007 I/A Rcpts)			161.7	20.0	20.0
5301 Inter-Agency Receipts	H&SS - Department-wide	Coronavirus Relief Funding related to overtime and payroll of short term non-permanent employees assisting with the early Permanent Fund Dividend payment.	141.7	0.0	0.0
5301 Inter-Agency Receipts	Univ - Department-wide	Budgeted RSA with University of Alaska for printing and administrative costs	20.0	20.0	20.0

Inter-Agency Services (1682)
Department of Revenue

Component: Permanent Fund Dividend Division (981)

				FY2020 Actuals	FY2021 Management Plan	FY2022 Governor
Component Totals				1,742.5	1,661.5	1,661.5
With Department of Administration				1,154.4	925.7	925.7
With Department of Law				190.0	140.0	140.0
With Department of Health and Social Services				15.0	15.5	15.5
With Department of Labor and Workforce Development				25.5	12.5	12.5
With Department of Revenue				357.6	567.8	567.8
Object Class	Servicing Agency	Explanation		FY2020 Actuals	FY2021 Management Plan	FY2022 Governor
3017	Inter-Agency Information Technology Non-Telecommunications	Admin - Department-wide Office of Information Technology (OIT) core services		235.0	218.6	218.6
3017	Inter-Agency Information Technology Non-Telecommunications	Admin - Department-wide OIT Licenses (SQL Rates)		22.0	18.0	18.0
3017	Inter-Agency Information Technology Non-Telecommunications	Admin - Department-wide OIT Computer Services - MICS		15.0	13.2	13.2
3017	Inter-Agency Information Technology Non-Telecommunications	Admin - Department-wide OIT Server Hosting & Storage		75.0	50.0	50.0
3018	Inter-Agency Information Technology Telecommunications	Admin - Department-wide Office of Information Technology (OIT) telecommunications services		30.0	28.3	28.3
3021	Inter-Agency Mail	Admin - Department-wide Central mailroom services including pickup and delivery of mail, postage, and mailing of state warrants		172.0	30.0	30.0
3022	Inter-Agency Human Resources	Admin - Department-wide Human resource and payroll services provided by the Division of Personnel		52.0	40.2	40.2
3023	Inter-Agency Building Leases	Admin - Department-wide Permanent Fund Dividend Fairbanks Office location lease costs		45.0	44.0	44.0
3023	Inter-Agency Building Leases	Admin - Department-wide Facility rent for the State Office Building 11th floor, Linny Pacillo Parking Garage office space and parking spaces		299.3	299.3	299.3
3024	Inter-Agency Legal	Law - Department-wide Legal services provided by the		75.0	40.0	40.0

Inter-Agency Services (1682)
Department of Revenue

Component: Permanent Fund Dividend Division (981)

Object Class		Servicing Agency	Explanation	FY2020 Actuals	FY2021 Management Plan	FY2022 Governor
			Department of Law			
3024	Inter-Agency Legal	Law - Department-wide	Office of Special Prosecution in which Permanent Fund Dividend fraud is pursued legally and criminally	115.0	100.0	100.0
3026	Inter-Agency Insurance	Admin - Department-wide	Risk Management	1.5	2.0	2.0
3027	Inter-Agency Financial	Admin - Department-wide	Division of Finance chargeback for IRIS FIN, HRM, and ALDER	57.0	56.6	56.6
3028	Inter-Agency Americans with Disabilities Act Compliance	Admin - Department-wide	ADA compliance	0.6	0.5	0.5
3030	Inter-Agency Hearing/Mediation	Admin - Department-wide	Appeals hearing services in which denied applicants may appeal their Permanent Fund Dividend denial through the Office of Administrative Hearings	150.0	125.0	125.0
3038	Inter-Agency Management/Consulting	H&SS - Department-wide	Vital Statistics - birth/death master list	15.0	15.5	15.5
3038	Inter-Agency Management/Consulting	Labor - Department-wide	UI Virtual Contact Center this service is expected to discontinue and be supplanted with a different product in FY2022	25.5	12.5	12.5
3038	Inter-Agency Management/Consulting	Rev - Administrative Services (125)	Support services provided by the Administrative Services Division, including IT, fiscal, budget, contract management, procurement, and legislative support	180.0	175.0	175.0
3038	Inter-Agency Management/Consulting	Rev - Commissioner's Office (123)	Support services provided by the Commissioner's Office	73.6	87.8	87.8
3038	Inter-Agency Management/Consulting	Rev - Criminal Investigations Unit (2993)	Criminal Investigations related to Permanent Fund Dividend fraud	104.0	305.0	305.0

Personal Services Expenditure Detail
Department of Revenue

Scenario: FY2022 Governor (17280)
Component: Permanent Fund Dividend Division (981)
RDU: Taxation and Treasury (510)

PCN	Job Class Title	Time Status	Retire Code	Barg Unit	Location	Salary Sched	Range / Step	Comp Months	Split / Count	Annual Salaries	COLA	Premium Pay	Annual Benefits	Total Costs	UGF Amount
04-6001	Division Director - Px	FT	A	XE	Juneau	N05	27C / D	12.0		118,164	0	0	59,134	177,298	0
04-6002	Office Assistant II	FT	A	GP	Juneau	205	10C / D	12.0		40,038	537	0	32,495	73,070	0
04-6003	Administrative Officer I	FT	A	GP	Juneau	205	17F / G	12.0		71,203	956	0	43,163	115,322	0
04-6004	Analyst/Programmer V	FT	A	GP	Juneau	205	22G	12.0		100,464	1,349	0	53,179	154,992	0
04-6005	PFD Specialist II	FT	A	SS	Juneau	205	18C / D	12.0		74,130	0	0	44,205	118,335	0
04-6006	PFD Manager	FT	A	SS	Juneau	205	22C / D	12.0		94,202	0	0	51,076	145,278	0
04-6008	Accounting Technician I	FT	A	GP	Juneau	205	12G / J	12.0		51,049	685	0	36,264	87,998	0
04-6009	PFD Specialist I	FT	A	SS	Juneau	99	16M	12.0		79,268	0	0	45,964	125,232	0
04-6010	Analyst/Programmer II	FT	A	GP	Juneau	205	16C / D	12.0		59,015	792	0	38,991	98,798	0
04-6011	Data Processing Manager I	FT	A	SS	Juneau	99	22C / D	12.0		102,875	0	0	54,044	156,919	0
04-6012	PFD Specialist I	FT	A	GP	Juneau	205	16K	12.0		72,131	968	0	43,481	116,580	0
04-6013	PFD Technician III	FT	A	GP	Juneau	205	14G / J	12.0		60,137	807	0	39,375	100,319	0
04-6014	PFD Specialist I	FT	A	GP	Juneau	205	16L	12.0		74,471	1,000	0	44,282	119,753	0
04-6015	PFD Technician II	FT	A	GP	Anchorage	200	12C / D	12.0		42,291	568	0	33,267	76,126	0
04-6016	Data Processing Manager II	FT	A	SS	Juneau	205	23K	12.0		118,394	0	0	59,357	177,751	0
04-6017	PFD Technician III	FT	A	GP	Juneau	205	14J / K	12.0		61,876	831	0	39,970	102,677	0
04-6018	PFD Specialist I	FT	A	SS	Juneau	205	16J	12.0		71,656	0	0	43,358	115,014	0
04-6020	PFD Technician II	FT	A	GP	Juneau	205	12C / D	12.0		44,401	596	0	33,989	78,986	0
04-6021	PFD Technician I	FT	A	GP	Fairbanks	203	10E / F	12.0		41,789	561	0	33,095	75,445	0
04-6022	PFD Technician II	FT	A	GP	Juneau	205	12C / D	12.0		44,851	602	0	34,143	79,596	0
04-6028	Accounting Technician II	FT	A	GP	Juneau	205	14G / J	12.0		59,223	795	0	39,062	99,080	0
04-6029	Microfilm/Imaging Operator II	FT	A	GP	Juneau	205	12G	12.0		50,603	679	0	36,112	87,394	0
04-6032	PFD Technician III	FT	A	GP	Juneau	205	14D / E	12.0		53,893	723	0	37,238	91,854	0
04-6033	PFD Specialist II	FT	A	SS	Juneau	205	18L	12.0		87,443	0	0	48,762	136,205	0
04-6035	PFD Technician II	FT	A	GP	Juneau	205	12C / D	12.0		44,851	602	0	34,143	79,596	0
04-6036	PFD Technician II	FT	A	GP	Juneau	99	12R / A	12.0		0	0	0	0	0	0
04-6037	PFD Technician II	FT	A	GP	Juneau	205	12E / F	12.0		47,818	642	0	35,158	83,618	0
04-6038	PFD Technician III	FT	A	GP	Juneau	205	14G / J	12.0		59,020	792	0	38,993	98,805	0
04-6039	PFD Technician I	FT	A	GP	Juneau	205	12A	12.0		41,652	559	0	33,048	75,259	0
04-6040	PFD Technician III	FT	A	GP	Juneau	205	14A / B	12.0		48,560	652	0	35,412	84,624	0
04-6041	Analyst/Programmer IV	FT	A	GP	Anchorage	200	20K / L	12.0		91,689	1,231	0	50,175	143,095	0
04-6042	PFD Specialist I	FT	A	SS	Fairbanks	203	16J / K	12.0		72,401	0	0	43,613	116,014	0
04-6043	PFD Technician II	FT	A	GP	Fairbanks	203	12G	12.0		49,628	666	0	35,778	86,072	0
04-6044	Office Assistant II	FT	A	GP	Juneau	205	10L	12.0		49,238	661	0	35,644	85,543	0
04-6045	PFD Technician II	FT	A	GP	Juneau	205	12A / A	12.0		41,652	559	0	33,048	75,259	0
04-6046	PFD Specialist I	FT	A	SS	Anchorage	200	16F / J	12.0		66,281	0	0	41,518	107,799	0
04-6047	PFD Technician I	FT	A	GP	Anchorage	200	10D / E	12.0		38,947	523	0	32,122	71,592	0
04-6048	PFD Technician III	FT	A	GP	Fairbanks	203	14K / L	12.0		61,508	826	0	39,845	102,179	0

Note: If a position is split, an asterisk (*) will appear in the Split/Count column. If the split position is also counted in the component, two asterisks (**) will appear in this column. [No valid job title] appearing in the Job Class Title indicates that the PCN has an invalid class code or invalid range for the class code effective date of this scenario.

Personal Services Expenditure Detail
Department of Revenue

Scenario: FY2022 Governor (17280)
Component: Permanent Fund Dividend Division (981)
RDU: Taxation and Treasury (510)

PCN	Job Class Title	Time Status	Retire Code	Barg Unit	Location	Salary Sched	Range / Step	Comp Months	Split / Count	Annual Salaries	COLA	Premium Pay	Annual Benefits	Total Costs	UGF Amount
04-6049	PFD Technician II	FT	A	GP	Anchorage	200	12C / D	12.0		43,489	584	0	33,677	77,750	0
04-6050	PFD Technician II	FT	A	GP	Anchorage	200	12D / E	12.0		44,057	591	0	33,871	78,519	0
04-6051	PFD Technician III	FT	A	GP	Anchorage	200	14E / F	12.0		51,933	697	0	36,567	89,197	0
04-6053	PFD Technician II	FT	A	GP	Juneau	205	12E / F	12.0		48,155	646	0	35,274	84,075	0
04-6055	PFD Technician II	FT	A	GP	Juneau	205	12B / C	12.0		44,343	595	0	33,969	78,907	0
04-6057	PFD Technician II	FT	A	GP	Fairbanks	203	12L / M	12.0		55,520	745	0	37,795	94,060	0
04-6060	PFD Technician II	FT	A	GP	Anchorage	200	12C / D	12.0		43,380	582	0	33,639	77,601	0
04-6061	PFD Technician II	FT	A	GP	Juneau	205	12E / F	12.0		48,965	657	0	35,551	85,173	0
04-6065	PFD Technician III	FT	A	GP	Anchorage	200	14B / C	12.0		47,600	639	0	35,084	83,323	0
04-6066	PFD Technician II	FT	A	GP	Anchorage	200	12E / F	12.0		45,983	617	0	34,530	81,130	0
04-6068	PFD Technician II	FT	A	GP	Fairbanks	203	12J / K	12.0		52,299	702	0	36,692	89,693	0
04-6069	PFD Technician II	FT	A	GP	Juneau	99	12M / N	12.0		57,831	776	0	38,586	97,193	0
04-6070	PFD Technician I	FT	A	GP	Juneau	205	10A / A	12.0		36,953	496	0	31,439	68,888	0
04-6071	PFD Technician II	FT	A	GP	Juneau	205	12E / F	12.0		47,683	640	0	35,112	83,435	0
04-6072	PFD Technician II	FT	A	GP	Anchorage	200	12G / J	12.0		48,935	657	0	35,541	85,133	0
04-6073	PFD Technician II	FT	A	GP	Juneau	205	12E / F	12.0		48,290	648	0	35,320	84,258	0
04-6075	Analyst/Programmer III	FT	A	GP	Juneau	205	18B / C	12.0		66,426	892	0	41,528	108,846	0
04-6076	PFD Technician III	FT	A	GP	Juneau	205	14C / D	12.0		51,851	696	0	36,539	89,086	0
04-6077	Office Assistant III	FT	A	GP	Juneau	205	11C / D	12.0		42,550	571	0	33,355	76,476	0
04-6084	Accountant III	FT	A	SS	Juneau	205	18F / J	12.0		80,531	0	0	46,396	126,927	0
04-6088	PFD Specialist I	FT	A	SS	Juneau	205	16D / E	12.0		65,276	0	0	41,174	106,450	0
04-6090	Analyst/Programmer IV	FT	A	GP	Anchorage	200	20F / G	12.0		80,972	1,087	0	46,507	128,566	0
04-6091	Office Assistant II	FT	A	GP	Juneau	205	10C / D	12.0		39,897	536	0	32,447	72,880	0
04-6093	PFD Specialist I	FT	A	SS	Juneau	205	16F / J	12.0		69,503	0	0	42,621	112,124	0
04-6102	Office Assistant III	FT	A	GP	Juneau	205	11F / G	12.0		45,862	616	0	34,489	80,967	0
04-6104	Analyst/Programmer IV	FT	A	GP	Anchorage	200	20K	12.0		89,739	1,205	0	49,508	140,452	0
04-6105	Analyst/Programmer III	FT	A	GP	Juneau	205	18B / C	12.0		66,519	893	0	41,560	108,972	0

Note: If a position is split, an asterisk (*) will appear in the Split/Count column. If the split position is also counted in the component, two asterisks (**) will appear in this column.
[No valid job title] appearing in the Job Class Title indicates that the PCN has an invalid class code or invalid range for the class code effective date of this scenario.

Personal Services Expenditure Detail
Department of Revenue

Scenario: FY2022 Governor (17280)
Component: Permanent Fund Dividend Division (981)
RDU: Taxation and Treasury (510)

PCN	Job Class Title	Time Status	Retire Code	Barg Unit	Location	Salary Sched	Range / Step	Comp Months	Split / Count	Annual Salaries	COLA	Premium Pay	Annual Benefits	Total Costs	UGF Amount
		Total Positions	New	Deleted										Total Salary Costs:	3,851,354
														Total COLA:	36,930
	Full Time Positions:	64	0	1										Total Premium Pay:	0
	Part Time Positions:	0	0	0										Total Benefits:	2,521,274
	Non Permanent Positions:	0	0	0											
	Positions in Component:	64	0	1											
	Total Component Months:	768.0													
														Total Pre-Vacancy:	6,409,558
														Minus Vacancy Adjustment of 6.28%:	(402,686)
														Total Post-Vacancy:	6,006,872
														Plus Lump Sum Premium Pay:	1,728
														Personal Services Line 100:	6,008,600

PCN Funding Sources:	Pre-Vacancy	Post-Vacancy	Percent
1005 General Fund/Program Receipts	93,571	87,692	1.46%
1050 Permanent Fund Dividend Fund	6,315,987	5,919,180	98.54%
Total PCN Funding:	6,409,558	6,006,872	100.00%

Lump Sum Funding Sources:	Amount	Percent
1050 Permanent Fund Dividend Fund	1,728	100.00%
Total Lump Sum Funding:	1,728	100.00%

Note: If a position is split, an asterisk (*) will appear in the Split/Count column. If the split position is also counted in the component, two asterisks (**) will appear in this column. [No valid job title] appearing in the Job Class Title indicates that the PCN has an invalid class code or invalid range for the class code effective date of this scenario.

Department of Revenue

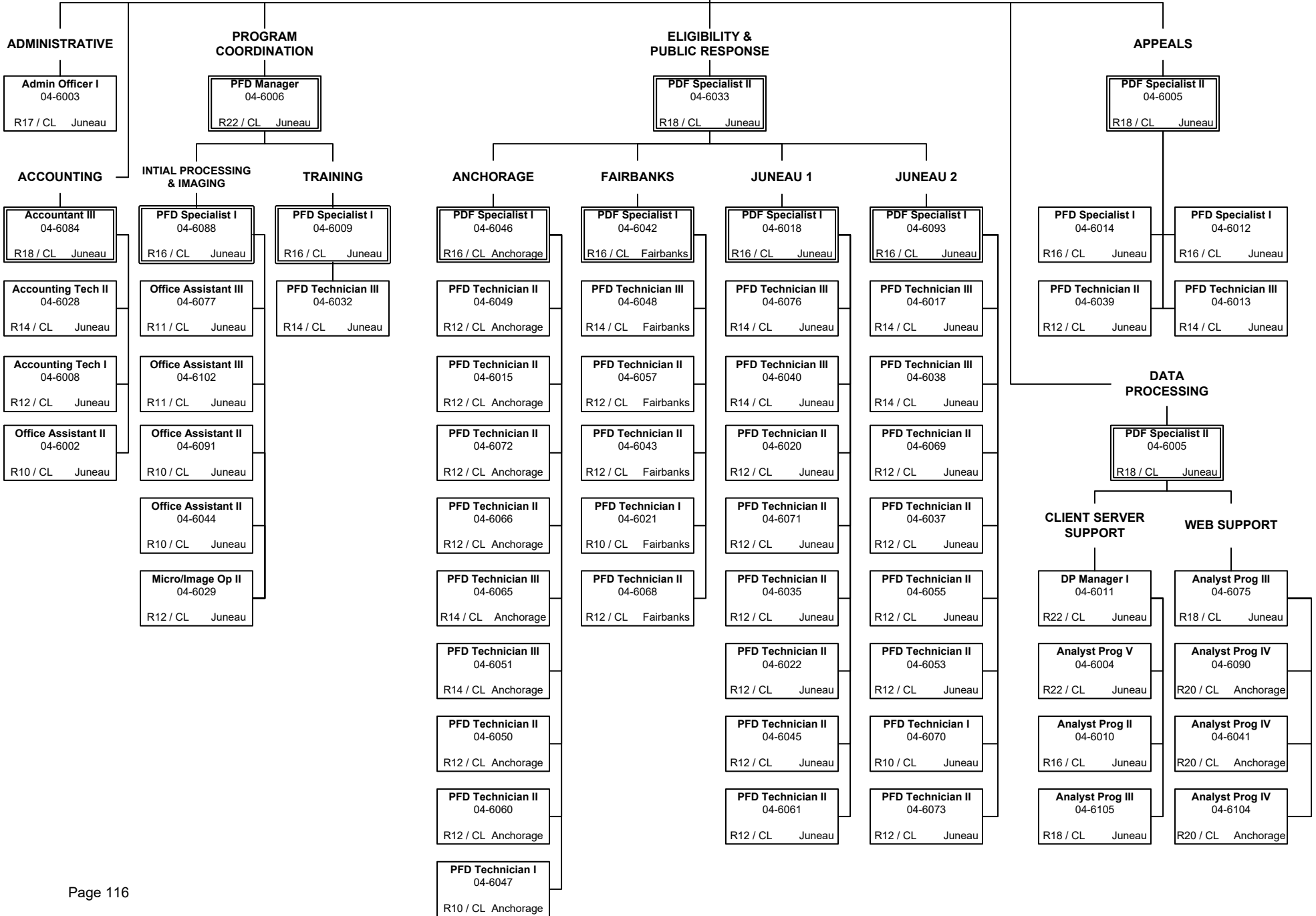
PFD Division (981)

RDU: Taxation and Treasury (510)

FY2022 Governor's Budget

Position Totals PFT: 64

Division Director
04-6001
R27 / PX Juneau



**State of Alaska
FY2022 Governor's Operating Budget**

**Department of Revenue
Child Support Services Division
RDU/Component Budget Summary**

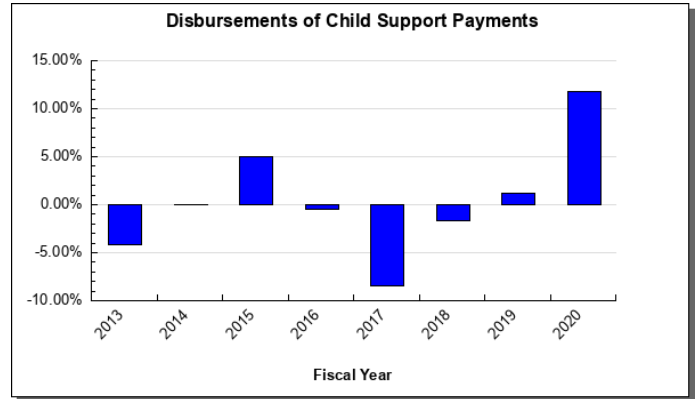
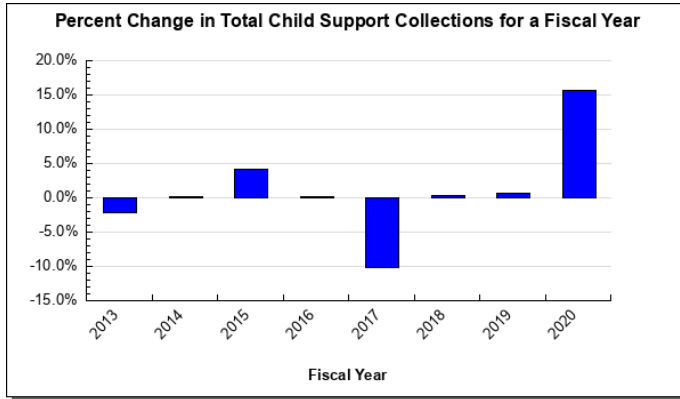
RDU/Component: Child Support Services Division

Contribution to Department's Mission

The mission of the Child Support Services Division is to collect and distribute child support.

Results

(Additional performance information is available on the web at <https://omb.alaska.gov/results>.)



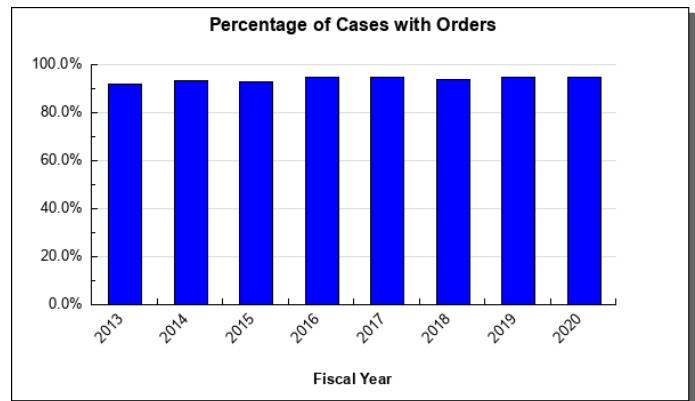
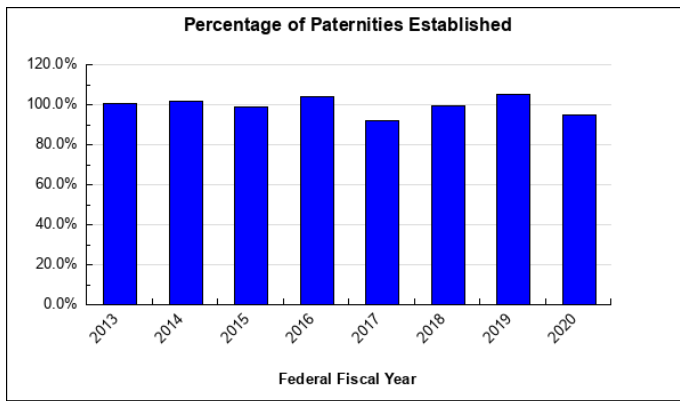
Core Services

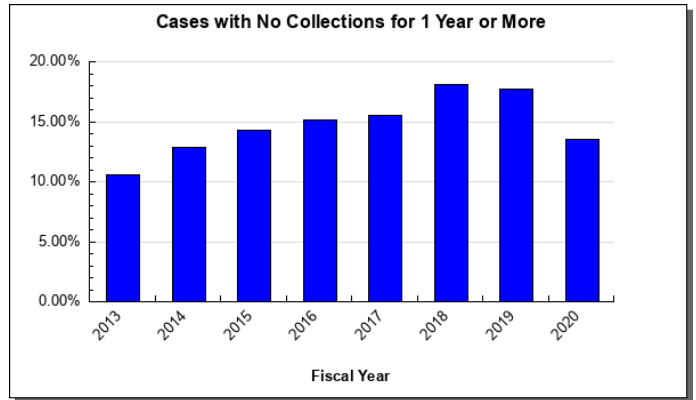
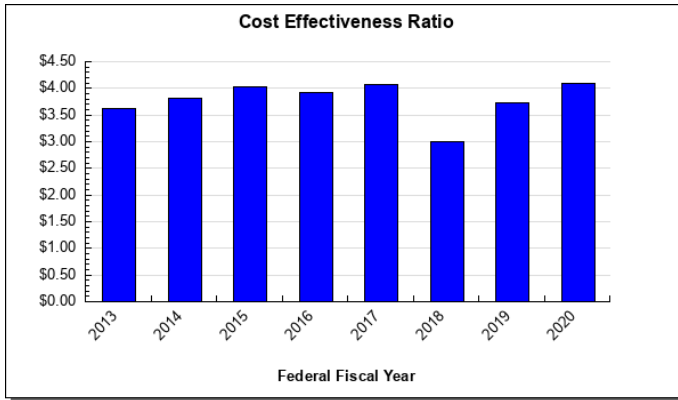
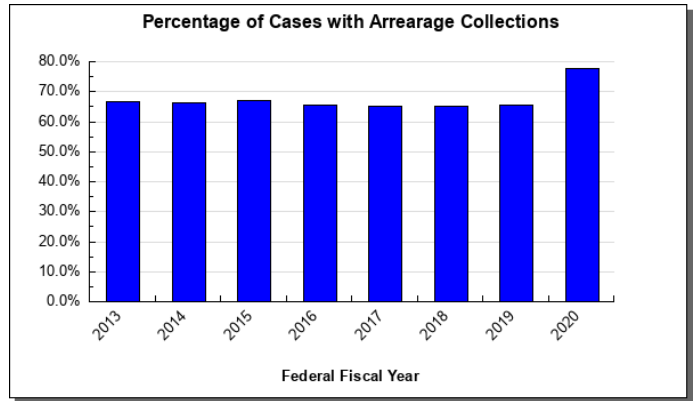
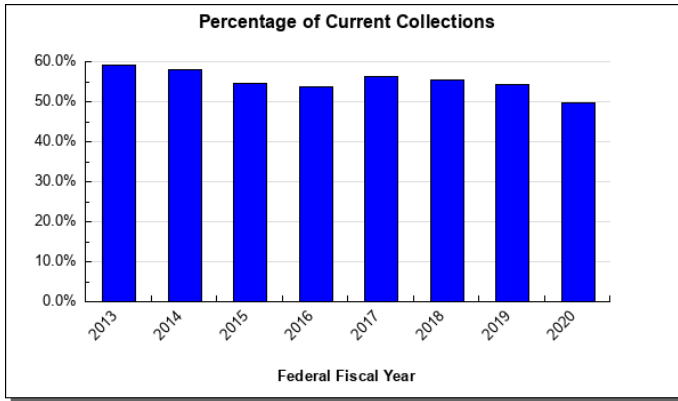
- Improve the environment necessary for increased collections.
- Improve the efficiency of distributing child support.
- Improve customer service.

Measures by Core Service

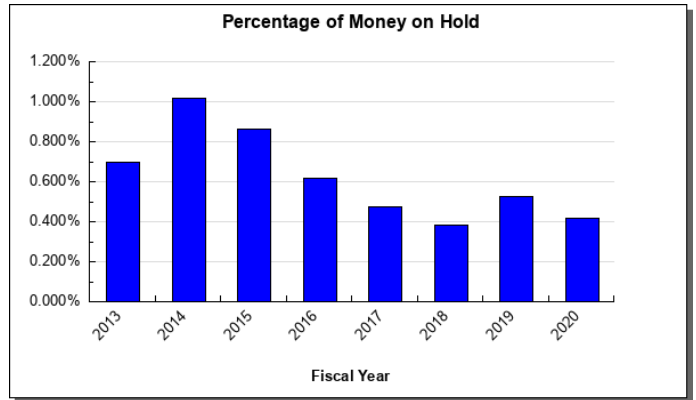
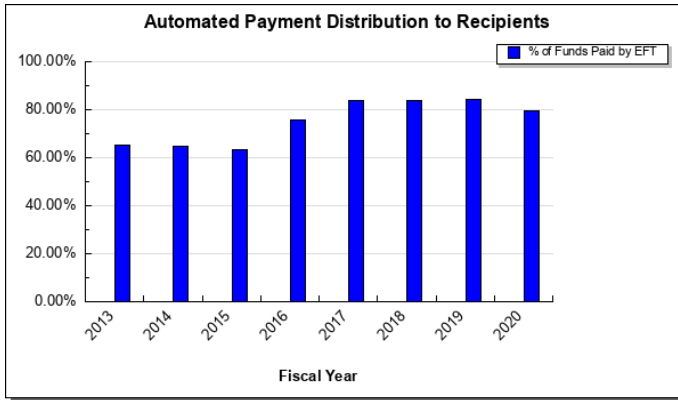
(Additional performance information is available on the web at <https://omb.alaska.gov/results>.)

1. Improve the environment necessary for increased collections.

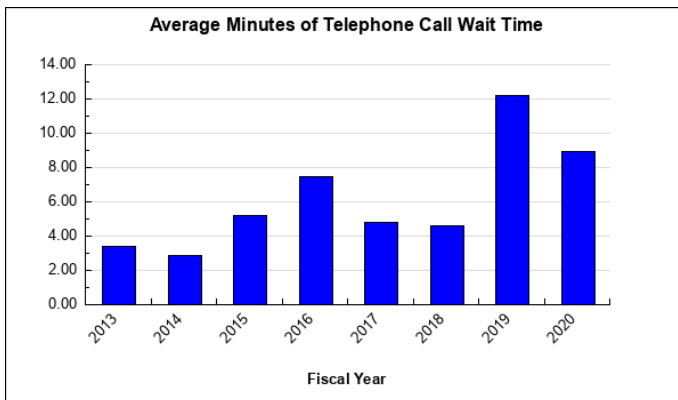




2. Improve the efficiency of distributing child support.



3. Improve customer service.



Major Component Accomplishments in 2020

- Total collections in FY2020 were approximately \$122 million, of which \$10 million was recovery of Temporary Assistance for Needy Families funds, netting over \$112 million distributed for families.
- Case actions remained within federal compliance timelines despite challenges presented with the COVID-19 pandemic.
- The case management system (NSTAR) replatforming project will be moved off of the mainframe by early 2020. Business process improvements and other modernization projects will then begin.
- Over 462 paternities were established in FY2020.
- 4,785 cases were opened.

Key Component Challenges

- Staff turnover and training time continue as a challenge to the program. Automation of manual processes will result in improvements in both areas.
- Federally mandated timelines and completion percentages require many manual processes due to the aging case management system. This remained a challenge throughout FY2020.

Significant Changes in Results to be Delivered in FY2022

- Business process analysis will allow the agency to streamline case actions and greatly reduce manual tasks that take extensive time and effort to complete. This will also reduce postage, paper and printing expenses.

Statutory and Regulatory Authority

AS 25.25 Uniform Interstate Family Support Act
AS 25.27 Child Support Services Agency
15 AAC 05 Administrative of Revenue Laws-Hearing Procedures
15 AAC 125 Child Support Enforcement

Federal Law 93-647
Federal Law 96-265

Code of Federal Regulations Title 45, Parts 300-399

Contact Information
<p>Contact: Brian Fechter, Director, Administrative Services Phone: (907) 269-1034 E-mail: brian.fechter@alaska.gov</p>

Child Support Services Division Personal Services Information				
Authorized Positions			Personal Services Costs	
	FY2021 Management Plan	FY2022 Governor		
Full-time	193	193	Annual Salaries	11,154,678
Part-time	0	0	COLA	108,210
Nonpermanent	0	0	Premium Pay	0
			Annual Benefits	7,446,041
			<i>Less 6.40% Vacancy Factor</i>	<i>(1,196,929)</i>
			Lump Sum Premium Pay	0
Totals	193	193	Total Personal Services	17,512,000

Position Classification Summary					
Job Class Title	Anchorage	Fairbanks	Juneau	Others	Total
Accountant III	1	0	0	0	1
Accounting Technician I	11	0	0	0	11
Accounting Technician II	13	0	0	0	13
Accounting Technician III	7	0	0	0	7
Administrative Assistant II	1	0	0	0	1
Administrative Officer II	1	0	0	0	1
Analyst/Programmer II	2	0	0	0	2
Analyst/Programmer III	2	0	0	0	2
Analyst/Programmer IV	2	0	0	0	2
Analyst/Programmer V	2	0	0	0	2
Child Support Specialist I	75	0	0	0	75
Child Support Specialist II	22	0	0	0	22
Child Support Specialist III	6	0	0	0	6
Data Processing Manager II	1	0	0	0	1
Deputy Director	1	0	0	0	1
Division Director - Px	1	0	0	0	1
Information System Coordinator	1	0	0	0	1
Investigator III	1	0	0	0	1
Investigator IV	1	0	0	0	1
Microfilm/Imaging Operator I	1	0	0	0	1
Microfilm/Imaging Operator II	1	0	0	0	1
Microfilm/Imaging Operator III	1	0	0	0	1
Office Assistant II	35	0	0	0	35
Program Manager	3	0	0	0	3
Systems Programmer II	1	0	0	0	1
Totals	193	0	0	0	193

Component Detail All Funds
Department of Revenue

Component: Child Support Services Division (111)
RDU: Child Support Services (41)

Non-Formula Component

	FY2020 Actuals	FY2021 Conference Committee	FY2021 Authorized	FY2021 Management Plan	FY2022 Governor	FY2021 Management Plan vs FY2022 Governor	
71000 Personal Services	16,339.2	17,752.0	17,752.0	17,752.0	17,512.0	-240.0	-1.4%
72000 Travel	17.9	33.1	33.1	33.1	33.1	0.0	0.0%
73000 Services	6,441.4	7,733.2	7,733.2	7,733.2	6,601.9	-1,131.3	-14.6%
74000 Commodities	189.7	201.1	201.1	201.1	201.1	0.0	0.0%
75000 Capital Outlay	0.0	25.8	25.8	25.8	25.8	0.0	0.0%
77000 Grants, Benefits	0.0	0.0	0.0	0.0	0.0	0.0	0.0%
78000 Miscellaneous	0.0	0.0	0.0	0.0	0.0	0.0	0.0%
Totals	22,988.2	25,745.2	25,745.2	25,745.2	24,373.9	-1,371.3	-5.3%
Fund Sources:							
1001 CBR Fund (UGF)	0.0	1,953.9	1,953.9	1,953.9	0.0	-1,953.9	-100.0%
1002 Fed Rcpts (Fed)	14,236.9	16,083.3	16,083.3	16,083.3	15,133.5	-949.8	-5.9%
1003 G/F Match (UGF)	6,870.1	5,502.7	5,502.7	5,502.7	6,915.4	1,412.7	25.7%
1004 Gen Fund (UGF)	261.6	359.2	359.2	359.2	478.9	119.7	33.3%
1005 GF/Prgm (DGF)	19.6	50.0	50.0	50.0	50.0	0.0	0.0%
1016 Fed Incent (Fed)	1,600.0	1,796.1	1,796.1	1,796.1	1,796.1	0.0	0.0%
Unrestricted General (UGF)	7,131.7	7,815.8	7,815.8	7,815.8	7,394.3	-421.5	-5.4%
Designated General (DGF)	19.6	50.0	50.0	50.0	50.0	0.0	0.0%
Other Funds	0.0	0.0	0.0	0.0	0.0	0.0	0.0%
Federal Funds	15,836.9	17,879.4	17,879.4	17,879.4	16,929.6	-949.8	-5.3%
Positions:							
Permanent Full Time	196	196	196	193	193	0	0.0%
Permanent Part Time	0	0	0	0	0	0	0.0%
Non Permanent	0	0	0	0	0	0	0.0%

Change Record Detail - Multiple Scenarios with Descriptions
Department of Revenue

Component: Child Support Services Division (111)
RDU: Child Support Services (41)

Scenario/Change Record Title	Trans Type	Totals	Personal Services	Travel	Services	Commodities	Capital Outlay	Grants, Benefits	Miscellaneous	Positions		NP
										PFT	PPT	
***** Changes From FY2021 Conference Committee To FY2021 Authorized *****												
Conference Committee												
	ConfCom	25,745.2	17,752.0	33.1	7,733.2	201.1	25.8	0.0	0.0	196	0	0
1001 CBR Fund		1,953.9										
1002 Fed Rcpts		16,083.3										
1003 G/F Match		5,502.7										
1004 Gen Fund		359.2										
1005 GF/Prgm		50.0										
1016 Fed Incent		1,796.1										
Subtotal		25,745.2	17,752.0	33.1	7,733.2	201.1	25.8	0.0	0.0	196	0	0
***** Changes From FY2021 Authorized To FY2021 Management Plan *****												
Delete Long-Term Vacant Office Assistant Positions												
	PosAdj	0.0	0.0	0.0	0.0	0.0	0.0	0.0	0.0	-3	0	0
Delete three full-time Office Assistant II positions that have been vacant for at least one year and are no longer needed as their duties have been absorbed by other staff.												
The following positions are deleted: Full-time Office Assistant II (04-7125), range 10, located in Anchorage Full-time Office Assistant II (04-7130), range 10, located in Anchorage Full-time Office Assistant II (04-7165), range 10, located in Anchorage												
Subtotal		25,745.2	17,752.0	33.1	7,733.2	201.1	25.8	0.0	0.0	193	0	0
***** Changes From FY2021 Management Plan To FY2022 Governor *****												
Reduce Authority for Criminal Investigations Unit Rate Reduction												
	Dec	-104.8	-104.8	0.0	0.0	0.0	0.0	0.0	0.0	0	0	0
1002 Fed Rcpts		-69.2										
1003 G/F Match		-35.6										
Reduce Criminal Investigations Unit (CIU) chargeback rate to align with moving the Child Support investigators from the centralized CIU as those individuals are performing probation-type work rather than criminal investigatory-type work.												
Reduce Authority for Child Support Case Management System Due to Savings From Moving to Web Platform												
	Dec	-1,131.3	0.0	0.0	-1,131.3	0.0	0.0	0.0	0.0	0	0	0
1002 Fed Rcpts		-791.3										
1003 G/F Match		-340.0										

This represents savings from moving the child support case management system from the State's more costly mainframe system to a more cost effective Linux

Change Record Detail - Multiple Scenarios with Descriptions
Department of Revenue

Component: Child Support Services Division (111)
RDU: Child Support Services (41)

Scenario/Change Record Title	Trans Type	Totals	Personal Services	Travel	Services	Commodities	Capital Outlay	Grants, Benefits	Miscellaneous	Positions		NP
										PFT	PPT	
<p>web platform. The movement of the system off of the mainframe is meant to act as a bridge, generating short-term information technology savings, until such a time that the system could be replaced with a more modern solution that could automate the Division's many manual processes. As it stands today, the aging system will require numerous updates and enhancements to effectively accomplish the Division's mission of collecting and distributing child support in the most cost effective manner possible. For this reason, there is a related request in the capital budget to replace the system, bringing the state's child support function into the modern age.</p>												
Reduce Authority No Longer Needed for System Support												
	Dec	-110.4	-110.4	0.0	0.0	0.0	0.0	0.0	0.0	0	0	0
1002 Fed Rcpts		-72.9										
1003 G/F Match		-37.5										
<p>Increased programmer support is no longer needed for the Division's case management system but is necessary to facilitate a three-year capital upgrade project of the system. Funding for programmer support is provided directly through the capital project.</p>												
Reduce Authority for Vacant Long-Term Office Assistant II Positions												
	Dec	-130.0	-130.0	0.0	0.0	0.0	0.0	0.0	0.0	0	0	0
1002 Fed Rcpts		-85.8										
1003 G/F Match		-44.2										
<p>Reduce authority relating to two long-term vacant Office Assistant II positions deleted in FY2021.</p>												
Fund Source Adjustment of CBRF to UGF												
	FndChg	0.0	0.0	0.0	0.0	0.0	0.0	0.0	0.0	0	0	0
1001 CBR Fund		-1,953.9										
1003 G/F Match		1,834.2										
1004 Gen Fund		119.7										
<p>Replace Constitutional Budget Reserve Fund (CBRF) used as a one-time funding mechanism in FY2021.</p>												
FY2022 Salary Adjustments												
	SalAdj	105.2	105.2	0.0	0.0	0.0	0.0	0.0	0.0	0	0	0
1002 Fed Rcpts		69.4										
1003 G/F Match		35.8										
<p>FY2022 1% COLA for ASEA/General Government (GG/GP/GY/GZ): \$105.2</p>												
Totals		24,373.9	17,512.0	33.1	6,601.9	201.1	25.8	0.0	0.0	193	0	0

Line Item Detail (1676)
Department of Revenue
Travel

Component: Child Support Services Division (111)

Line Number	Line Name		FY2020 Actuals	FY2021 Management Plan	FY2022 Governor
2000	Travel		17.9	33.1	33.1
Object Class	Servicing Agency	Explanation	FY2020 Actuals	FY2021 Management Plan	FY2022 Governor
2000 Travel Detail Totals			17.9	33.1	33.1
2000	In-State Employee Travel	Airfare, lodging, surface transportation, reimbursable travel costs, meals and incidentals	0.0	10.6	10.6
2002	Out of State Employee Travel	Airfare, lodging, surface transportation, reimbursable travel costs, meals and incidentals	17.9	22.5	22.5

Line Item Detail (1676)
Department of Revenue
Services

Component: Child Support Services Division (111)

Line Number	Line Name		FY2020 Actuals	FY2021 Management Plan	FY2022 Governor
3000	Services		6,441.4	7,733.2	6,601.9
Object Class	Servicing Agency	Explanation	FY2020 Actuals	FY2021 Management Plan	FY2022 Governor
3000 Services Detail Totals			6,441.4	7,733.2	6,601.9
3000	Education Services	Training, educational conferences, agency memberships, tuition, books and fees for work-related courses	6.8	15.0	15.0
3001	Financial Services	Accounting, auditing, and management/consulting services	269.5	250.4	250.4
3002	Legal and Judicial Services	Process service fees and other legal costs	142.9	152.0	152.0
3003	Information Technology	IT training, consulting, software licensing, software maintenance, and IT equipment leases	294.5	654.9	654.9
3004	Telecommunications	Local, long distance, cellular, television, data/network telecommunications equipment charges	17.6	20.8	20.8
3005	Health Services	Paternity genetic testing lab fees	19.6	30.0	30.0
3006	Delivery Services	Freight, courier services, and postage	311.1	361.1	361.1
3007	Advertising and Promotions	Legal notices for regulations and public hearings	0.0	5.0	5.0
3008	Utilities	Records and confidential material disposal	14.3	16.0	16.0
3009	Structure/Infrastructure/Land	Infrastructure maintenance and repairs, rentals, and leases	7.6	2.0	2.0
3010	Equipment/Machinery	Office furniture and equipment repairs, maintenance, rentals and leases	73.0	80.0	80.0

Line Item Detail (1676)
Department of Revenue
Services

Component: Child Support Services Division (111)

Object Class		Servicing Agency	Explanation	FY2020 Actuals	FY2021 Management Plan	FY2022 Governor
3000 Services Detail Totals				6,441.4	7,733.2	6,601.9
3011	Other Services		Professional management and consulting services; printing and copying services	23.6	27.0	27.0
3017	Inter-Agency Information Technology Non-Telecommunications	Admin - Department-wide	Office of Information Technology (OIT) core services	609.0	655.7	655.7
3017	Inter-Agency Information Technology Non-Telecommunications	Admin - Department-wide	OIT Licenses (SQL Rates)	22.3	23.0	23.0
3017	Inter-Agency Information Technology Non-Telecommunications	Admin - Department-wide	OIT Computer Services - MICS	1,583.0	2,110.4	979.2
3017	Inter-Agency Information Technology Non-Telecommunications	Admin - Department-wide	OIT Server Hosting & Storage	126.4	130.0	130.0
3018	Inter-Agency Information Technology Telecommunications	Admin - Department-wide	Office of Information Technology (OIT) telecommunications services	89.0	90.0	90.0
3021	Inter-Agency Mail	Admin - Department-wide	Central mailroom services including pickup and delivery of mail, postage, and mailing of state warrants	0.7	0.7	0.7
3022	Inter-Agency Human Resources	Admin - Department-wide	Human resource and payroll services provided by the Division of Personnel	136.9	109.2	109.2
3023	Inter-Agency Building Leases	Admin - Department-wide	Cost of space in state-owned facilities and private leases	617.2	800.0	800.0
3024	Inter-Agency Legal	Law - Department-wide	Legal services provided by the Department of Law	705.7	900.0	900.0
3026	Inter-Agency Insurance	Admin - Department-wide	Risk Management	3.6	4.0	4.0
3027	Inter-Agency Financial	Admin - Department-wide	Division of Finance chargeback for IRIS FIN, HRM, and ALDER	6.2	4.3	4.2
3028	Inter-Agency Americans with Disabilities Act Compliance	Admin - Department-wide	ADA compliance	1.5	1.5	1.5
3030	Inter-Agency Hearing/Mediation	Admin - Department-wide	Hearing services provided by the Office of Administrative Hearings (OAH)	179.6	200.0	200.0

Line Item Detail (1676)
Department of Revenue
Services

Component: Child Support Services Division (111)

Object Class		Servicing Agency	Explanation	FY2020 Actuals	FY2021 Management Plan	FY2022 Governor
3000 Services Detail Totals				6,441.4	7,733.2	6,601.9
3038	Inter-Agency Management/Consulting	Courts - Department-wide	Cooperative agreement designed to compensate ACS for qualified IV-D services currently provided by the court system	900.0	886.2	886.2
3038	Inter-Agency Management/Consulting	H&SS - Department-wide	Child Support Assistance Vital Statistics - Data Inquiries	33.0	60.0	60.0
3038	Inter-Agency Management/Consulting	Labor - Department-wide	Child Support Assistance - UI Interface	75.4	77.0	77.0
3038	Inter-Agency Management/Consulting	PubSaf - Department-wide	Fingerprinting and background check services	0.9	1.0	1.0
3038	Inter-Agency Management/Consulting	Rev - Criminal Investigations Unit (2993)	Investigative Services to CSSD by Criminal Investigation Unit	104.9	0.0	0.0
3038	Inter-Agency Management/Consulting	Labor - Department-wide	Child Support Services	60.0	60.0	60.0
3038	Inter-Agency Management/Consulting	Labor - Department-wide	Secure Access Management	5.6	6.0	6.0

Line Item Detail (1676)
Department of Revenue
Commodities

Component: Child Support Services Division (111)

Line Number	Line Name		FY2020 Actuals	FY2021 Management Plan	FY2022 Governor
4000	Commodities		189.7	201.1	201.1
Object Class	Servicing Agency	Explanation	FY2020 Actuals	FY2021 Management Plan	FY2022 Governor
4000 Commodities Detail Totals			189.7	201.1	201.1
4000	Business	Business supplies including book and educational equipment and furniture; office supplies; desktop computers, printers and IT equipment less than \$5,000 per item; and subscriptions including electronic access to information	186.4	200.1	200.1
4002	Household/Institutional	Institutional supplies	3.3	1.0	1.0

Line Item Detail (1676)
Department of Revenue
Capital Outlay

Component: Child Support Services Division (111)

Line Number	Line Name		FY2020 Actuals	FY2021 Management Plan	FY2022 Governor
5000	Capital Outlay		0.0	25.8	25.8
Object Class	Servicing Agency	Explanation	FY2020 Actuals	FY2021 Management Plan	FY2022 Governor
5000 Capital Outlay Detail Totals			0.0	25.8	25.8
5004	Equipment	IT Equipment > \$5,000: servers and other network equipment, firewall and remote access equipment, tape backup devices and general office equipment/furniture > \$5,000	0.0	25.8	25.8

Revenue Detail (1681)
Department of Revenue

Component: Child Support Services Division (111)

Revenue Type (OMB Fund Code) Revenue Source	Component	Comment	FY2020 Actuals	FY2021 Management Plan	FY2022 Governor
5002 Fed Rcpts (1002 Fed Rcpts)			14,989.9	16,083.3	15,133.5
5005 Federal Health and Human Services - AFDC Grants		Federal receipts from the Office of Child Support Enforcement for program expenditures under CFDA 93.563. The federal participation rate on the majority of CSSD expenditures is 66%.	14,989.9	16,083.3	15,133.5
5005 GF/Prgm (1005 GF/Prgm)			19.6	50.0	50.0
5104 Program Receipts Charges for Services - 3rd Party Collectns		Program receipts are collected as cost recovery for paternity testing administered by the Child Support Services Division, as required under AS 25.27.040 and 25.27.165, and as collected under AS 25.20.050(f).	19.6	50.0	50.0
5016 Fed Incent (1016 Fed Incent)			1,600.0	1,796.1	1,796.1
5089 CSSD Federal Incentive Payments - Federal Grants		Incentive payments are received from the federal government based on Alaska's efficiency in the areas of paternity establishment, order establishment, ongoing and arrearage collection rates, and cost effectiveness, relative to the performance of other states.	1,600.0	1,796.1	1,796.1

Inter-Agency Services (1682)
Department of Revenue

Component: Child Support Services Division (111)

	FY2020 Actuals	FY2021 Management Plan	FY2022 Governor
Component Totals	5,260.9	6,119.0	4,987.7
With Department of Administration	3,375.4	4,128.8	2,997.5
With Department of Law	705.7	900.0	900.0
With Judiciary	900.0	886.2	886.2
With Department of Health and Social Services	33.0	60.0	60.0
With Department of Labor and Workforce Development	141.0	143.0	143.0
With Department of Public Safety	0.9	1.0	1.0
With Department of Revenue	104.9	0.0	0.0

Object Class	Servicing Agency	Explanation	FY2020 Actuals	FY2021 Management Plan	FY2022 Governor
3017	Inter-Agency Information Technology Non-Telecommunications	Admin - Department-wide Office of Information Technology (OIT) core services	609.0	655.7	655.7
3017	Inter-Agency Information Technology Non-Telecommunications	Admin - Department-wide OIT Licenses (SQL Rates)	22.3	23.0	23.0
3017	Inter-Agency Information Technology Non-Telecommunications	Admin - Department-wide OIT Computer Services - MICS	1,583.0	2,110.4	979.2
3017	Inter-Agency Information Technology Non-Telecommunications	Admin - Department-wide OIT Server Hosting & Storage	126.4	130.0	130.0
3018	Inter-Agency Information Technology Telecommunications	Admin - Department-wide Office of Information Technology (OIT) telecommunications services	89.0	90.0	90.0
3021	Inter-Agency Mail	Admin - Department-wide Central mailroom services including pickup and delivery of mail, postage, and mailing of state warrants	0.7	0.7	0.7
3022	Inter-Agency Human Resources	Admin - Department-wide Human resource and payroll services provided by the Division of Personnel	136.9	109.2	109.2
3023	Inter-Agency Building Leases	Admin - Department-wide Cost of space in state-owned facilities and private leases	617.2	800.0	800.0
3024	Inter-Agency Legal	Law - Department-wide Legal services provided by the Department of Law	705.7	900.0	900.0
3026	Inter-Agency Insurance	Admin - Department-wide Risk Management	3.6	4.0	4.0

Inter-Agency Services (1682)
Department of Revenue

Component: Child Support Services Division (111)

Object Class	Servicing Agency	Explanation	FY2020 Actuals	FY2021 Management Plan	FY2022 Governor
3027 Inter-Agency Financial	Admin - Department-wide	Division of Finance chargeback for IRIS FIN, HRM, and ALDER	6.2	4.3	4.2
3028 Inter-Agency Americans with Disabilities Act Compliance	Admin - Department-wide	ADA compliance	1.5	1.5	1.5
3030 Inter-Agency Hearing/Mediation	Admin - Department-wide	Hearing services provided by the Office of Administrative Hearings (OAH)	179.6	200.0	200.0
3038 Inter-Agency Management/Consulting	Courts - Department-wide	Cooperative agreement designed to compensate ACS for qualified IV-D services currently provided by the court system	900.0	886.2	886.2
3038 Inter-Agency Management/Consulting	H&SS - Department-wide	Child Support Assistance Vital Statistics - Data Inquiries	33.0	60.0	60.0
3038 Inter-Agency Management/Consulting	Labor - Department-wide	Child Support Assistance - UI Interface	75.4	77.0	77.0
3038 Inter-Agency Management/Consulting	PubSaf - Department-wide	Fingerprinting and background check services	0.9	1.0	1.0
3038 Inter-Agency Management/Consulting	Rev - Criminal Investigations Unit (2993)	Investigative Services to CSSD by Criminal Investigation Unit	104.9	0.0	0.0
3038 Inter-Agency Management/Consulting	Labor - Department-wide	Child Support Services	60.0	60.0	60.0
3038 Inter-Agency Management/Consulting	Labor - Department-wide	Secure Access Management	5.6	6.0	6.0

Personal Services Expenditure Detail
Department of Revenue

Scenario: FY2022 Governor (17280)
Component: Child Support Services Division (111)
RDU: Child Support Services (41)

PCN	Job Class Title	Time Status	Retire Code	Barg Unit	Location	Salary Sched	Range / Step	Comp Months	Split / Count	Annual Salaries	COLA	Premium Pay	Annual Benefits	Total Costs	UGF Amount
04-0026	Accounting Technician I	FT	A	GP	Anchorage	200	12C / D	12.0		43,489	584	0	33,677	77,750	26,435
04-0027	Accounting Technician I	FT	A	GP	Anchorage	200	12C / D	12.0		42,455	570	0	33,323	76,348	25,958
04-0028	Child Support Specialist II	FT	A	SS	Anchorage	200	16C / D	12.0		61,422	0	0	39,855	101,277	34,434
04-0029	Accounting Technician II	FT	A	GP	Anchorage	200	14B / C	12.0		48,055	645	0	35,240	83,940	28,540
04-2024	Microfilm/Imaging Operator I	FT	A	GP	Anchorage	99	10O / P	12.0		53,304	716	0	37,036	91,056	30,959
04-3034	Microfilm/Imaging Operator III	FT	A	SS	Anchorage	200	14J / K	12.0		60,453	0	0	39,523	99,976	33,992
04-7001	Division Director - Px	FT	A	XE	Anchorage	N00	27K	12.0		131,118	0	0	63,568	194,686	66,193
04-7004	Child Support Specialist II	FT	A	SS	Anchorage	600	16A / B	12.0		56,885	0	0	38,302	95,187	32,364
04-7005	Data Processing Manager II	FT	A	SS	Anchorage	200	23P / Q	12.0		132,844	0	0	64,303	197,147	67,030
04-7006	Office Assistant II	FT	A	GP	Anchorage	200	10B / C	12.0		36,794	494	0	31,385	68,673	23,349
04-7007	Office Assistant II	FT	A	GP	Anchorage	200	10B / C	12.0		36,681	492	0	31,346	68,519	23,297
04-7008	Analyst/Programmer IV	FT	A	GP	Anchorage	200	20G	12.0		83,402	1,120	0	47,339	131,861	0
04-7009	Administrative Officer II	FT	A	SS	Anchorage	200	19L	12.0		89,024	0	0	49,303	138,327	47,031
04-7010	Accounting Technician II	FT	A	GP	Anchorage	200	14B / C	12.0		46,950	630	0	34,861	82,441	28,030
04-7011	Child Support Specialist II	FT	A	GP	Anchorage	200	16N / O	12.0		75,704	1,016	0	44,704	121,424	41,284
04-7012	Child Support Specialist III	FT	A	SS	Anchorage	200	18N	12.0		88,774	0	0	49,218	137,992	46,917
04-7014	Child Support Specialist I	FT	A	GG	Anchorage	99	14N / O	12.0		68,442	919	0	42,218	111,579	37,937
04-7015	Office Assistant II	FT	A	GP	Anchorage	200	10B / C	12.0		36,743	493	0	31,367	68,603	23,325
04-7016	Child Support Specialist I	FT	A	GP	Anchorage	200	14F / G	12.0		54,498	732	0	37,445	92,675	31,510
04-7018	Child Support Specialist I	FT	A	GP	Anchorage	200	14C / D	12.0		48,842	656	0	35,509	85,007	28,902
04-7019	Child Support Specialist I	FT	A	GP	Anchorage	200	14B / C	12.0		47,340	635	0	34,995	82,970	28,210
04-7020	Child Support Specialist II	FT	A	SS	Anchorage	600	16B / C	12.0		58,027	0	0	38,693	96,720	32,885
04-7021	Office Assistant II	FT	A	GP	Anchorage	200	10B / C	12.0		36,681	492	0	31,346	68,519	23,297
04-7022	Child Support Specialist II	FT	A	SS	Anchorage	600	16B / C	12.0		58,555	0	0	38,874	97,429	33,126
04-7023	Office Assistant II	FT	A	GP	Anchorage	200	10B / C	12.0		36,681	492	0	31,346	68,519	23,297
04-7025	Child Support Specialist I	FT	A	GP	Anchorage	200	14C / D	12.0		49,306	662	0	35,668	85,636	29,116
04-7026	Office Assistant II	FT	A	GP	Anchorage	200	10G / J	12.0		42,530	571	0	33,348	76,449	25,993
04-7027	Child Support Specialist I	FT	A	GP	Anchorage	200	14G	12.0		55,439	744	0	37,767	93,950	31,943
04-7028	Child Support Specialist I	FT	A	GP	Anchorage	200	14F / G	12.0		54,715	734	0	37,519	92,968	31,609
04-7030	Office Assistant II	FT	A	GP	Anchorage	200	10B / C	12.0		37,255	500	0	31,543	69,298	23,561
04-7031	Accounting Technician III	FT	A	GP	Anchorage	200	16D / E	12.0		57,701	775	0	38,541	97,017	32,986
04-7032	Accounting Technician II	FT	A	GP	Anchorage	200	14C / D	12.0		48,484	651	0	35,386	84,521	28,737
04-7034	Office Assistant II	FT	A	GP	Anchorage	200	10C / D	12.0		38,443	516	0	31,949	70,908	24,109
04-7035	Systems Programmer II	FT	A	GP	Anchorage	200	22A / B	12.0		80,511	1,081	0	46,349	127,941	43,500
04-7036	Accounting Technician I	FT	A	GP	Anchorage	200	12B / C	12.0		41,498	557	0	32,995	75,050	25,517
04-7037	Office Assistant II	FT	A	GP	Anchorage	200	10B / C	12.0		36,743	493	0	31,367	68,603	23,325
04-7038	Child Support Specialist I	FT	A	GP	Anchorage	99	14O	12.0		71,722	963	0	43,341	116,026	39,449
04-7039	Child Support Specialist II	FT	A	SS	Anchorage	99	16M	12.0		77,550	0	0	45,376	122,926	41,795

Note: If a position is split, an asterisk (*) will appear in the Split/Count column. If the split position is also counted in the component, two asterisks (**) will appear in this column. [No valid job title] appearing in the Job Class Title indicates that the PCN has an invalid class code or invalid range for the class code effective date of this scenario.

Personal Services Expenditure Detail
Department of Revenue

Scenario: FY2022 Governor (17280)
Component: Child Support Services Division (111)
RDU: Child Support Services (41)

PCN	Job Class Title	Time Status	Retire Code	Barg Unit	Location	Salary Sched	Range / Step	Comp Months	Split / Count	Annual Salaries	COLA	Premium Pay	Annual Benefits	Total Costs	UGF Amount
04-7041	Child Support Specialist I	FT	A	GP	Anchorage	200	14L	12.0		61,562	826	0	39,863	102,251	34,765
04-7042	Administrative Assistant II	FT	A	GP	Anchorage	200	14J	12.0		57,759	775	0	38,561	97,095	33,012
04-7043	Child Support Specialist II	FT	A	SS	Anchorage	600	16B / C	12.0		57,876	0	0	38,641	96,517	32,816
04-7044	Child Support Specialist I	FT	A	GP	Anchorage	200	14B / C	12.0		47,145	633	0	34,928	82,706	28,120
04-7045	Child Support Specialist I	FT	A	GP	Anchorage	200	14C / D	12.0		48,259	648	0	35,309	84,216	28,633
04-7047	Child Support Specialist II	FT	A	GP	Anchorage	200	16J / K	12.0		67,616	908	0	41,935	110,459	37,556
04-7048	Child Support Specialist I	FT	A	GP	Anchorage	99	14O / P	12.0		70,263	943	0	42,841	114,047	38,776
04-7049	Child Support Specialist I	FT	A	GP	Anchorage	200	14L / M	12.0		62,817	843	0	40,293	103,953	35,344
04-7050	Child Support Specialist I	FT	A	GP	Anchorage	200	14E / F	12.0		53,623	720	0	37,145	91,488	31,106
04-7051	Office Assistant II	FT	A	GP	Anchorage	200	10F / G	12.0		41,953	563	0	33,151	75,667	25,727
04-7052	Office Assistant II	FT	A	GP	Anchorage	200	10B / C	12.0		36,681	492	0	31,346	68,519	23,297
04-7053	Child Support Specialist II	FT	A	SS	Anchorage	600	16J	12.0		67,579	0	0	41,963	109,542	37,244
04-7055	Child Support Specialist I	FT	A	GP	Anchorage	200	14J	12.0		57,759	775	0	38,561	97,095	33,012
04-7056	Child Support Specialist I	FT	A	GP	Anchorage	200	14J	12.0		57,759	775	0	38,561	97,095	33,012
04-7057	Child Support Specialist I	FT	A	GP	Anchorage	200	14A / B	12.0		46,560	625	0	34,728	81,913	27,850
04-7058	Investigator IV	FT	A	SS	Anchorage	200	20D / E	12.0		82,801	0	0	47,173	129,974	44,191
04-7060	Accounting Technician II	FT	A	GG	Anchorage	99	14P / Q	12.0		73,912	992	0	44,090	118,994	40,458
04-7062	Accounting Technician I	FT	A	GP	Anchorage	200	12D / E	12.0		44,057	591	0	33,871	78,519	26,697
04-7063	Child Support Specialist III	FT	A	SS	Anchorage	200	18K / L	12.0		82,519	0	0	47,077	129,596	44,063
04-7064	Accounting Technician II	FT	A	GP	Anchorage	200	14E / F	12.0		53,140	713	0	36,980	90,833	30,883
04-7066	Accounting Technician I	FT	A	GP	Anchorage	200	12B / C	12.0		41,520	557	0	33,003	75,080	25,527
04-7067	Office Assistant II	FT	A	GP	Anchorage	200	10M	12.0		48,419	650	0	35,364	84,433	28,707
04-7070	Child Support Specialist II	FT	A	SS	Anchorage	600	16B / C	12.0		58,479	0	0	38,848	97,327	33,091
04-7072	Program Manager	FT	A	SS	Anchorage	200	22K / L	12.0		108,070	0	0	55,823	163,893	55,724
04-7073	Accounting Technician II	FT	A	GP	Anchorage	200	14E / F	12.0		52,480	704	0	36,754	89,938	30,579
04-7074	Child Support Specialist I	FT	A	GP	Anchorage	200	14C / D	12.0		49,754	668	0	35,821	86,243	29,323
04-7075	Child Support Specialist I	FT	A	GP	Anchorage	200	14J / K	12.0		59,553	799	0	39,175	99,527	33,839
04-7077	Program Manager	FT	A	SS	Anchorage	200	22J / K	12.0		104,676	0	0	54,661	159,337	54,175
04-7078	Child Support Specialist I	FT	A	GP	Anchorage	200	14L	12.0		61,562	826	0	39,863	102,251	34,765
04-7080	Child Support Specialist I	FT	A	GP	Anchorage	200	14A / B	12.0		46,432	623	0	34,684	81,739	27,791
04-7081	Child Support Specialist I	FT	A	GP	Anchorage	200	14A / B	12.0		46,432	623	0	34,684	81,739	27,791
04-7082	Accountant III	FT	A	SS	Anchorage	99	18O	12.0		96,513	0	0	51,867	148,380	50,449
04-7083	Analyst/Programmer IV	FT	A	GP	Anchorage	200	20E / F	12.0		80,511	1,081	0	46,349	127,941	43,500
04-7084	Child Support Specialist III	FT	A	SS	Anchorage	200	18F / J	12.0		76,284	0	0	44,942	121,226	41,217
04-7085	Child Support Specialist I	FT	A	GG	Anchorage	99	14P	12.0		74,383	998	0	44,252	119,633	40,675
04-7086	Child Support Specialist I	FT	A	GP	Anchorage	99	14N	12.0		69,118	928	0	42,449	112,495	38,248
04-7087	Program Manager	FT	A	SS	Anchorage	200	22L / M	12.0		111,585	0	0	57,026	168,611	57,328
04-7088	Child Support Specialist I	FT	A	GP	Anchorage	200	14C / D	12.0		48,334	649	0	35,335	84,318	28,668

Note: If a position is split, an asterisk (*) will appear in the Split/Count column. If the split position is also counted in the component, two asterisks (**) will appear in this column. [No valid job title] appearing in the Job Class Title indicates that the PCN has an invalid class code or invalid range for the class code effective date of this scenario.

Personal Services Expenditure Detail
Department of Revenue

Scenario: FY2022 Governor (17280)
Component: Child Support Services Division (111)
RDU: Child Support Services (41)

PCN	Job Class Title	Time Status	Retire Code	Barg Unit	Location	Salary Sched	Range / Step	Comp Months	Split / Count	Annual Salaries	COLA	Premium Pay	Annual Benefits	Total Costs	UGF Amount
04-7090	Office Assistant II	FT	A	GP	Anchorage	200	10B / C	12.0		36,743	493	0	31,367	68,603	23,325
04-7091	Accounting Technician I	FT	A	GP	Anchorage	99	12N	12.0		60,092	807	0	39,360	100,259	34,088
04-7092	Accounting Technician I	FT	A	GP	Anchorage	200	12C / D	12.0		42,455	570	0	33,323	76,348	25,958
04-7094	Office Assistant II	FT	A	GP	Anchorage	200	10C / D	12.0		38,309	514	0	31,904	70,727	24,047
04-7095	Analyst/Programmer II	FT	A	GP	Anchorage	200	16B / C	12.0		55,005	738	0	37,619	93,362	31,743
04-7096	Analyst/Programmer II	FT	A	GP	Anchorage	200	16A / B	12.0		53,623	720	0	37,145	91,488	31,106
04-7097	Analyst/Programmer V	FT	A	GP	Anchorage	200	22G	12.0		95,687	1,284	0	51,544	148,515	50,495
04-7098	Child Support Specialist I	FT	A	GP	Anchorage	200	14D / E	12.0		50,876	683	0	36,205	87,764	29,840
04-7099	Office Assistant II	FT	A	GP	Anchorage	200	10C / D	12.0		38,130	512	0	31,842	70,484	23,965
04-7100	Child Support Specialist I	FT	A	GP	Anchorage	200	14A / B	12.0		46,432	623	0	34,684	81,739	27,791
04-7101	Office Assistant II	FT	A	GP	Anchorage	200	10D / E	12.0		38,909	522	0	32,109	71,540	24,324
04-7102	Office Assistant II	FT	A	GP	Anchorage	200	10B / C	12.0		37,255	500	0	31,543	69,298	23,561
04-7103	Deputy Director	FT	A	XE	Anchorage	N00	25B / C	12.0		102,980	0	0	53,936	156,916	53,351
04-7104	Office Assistant II	FT	A	GP	Anchorage	200	10C / D	12.0		38,219	513	0	31,873	70,605	24,006
04-7105	Child Support Specialist II	FT	A	SS	Anchorage	99	16O	12.0		83,456	0	0	47,397	130,853	44,490
04-7106	Child Support Specialist I	FT	A	GP	Anchorage	200	14J	12.0		57,759	775	0	38,561	97,095	33,012
04-7107	Analyst/Programmer V	FT	A	SS	Anchorage	200	22D / E	12.0		94,154	0	0	51,059	145,213	49,372
04-7109	Office Assistant II	FT	A	GP	Anchorage	200	10B / C	12.0		37,255	500	0	31,543	69,298	23,561
04-7111	Accounting Technician II	FT	A	GP	Anchorage	200	14B / C	12.0		48,120	646	0	35,262	84,028	28,570
04-7112	Child Support Specialist II	FT	A	SS	Anchorage	600	16K / L	12.0		71,180	0	0	43,195	114,375	38,888
04-7113	Office Assistant II	FT	A	GP	Anchorage	200	10C / D	12.0		37,853	508	0	31,747	70,108	23,837
04-7114	Accounting Technician III	FT	A	SS	Anchorage	600	16C / D	12.0		59,717	0	0	39,271	98,988	33,656
04-7116	Child Support Specialist I	FT	A	GG	Anchorage	200	14M / N	12.0		63,742	856	0	40,609	105,207	35,770
04-7117	Child Support Specialist I	FT	A	GP	Anchorage	200	14F / G	12.0		54,209	728	0	37,346	92,283	31,376
04-7119	Office Assistant II	FT	A	GP	Anchorage	200	10B / C	12.0		36,794	494	0	31,385	68,673	23,349
04-7120	Accounting Technician II	FT	A	GP	Anchorage	200	14C / D	12.0		49,829	669	0	35,847	86,345	29,357
04-7122	Child Support Specialist I	FT	A	GP	Anchorage	200	14D / E	12.0		50,876	683	0	36,205	87,764	29,840
04-7123	Accounting Technician I	FT	A	GG	Anchorage	200	12O / P	12.0		59,327	796	0	39,098	99,221	33,735
04-7124	Child Support Specialist II	FT	A	SS	Anchorage	600	16M	12.0		74,381	0	0	44,291	118,672	40,349
04-7126	Accounting Technician III	FT	A	SS	Anchorage	600	16C / D	12.0		59,717	0	0	39,271	98,988	33,656
04-7127	Accounting Technician III	FT	A	SS	Anchorage	600	16K / L	12.0		71,086	0	0	43,163	114,249	38,845
04-7128	Child Support Specialist I	FT	A	GP	Anchorage	200	14O / P	12.0		68,570	920	0	42,262	111,752	37,996
04-7129	Accounting Technician II	FT	A	GP	Anchorage	200	14B / C	12.0		48,185	647	0	35,284	84,116	28,599
04-7131	Office Assistant II	FT	A	GP	Anchorage	200	10K	12.0		45,416	610	0	34,336	80,362	27,323
04-7132	Child Support Specialist I	FT	A	GP	Anchorage	200	14G	12.0		55,439	744	0	37,767	93,950	31,943
04-7133	Office Assistant II	FT	A	GP	Anchorage	200	10G	12.0		42,237	567	0	33,248	76,052	25,858
04-7134	Office Assistant II	FT	A	GP	Anchorage	200	10B / C	12.0		36,681	492	0	31,346	68,519	23,297
04-7135	Accounting Technician I	FT	A	GP	Anchorage	200	12L	12.0		53,547	719	0	37,119	91,385	31,071

Note: If a position is split, an asterisk (*) will appear in the Split/Count column. If the split position is also counted in the component, two asterisks (**) will appear in this column. [No valid job title] appearing in the Job Class Title indicates that the PCN has an invalid class code or invalid range for the class code effective date of this scenario.

Personal Services Expenditure Detail
Department of Revenue

Scenario: FY2022 Governor (17280)
Component: Child Support Services Division (111)
RDU: Child Support Services (41)

PCN	Job Class Title	Time Status	Retire Code	Barg Unit	Location	Salary Sched	Range / Step	Comp Months	Split / Count	Annual Salaries	COLA	Premium Pay	Annual Benefits	Total Costs	UGF Amount
04-7136	Office Assistant II	FT	A	GP	Anchorage	200	10G / J	12.0		43,480	584	0	33,674	77,738	26,431
04-7137	Analyst/Programmer III	FT	A	GP	Anchorage	200	18A / B	12.0		61,668	828	0	39,899	102,395	34,814
04-7139	Child Support Specialist I	FT	A	GP	Anchorage	200	14A / B	12.0		46,432	623	0	34,684	81,739	27,791
04-7140	Child Support Specialist I	FT	A	GP	Anchorage	200	14A / B	12.0		46,432	623	0	34,684	81,739	27,791
04-7141	Child Support Specialist I	FT	A	GP	Anchorage	200	14C / D	12.0		48,842	656	0	35,509	85,007	28,902
04-7142	Child Support Specialist II	FT	A	SS	Anchorage	600	16E / F	12.0		64,788	0	0	41,007	105,795	35,970
04-7143	Office Assistant II	FT	A	GP	Anchorage	200	10B / C	12.0		37,255	500	0	31,543	69,298	23,561
04-7144	Child Support Specialist I	FT	A	GP	Anchorage	200	14E / F	12.0		52,657	707	0	36,815	90,179	30,661
04-7145	Child Support Specialist I	FT	A	GP	Anchorage	200	14F / G	12.0		54,282	729	0	37,371	92,382	31,410
04-7146	Child Support Specialist I	FT	A	GP	Anchorage	200	14A / B	12.0		46,432	623	0	34,684	81,739	27,791
04-7147	Child Support Specialist I	FT	A	GP	Anchorage	200	14J / K	12.0		59,163	794	0	39,042	98,999	33,660
04-7148	Child Support Specialist I	FT	A	GP	Anchorage	200	14J / K	12.0		59,163	794	0	39,042	98,999	33,660
04-7150	Child Support Specialist I	FT	A	GP	Anchorage	200	14E / F	12.0		52,577	706	0	36,787	90,070	30,624
04-7152	Child Support Specialist II	FT	A	SS	Anchorage	600	16O	12.0		79,290	0	0	45,971	125,261	42,589
04-7153	Child Support Specialist III	FT	A	SS	Anchorage	200	18E / F	12.0		74,393	0	0	44,295	118,688	40,354
04-7155	Child Support Specialist III	FT	A	SS	Anchorage	200	18L / M	12.0		84,748	0	0	47,840	132,588	45,080
04-7158	Child Support Specialist I	FT	A	GP	Anchorage	200	14L / M	12.0		62,064	833	0	40,035	102,932	34,997
04-7159	Child Support Specialist I	FT	A	GP	Anchorage	200	14E / F	12.0		53,623	720	0	37,145	91,488	31,106
04-7160	Child Support Specialist I	FT	A	GP	Anchorage	200	14D / E	12.0		51,399	690	0	36,384	88,473	30,081
04-7161	Child Support Specialist I	FT	A	GP	Anchorage	200	14E / F	12.0		52,657	707	0	36,815	90,179	30,661
04-7163	Child Support Specialist I	FT	A	GP	Anchorage	99	14O	12.0		71,700	962	0	43,333	115,995	39,438
04-7164	Child Support Specialist II	FT	A	GP	Anchorage	200	16F / G	12.0		63,793	856	0	40,627	105,276	35,794
04-7166	Office Assistant II	FT	A	GP	Anchorage	200	10F / G	12.0		41,327	555	0	32,937	74,819	25,439
04-7167	Office Assistant II	FT	A	GP	Anchorage	200	10C / D	12.0		37,549	504	0	31,643	69,696	23,697
04-7169	Child Support Specialist II	FT	A	SS	Anchorage	600	16B / C	12.0		57,574	0	0	38,538	96,112	32,678
04-7170	Child Support Specialist I	FT	A	GP	Anchorage	200	14D / E	12.0		50,203	674	0	35,975	86,852	29,530
04-7171	Child Support Specialist I	FT	A	GP	Anchorage	200	14A / B	12.0		46,496	624	0	34,706	81,826	27,821
04-7172	Child Support Specialist I	FT	A	GP	Anchorage	200	14A / B	12.0		46,432	623	0	34,684	81,739	27,791
04-7173	Child Support Specialist I	FT	A	GP	Anchorage	200	14C / D	12.0		48,842	656	0	35,509	85,007	28,902
04-7174	Child Support Specialist I	FT	A	GP	Anchorage	200	14A / B	12.0		46,432	623	0	34,684	81,739	27,791
04-7175	Child Support Specialist II	FT	A	GP	Anchorage	200	16E / F	12.0		60,517	812	0	39,505	100,834	34,284
04-7176	Office Assistant II	FT	A	GP	Anchorage	99	10P / Q	12.0		54,366	730	0	37,400	92,496	31,449
04-7177	Office Assistant II	FT	A	GP	Anchorage	99	10N	12.0		52,631	706	0	36,806	90,143	30,649
04-7178	Child Support Specialist I	FT	A	GP	Anchorage	200	14B / C	12.0		47,470	637	0	35,039	83,146	28,270
04-7181	Child Support Specialist I	FT	A	GP	Anchorage	200	14D / E	12.0		51,399	690	0	36,384	88,473	30,081
04-7182	Accounting Technician II	FT	A	GP	Anchorage	200	14J / K	12.0		59,085	793	0	39,015	98,893	33,624
04-7183	Child Support Specialist I	FT	A	GP	Anchorage	200	14B / C	12.0		47,470	637	0	35,039	83,146	28,270
04-7184	Child Support Specialist I	FT	A	GP	Anchorage	200	14J	12.0		57,759	775	0	38,561	97,095	33,012
04-7185	Information System	FT	A	SS	Anchorage	99	18N	12.0		93,012	0	0	50,668	143,680	48,851

Note: If a position is split, an asterisk (*) will appear in the Split/Count column. If the split position is also counted in the component, two asterisks (**) will appear in this column. [No valid job title] appearing in the Job Class Title indicates that the PCN has an invalid class code or invalid range for the class code effective date of this scenario.

Personal Services Expenditure Detail
Department of Revenue

Scenario: FY2022 Governor (17280)
Component: Child Support Services Division (111)
RDU: Child Support Services (41)

PCN	Job Class Title	Time Status	Retire Code	Barg Unit	Location	Salary Sched	Range / Step	Comp Months	Split / Count	Annual Salaries	COLA	Premium Pay	Annual Benefits	Total Costs	UGF Amount
	Coordinator														
04-7186	Child Support Specialist I	FT	A	GP	Anchorage	200	14M	12.0		63,570	853	0	40,550	104,973	35,691
04-7187	Child Support Specialist II	FT	A	SS	Anchorage	600	16A / B	12.0		56,885	0	0	38,302	95,187	32,364
04-7188	Accounting Technician II	FT	A	GP	Anchorage	200	14E / F	12.0		52,014	698	0	36,595	89,307	30,364
04-7189	Accounting Technician II	FT	A	GP	Anchorage	200	14G / J	12.0		56,792	762	0	38,230	95,784	32,567
04-7192	Accounting Technician III	FT	A	GG	Anchorage	99	16N / O	12.0		76,664	1,029	0	45,032	122,725	41,727
04-7193	Accounting Technician I	FT	A	GP	Anchorage	200	12J	12.0		50,232	674	0	35,985	86,891	29,543
04-7194	Accounting Technician III	FT	A	GP	Anchorage	200	16K / L	12.0		70,181	942	0	42,813	113,936	38,738
04-7195	Office Assistant II	FT	A	GP	Anchorage	200	10B / C	12.0		36,743	493	0	31,367	68,603	23,325
04-7196	Child Support Specialist I	FT	A	GP	Anchorage	200	14B / C	12.0		47,470	637	0	35,039	83,146	28,270
04-7197	Child Support Specialist III	FT	A	SS	Anchorage	99	18M	12.0		89,662	0	0	49,522	139,184	47,323
04-7199	Office Assistant II	FT	A	GP	Anchorage	200	10B / C	12.0		36,681	492	0	31,346	68,519	23,297
04-7200	Child Support Specialist I	FT	A	GP	Anchorage	200	14E / F	12.0		52,979	711	0	36,925	90,615	30,809
04-7201	Child Support Specialist II	FT	A	GP	Anchorage	200	16G	12.0		63,882	857	0	40,657	105,396	35,835
04-7202	Child Support Specialist I	FT	A	GP	Anchorage	200	14C / D	12.0		49,306	662	0	35,668	85,636	29,116
04-7203	Office Assistant II	FT	A	GP	Anchorage	200	10M	12.0		48,419	650	0	35,364	84,433	28,707
04-7204	Child Support Specialist I	FT	A	GP	Anchorage	200	14F / G	12.0		55,222	741	0	37,693	93,656	31,843
04-7205	Accounting Technician I	FT	A	GP	Anchorage	200	12G	12.0		48,185	647	0	35,284	84,116	28,599
04-7206	Child Support Specialist II	FT	A	SS	Anchorage	600	16N / O	12.0		78,458	0	0	45,686	124,144	42,209
04-7208	Child Support Specialist I	FT	A	GP	Anchorage	99	14O	12.0		71,700	962	0	43,333	115,995	39,438
04-7209	Accounting Technician II	FT	A	GP	Anchorage	99	14N	12.0		69,118	928	0	42,449	112,495	38,248
04-7210	Child Support Specialist I	FT	A	GG	Anchorage	99	14Q	12.0		77,188	1,036	0	45,212	123,436	41,968
04-7211	Child Support Specialist I	FT	A	GP	Anchorage	200	14G	12.0		55,439	744	0	37,767	93,950	31,943
04-7212	Child Support Specialist I	FT	A	GP	Anchorage	200	14C / D	12.0		49,754	668	0	35,821	86,243	29,323
04-7213	Child Support Specialist I	FT	A	GP	Anchorage	200	14D / E	12.0		50,203	674	0	35,975	86,852	29,530
04-7214	Child Support Specialist I	FT	A	GP	Anchorage	200	14B / C	12.0		47,197	634	0	34,946	82,777	28,144
04-7215	Child Support Specialist I	FT	A	GP	Anchorage	200	14F / G	12.0		54,498	732	0	37,445	92,675	31,510
04-7216	Child Support Specialist I	FT	A	GP	Anchorage	200	14B / C	12.0		47,470	637	0	35,039	83,146	28,270
04-7221	Child Support Specialist I	FT	A	GP	Anchorage	200	14M	12.0		63,570	853	0	40,550	104,973	35,691
04-7222	Child Support Specialist II	FT	A	SS	Anchorage	600	16F / J	12.0		66,508	0	0	41,596	108,104	36,755
04-7223	Child Support Specialist I	FT	A	GP	Anchorage	200	14A / B	12.0		46,496	624	0	34,706	81,826	27,821
04-7224	Child Support Specialist I	FT	A	GP	Anchorage	200	14A / B	12.0		46,432	623	0	34,684	81,739	27,791
04-7225	Accounting Technician III	FT	A	SS	Anchorage	600	16J / K	12.0		69,672	0	0	42,679	112,351	38,199
04-7226	Child Support Specialist I	FT	A	GP	Anchorage	200	14C / D	12.0		48,842	656	0	35,509	85,007	28,902
04-7227	Office Assistant II	FT	A	GP	Anchorage	200	10B / C	12.0		36,743	493	0	31,367	68,603	23,325
04-7228	Investigator III	FT	A	GP	Anchorage	200	18E / F	12.0		70,488	946	0	42,918	114,352	38,880
04-7229	Office Assistant II	FT	A	GP	Anchorage	200	10B / C	12.0		36,681	492	0	31,346	68,519	23,297
04-7230	Child Support Specialist I	FT	A	GP	Anchorage	200	14B / C	12.0		47,145	633	0	34,928	82,706	28,120
04-7232	Child Support Specialist I	FT	A	GG	Anchorage	99	14M	12.0		66,597	894	0	41,586	109,077	37,086

Note: If a position is split, an asterisk (*) will appear in the Split/Count column. If the split position is also counted in the component, two asterisks (**) will appear in this column.
 [No valid job title] appearing in the Job Class Title indicates that the PCN has an invalid class code or invalid range for the class code effective date of this scenario.

Personal Services Expenditure Detail
Department of Revenue

Scenario: FY2022 Governor (17280)
Component: Child Support Services Division (111)
RDU: Child Support Services (41)

PCN	Job Class Title	Time Status	Retire Code	Barg Unit	Location	Salary Sched	Range / Step	Comp Months	Split / Count	Annual Salaries	COLA	Premium Pay	Annual Benefits	Total Costs	UGF Amount
04-7233	Analyst/Programmer III	FT	A	GP	Anchorage	200	18C / D	12.0		64,249	862	0	40,783	105,894	36,004
04-8048	Microfilm/Imaging Operator II	FT	A	GP	Anchorage	200	12D / E	12.0		44,891	603	0	34,157	79,651	27,081

				Total Salary Costs:	11,154,678
				Total COLA:	108,210
				Total Premium Pay:	0
				Total Benefits:	7,446,041
				Total Pre-Vacancy:	18,708,929
				Minus Vacancy Adjustment of 6.40%:	(1,196,929)
				Total Post-Vacancy:	17,512,000
				Plus Lump Sum Premium Pay:	0
				Personal Services Line 100:	17,512,000

	Total Positions	New	Deleted
Full Time Positions:	193	0	0
Part Time Positions:	0	0	0
Non Permanent Positions:	0	0	0
Positions in Component:	193	0	0

Total Component Months:	2,316.0
-------------------------	---------

PCN Funding Sources:	Pre-Vacancy	Post-Vacancy	Percent
1002 Federal Receipts	12,260,865	11,476,459	65.53%
1003 General Fund Match	6,316,203	5,912,115	33.76%
1061 Capital Improvement Project Receipts	131,861	123,425	0.70%
Total PCN Funding:	18,708,929	17,512,000	100.00%

Note: If a position is split, an asterisk (*) will appear in the Split/Count column. If the split position is also counted in the component, two asterisks (**) will appear in this column. [No valid job title] appearing in the Job Class Title indicates that the PCN has an invalid class code or invalid range for the class code effective date of this scenario.

**State of Alaska
FY2022 Governor's Operating Budget**

**Department of Revenue
Administration and Support
Results Delivery Unit Budget Summary**

Administration and Support Results Delivery Unit

Contribution to Department's Mission

The mission of the Department of Revenue is to collect, distribute and invest funds for public purposes.

Major RDU Accomplishments in 2020

Please see component narratives.

Key RDU Challenges

Please see component narratives.

Significant Changes in Results to be Delivered in FY2022

Please see component narratives.

Contact Information

Contact: Brian Fechter, Director, Administrative Services

Phone: (907) 269-1034

E-mail: brian.fechter@alaska.gov

**Administration and Support
RDU Financial Summary by Component**

All dollars shown in thousands

	FY2020 Actuals				FY2021 Management Plan				FY2022 Governor			
	UGF+DGF Funds	Other Funds	Federal Funds	Total Funds	UGF+DGF Funds	Other Funds	Federal Funds	Total Funds	UGF+DGF Funds	Other Funds	Federal Funds	Total Funds
Formula Expenditures None.												
Non-Formula Expenditures												
Commissioner's Office	130.7	200.7	296.5	627.9	130.7	173.1	332.0	635.8	408.1	173.1	332.0	913.2
Administrative Services	533.5	814.4	393.4	1,741.3	534.4	1,458.5	462.0	2,454.9	474.1	1,461.7	463.8	2,399.6
Criminal Investigations Unit	0.0	368.3	0.0	368.3	0.0	388.4	0.0	388.4	0.0	1,097.7	0.0	1,097.7
Totals	664.2	1,383.4	689.9	2,737.5	665.1	2,020.0	794.0	3,479.1	882.2	2,732.5	795.8	4,410.5

Administration and Support
Summary of RDU Budget Changes by Component
From FY2021 Management Plan to FY2022 Governor

All dollars shown in thousands

	<u>Unrestricted</u> <u>Gen (UGF)</u>	<u>Designated</u> <u>Gen (DGF)</u>	<u>Other Funds</u>	<u>Federal</u> <u>Funds</u>	<u>Total Funds</u>
FY2021 Management Plan	665.1	0.0	2,020.0	794.0	3,479.1
Adjustments which continue current level of service:					
-Commissioner's Office	323.7	0.0	0.0	0.0	323.7
-Administrative Services	1.2	0.0	3.2	1.8	6.2
-Criminal Investigations Unit	0.0	0.0	5.7	0.0	5.7
Proposed budget increases:					
-Criminal Investigations Unit	0.0	0.0	713.6	0.0	713.6
Proposed budget decreases:					
-Commissioner's Office	-46.3	0.0	0.0	0.0	-46.3
-Administrative Services	-61.5	0.0	0.0	0.0	-61.5
-Criminal Investigations Unit	0.0	0.0	-10.0	0.0	-10.0
FY2022 Governor	882.2	0.0	2,732.5	795.8	4,410.5

State of Alaska FY2022 Governor's Operating Budget

Department of Revenue Commissioner's Office Component Budget Summary

Component: Commissioner's Office

Contribution to Department's Mission

The mission of the Department of Revenue is to collect, distribute and invest funds for public purposes.

Core Services

- Management oversight of division programs
- Coordination, development and promotion of programs for collection and investment of public funds
- Provide controls and enforcement for the collection, investment and payment of funds (Permanent Fund Dividend, Child Support Services, Tax and Treasury Divisions)

Major Component Accomplishments in 2020

Please see department accomplishments.

Key Component Challenges

- The Department of Revenue is undertaking a major initiative to establish Key performance Indicators (KPIs) at the Department, Division, and individual employee level. This process is a major undertaking but at the end it will culminate in the establishment of SMART goals for each employee to ensure that the entire department is productive in this telework environment and aligned with the department's strategic vision.
- It is anticipated that the balance of the Constitutional Budget Reserve (CBR) fund will be less than \$1.0 billion by the end of FY2021. Given that this has been the main account used for cash-flow management in recent years, the Department will be challenged to identify other sources of short-borrowing to meet appropriations given the mis-match between the rate of revenue collections and the rate of spending.
- Providing key decision makers with the information necessary to adopt a fiscal plan to ensure that the State of Alaska has the financial resources necessary to provide constitutionally required public services in an era of volatile oil prices and declining production.
- Estimating oil and gas revenues in light of the highly volatile oil and gas market coupled with uncertainties in the U.S. and global economies.
- Managing the State's \$42 billion assets, including the General Fund and Other Non-segregated Investments (GeFONSI), the Constitutional Budget Reserve Fund and pension funds is more challenging in an environment of increased market volatility, after several years of relatively placid markets, as market participants increasingly react to the U.S. economy including the rising risks of recession and concern that an uncertain economic event may occur.
- Using technology improvements to process approximately 640,000 Permanent Fund Dividend applications annually and within a limited budget.

Significant Changes in Results to be Delivered in FY2022

Please see department changes in results.

Statutory and Regulatory Authority

AS 09.50	Code of Civil Procedure - Actions Where State a Party
AS 10.25.570	Electric and Telephone Cooperative Act
AS 16.10.265	Purchase of Fish from Permit Holders

AS.18.26 Alaska Medical Facility Authority
AS 18.56 Alaska Housing Finance Corporation
AS 25.25 Uniform Interstate Family Support Act
AS 25.27 Child Support Service Agency
AS 34.45 Unclaimed Property
AS 37.05 Fiscal Procedures Act
AS 37.07 Executive Budget Act
AS 37.10 Public Funds
AS 37.10.220 Duties of the Alaska Retirement Management Board
AS 37.13 Alaska Permanent Fund and Corporation
AS 37.14 Special [Mental Health Trust] Funds
AS 37.15 State Bonding Act
AS 38.05.036 Audit of Royalty and Net Profit Payments and Costs
AS 40.25.110 Public Records
AS 43 Revenue and Taxation
AS 44.25 Department of Revenue
AS 44.83.386 Alaska Energy Authority - Investment of Fund
AS 44.85 Alaska Municipal Bond Bank Authority
AS 45.98.050 Historical District Loan Act - Sale or Transfer of Mortgages and Notes
15 AAC Revenue

Contact Information

Contact: Brian Fechter, Director, Administrative Services
Phone: (907) 269-1034
E-mail: brian.fechter@alaska.gov

Commissioner's Office Personal Services Information				
Authorized Positions			Personal Services Costs	
	<u>FY2021</u> <u>Management</u> <u>Plan</u>	<u>FY2022</u> <u>Governor</u>		
Full-time	4	4	Annual Salaries	532,753
Part-time	0	0	Premium Pay	0
Nonpermanent	0	0	Annual Benefits	256,134
			<i>Less 3.06% Vacancy Factor</i>	(24,176)
			Lump Sum Premium Pay	0
Totals	4	4	Total Personal Services	764,711

Position Classification Summary					
Job Class Title	Anchorage	Fairbanks	Juneau	Others	Total
Commissioner	1	0	0	0	1
Deputy Commissioner	0	0	1	0	1
Sp Asst Commrii	0	0	2	0	2
Totals	1	0	3	0	4

Component Detail All Funds
Department of Revenue

Component: Commissioner's Office (123)
RDU: Administration and Support (50)

Non-Formula Component

	FY2020 Actuals	FY2021 Conference Committee	FY2021 Authorized	FY2021 Management Plan	FY2022 Governor	FY2021 Management Plan vs FY2022 Governor	
71000 Personal Services	364.2	434.5	434.5	434.5	764.7	330.2	76.0%
72000 Travel	19.2	38.5	38.5	38.5	38.5	0.0	0.0%
73000 Services	237.8	133.9	133.9	133.9	81.1	-52.8	-39.4%
74000 Commodities	6.7	28.9	28.9	28.9	28.9	0.0	0.0%
75000 Capital Outlay	0.0	0.0	0.0	0.0	0.0	0.0	0.0%
77000 Grants, Benefits	0.0	0.0	0.0	0.0	0.0	0.0	0.0%
78000 Miscellaneous	0.0	0.0	0.0	0.0	0.0	0.0	0.0%
Totals	627.9	635.8	635.8	635.8	913.2	277.4	43.6%
Fund Sources:							
1001 CBR Fund (UGF)	0.0	32.7	32.7	32.7	0.0	-32.7	-100.0%
1004 Gen Fund (UGF)	130.7	98.0	98.0	98.0	408.1	310.1	316.4%
1007 I/A Rcpts (Other)	200.7	173.1	173.1	173.1	173.1	0.0	0.0%
1133 CSSD Reimb (Fed)	296.5	332.0	332.0	332.0	332.0	0.0	0.0%
Unrestricted General (UGF)	130.7	130.7	130.7	130.7	408.1	277.4	212.2%
Designated General (DGF)	0.0	0.0	0.0	0.0	0.0	0.0	0.0%
Other Funds	200.7	173.1	173.1	173.1	173.1	0.0	0.0%
Federal Funds	296.5	332.0	332.0	332.0	332.0	0.0	0.0%
Positions:							
Permanent Full Time	3	3	3	4	4	0	0.0%
Permanent Part Time	0	0	0	0	0	0	0.0%
Non Permanent	0	0	0	0	0	0	0.0%

Change Record Detail - Multiple Scenarios with Descriptions
Department of Revenue

Component: Commissioner's Office (123)
RDU: Administration and Support (50)

Scenario/Change Record Title	Trans Type	Totals	Personal Services	Travel	Services	Commodities	Capital Outlay	Grants, Benefits	Miscellaneous	Positions		NP
										PFT	PPT	
***** Changes From FY2021 Conference Committee To FY2021 Authorized *****												
Conference Committee												
	ConfCom	635.8	434.5	38.5	133.9	28.9	0.0	0.0	0.0	3	0	0
1001 CBR Fund		32.7										
1004 Gen Fund		98.0										
1007 I/A Rcpts		173.1										
1133 CSSD		332.0										
Reimb												
Subtotal		635.8	434.5	38.5	133.9	28.9	0.0	0.0	0.0	3	0	0
***** Changes From FY2021 Authorized To FY2021 Management Plan *****												
Transfer Deputy Commissioner (04-5001) from the Treasury Division for Departmentwide Support												
	Trin	0.0	0.0	0.0	0.0	0.0	0.0	0.0	0.0	1	0	0
Transfer full-time Deputy Commissioner (04-5001), range 28, located in Juneau, from Treasury to Commissioner's Office for departmentwide support. Previously, this position focused on investment and Treasury-specific policy. The position is now focused on departmentwide policy and support.												
Subtotal		635.8	434.5	38.5	133.9	28.9	0.0	0.0	0.0	4	0	0
***** Changes From FY2021 Management Plan To FY2022 Governor *****												
Transfer Deputy Commissioner (04-5001) Authority from the Treasury Division for Departmentwide Support												
	Trin	323.7	323.7	0.0	0.0	0.0	0.0	0.0	0.0	0	0	0
1004 Gen Fund		323.7										
Transfer personal services authority associated with the movement of the Deputy Commissioner (04-5001) from Treasury to the Commissioner's Office for departmentwide support. This position previously focused on investment and Treasury-specific policy and is now focused on departmentwide policy and support.												
Reduce Authority for Federal Indirect Rate Improvement												
	Dec	-46.3	0.0	0.0	-46.3	0.0	0.0	0.0	0.0	0	0	0
1004 Gen Fund		-46.3										
The Commissioner's Office and Administrative Services Division (ASD) achieved an increase to indirect/administrative billings to the Child Support Division's federal program, resulting in increased federal reimbursement. This allows a shift of over \$100.0 of the combined Commissioner's Office and ASD expenses from the state general fund to federal receipts.												
Fund Source Adjustment of CBRF to UGF												
	FndChg	0.0	0.0	0.0	0.0	0.0	0.0	0.0	0.0	0	0	0
1001 CBR Fund		-32.7										
1004 Gen Fund		32.7										

Change Record Detail - Multiple Scenarios with Descriptions
Department of Revenue

Component: Commissioner's Office (123)
RDU: Administration and Support (50)

Scenario/Change Record Title	Trans Type	Totals	Personal Services	Travel	Services	Commodities	Capital Outlay	Grants, Benefits	Miscellaneous	Positions		NP
										PFT	PPT	
Replace Constitutional Budget Reserve Fund (CBRF) used as a one-time funding mechanism in FY2021.												
Transfer Authority from Services for Anticipated Personal Service Expenditures												
	LIT	0.0	6.5	0.0	-6.5	0.0	0.0	0.0	0.0	0	0	0
The remaining services authority is anticipated to be sufficient to cover operating expenditures.												
Totals		913.2	764.7	38.5	81.1	28.9	0.0	0.0	0.0	4	0	0

Line Item Detail (1676)
Department of Revenue
Travel

Component: Commissioner's Office (123)

Line Number	Line Name		FY2020 Actuals	FY2021 Management Plan	FY2022 Governor
2000	Travel		19.2	38.5	38.5
Object Class	Servicing Agency	Explanation	FY2020 Actuals	FY2021 Management Plan	FY2022 Governor
2000 Travel Detail Totals			19.2	38.5	38.5
2000	In-State Employee Travel	Airfare, lodging, surface transportation, reimbursable travel costs, meals and incidentals	16.2	38.5	38.5
2002	Out of State Employee Travel	Airfare, lodging, surface transportation, reimbursable travel costs, meals and incidentals	3.0	0.0	0.0

Line Item Detail (1676)
Department of Revenue
Services

Component: Commissioner's Office (123)

Line Number	Line Name		FY2020 Actuals	FY2021 Management Plan	FY2022 Governor
3000	Services		237.8	133.9	81.1
Object Class	Servicing Agency	Explanation	FY2020 Actuals	FY2021 Management Plan	FY2022 Governor
3000 Services Detail Totals			237.8	133.9	81.1
3000	Education Services	Training, educational conferences, agency memberships, tuition, books and fees for work-related courses	0.9	0.3	0.3
3001	Financial Services	Accounting, auditing, and management/consulting services	50.0	0.0	0.0
3002	Legal and Judicial Services	Transcription services	1.4	1.0	1.0
3003	Information Technology	IT training, consulting, software licensing, software maintenance, and IT equipment leases	3.9	3.9	3.9
3004	Telecommunications	Local, long distance, cellular, television, data/network telecommunications equipment charges	3.6	3.8	3.8
3005	Health Services	Ergonomic assessments	0.2	0.3	0.3
3006	Delivery Services	Freight, courier services, and postage	0.0	0.1	0.1
3009	Structure/Infrastructure/Land	Infrastructure maintenance and repairs, rentals, and leases	0.4	0.4	0.4
3010	Equipment/Machinery	Office furniture and equipment repairs, maintenance, rentals and leases	5.0	5.0	5.0
3011	Other Services	Professional management and consulting services; printing and copying services	0.4	0.9	0.9
3017	Inter-Agency Information Technology Non-Telecommunications	Admin - Department-wide Office of Information Technology (OIT) core services	9.3	13.6	11.7

Line Item Detail (1676)
Department of Revenue
Services

Component: Commissioner's Office (123)

Object Class		Servicing Agency	Explanation	FY2020 Actuals	FY2021 Management Plan	FY2022 Governor
3000 Services Detail Totals				237.8	133.9	81.1
3018	Inter-Agency Information Technology Telecommunications	Admin - Department-wide	Office of Information Technology (OIT) telecommunications services	4.8	4.8	4.8
3020	Inter-Agency Building Maintenance	Admin - Department-wide	Building maintenance performed by Shared Services of Alaska	2.0	2.0	2.0
3021	Inter-Agency Mail	Admin - Department-wide	Central mailroom services including pickup and delivery of mail, postage, and mailing of state warrants	1.2	1.3	1.3
3022	Inter-Agency Human Resources	Admin - Department-wide	Human resource and payroll services provided by the Division of Personnel	2.1	2.3	2.3
3023	Inter-Agency Building Leases	Admin - Department-wide	Cost of space in state-owned facilities and private leases	65.1	71.4	33.7
3024	Inter-Agency Legal	Law - Department-wide	Regulations review, other legal opinions and review provided by the Department of Law	9.4	8.9	8.9
3025	Inter-Agency Auditing	Admin - Department-wide	Costs associated with compliance audit services and statewide single audit	34.9	0.0	0.0
3026	Inter-Agency Insurance	Admin - Department-wide	Risk Management	0.1	0.1	0.1
3027	Inter-Agency Financial	Admin - Department-wide	Division of Finance chargeback for IRIS FIN, HRM, and ALDER	1.0	0.7	0.6
3030	Inter-Agency Hearing/Mediation	Admin - Department-wide	Hearing services provided by the Office of Administrative Hearings (OAH)	4.4	13.1	0.0
3038	Inter-Agency Management/Consulting	Gov - Department-wide	Payroll reimbursement to the Governor's Office for an acting Commissioner in FY2020	37.7	0.0	0.0

Line Item Detail (1676)
Department of Revenue
Commodities

Component: Commissioner's Office (123)

Line Number	Line Name		FY2020 Actuals	FY2021 Management Plan	FY2022 Governor
4000	Commodities		6.7	28.9	28.9
Object Class	Servicing Agency	Explanation	FY2020 Actuals	FY2021 Management Plan	FY2022 Governor
		4000 Commodities Detail Totals	6.7	28.9	28.9
4000	Business	Business supplies including book and educational equipment and furniture; office supplies; desktop computers, printers and IT equipment less than \$5,000 per item; and subscriptions including electronic access to information	6.7	28.9	28.9

Revenue Detail (1681)
Department of Revenue

Component: Commissioner's Office (123)

Revenue Type (OMB Fund Code) Revenue Source	Component	Comment	FY2020 Actuals	FY2021 Management Plan	FY2022 Governor
5007 I/A Rcpts (1007 I/A Rcpts)			240.3	173.1	173.1
5301 Inter-Agency Receipts	Rev - AHFC Operations (110)	Support services provided by the Commissioner's Office are billed through the department's internal administrative cost allocation plan.	3.1	3.0	3.0
5301 Inter-Agency Receipts	Rev - AMBBA Operations (108)	Support services provided by the Commissioner's Office are billed through the department's internal administrative cost allocation plan.	1.0	1.0	1.0
5301 Inter-Agency Receipts	Rev - APFC Operations (109)	Support services provided by the Commissioner's Office are billed through the department's internal administrative cost allocation plan.	5.5	3.2	3.2
5301 Inter-Agency Receipts	Rev - Criminal Investigations Unit (2993)	Support services provided by the Commissioner's Office are billed through the department's internal administrative cost allocation plan.	2.1	1.0	1.0
5301 Inter-Agency Receipts	Rev - Long Term Care Ombudsman Office (2749)	Support services provided by the Commissioner's Office are billed through the department's internal administrative cost allocation plan.	0.1	0.1	0.1
5301 Inter-Agency Receipts	Rev - Mental Health Trust Operations (1423)	Support services provided by the Commissioner's Office are billed through the department's internal administrative cost allocation plan.	0.2	0.2	0.2
5301 Inter-Agency Receipts	Rev - Permanent Fund Dividend Division (981)	Support services provided by the Commissioner's Office are billed through the department's internal administrative cost allocation plan.	73.6	53.4	53.4
5301 Inter-Agency Receipts	Rev - Tax Division (2476)	Support services provided by the Commissioner's Office are billed through the department's internal administrative cost allocation plan.	108.4	82.0	82.0
5301 Inter-Agency Receipts	Rev - Treasury Division (121)	Support services provided by the Commissioner's Office are billed through the department's internal	43.1	26.6	26.6

Revenue Detail (1681)
Department of Revenue

Component: Commissioner's Office (123)

Revenue Type (OMB Fund Code) Revenue Source	Component	Comment	FY2020 Actuals	FY2021 Management Plan	FY2022 Governor
5301 Inter-Agency Receipts	Rev - Unclaimed Property (2938)	administrative cost allocation plan. Support services provided by the Commissioner's Office are billed through the department's internal administrative cost allocation plan.	3.2	2.6	2.6
5133 CSSD Reimb (1133 CSSD Reimb)			296.5	332.0	332.0
5081 CSSD Admin Cost Reimb (Indirect) Federal Grants/Contracts		Indirect cost recovery receipts are received from the federal Child Support Enforcement Program and are allocated to agencies that incur overhead costs in support of CSSD.	296.5	332.0	332.0

Inter-Agency Services (1682)
Department of Revenue

Component: Commissioner's Office (123)

				FY2020 Actuals	FY2021 Management Plan	FY2022 Governor
Component Totals				172.0	118.2	65.4
With Department of Administration				124.9	109.3	56.5
With Department of Law				9.4	8.9	8.9
With Office of the Governor				37.7	0.0	0.0
Object Class	Servicing Agency	Explanation	FY2020 Actuals	FY2021 Management Plan	FY2022 Governor	
3017	Inter-Agency Information Technology Non-Telecommunications	Admin - Department-wide Office of Information Technology (OIT) core services	9.3	13.6	11.7	
3018	Inter-Agency Information Technology Telecommunications	Admin - Department-wide Office of Information Technology (OIT) telecommunications services	4.8	4.8	4.8	
3020	Inter-Agency Building Maintenance	Admin - Department-wide Building maintenance performed by Shared Services of Alaska	2.0	2.0	2.0	
3021	Inter-Agency Mail	Admin - Department-wide Central mailroom services including pickup and delivery of mail, postage, and mailing of state warrants	1.2	1.3	1.3	
3022	Inter-Agency Human Resources	Admin - Department-wide Human resource and payroll services provided by the Division of Personnel	2.1	2.3	2.3	
3023	Inter-Agency Building Leases	Admin - Department-wide Cost of space in state-owned facilities and private leases	65.1	71.4	33.7	
3024	Inter-Agency Legal	Law - Department-wide Regulations review, other legal opinions and review provided by the Department of Law	9.4	8.9	8.9	
3025	Inter-Agency Auditing	Admin - Department-wide Costs associated with compliance audit services and statewide single audit	34.9	0.0	0.0	
3026	Inter-Agency Insurance	Admin - Department-wide Risk Management	0.1	0.1	0.1	
3027	Inter-Agency Financial	Admin - Department-wide Division of Finance chargeback for IRIS FIN, HRM, and ALDER	1.0	0.7	0.6	
3030	Inter-Agency Hearing/Mediation	Admin - Department-wide Hearing services provided by the Office of Administrative Hearings (OAH)	4.4	13.1	0.0	

Inter-Agency Services (1682)
Department of Revenue

Component: Commissioner's Office (123)

Object Class		Servicing Agency	Explanation	FY2020 Actuals	FY2021 Management Plan	FY2022 Governor
3038	Inter-Agency Management/Consulting	Gov - Department-wide	Payroll reimbursement to the Governor's Office for an acting Commissioner in FY2020	37.7	0.0	0.0

Personal Services Expenditure Detail
Department of Revenue

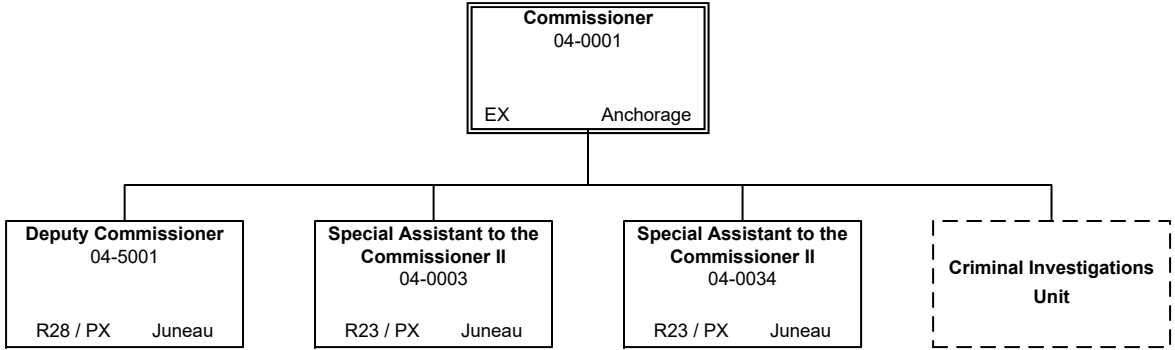
Scenario: FY2022 Governor (17280)
Component: Commissioner's Office (123)
RDU: Administration and Support (50)

PCN	Job Class Title	Time Status	Retire Code	Barg Unit	Location	Salary Sched	Range / Step	Comp Months	Split / Count	Annual Salaries	COLA	Premium Pay	Annual Benefits	Total Costs	UGF Amount
04-0001	Commissioner	FT	A	XE	Anchorage	N00	0	12.0		141,161	0	0	67,006	208,167	106,790
04-0003	Sp Asst Commrri	FT	A	XE	Juneau	N05	23D / E	12.0		97,752	0	0	52,147	149,899	76,898
04-0034	Sp Asst Commrri	FT	A	XE	Juneau	N05	23Q	12.0		135,174	0	0	64,956	200,130	102,667
04-5001	Deputy Commissioner	FT	A	XE	Juneau	N05	28N / O	12.0		158,666	0	0	72,025	230,691	118,345
													Total Salary Costs:	532,753	
													Total COLA:	0	
													Total Premium Pay:	0	
													Total Benefits:	256,134	
													Total Pre-Vacancy:	788,887	
													Minus Vacancy Adjustment of 3.06%:	(24,176)	
													Total Post-Vacancy:	764,711	
													Plus Lump Sum Premium Pay:	0	
													Personal Services Line 100:	764,711	
Total Component Months:		48.0													

PCN Funding Sources:	Pre-Vacancy	Post-Vacancy	Percent
1004 General Fund Receipts	404,699	392,297	51.30%
1007 Interagency Receipts	131,744	127,707	16.70%
1133 CSSD Administrative Cost Reimbursement	252,444	244,708	32.00%
Total PCN Funding:	788,887	764,711	100.00%

Note: If a position is split, an asterisk (*) will appear in the Split/Count column. If the split position is also counted in the component, two asterisks (**) will appear in this column. [No valid job title] appearing in the Job Class Title indicates that the PCN has an invalid class code or invalid range for the class code effective date of this scenario.

Department of Revenue
Commissioner's Office (123)
RDU: Administration and Support (50)
FY2022 Governor's Budget
Position Totals: 4 PFT



State of Alaska FY2022 Governor's Operating Budget

Department of Revenue Administrative Services Component Budget Summary

Component: Administrative Services

Contribution to Department's Mission

The Administrative Services Division (ASD) of the Department of Revenue (DOR) provides centralized core support services to DOR and its affiliated boards, corporations, and authorities so that each entity may focus their staff resources toward accomplishing their respective program goals. The mission of the Administrative Services Division is to provide efficient, cost-effective, and customer-focused administrative, financial, budget, human resources, and procurement services to DOR.

Core Services

- Administrative Management and Procurement: Procurement and contract administration, timesheet administration, employee movement, business and administrative management, state property management, and records management.
- Budget: Budget planning, monitoring, implementation, and forecasting as well as legislative tracking and responses related to the operating budget and fiscal notes.
- Fiscal: Financial accounting and certifications, reimbursable service agreement development, billing, and allocation, payable requests and invoices, travel coordination, and administrative support.
- Continuous Process and Management Improvement: Process improvement initiatives, performance management systems, and internal controls.
- Human Resources: Personnel management guidance, recruitment and hire approvals, employment law and EEO guidance, labor relations guidance, and employee performance evaluation reporting.
- Shared Services: The DOR ASD Fiscal Section staff work directly with Shared Services of Alaska (SSoA) to ensure efficient and cost-effective travel processing and accounts payables for DOR. The ASD Director provides dotted line oversight of the Office of Information Technology (OIT) Department Technology Officer (DTO) to ensure that DOR mission-critical needs and deadlines are met by OIT.

Major Component Accomplishments in 2020

- DOR ASD's major accomplishments in FY2020 include implementation of continuous process improvement initiatives within the division and throughout DOR; improved documentation of institutional knowledge, procedures, and training materials; improved system workflows and reporting capabilities; and alignment of internal policies and procedures with statewide guidance for HR, SSoA, and OIT administrative consolidation initiatives.

Key Component Challenges

- The key challenges for DOR ASD relate to statewide and department-wide restructuring efforts, budgetary changes, training and retaining highly qualified staff, and improving procedures, training, and reporting from the State's recently implemented enterprise resource planning software, IRIS.

Significant Changes in Results to be Delivered in FY2022

- The most significant expected changes in results delivered by DOR ASD relate to SSoA and OIT consolidation efforts.

Statutory and Regulatory Authority

AS 23 Labor and Workers' Compensation
AS 36 Public Contracts
AS 37 Public Finance
AS 39 Public Officers and Employees
AS 43 Revenue and Taxation

AS 44 State Government

Contact Information
<p>Contact: Brian Fechter, Director, Administrative Services Phone: (907) 269-1034 E-mail: brian.fechter@alaska.gov</p>

Administrative Services Personal Services Information				
Authorized Positions			Personal Services Costs	
	<u>FY2021</u> <u>Management</u> <u>Plan</u>	<u>FY2022</u> <u>Governor</u>		
Full-time	13	12	Annual Salaries	858,940
Part-time	0	0	COLA	5,617
Nonpermanent	0	0	Premium Pay	0
			Annual Benefits	519,699
			<i>Less 4.00% Vacancy Factor</i>	<i>(55,370)</i>
			Lump Sum Premium Pay	0
Totals	13	12	Total Personal Services	1,328,886

Position Classification Summary					
Job Class Title	Anchorage	Fairbanks	Juneau	Others	Total
Accountant V	0	0	1	0	1
Accounting Technician I	0	0	1	0	1
Accounting Technician III	0	0	1	0	1
Administrative Assistant II	1	0	2	0	3
Admn OPS Mgr I	0	0	1	0	1
Budget Analyst I	0	0	1	0	1
Budget Analyst III	0	0	1	0	1
Human Resource Consultant III	0	0	1	0	1
Human Resource Technician II	0	0	1	0	1
Internet Specialist II	0	0	1	0	1
Totals	1	0	11	0	12

Component Detail All Funds
Department of Revenue

Component: Administrative Services (125)
RDU: Administration and Support (50)

Non-Formula Component

	FY2020 Actuals	FY2021 Conference Committee	FY2021 Authorized	FY2021 Management Plan	FY2022 Governor	FY2021 Management Plan vs FY2022 Governor	
71000 Personal Services	1,068.6	1,351.8	1,351.8	1,406.5	1,328.9	-77.6	-5.5%
72000 Travel	0.0	15.9	15.9	15.9	15.9	0.0	0.0%
73000 Services	661.4	1,070.2	1,070.2	1,015.5	1,037.8	22.3	2.2%
74000 Commodities	11.3	17.0	17.0	17.0	17.0	0.0	0.0%
75000 Capital Outlay	0.0	0.0	0.0	0.0	0.0	0.0	0.0%
77000 Grants, Benefits	0.0	0.0	0.0	0.0	0.0	0.0	0.0%
78000 Miscellaneous	0.0	0.0	0.0	0.0	0.0	0.0	0.0%
Totals	1,741.3	2,454.9	2,454.9	2,454.9	2,399.6	-55.3	-2.3%
Fund Sources:							
1001 CBR Fund (UGF)	0.0	133.6	133.6	133.6	0.0	-133.6	-100.0%
1004 Gen Fund (UGF)	533.5	400.8	400.8	400.8	474.1	73.3	18.3%
1007 I/A Rcpts (Other)	814.4	1,458.5	1,458.5	1,458.5	1,461.7	3.2	0.2%
1133 CSSD Reimb (Fed)	393.4	462.0	462.0	462.0	463.8	1.8	0.4%
Unrestricted General (UGF)	533.5	534.4	534.4	534.4	474.1	-60.3	-11.3%
Designated General (DGF)	0.0	0.0	0.0	0.0	0.0	0.0	0.0%
Other Funds	814.4	1,458.5	1,458.5	1,458.5	1,461.7	3.2	0.2%
Federal Funds	393.4	462.0	462.0	462.0	463.8	1.8	0.4%
Positions:							
Permanent Full Time	12	12	12	13	12	-1	-7.7%
Permanent Part Time	0	0	0	0	0	0	0.0%
Non Permanent	0	0	0	0	0	0	0.0%

Change Record Detail - Multiple Scenarios with Descriptions
Department of Revenue

Component: Administrative Services (125)
RDU: Administration and Support (50)

Scenario/Change Record Title	Trans Type	Totals	Personal Services	Travel	Services	Commodities	Capital Outlay	Grants, Benefits	Miscellaneous	Positions		NP
										PFT	PPT	
***** Changes From FY2021 Conference Committee To FY2021 Authorized *****												
Conference Committee												
	ConfCom	2,454.9	1,351.8	15.9	1,070.2	17.0	0.0	0.0	0.0	12	0	0
1001 CBR Fund		133.6										
1004 Gen Fund		400.8										
1007 I/A Rcpts		1,458.5										
1133 CSSD		462.0										
Reimb												
Subtotal		2,454.9	1,351.8	15.9	1,070.2	17.0	0.0	0.0	0.0	12	0	0
***** Changes From FY2021 Authorized To FY2021 Management Plan *****												
Add Internet Specialist II (04-1152) for Managing and Maintaining the Department's Web Content												
	PosAdj	0.0	0.0	0.0	0.0	0.0	0.0	0.0	0.0	1	0	0
Add a full-time Internet Specialist II (04-1152), range 19, located in Juneau. The Department of Revenue requires a dedicated department administrator to develop and maintain the department's web content. The position is critical to maintaining and improving the department's public interactions and assisting the department with meeting web accessibility requirements.												
Division's programs have transitioned to providing services through electronic mediums, away from manual antiquated processes. These improvements involve providing web interfaces and web content to stakeholders. They range from permanent fund dividend applications, tax filings, child support case management and payments, and unclaimed property searches and claims.												
Align Authority for New Internet Specialist II (04-1152) Position												
	LIT	0.0	54.7	0.0	-54.7	0.0	0.0	0.0	0.0	0	0	0
Transfer authority from services to personal services for anticipated personal services cost associated with the new Internet Specialist II (04-1152) position. The remaining services authority is sufficient to cover anticipated expenditures.												
Subtotal		2,454.9	1,406.5	15.9	1,015.5	17.0	0.0	0.0	0.0	13	0	0
***** Changes From FY2021 Management Plan To FY2022 Governor *****												
Reduce Authority for Federal Indirect Rate Improvement												
	Dec	-61.5	0.0	0.0	-61.5	0.0	0.0	0.0	0.0	0	0	0
1004 Gen Fund		-61.5										
The Commissioner's Office and Administrative Services Division (ASD) achieved an increase to indirect/administrative billings to the Child Support Division's federal program, resulting in increased federal reimbursement. This allows a shift of over \$100.0 of the combined Commissioner's Office and ASD expenses from the state general fund to federal receipts.												

Fund Source Adjustment of CBRF to UGF

Change Record Detail - Multiple Scenarios with Descriptions
Department of Revenue

Component: Administrative Services (125)
RDU: Administration and Support (50)

Scenario/Change Record Title	Trans Type	Totals	Personal Services	Travel	Services	Commodities	Capital Outlay	Grants, Benefits	Miscellaneous	Positions		
										PFT	PPT	NP
	FndChg	0.0	0.0	0.0	0.0	0.0	0.0	0.0	0.0	0	0	0
1001 CBR Fund		-133.6										
1004 Gen Fund		133.6										
Replace Constitutional Budget Reserve Fund (CBRF) used as a one-time funding mechanism in FY2021.												
FY2022 Salary Adjustments												
	SalAdj	6.2	6.2	0.0	0.0	0.0	0.0	0.0	0.0	0	0	0
1004 Gen Fund		1.2										
1007 I/A Rcpts		3.2										
1133 CSSD		1.8										
Reimb												
FY2022 1% COLA for ASE/General Government (GG/GP/GY/GZ): \$6.2												
Transfer Procurement Specialist II (04-1141) to Department of Administration for Consolidation												
	Atout	0.0	0.0	0.0	0.0	0.0	0.0	0.0	0.0	-1	0	0
Transfer one Procurement position to Department of Administration for Procurement consolidation.												
The following position transfer takes place after service level agreements are ratified: Full-time Procurement Specialist II (04-1141), range 16, located in Juneau												
Transfer Authority from Personal Services to Services for Procurement Consolidation												
	LIT	0.0	-83.8	0.0	83.8	0.0	0.0	0.0	0.0	0	0	0
The remaining personal services authority is anticipated to be sufficient to cover operating expenditures.												
Totals		2,399.6	1,328.9	15.9	1,037.8	17.0	0.0	0.0	0.0	12	0	0

Line Item Detail (1676)
Department of Revenue
Travel

Component: Administrative Services (125)

Line Number	Line Name		FY2020 Actuals	FY2021 Management Plan	FY2022 Governor
2000	Travel		0.0	15.9	15.9
Object Class	Servicing Agency	Explanation	FY2020 Actuals	FY2021 Management Plan	FY2022 Governor
2000 Travel Detail Totals			0.0	15.9	15.9
2000	In-State Employee Travel	Airfare, lodging, surface transportation, reimbursable travel costs, meals and incidentals	0.0	15.9	15.9

Line Item Detail (1676)
Department of Revenue
Services

Component: Administrative Services (125)

Line Number	Line Name		FY2020 Actuals	FY2021 Management Plan	FY2022 Governor
3000	Services		661.4	1,015.5	1,037.8
Object Class	Servicing Agency	Explanation	FY2020 Actuals	FY2021 Management Plan	FY2022 Governor
3000 Services Detail Totals			661.4	1,015.5	1,037.8
3000	Education Services	Training, educational conferences, agency memberships, tuition, books and fees for work-related courses	3.9	2.0	2.0
3001	Financial Services	Accounting, auditing, and management/consulting services	13.7	14.0	14.0
3003	Information Technology	IT training, consulting, software licensing, software maintenance, and IT equipment leases	81.1	250.0	202.8
3004	Telecommunications	Local, long distance, cellular, television, data/network telecommunications equipment charges	2.0	4.0	4.0
3005	Health Services	Ergonomic assessments	0.2	0.5	0.5
3006	Delivery Services	Freight, courier services, and postage	0.2	0.1	0.1
3008	Utilities	Records and confidential material disposal	0.6	7.0	2.0
3009	Structure/Infrastructure/Land	Infrastructure maintenance and repairs, rentals, and leases	0.1	0.5	0.5
3010	Equipment/Machinery	Office furniture and equipment repairs, maintenance, rentals and leases	1.0	4.0	3.0
3011	Other Services	Professional management and consulting services; printing and copying services	0.2	2.0	0.5
3017	Inter-Agency Information Technology	Admin - Department-wide Office of Information Technology	37.2	44.1	44.1

Line Item Detail (1676)
Department of Revenue
Services

Component: Administrative Services (125)

Object Class	Servicing Agency	Explanation	FY2020 Actuals	FY2021 Management Plan	FY2022 Governor
3000 Services Detail Totals			661.4	1,015.5	1,037.8
	Non-Telecommunications	(OIT) core services			
3017	Inter-Agency Information Technology Non-Telecommunications	Admin - Department-wide OIT Server Hosting & Storage	79.6	80.0	80.0
3017	Inter-Agency Information Technology Non-Telecommunications	Admin - Department-wide OIT Licenses (SQL Rates)	29.9	40.0	40.0
3018	Inter-Agency Information Technology Telecommunications	Admin - Department-wide Office of Information Technology (OIT) telecommunications services	7.2	7.2	7.2
3021	Inter-Agency Mail	Admin - Department-wide Central mailroom services including pickup and delivery of mail, postage, and mailing of state warrants	1.4	2.0	2.0
3022	Inter-Agency Human Resources	Admin - Department-wide Human resource and payroll services provided by the Division of Personnel	8.4	7.4	7.4
3023	Inter-Agency Building Leases	Admin - Department-wide Cost of space in state-owned facilities and private leases	89.6	100.0	100.0
3025	Inter-Agency Auditing	Admin - Department-wide Costs associated with compliance audit services and statewide single audit	0.0	34.5	34.5
3026	Inter-Agency Insurance	Admin - Department-wide Risk Management	0.2	0.5	0.5
3027	Inter-Agency Financial	Admin - Department-wide Division of Finance chargeback for IRIS FIN, HRM, and ALDER	6.5	6.5	6.5
3028	Inter-Agency Americans with Disabilities Act Compliance	Admin - Department-wide ADA compliance	0.1	0.1	0.1
3029	Inter-Agency Education/Training	Admin - Department-wide Training provided by state agencies – Shared Services of Alaska and Division of Finance training for procurement and ALDER reporting	0.0	0.6	0.6
3038	Inter-Agency Management/Consulting	Admin - Department-wide Shared Services of Alaska (SSOA) travel, accounts payable, procurement, and AAPEX initiatives.	154.3	220.0	297.0
3038	Inter-Agency Management/Consulting	Gov - Department-wide Implement Administrative Order 302	119.9	164.4	164.4

Line Item Detail (1676)
Department of Revenue
Services

Component: Administrative Services (125)

Object Class		Servicing Agency	Explanation	FY2020 Actuals	FY2021 Management Plan	FY2022 Governor
			3000 Services Detail Totals	661.4	1,015.5	1,037.8
3038	Inter-Agency Management/Consulting	Gov - Department-wide	OMB Budget Analyst Support	24.1	24.1	24.1

Line Item Detail (1676)
Department of Revenue
Commodities

Component: Administrative Services (125)

Line Number	Line Name		FY2020 Actuals	FY2021 Management Plan	FY2022 Governor
4000	Commodities		11.3	17.0	17.0
Object Class	Servicing Agency	Explanation	FY2020 Actuals	FY2021 Management Plan	FY2022 Governor
4000 Commodities Detail Totals			11.3	17.0	17.0
4000	Business	Business supplies including book and educational equipment and furniture; office supplies; desktop computers, printers and IT equipment less than \$5,000 per item; and subscriptions including electronic access to information	10.7	17.0	17.0
4002	Household/Institutional	Institutional supplies	0.6	0.0	0.0

Revenue Detail (1681)
Department of Revenue

Component: Administrative Services (125)

Revenue Type (OMB Fund Code) Revenue Source	Component	Comment	FY2020 Actuals	FY2021 Management Plan	FY2022 Governor
5007 I/A Rcpts (1007 I/A Rcpts)			881.7	1,458.5	1,461.7
5301 Inter-Agency Receipts	Admin - Department-wide	Reimbursable service agreement with the Department of Administration for human resources services support	19.0	0.0	0.0
5301 Inter-Agency Receipts	H&SS - Department-wide	Reimbursable service agreement with the Department of Health and Social Services for procurement services support	32.1	0.0	0.0
5301 Inter-Agency Receipts	Rev - AHFC Operations (110)	Support services provided by the Administrative Services Division are allocated and billed through the department's internal administrative cost allocation plan.	27.7	47.0	47.0
5301 Inter-Agency Receipts	Rev - AK Retirement Management Board (2813)	Support services provided by the Administrative Services Division are allocated and billed through the department's internal administrative cost allocation plan.	110.9	190.0	190.0
5301 Inter-Agency Receipts	Rev - AMBBA Operations (108)	Support services provided by the Administrative Services Division are allocated and billed through the department's internal administrative cost allocation plan.	11.8	21.1	21.1
5301 Inter-Agency Receipts	Rev - APFC Operations (109)	Support services provided by the Administrative Services Division are allocated and billed through the department's internal administrative cost allocation plan.	21.5	38.2	38.2
5301 Inter-Agency Receipts	Rev - Criminal Investigations Unit (2993)	Support services provided by the Administrative Services Division are allocated and billed through the department's internal administrative cost allocation plan.	14.7	40.5	40.5
5301 Inter-Agency Receipts	Rev - Long Term Care Ombudsman Office (2749)	Support services provided by the Administrative Services Division are	11.4	20.0	20.0

Revenue Detail (1681)
Department of Revenue

Component: Administrative Services (125)

Revenue Type (OMB Fund Code) Revenue Source	Component	Comment	FY2020 Actuals	FY2021 Management Plan	FY2022 Governor
5301 Inter-Agency Receipts	Rev - Mental Health Trust Operations (1423)	allocated and billed through the department's internal administrative cost allocation plan. Support services provided by the Administrative Services Division are allocated and billed through the department's internal administrative cost allocation plan.	42.1	73.0	73.0
5301 Inter-Agency Receipts	Rev - Permanent Fund Dividend Division (981)	Support services provided by the Administrative Services Division are allocated and billed through the department's internal administrative cost allocation plan.	177.9	255.8	255.8
5301 Inter-Agency Receipts	Rev - Tax Division (2476)	Support services provided by the Administrative Services Division are allocated and billed through the department's internal administrative cost allocation plan.	264.6	405.8	409.0
5301 Inter-Agency Receipts	Rev - Treasury Division (121)	Support services provided by the Administrative Services Division are allocated and billed through the department's internal administrative cost allocation plan.	137.2	241.0	241.0
5301 Inter-Agency Receipts	Rev - Unclaimed Property (2938)	Support services provided by the Administrative Services Division are allocated and billed through the department's internal administrative cost allocation plan.	10.8	126.1	126.1
5133 CSSD Reimb (1133 CSSD Reimb)			393.4	462.0	463.8
5081 CSSD Admin Cost Reimb (Indirect) Federal Grants/Contracts		Indirect cost recovery receipts are received from the federal Child Support Enforcement Program and are allocated to agencies that incur overhead costs in support of CSSD.	393.4	462.0	463.8

Inter-Agency Services (1682)
Department of Revenue

Component: Administrative Services (125)

				FY2020 Actuals	FY2021 Management Plan	FY2022 Governor
Component Totals				558.4	731.4	808.4
With Department of Administration				414.4	542.9	619.9
With Office of the Governor				144.0	188.5	188.5
Object Class	Servicing Agency	Explanation	FY2020 Actuals	FY2021 Management Plan	FY2022 Governor	
3017	Inter-Agency Information Technology Non-Telecommunications	Admin - Department-wide Office of Information Technology (OIT) core services	37.2	44.1	44.1	
3017	Inter-Agency Information Technology Non-Telecommunications	Admin - Department-wide OIT Server Hosting & Storage	79.6	80.0	80.0	
3017	Inter-Agency Information Technology Non-Telecommunications	Admin - Department-wide OIT Licenses (SQL Rates)	29.9	40.0	40.0	
3018	Inter-Agency Information Technology Telecommunications	Admin - Department-wide Office of Information Technology (OIT) telecommunications services	7.2	7.2	7.2	
3021	Inter-Agency Mail	Admin - Department-wide Central mailroom services including pickup and delivery of mail, postage, and mailing of state warrants	1.4	2.0	2.0	
3022	Inter-Agency Human Resources	Admin - Department-wide Human resource and payroll services provided by the Division of Personnel	8.4	7.4	7.4	
3023	Inter-Agency Building Leases	Admin - Department-wide Cost of space in state-owned facilities and private leases	89.6	100.0	100.0	
3025	Inter-Agency Auditing	Admin - Department-wide Costs associated with compliance audit services and statewide single audit	0.0	34.5	34.5	
3026	Inter-Agency Insurance	Admin - Department-wide Risk Management	0.2	0.5	0.5	
3027	Inter-Agency Financial	Admin - Department-wide Division of Finance chargeback for IRIS FIN, HRM, and ALDER	6.5	6.5	6.5	
3028	Inter-Agency Americans with Disabilities Act Compliance	Admin - Department-wide ADA compliance	0.1	0.1	0.1	
3029	Inter-Agency Education/Training	Admin - Department-wide Training provided by state agencies – Shared Services of Alaska and Division of Finance training for	0.0	0.6	0.6	

Inter-Agency Services (1682)
Department of Revenue

Component: Administrative Services (125)

Object Class	Servicing Agency	Explanation	FY2020 Actuals	FY2021 Management Plan	FY2022 Governor
3038 Inter-Agency Management/Consulting	Admin - Department-wide	procurement and ALDER reporting Shared Services of Alaska (SSOA) travel, accounts payable, procurement, and AAPEX initiatives.	154.3	220.0	297.0
3038 Inter-Agency Management/Consulting	Gov - Department-wide	Implement Administrative Order 302	119.9	164.4	164.4
3038 Inter-Agency Management/Consulting	Gov - Department-wide	OMB Budget Analyst Support	24.1	24.1	24.1

Personal Services Expenditure Detail
Department of Revenue

Scenario: FY2022 Governor (17280)
Component: Administrative Services (125)
RDU: Administration and Support (50)

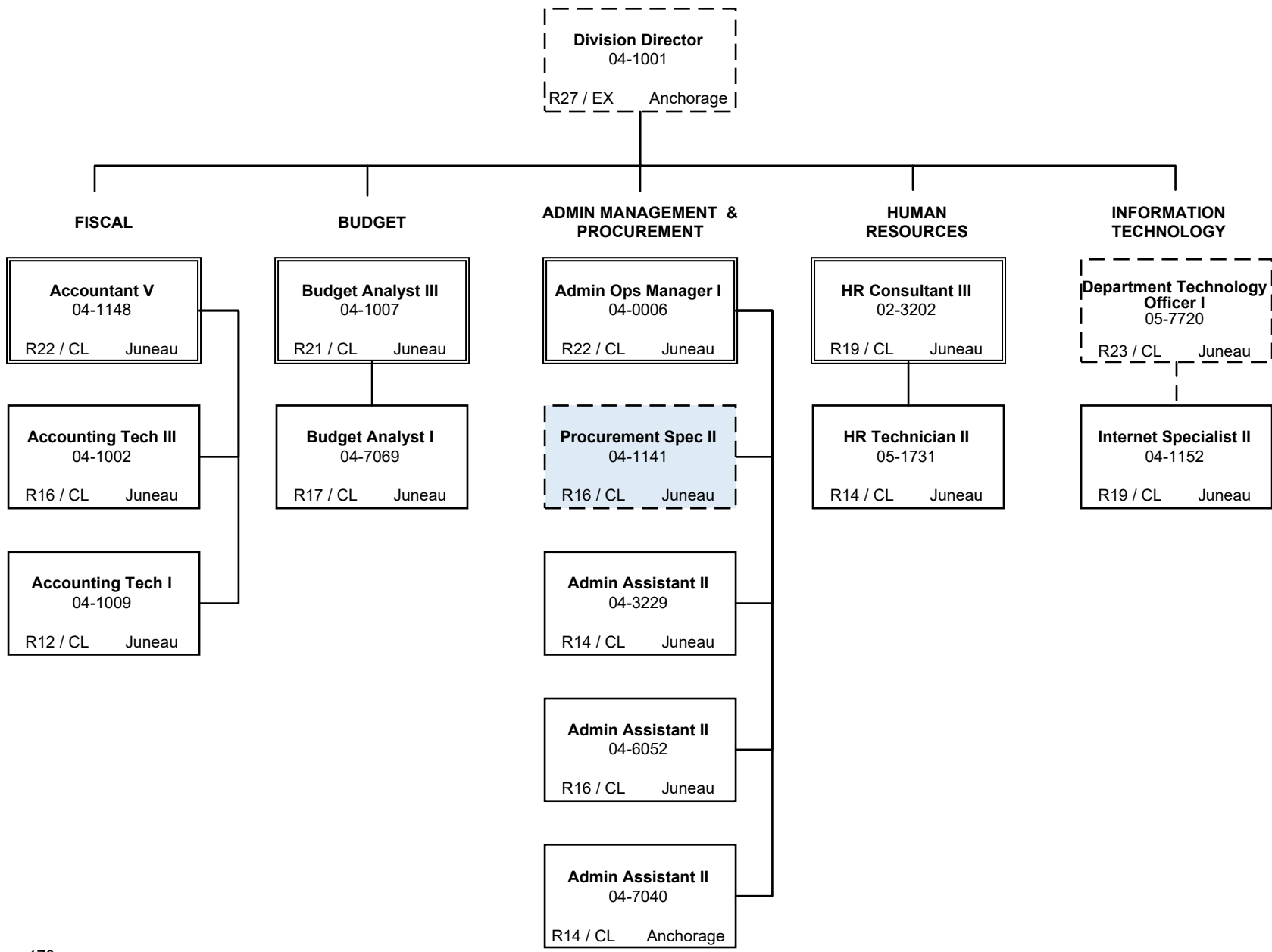
PCN	Job Class Title	Time Status	Retire Code	Barg Unit	Location	Salary Sched	Range / Step	Comp Months	Split / Count	Annual Salaries	COLA	Premium Pay	Annual Benefits	Total Costs	UGF Amount
02-3202	Human Resource Consultant III	FT	A	KK	Juneau	205	19J	12.0		87,693	0	0	48,848	136,541	31,992
04-0006	Admn OPS Mgr I	FT	A	SS	Juneau	205	22K / L	12.0		111,980	0	0	57,161	169,141	39,630
04-1002	Accounting Technician III	FT	A	GP	Juneau	205	16C / D	12.0		58,942	791	0	38,966	98,699	23,125
04-1007	Budget Analyst III	FT	A	SS	Juneau	205	21F	12.0		96,886	0	0	51,994	148,880	34,883
04-1009	Accounting Technician I	FT	A	GP	Juneau	205	12B / C	12.0		44,343	595	0	33,969	78,907	18,488
04-1148	Accountant V	FT	A	SS	Juneau	205	22A / B	12.0		88,825	0	0	49,235	138,060	32,348
04-1152	Internet Specialist II	FT	A	GG	Juneau	205	19A / B	12.0		69,093	927	0	42,441	112,461	0
04-3229	Administrative Assistant II	FT	A	GG	Juneau	99	14O / P	12.0		73,618	988	0	43,990	118,596	27,787
04-6052	Administrative Assistant II	FT	A	GP	Juneau	205	14E	12.0		54,366	730	0	37,400	92,496	21,672
04-7040	Administrative Assistant II	FT	A	GP	Anchorage	200	14J	12.0		57,759	775	0	38,561	97,095	22,749
04-7069	Budget Analyst I	FT	A	GP	Juneau	205	17A / B	12.0		60,411	811	0	39,469	100,691	23,592
05-1731	Human Resource Technician II	FT	A	KK	Juneau	205	14C / D	12.0		55,024	0	0	37,665	92,689	21,717

Total Positions				Total Salary Costs:	858,940
Full Time Positions:	12	0	0	Total COLA:	5,617
Part Time Positions:	0	0	0	Total Premium Pay:	0
Non Permanent Positions:	0	0	0	Total Benefits:	519,699
Positions in Component:	12	0	0	Total Pre-Vacancy:	1,384,256
				Minus Vacancy Adjustment of 4.00%:	(55,370)
				Total Post-Vacancy:	1,328,886
				Plus Lump Sum Premium Pay:	0
				Personal Services Line 100:	1,328,886

PCN Funding Sources:	Pre-Vacancy	Post-Vacancy	Percent
1004 General Fund Receipts	297,982	286,062	21.53%
1007 Interagency Receipts	657,552	631,250	47.50%
1133 CSSD Administrative Cost Reimbursement	428,722	411,573	30.97%
Total PCN Funding:	1,384,256	1,328,886	100.00%

Note: If a position is split, an asterisk (*) will appear in the Split/Count column. If the split position is also counted in the component, two asterisks (**) will appear in this column. [No valid job title] appearing in the Job Class Title indicates that the PCN has an invalid class code or invalid range for the class code effective date of this scenario.

Department of Revenue
 Administrative Services (125)
 RDU: Administration and Support (50)
 FY2022 Governor's Budget
 Position Totals: 12 PFT



**State of Alaska
FY2022 Governor's Operating Budget**

**Department of Revenue
Criminal Investigations Unit
Component Budget Summary**

Component: Criminal Investigations Unit

Contribution to Department's Mission

The mission of the Criminal Investigations Unit (CIU) is to enforce Department of Revenue's criminal laws and regulations through investigation, public education and use of legal process, and provide inter-law enforcement agency support through data exchange and joint operations.

Core Services

- Investigate taxpayer fraud and crimes relating to tax programs
- Investigate Permanent Fund Dividend (PFD) fraud and crimes relating to PFD eligibility
- Assist law enforcement through participation in working groups and information sharing

Major Component Accomplishments in 2020

- Received 513 fraud tips. After initial review, 459 were cleared without additional investigation; 73 investigations were conducted resulting in 58 forwarded to the PFD Division for an administrative action and 15 were accepted by the Office of Special Prosecutions (OSP) for criminal charges. These investigations required 68 search warrants be obtained and served.
- Completed 413 tobacco inspections; as well as 162 alcohol, 76 gaming, and 14 marijuana inspections.
- Completed 80 DOR employee background checks.

Key Component Challenges

- CIU analyzes potential fraud and other criminal activity occurring in programs within the Tax Division and Permanent Fund Dividend Division. The nature of investigating is becoming more dangerous and criminal activity seems to be crossing programs. The challenges faced by this unit include developing ways to improve investigator safety in the field, ability to respond to divisional workflow, and encouraging more efficient multi-program travel.

Significant Changes in Results to be Delivered in FY2022

- It was identified that the Department of Health and Social Services tobacco investigator and the Revenue investigators were performing inspections on the same set of retailers. That function has been transferred to the Department of Health and Social Services to allow Revenue investigators to focus on high-value work.

Statutory and Regulatory Authority

AS 25.27 Child Support Services Agency
AS 43 Revenue and Taxation
AS 43.23.055 Permanent Fund Dividend

Contact Information

Contact: Brian Fechter, Director, Administrative Services
Phone: (907) 269-1034
E-mail: brian.fechter@alaska.gov

Criminal Investigations Unit Personal Services Information				
Authorized Positions			Personal Services Costs	
	<u>FY2021</u> <u>Management</u> <u>Plan</u>	<u>FY2022</u> <u>Governor</u>		
Full-time	8	8	Annual Salaries	630,559
Part-time	0	0	COLA	5,770
Nonpermanent	0	0	Premium Pay	0
			Annual Benefits	366,243
			<i>Less 1.94% Vacancy Factor</i>	(19,472)
			Lump Sum Premium Pay	0
Totals	8	8	Total Personal Services	983,100

Position Classification Summary					
Job Class Title	Anchorage	Fairbanks	Juneau	Others	Total
Administrative Assistant II	1	0	0	0	1
Investigator III	4	0	1	0	5
Investigator IV	1	0	0	0	1
Investigator V	1	0	0	0	1
Totals	7	0	1	0	8

Component Detail All Funds
Department of Revenue

Component: Criminal Investigations Unit (2993)
RDU: Administration and Support (50)

Non-Formula Component

	FY2020 Actuals	FY2021 Conference Committee	FY2021 Authorized	FY2021 Management Plan	FY2022 Governor	FY2021 Management Plan vs FY2022 Governor	
71000 Personal Services	265.2	263.8	263.8	263.8	983.1	719.3	272.7%
72000 Travel	14.7	14.0	14.0	14.0	4.0	-10.0	-71.4%
73000 Services	85.3	106.2	106.2	106.2	106.2	0.0	0.0%
74000 Commodities	3.1	4.4	4.4	4.4	4.4	0.0	0.0%
75000 Capital Outlay	0.0	0.0	0.0	0.0	0.0	0.0	0.0%
77000 Grants, Benefits	0.0	0.0	0.0	0.0	0.0	0.0	0.0%
78000 Miscellaneous	0.0	0.0	0.0	0.0	0.0	0.0	0.0%
Totals	368.3	388.4	388.4	388.4	1,097.7	709.3	182.6%
Fund Sources:							
1007 I/A Rcpts (Other)	368.3	388.4	388.4	388.4	1,097.7	709.3	182.6%
Unrestricted General (UGF)	0.0	0.0	0.0	0.0	0.0	0.0	0.0%
Designated General (DGF)	0.0	0.0	0.0	0.0	0.0	0.0	0.0%
Other Funds	368.3	388.4	388.4	388.4	1,097.7	709.3	182.6%
Federal Funds	0.0	0.0	0.0	0.0	0.0	0.0	0.0%
Positions:							
Permanent Full Time	2	2	2	8	8	0	0.0%
Permanent Part Time	0	0	0	0	0	0	0.0%
Non Permanent	0	0	0	0	0	0	0.0%

Change Record Detail - Multiple Scenarios with Descriptions
Department of Revenue

Component: Criminal Investigations Unit (2993)
RDU: Administration and Support (50)

Scenario/Change Record Title	Trans Type	Totals	Personal Services	Travel	Services	Commodities	Capital Outlay	Grants, Benefits	Miscellaneous	Positions		NP
										PFT	PPT	
***** Changes From FY2021 Conference Committee To FY2021 Authorized *****												
Conference Committee												
1007 I/A Rcpts	ConfCom	388.4	263.8	14.0	106.2	4.4	0.0	0.0	0.0	2	0	0
Subtotal		388.4	263.8	14.0	106.2	4.4	0.0	0.0	0.0	2	0	0
***** Changes From FY2021 Authorized To FY2021 Management Plan *****												
Transfer Investigators from Tax and Permanent Fund Dividend Divisions for Centralized Investigations												
	Trin	0.0	0.0	0.0	0.0	0.0	0.0	0.0	0.0	6	0	0
Criminal investigation staff within the Tax and Permanent Fund Dividend divisions are centralized within the Criminal Investigative Unit (CIU) component. The CIU investigates fraud and other criminal activity relating to the programs within these divisions. Centralization of staff allows for the sharing of resources and the ability to assign staff where needed across programs.												
The following positions are transferred to the Criminal Investigations Unit:												
Full-Time Investigator III (04-3249), range 18, located in Anchorage												
Full-Time Investigator III (04-3256), range 18, located in Anchorage												
Full-Time Investigator III (04-6095), range 18, located in Juneau												
Full-Time Investigator III (04-6101), range 18, located in Anchorage												
Full-Time Investigator IV (08-2077), range 20, located in Anchorage												
Full-Time Investigator III (08-2078), range 18, located in Anchorage												
Subtotal		388.4	263.8	14.0	106.2	4.4	0.0	0.0	0.0	8	0	0
***** Changes From FY2021 Management Plan To FY2022 Governor *****												
Add Interagency Receipts Resulting from Centralized Investigations												
1007 I/A Rcpts	Inc	713.6	713.6	0.0	0.0	0.0	0.0	0.0	0.0	0	0	0
Criminal investigation staff within the Tax and Permanent Fund Dividend divisions are centralized within the Criminal Investigative Unit (CIU) component. Additional interagency receipt authority is required to budget the personal services costs that are now within the CIU component.												
The CIU investigates fraud and other criminal activity relating to the programs within these divisions. Centralization of staff allows for the sharing of resources and the ability to assign staff where needed across programs.												
Consolidate Tobacco Investigations in the Department of Health and Social Services												
1007 I/A Rcpts	Dec	-10.0	-10.0	0.0	-10.0	0.0	0.0	0.0	0.0	0	0	0

Change Record Detail - Multiple Scenarios with Descriptions
Department of Revenue

Component: Criminal Investigations Unit (2993)
RDU: Administration and Support (50)

Scenario/Change Record Title	Trans Type	Totals	Personal Services	Travel	Services	Commodities	Capital Outlay	Grants, Benefits	Miscellaneous	Positions		
										PFT	PPT	NP
The Criminal Investigations Unit (CIU) investigates whether tax stamps are paid for and displayed on the cigarette packages. The Department of Health and Social Services (DHSS) investigates whether tobacco outlets are selling to minors by bringing 18-year-olds in to attempt to buy cigarettes underaged. CIU and DHSS have identified duplication of effort as both duties can be done at once with a reduction in overall travel costs. CIU is transferring this function to DHSS. This creates investigator capacity to work on criminal matters rather than civil infractions which generate revenue back to the State.												
FY2022 Salary Adjustments												
1007 I/A Rcpts	SalAdj	5.7	5.7	0.0	0.0	0.0	0.0	0.0	0.0	0	0	0
FY2022 1% COLA for ASEA/General Government (GG/GP/GY/GZ): \$5.7												
Totals		1,097.7	983.1	4.0	106.2	4.4	0.0	0.0	0.0	8	0	0

Line Item Detail (1676)
Department of Revenue
Travel

Component: Criminal Investigations Unit (2993)

Line Number	Line Name		FY2020 Actuals	FY2021 Management Plan	FY2022 Governor
2000	Travel		14.7	14.0	4.0
Object Class	Servicing Agency	Explanation	FY2020 Actuals	FY2021 Management Plan	FY2022 Governor
2000 Travel Detail Totals			14.7	14.0	4.0
2000	In-State Employee Travel	Airfare, lodging, surface transportation, reimbursable travel costs, meals and incidentals	9.3	6.5	4.0
2002	Out of State Employee Travel	Airfare, lodging, surface transportation, reimbursable travel costs, meals and incidentals	5.4	7.5	0.0

Line Item Detail (1676)
Department of Revenue
Services

Component: Criminal Investigations Unit (2993)

Line Number	Line Name		FY2020 Actuals	FY2021 Management Plan	FY2022 Governor
3000	Services		85.3	106.2	106.2
Object Class	Servicing Agency	Explanation	FY2020 Actuals	FY2021 Management Plan	FY2022 Governor
3000 Services Detail Totals			85.3	106.2	106.2
3000	Education Services	Training, educational conferences, agency memberships, tuition, books and fees for work-related courses	1.8	2.0	2.0
3004	Telecommunications	Local, long distance, cellular, television, data/network telecommunications equipment charges	0.1	0.1	0.1
3006	Delivery Services	Freight, courier services, and postage	1.1	1.1	0.5
3009	Structure/Infrastructure/Land	Infrastructure maintenance and repairs, rentals, and leases	0.0	4.2	1.0
3010	Equipment/Machinery	Office furniture and equipment repairs, maintenance, rentals and leases	0.8	1.1	0.8
3011	Other Services	Professional management and consulting services; printing and copying services	1.9	1.9	1.9
3017	Inter-Agency Information Technology Non-Telecommunications	Admin - Department-wide Office of Information Technology (OIT) core services	6.2	17.2	22.3
3017	Inter-Agency Information Technology Non-Telecommunications	Admin - Department-wide OIT Computer Services - MICS	0.7	1.0	1.0
3017	Inter-Agency Information Technology Non-Telecommunications	Admin - Department-wide OIT Server Hosting & Storage	2.8	3.2	3.2
3017	Inter-Agency Information Technology Non-Telecommunications	PubSaf - Department-wide Alaska Records Management System (ARMS) Case Management System Access	7.2	7.2	5.6

Line Item Detail (1676)
Department of Revenue
Services

Component: Criminal Investigations Unit (2993)

Object Class	Servicing Agency	Explanation	FY2020 Actuals	FY2021 Management Plan	FY2022 Governor
3000 Services Detail Totals			85.3	106.2	106.2
3018	Inter-Agency Information Technology Telecommunications	Admin - Department-wide Office of Information Technology (OIT) telecommunications services	4.1	3.3	3.3
3021	Inter-Agency Mail	Admin - Department-wide Central mailroom services including pickup and delivery of mail, postage, and mailing of state warrants	0.7	0.7	0.7
3022	Inter-Agency Human Resources	Admin - Department-wide Human resource and payroll services provided by the Division of Personnel	1.4	4.5	4.5
3023	Inter-Agency Building Leases	Admin - Department-wide Cost of space in state-owned facilities and private leases	31.2	32.2	33.2
3026	Inter-Agency Insurance	Admin - Department-wide Risk Management	0.0	0.1	0.1
3027	Inter-Agency Financial	Admin - Department-wide Division of Finance chargeback for IRIS FIN, HRM, and ALDER	1.2	1.5	1.5
3028	Inter-Agency Americans with Disabilities Act Compliance	Admin - Department-wide ADA compliance	0.0	0.1	0.1
3037	State Equipment Fleet	Trans - Department-wide State equipment fleet, fuel and fixed costs services	6.2	4.9	4.9
3038	Inter-Agency Management/Consulting	Rev - Administrative Services (125) Support services provided by the Administrative Services Division, including IT, fiscal, budget, contract management, procurement, and legislative support	14.7	14.8	15.2
3038	Inter-Agency Management/Consulting	Rev - Commissioner's Office (123) Support services provided by the Commissioner's Office	2.1	2.1	2.1
3038	Inter-Agency Management/Consulting	Labor - Department-wide Personal services, programming, and maintenance costs associated with the release of confidential UI data through the Secure Access Management system	1.1	3.0	2.2

Line Item Detail (1676)
Department of Revenue
Commodities

Component: Criminal Investigations Unit (2993)

Line Number	Line Name		FY2020 Actuals	FY2021 Management Plan	FY2022 Governor
4000	Commodities		3.1	4.4	4.4
Object Class	Servicing Agency	Explanation	FY2020 Actuals	FY2021 Management Plan	FY2022 Governor
		4000 Commodities Detail Totals	3.1	4.4	4.4
4000	Business	Business supplies including book and educational equipment and furniture; office supplies; desktop computers, printers and IT equipment less than \$5,000 per item; and subscriptions including electronic access to information	3.1	4.4	4.4

Revenue Detail (1681)
Department of Revenue

Component: Criminal Investigations Unit (2993)

Revenue Type (OMB Fund Code) Revenue Source	Component	Comment	FY2020 Actuals	FY2021 Management Plan	FY2022 Governor
5007 I/A Rcpts (1007 I/A Rcpts)			368.3	388.4	1,097.7
5301 Inter-Agency Receipts	Rev - Child Support Services (111)	RSA to provide consolidated investigative services	104.9	0.0	0.0
5301 Inter-Agency Receipts	Rev - Permanent Fund Dividend Division (981)	RSA to provide consolidated investigative services	104.9	145.6	713.5
5301 Inter-Agency Receipts	Rev - Tax Division (2476)	RSA to provide consolidated investigative services	158.5	242.8	384.2

Inter-Agency Services (1682)
Department of Revenue

Component: Criminal Investigations Unit (2993)

				FY2020 Actuals	FY2021 Management Plan	FY2022 Governor
Component Totals				79.6	95.8	99.9
With Department of Administration				48.3	63.8	69.9
With Department of Public Safety				7.2	7.2	5.6
With Department of Transportation/Public Facilities				6.2	4.9	4.9
With Department of Revenue				16.8	16.9	17.3
With Department of Labor and Workforce Development				1.1	3.0	2.2
Object Class	Servicing Agency	Explanation		FY2020 Actuals	FY2021 Management Plan	FY2022 Governor
3017	Inter-Agency Information Technology Non-Telecommunications	Admin - Department-wide Office of Information Technology (OIT) core services		6.2	17.2	22.3
3017	Inter-Agency Information Technology Non-Telecommunications	Admin - Department-wide OIT Computer Services - MICS		0.7	1.0	1.0
3017	Inter-Agency Information Technology Non-Telecommunications	Admin - Department-wide OIT Server Hosting & Storage		2.8	3.2	3.2
3017	Inter-Agency Information Technology Non-Telecommunications	PubSaf - Department-wide Alaska Records Management System (ARMS) Case Management System Access		7.2	7.2	5.6
3018	Inter-Agency Information Technology Telecommunications	Admin - Department-wide Office of Information Technology (OIT) telecommunications services		4.1	3.3	3.3
3021	Inter-Agency Mail	Admin - Department-wide Central mailroom services including pickup and delivery of mail, postage, and mailing of state warrants		0.7	0.7	0.7
3022	Inter-Agency Human Resources	Admin - Department-wide Human resource and payroll services provided by the Division of Personnel		1.4	4.5	4.5
3023	Inter-Agency Building Leases	Admin - Department-wide Cost of space in state-owned facilities and private leases		31.2	32.2	33.2
3026	Inter-Agency Insurance	Admin - Department-wide Risk Management		0.0	0.1	0.1
3027	Inter-Agency Financial	Admin - Department-wide Division of Finance chargeback for IRIS FIN, HRM, and ALDER		1.2	1.5	1.5
3028	Inter-Agency Americans with	Admin - Department-wide ADA compliance		0.0	0.1	0.1

Inter-Agency Services (1682)
Department of Revenue

Component: Criminal Investigations Unit (2993)

Object Class	Servicing Agency	Explanation	FY2020 Actuals	FY2021 Management Plan	FY2022 Governor	
	Disabilities Act Compliance					
3037	State Equipment Fleet	Trans - Department-wide	State equipment fleet, fuel and fixed costs services	6.2	4.9	4.9
3038	Inter-Agency Management/Consulting	Rev - Administrative Services (125)	Support services provided by the Administrative Services Division, including IT, fiscal, budget, contract management, procurement, and legislative support	14.7	14.8	15.2
3038	Inter-Agency Management/Consulting	Rev - Commissioner's Office (123)	Support services provided by the Commissioner's Office	2.1	2.1	2.1
3038	Inter-Agency Management/Consulting	Labor - Department-wide	Personal services, programming, and maintenance costs associated with the release of confidential UI data through the Secure Access Management system	1.1	3.0	2.2

Personal Services Expenditure Detail
Department of Revenue

Scenario: FY2022 Governor (17280)
Component: Criminal Investigations Unit (2993)
RDU: Administration and Support (50)

PCN	Job Class Title	Time Status	Retire Code	Barg Unit	Location	Salary Sched	Range / Step	Comp Months	Split / Count	Annual Salaries	COLA	Premium Pay	Annual Benefits	Total Costs	UGF Amount
04-0022	Investigator V	FT	A	SS	Anchorage	99	21M	12.0		105,726	0	0	55,020	160,746	0
04-3249	Investigator III	FT	A	GP	Anchorage	200	18E / F	12.0		70,805	950	0	43,027	114,782	0
04-3256	Investigator III	FT	A	GP	Anchorage	99	18M / N	12.0		84,502	1,134	0	47,715	133,351	0
04-6095	Investigator III	FT	A	GP	Juneau	205	18F / G	12.0		76,694	1,029	0	45,043	122,766	0
04-6101	Investigator III	FT	A	GP	Anchorage	200	18A / B	12.0		61,757	829	0	39,930	102,516	0
04-7190	Administrative Assistant II	FT	A	GP	Anchorage	99	14M / N	12.0		63,346	850	0	40,474	104,670	0
08-2077	Investigator IV	FT	A	SS	Anchorage	200	20K / L	12.0		94,869	0	0	51,304	146,173	0
08-2078	Investigator III	FT	A	GP	Anchorage	200	18F / G	12.0		72,860	978	0	43,730	117,568	0
													Total Salary Costs:	630,559	
													Total COLA:	5,770	
													Total Premium Pay:	0	
													Total Benefits:	366,243	
													Total Pre-Vacancy:	1,002,572	
													Minus Vacancy Adjustment of 1.94%:	(19,472)	
													Total Post-Vacancy:	983,100	
													Plus Lump Sum Premium Pay:	0	
													Personal Services Line 100:	983,100	

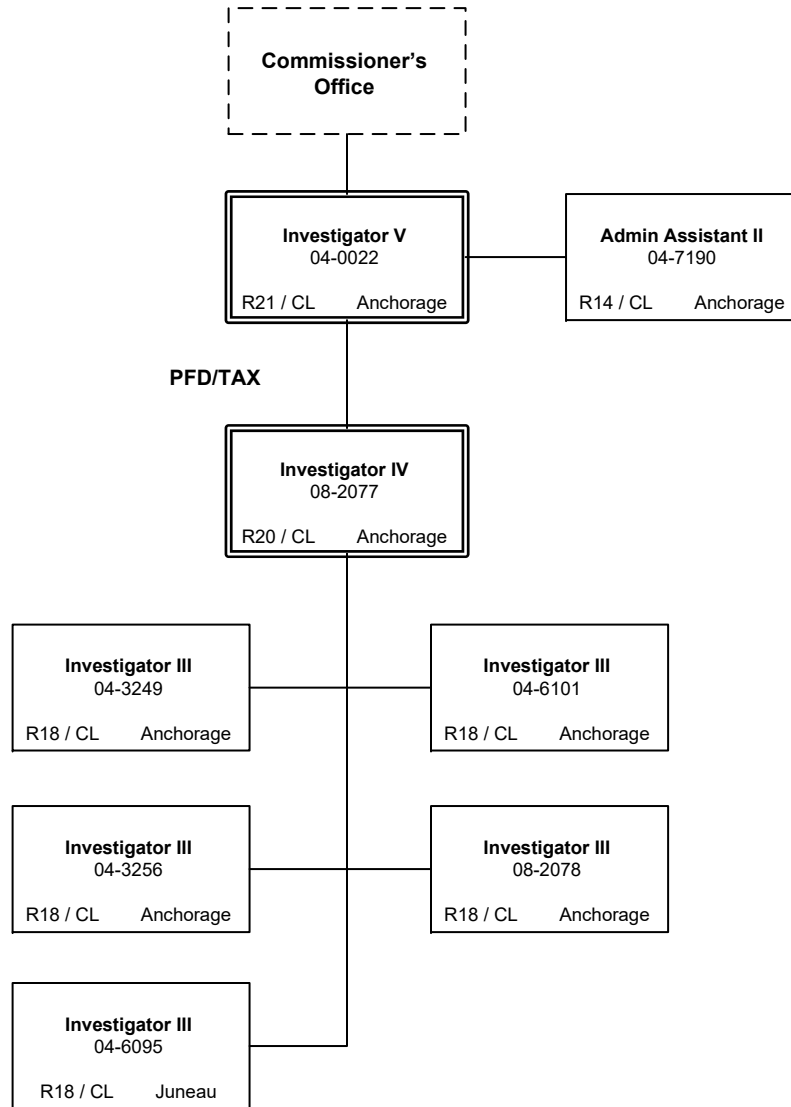
	Total Positions	New	Deleted
Full Time Positions:	8	0	0
Part Time Positions:	0	0	0
Non Permanent Positions:	0	0	0
Positions in Component:	8	0	0

Total Component Months: 96.0

PCN Funding Sources:	Pre-Vacancy	Post-Vacancy	Percent
1007 Interagency Receipts	1,002,572	983,100	100.00%
Total PCN Funding:	1,002,572	983,100	100.00%

Note: If a position is split, an asterisk (*) will appear in the Split/Count column. If the split position is also counted in the component, two asterisks (**) will appear in this column. [No valid job title] appearing in the Job Class Title indicates that the PCN has an invalid class code or invalid range for the class code effective date of this scenario.

Department of Revenue
Criminal Investigations Unit (2993)
RDU: Administration and Support (50)
FY2022 Governor's Budget
Position Totals: 8 PFT



State of Alaska FY2022 Governor's Operating Budget

Department of Revenue Alaska Mental Health Trust Authority Results Delivery Unit Budget Summary

Alaska Mental Health Trust Authority Results Delivery Unit

Contribution to Department's Mission

Please see component narratives.

Major RDU Accomplishments in 2020

Please see component narratives.

Key RDU Challenges

Please see component narratives.

Significant Changes in Results to be Delivered in FY2022

Please see component narratives.

Contact Information

Contact: Mike Abbott, Chief Executive Officer

Phone: (907) 334-5909

E-mail: mike.abbott@alaska.gov

**Alaska Mental Health Trust Authority
RDU Financial Summary by Component**

All dollars shown in thousands

	FY2020 Actuals				FY2021 Management Plan				FY2022 Governor			
	UGF+DGF Funds	Other Funds	Federal Funds	Total Funds	UGF+DGF Funds	Other Funds	Federal Funds	Total Funds	UGF+DGF Funds	Other Funds	Federal Funds	Total Funds
Formula Expenditures None.												
Non-Formula Expenditures												
Mental Health Trust Operations	383.7	3,606.1	0.0	3,989.8	500.0	4,245.1	0.0	4,745.1	500.0	4,209.9	0.0	4,709.9
Long Term Care Ombudsman Office	464.1	320.0	0.0	784.1	487.2	413.5	0.0	900.7	487.2	413.5	0.0	900.7
Totals	847.8	3,926.1	0.0	4,773.9	987.2	4,658.6	0.0	5,645.8	987.2	4,623.4	0.0	5,610.6

Alaska Mental Health Trust Authority
Summary of RDU Budget Changes by Component
From FY2021 Management Plan to FY2022 Governor

All dollars shown in thousands

	<u>Unrestricted Gen (UGF)</u>	<u>Designated Gen (DGF)</u>	<u>Other Funds</u>	<u>Federal Funds</u>	<u>Total Funds</u>
FY2021 Management Plan	487.2	500.0	4,658.6	0.0	5,645.8
One-time items:					
-Mental Health Trust Operations	0.0	0.0	-4,215.1	0.0	-4,215.1
Adjustments which continue current level of service:					
-Mental Health Trust Operations	0.0	0.0	4,179.9	0.0	4,179.9
FY2022 Governor	487.2	500.0	4,623.4	0.0	5,610.6

**State of Alaska
FY2022 Governor's Operating Budget**

**Department of Revenue
Mental Health Trust Operations
Component Budget Summary**

Component: Mental Health Trust Operations

Contribution to Department's Mission

The mission of the Alaska Mental Health Trust Authority is to administer the Alaska Mental Health Trust as a perpetual trust and to ensure a comprehensive and integrated mental health program to improve the lives of beneficiaries.

Results

(Additional performance information is available on the web at <https://omb.alaska.gov/results>.)

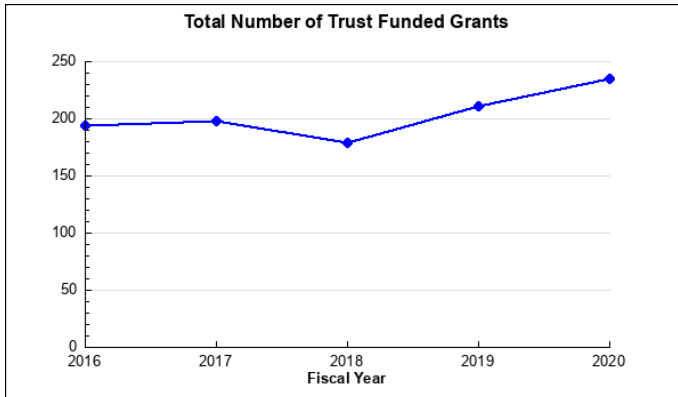
Core Services

- Spend Trust income to improve the lives and circumstances of Trust beneficiaries.
- Provide leadership in advocacy and planning around beneficiary related issues.
- Manage Trust cash and non-cash assets.
- Ensure funding of a comprehensive integrated mental health program.

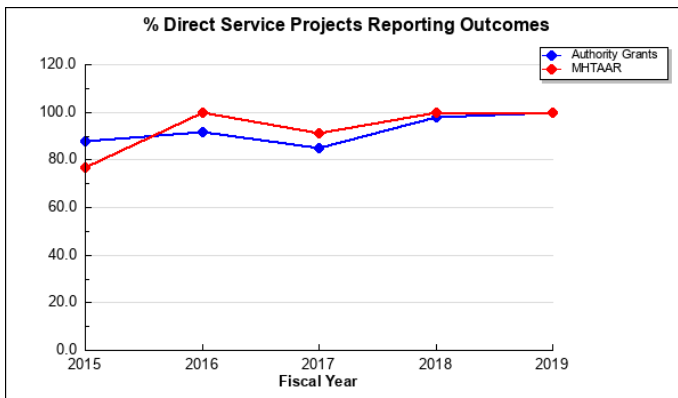
Measures by Core Service

(Additional performance information is available on the web at <https://omb.alaska.gov/results>.)

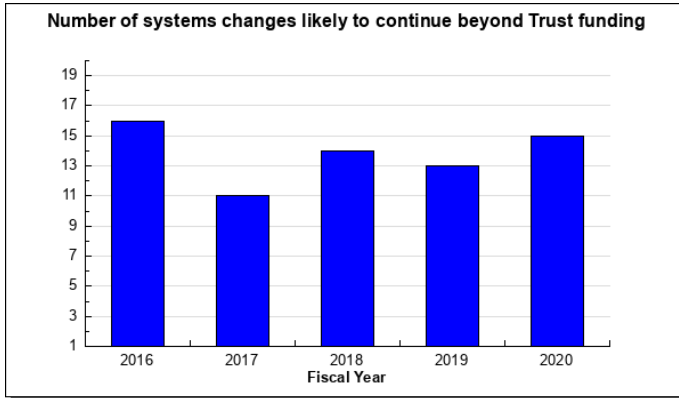
1. Spend Trust income to improve the lives and circumstances of Trust beneficiaries.



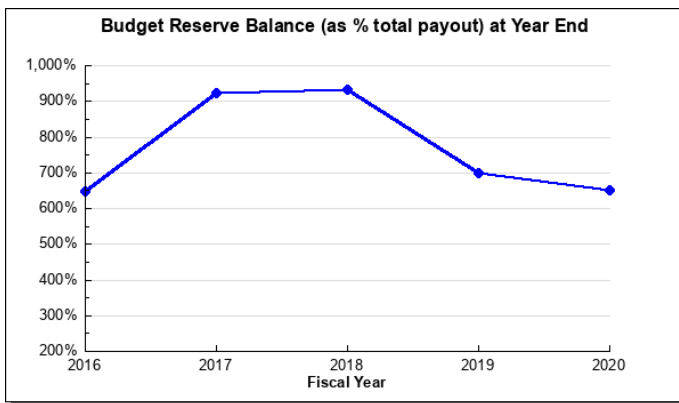
Target: Report annually the total number of beneficiaries and family members served.



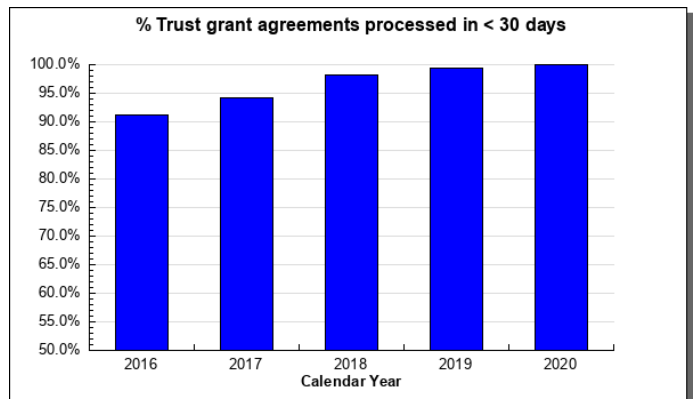
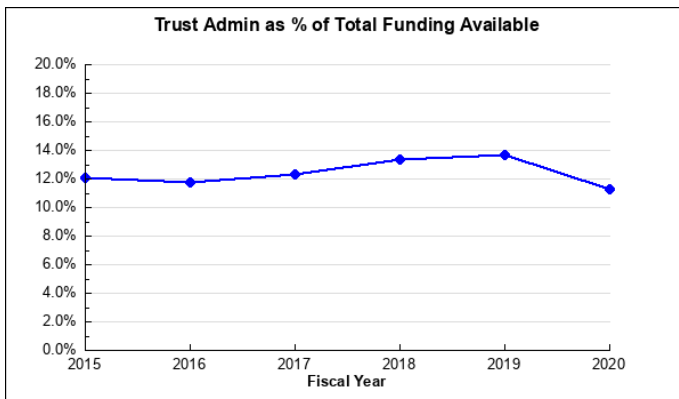
2. Provide leadership in advocacy and planning around beneficiary related issues.



3. Manage Trust cash and non-cash assets.



4. Ensure funding of a comprehensive integrated mental health program.



Major Component Accomplishments in 2020

- The Trust provided approximately \$23,072,400 in funding that supported 235 grants.
- The Trust’s financial investment in, and staff collaboration with, DHSS’s Medicaid reform efforts resulted in the Centers for Medicare and Medicaid Services (CMS) approval of an 1115 Behavioral Health waiver component, of the Section 1115 Behavioral Health demonstration waiver. The regulations will be implemented in FY2021.
- The Trust in partnership with DHSS is working to provide a plan for enhancing the current Behavioral Health

crisis response system to more adequately meet the needs of Trust beneficiaries. The collaboration resulted in the passing of Senate Bill 120 an act relating to the establishment of alternatives to arrest procedures for individuals experiencing acute behavioral health crisis, emergency detention for mental health evaluation, and the administration of psychotropic medications to a patient without their informed consent, and the licensure of crisis stabilization centers.

- The Trust worked with the Alaska Suicide Prevention Council, Senator Kawasaki, and key stakeholders to pass legislation to extend the life of the Council through 2027. This bill was signed into law in FY2020.
- The Trust worked with stakeholders, advisory boards, and the legislature to increase access to care through the development and implementation of statutes and regulations related to Licensed Marriage & Family Therapists and Licensed Professional Counselors.
- The Trust in collaboration with DHSS, the SHARP Council, and Senator Wilson was successful in passing Senate Bill 93 that expanded the current SHARP 1 student loan repayment program to include more service areas and healthcare positions around the state.

Key Component Challenges

- Maintaining the budget reserve account balance sufficient for Trust investments to programs/services in the comprehensive mental health program.
- Prioritizing Trust investment in grants to maximize impact.
- Monitoring the implementation and effectiveness of the Comprehensive Integrated Mental Health Program plan, and identifying areas where change is needed.
- Monitoring Medicaid reform impacts on Alaska's community treatment services and Trust beneficiaries.
- Coordinating and collaborating with the various state agencies, providers, and advocacy groups to meet the needs of Trust beneficiaries.
- Leveraging funds from private corporations, foundations, and other funding sources for beneficiary-related programs.

Significant Changes in Results to be Delivered in FY2022

No changes in results delivered.

Statutory and Regulatory Authority

AS 37.14 Public Finance - Special [Mental Health Trust] Funds
AS 47.30 Mental Health
20 AAC 40 Mental Health Trust Authority

Contact Information
Contact: Mike Abbott, Chief Executive Officer Phone: (907) 334-5909 E-mail: mike.abbott@alaska.gov

Mental Health Trust Operations Personal Services Information					
Authorized Positions			Personal Services Costs		
	FY2021 Management Plan	FY2022 Governor			
			Annual Salaries		1,979,257
Full-time	17	17	Premium Pay		0
Part-time	0	0	Annual Benefits		987,697
Nonpermanent	0	0	<i>Less 0.04% Vacancy Factor</i>		(1,250)
			Lump Sum Premium Pay		3,024
			Board Honoraria		65,000
Totals	17	17	Total Personal Services		3,033,728

Position Classification Summary					
Job Class Title	Anchorage	Fairbanks	Juneau	Others	Total
Administrative Assistant	1	0	0	0	1
Administrative Manager	1	0	0	0	1
Budget Controller	1	0	0	0	1
Chief Communications Officer	1	0	0	0	1
Chief Executive Officer	1	0	0	0	1
Chief Financial Officer	1	0	0	0	1
Chief Operating Officer	1	0	0	0	1
Dat Anl/Pol Off	1	0	0	0	1
Grants Accountability Manager	1	0	0	0	1
Grants Administrator Manager	1	0	0	0	1
Senior Program Officer	1	0	0	0	1
Special Assistant	1	0	0	0	1
Sr Eval&Pln Ofc	1	0	0	0	1
Trust Program Officer	4	0	0	0	4
Totals	17	0	0	0	17

Component Board Summary					
Board Description	Member Count	Pay Per Day	Budgeted Days	Additional Pay	Total Cost
Alaska Mental Health Trust Authority	7	200.00	41	3,249.08	65,000.00
Total					65,000.00

Component Detail All Funds
Department of Revenue

Component: Mental Health Trust Operations (1423)
RDU: Alaska Mental Health Trust Authority (47)

Non-Formula Component

	FY2020 Actuals	FY2021 Conference Committee	FY2021 Authorized	FY2021 Management Plan	FY2022 Governor	FY2021 Management Plan vs FY2022 Governor	
71000 Personal Services	2,714.5	2,983.1	2,983.1	2,950.0	3,033.7	83.7	2.8%
72000 Travel	63.3	82.0	82.0	82.0	82.0	0.0	0.0%
73000 Services	1,161.0	1,599.0	1,599.0	1,632.1	1,527.2	-104.9	-6.4%
74000 Commodities	51.0	67.0	67.0	67.0	67.0	0.0	0.0%
75000 Capital Outlay	0.0	14.0	14.0	14.0	0.0	-14.0	-100.0%
77000 Grants, Benefits	0.0	0.0	0.0	0.0	0.0	0.0	0.0%
78000 Miscellaneous	0.0	0.0	0.0	0.0	0.0	0.0	0.0%
Totals	3,989.8	4,745.1	4,745.1	4,745.1	4,709.9	-35.2	-0.7%
Fund Sources:							
1007 I/A Rcpts (Other)	14.5	30.0	30.0	30.0	30.0	0.0	0.0%
1094 MHT Admin (Other)	3,591.6	4,215.1	4,215.1	4,215.1	4,179.9	-35.2	-0.8%
1180 Alcohol Fd (DGF)	383.7	500.0	500.0	500.0	500.0	0.0	0.0%
Unrestricted General (UGF)	0.0	0.0	0.0	0.0	0.0	0.0	0.0%
Designated General (DGF)	383.7	500.0	500.0	500.0	500.0	0.0	0.0%
Other Funds	3,606.1	4,245.1	4,245.1	4,245.1	4,209.9	-35.2	-0.8%
Federal Funds	0.0	0.0	0.0	0.0	0.0	0.0	0.0%
Positions:							
Permanent Full Time	18	18	18	17	17	0	0.0%
Permanent Part Time	0	0	0	0	0	0	0.0%
Non Permanent	0	0	0	0	0	0	0.0%

Change Record Detail - Multiple Scenarios with Descriptions
Department of Revenue

Component: Mental Health Trust Operations (1423)
RDU: Alaska Mental Health Trust Authority (47)

Scenario/Change Record Title	Trans Type	Totals	Personal Services	Travel	Services	Commodities	Capital Outlay	Grants, Benefits	Miscellaneous	Positions		NP
										PFT	PPT	
***** Changes From FY2021 Conference Committee To FY2021 Authorized *****												
Conference Committee												
	ConfCom	4,745.1	2,983.1	82.0	1,599.0	67.0	14.0	0.0	0.0	18	0	0
1007 I/A Rcpts		30.0										
1094 MHT Admin		4,215.1										
1180 Alcohol Fd		500.0										
Subtotal		4,745.1	2,983.1	82.0	1,599.0	67.0	14.0	0.0	0.0	18	0	0
***** Changes From FY2021 Authorized To FY2021 Management Plan *****												
Delete Long-Term Vacant Deputy Budget Controller (04-X103)												
	PosAdj	0.0	0.0	0.0	0.0	0.0	0.0	0.0	0.0	-1	0	0
Delete a full-time Deputy Budget Controller (04-X103), range 19, located in Anchorage, that has been vacant for two years and is no longer needed as its duties have been absorbed by other staff.												
Align Authority with Anticipated Expenditures												
	LIT	0.0	-33.1	0.0	33.1	0.0	0.0	0.0	0.0	0	0	0
Transfer authority from personal services to services for anticipated expenditures. The remaining personal services authority is sufficient to cover anticipated expenditures.												
Subtotal		4,745.1	2,950.0	82.0	1,632.1	67.0	14.0	0.0	0.0	17	0	0
***** Changes From FY2021 Management Plan To FY2022 Governor *****												
Reverse Mental Health Trust Recommendation												
	OTI	-4,215.1	-2,950.0	-82.0	-1,102.1	-67.0	-14.0	0.0	0.0	0	0	0
1094 MHT Admin		-4,215.1										
Reverse Mental Health Trust recommendation to reflect zero-based mental health budget.												
Mental Health Trust Continuing - Maintain Trust Authority Administrative Budget												
	IncM	4,179.9	3,033.7	82.0	997.2	67.0	0.0	0.0	0.0	0	0	0
1094 MHT Admin		4,179.9										
The Alaska Mental Health Trust Authority (Trust) administrative budget supports the operation of the Trust office and the Board of Trustees. The Trust is tasked in statute with being trustees of the cash and non-cash assets of the legal trust, making budget recommendations for the Mental Health Budget Bill, partnering with the Department of Health and Social Services to ensure a Comprehensive Mental Health Program Plan, and providing leadership in Trust beneficiary-related issues. The Trust, a State corporation, is administratively housed in the Department of Revenue.												

Change Record Detail - Multiple Scenarios with Descriptions
Department of Revenue

Component: Mental Health Trust Operations (1423)
RDU: Alaska Mental Health Trust Authority (47)

Scenario/Change Record Title	Trans Type	Totals	Personal Services	Travel	Services	Commodities	Capital Outlay	Grants, Benefits	Miscellaneous	Positions		
										PFT	PPT	NP
	Totals	4,709.9	3,033.7	82.0	1,527.2	67.0	0.0	0.0	0.0	17	0	0

Line Item Detail (1676)
Department of Revenue
Travel

Component: Mental Health Trust Operations (1423)

Line Number	Line Name		FY2020 Actuals	FY2021 Management Plan	FY2022 Governor
2000	Travel		63.3	82.0	82.0
Object Class	Servicing Agency	Explanation	FY2020 Actuals	FY2021 Management Plan	FY2022 Governor
2000 Travel Detail Totals			63.3	82.0	82.0
2000	In-State Employee Travel	Airfare, lodging, surface transportation, reimbursable travel costs, meals and incidentals	34.1	50.0	40.0
2001	In-State Non-Employee Travel	Airfare, lodging, surface transportation, reimbursable travel costs, meals and incidentals	10.5	20.0	15.0
2002	Out of State Employee Travel	Airfare, lodging, surface transportation, reimbursable travel costs, meals and incidentals	16.0	10.0	20.0
2003	Out of State Non-Employee Travel	Airfare, lodging, surface transportation, reimbursable travel costs, meals and incidentals	2.7	2.0	7.0

Line Item Detail (1676)
Department of Revenue
Services

Component: Mental Health Trust Operations (1423)

Line Number	Line Name		FY2020 Actuals	FY2021 Management Plan	FY2022 Governor
3000	Services		1,161.0	1,632.1	1,527.2
Object Class	Servicing Agency	Explanation	FY2020 Actuals	FY2021 Management Plan	FY2022 Governor
3000 Services Detail Totals			1,161.0	1,632.1	1,527.2
3000	Education Services	Training, educational conferences, agency memberships, tuition, books and fees for work-related courses	12.4	30.0	30.0
3001	Financial Services	Accounting, auditing, and management/consulting services	128.8	102.0	128.0
3002	Legal and Judicial Services	Transcription services	137.0	150.0	150.0
3003	Information Technology	IT training, consulting, software licensing, software maintenance, and IT equipment leases	51.3	65.0	65.0
3004	Telecommunications	Local, long distance, cellular, television, data/network telecommunications equipment charges	47.3	65.8	67.0
3006	Delivery Services	Freight, courier services, and postage	0.4	0.5	0.5
3007	Advertising and Promotions	Legal notices for regulations and public hearings	2.7	7.5	7.5
3009	Structure/Infrastructure/Land	Infrastructure maintenance and repairs, rentals, and leases	10.7	6.0	14.0
3010	Equipment/Machinery	Office furniture and equipment repairs, maintenance, rentals and leases	9.6	15.0	15.0
3011	Other Services	Professional management and consulting services; printing and copying services	338.4	733.4	597.0
3017	Inter-Agency Information Technology	Admin - Department-wide Office of Information Technology	55.9	57.8	57.8

Line Item Detail (1676)
Department of Revenue
Services

Component: Mental Health Trust Operations (1423)

Object Class	Servicing Agency	Explanation	FY2020 Actuals	FY2021 Management Plan	FY2022 Governor
3000 Services Detail Totals			1,161.0	1,632.1	1,527.2
	Non-Telecommunications	(OIT) core services			
3017	Inter-Agency Information Technology Non-Telecommunications	Admin - Department-wide OIT Server Hosting & Storage	2.8	3.0	3.0
3018	Inter-Agency Information Technology Telecommunications	Admin - Department-wide Office of Information Technology (OIT) telecommunications services	9.3	24.9	25.0
3021	Inter-Agency Mail	Admin - Department-wide Central mailroom services including pickup and delivery of mail, postage, and mailing of state warrants	0.7	0.7	0.7
3022	Inter-Agency Human Resources	Admin - Department-wide Human resource and payroll services provided by the Division of Personnel	12.6	9.6	9.6
3024	Inter-Agency Legal	Law - Department-wide Legal services provided by the Department of Law	25.0	27.5	27.5
3026	Inter-Agency Insurance	Admin - Department-wide Risk Management	0.3	0.5	0.5
3027	Inter-Agency Financial	Admin - Department-wide Division of Finance chargeback for IRIS FIN, HRM, and ALDER	3.7	4.0	0.0
3027	Inter-Agency Financial	Rev - Treasury Division (121) Investment management services with the Treasury Division	9.6	23.0	23.0
3028	Inter-Agency Americans with Disabilities Act Compliance	Admin - Department-wide ADA compliance	0.2	0.1	0.3
3029	Inter-Agency Education/Training	Admin - Department-wide Training provided by state agencies – Shared Services of Alaska and Division of Finance training for procurement and ALDER reporting	0.0	0.8	0.8
3038	Inter-Agency Management/Consulting	NatRes - Department-wide Reimbursable service agreement with Natural Resources for interim Chief Financial Officer.	10.0	0.0	0.0
3038	Inter-Agency Management/Consulting	Rev - Administrative Services (125) Support services provided by the Administrative Services Division, including IT, fiscal, budget, contract management, procurement, and legislative support	42.1	45.0	45.0

Line Item Detail (1676)
Department of Revenue
Services

Component: Mental Health Trust Operations (1423)

Object Class		Servicing Agency	Explanation	FY2020 Actuals	FY2021 Management Plan	FY2022 Governor
3000 Services Detail Totals				1,161.0	1,632.1	1,527.2
3038	Inter-Agency Management/Consulting	Rev - Commissioner's Office (123)	Support services provided by the Commissioner's Office	0.2	10.0	10.0
3038	Inter-Agency Management/Consulting	Univ - Department-wide	RSA for Public Policy Fellow Position	250.0	250.0	250.0

Line Item Detail (1676)
Department of Revenue
Commodities

Component: Mental Health Trust Operations (1423)

Line Number	Line Name		FY2020 Actuals	FY2021 Management Plan	FY2022 Governor
4000	Commodities		51.0	67.0	67.0
Object Class	Servicing Agency	Explanation	FY2020 Actuals	FY2021 Management Plan	FY2022 Governor
4000 Commodities Detail Totals			51.0	67.0	67.0
4000	Business	Business supplies including book and educational equipment and furniture; office supplies; desktop computers, printers and IT equipment less than \$5,000 per item; and subscriptions including electronic access to information	27.7	49.0	49.0
4002	Household/Institutional	Institutional supplies	23.3	18.0	18.0

Line Item Detail (1676)
Department of Revenue
Capital Outlay

Component: Mental Health Trust Operations (1423)

Line Number	Line Name		FY2020 Actuals	FY2021 Management Plan	FY2022 Governor
5000	Capital Outlay		0.0	14.0	0.0
Object Class	Servicing Agency	Explanation	FY2020 Actuals	FY2021 Management Plan	FY2022 Governor
5000 Capital Outlay Detail Totals			0.0	14.0	0.0
5004	Equipment	IT Equipment > \$5,000: servers and other network equipment, firewall and remote access equipment, tape backup devices and general office equipment/furniture > \$5,000	0.0	14.0	0.0

Revenue Detail (1681)
Department of Revenue

Component: Mental Health Trust Operations (1423)

Revenue Type (OMB Fund Code) Revenue Source	Component	Comment	FY2020 Actuals	FY2021 Management Plan	FY2022 Governor
5007 I/A Rcpts (1007 I/A Rcpts)			14.5	30.0	30.0
5301 Inter-Agency Receipts	NatRes - Department-wide	Outreach and advertising	14.5	30.0	30.0

Inter-Agency Services (1682)
Department of Revenue

Component: Mental Health Trust Operations (1423)

				FY2020 Actuals	FY2021 Management Plan	FY2022 Governor
Component Totals				422.4	456.9	453.2
With Department of Administration				85.5	101.4	97.7
With Department of Law				25.0	27.5	27.5
With Department of Revenue				51.9	78.0	78.0
With Department of Natural Resources				10.0	0.0	0.0
With University of Alaska				250.0	250.0	250.0
Object Class	Servicing Agency	Explanation	FY2020 Actuals	FY2021 Management Plan	FY2022 Governor	
3017	Inter-Agency Information Technology Non-Telecommunications	Admin - Department-wide Office of Information Technology (OIT) core services	55.9	57.8	57.8	
3017	Inter-Agency Information Technology Non-Telecommunications	Admin - Department-wide OIT Server Hosting & Storage	2.8	3.0	3.0	
3018	Inter-Agency Information Technology Telecommunications	Admin - Department-wide Office of Information Technology (OIT) telecommunications services	9.3	24.9	25.0	
3021	Inter-Agency Mail	Admin - Department-wide Central mailroom services including pickup and delivery of mail, postage, and mailing of state warrants	0.7	0.7	0.7	
3022	Inter-Agency Human Resources	Admin - Department-wide Human resource and payroll services provided by the Division of Personnel	12.6	9.6	9.6	
3024	Inter-Agency Legal	Law - Department-wide Legal services provided by the Department of Law	25.0	27.5	27.5	
3026	Inter-Agency Insurance	Admin - Department-wide Risk Management	0.3	0.5	0.5	
3027	Inter-Agency Financial	Admin - Department-wide Division of Finance chargeback for IRIS FIN, HRM, and ALDER	3.7	4.0	0.0	
3027	Inter-Agency Financial	Rev - Treasury Division (121) Investment management services with the Treasury Division	9.6	23.0	23.0	
3028	Inter-Agency Americans with Disabilities Act Compliance	Admin - Department-wide ADA compliance	0.2	0.1	0.3	
3029	Inter-Agency Education/Training	Admin - Department-wide Training provided by state agencies – Shared Services of Alaska and Division of Finance training for	0.0	0.8	0.8	

Inter-Agency Services (1682)
Department of Revenue

Component: Mental Health Trust Operations (1423)

Object Class		Servicing Agency	Explanation	FY2020 Actuals	FY2021 Management Plan	FY2022 Governor
			procurement and ALDER reporting			
3038	Inter-Agency Management/Consulting	NatRes - Department-wide	Reimbursable service agreement with Natural Resources for interim Chief Financial Officer.	10.0	0.0	0.0
3038	Inter-Agency Management/Consulting	Rev - Administrative Services (125)	Support services provided by the Administrative Services Division, including IT, fiscal, budget, contract management, procurement, and legislative support	42.1	45.0	45.0
3038	Inter-Agency Management/Consulting	Rev - Commissioner's Office (123)	Support services provided by the Commissioner's Office	0.2	10.0	10.0
3038	Inter-Agency Management/Consulting	Univ - Department-wide	RSA for Public Policy Fellow Position	250.0	250.0	250.0

Personal Services Expenditure Detail
Department of Revenue

Scenario: FY2022 Governor (17280)
Component: Mental Health Trust Operations (1423)
RDU: Alaska Mental Health Trust Authority (47)

PCN	Job Class Title	Time Status	Retire Code	Barg Unit	Location	Salary Sched	Range / Step	Comp Months	Split / Count	Annual Salaries	COLA	Premium Pay	Annual Benefits	Total Costs	UGF Amount
04-9400	Chief Executive Officer	FT	A	XE	Anchorage	N00	28 /	12.0		206,006	0	0	85,328	291,334	0
04-9401	Senior Program Officer	FT	A	XE	Anchorage	N00	24 /	12.0		144,369	0	0	68,008	212,377	0
04-9402	Sr Eval&Pln Ofc	FT	A	XE	Anchorage	N00	24 /	12.0		126,677	0	0	62,048	188,725	0
04-9403	Chief Financial Officer	FT	A	XE	Anchorage	N00	24 /	12.0		169,393	0	0	75,039	244,432	0
04-9404	Administrative Manager	FT	A	XE	Anchorage	N00	20 /	12.0		95,855	0	0	51,497	147,352	0
04-9405	Grants Administrator Manager	FT	A	XE	Anchorage	N00	21 /	12.0		102,921	0	0	53,916	156,837	0
04-9406	Chief Operating Officer	FT	A	XE	Anchorage	N00	27 /	12.0		173,258	0	0	76,125	249,383	0
04-9407	Budget Controller	FT	A	XE	Anchorage	N00	20 /	12.0		93,744	0	0	50,775	144,519	0
04-9411	Grants Accountability Manager	FT	A	XE	Anchorage	N00	19 /	12.0		102,676	0	0	53,832	156,508	0
04-X008	Special Assistant	FT	A	XE	Anchorage	N00	17 /	12.0		81,288	0	0	46,511	127,799	0
04-X010	Chief Communications Officer	FT	A	XE	Anchorage	N00	24 /	12.0		123,924	0	0	61,105	185,029	0
04-X013	Trust Program Officer	FT	A	XE	Anchorage	N00	22 /	12.0		105,821	0	0	54,909	160,730	0
04-X014	Administrative Assistant	FT	A	XE	Anchorage	N00	16 /	12.0		65,443	0	0	41,087	106,530	0
04-X046	Trust Program Officer	FT	A	XE	Anchorage	N00	22 /	12.0		97,052	0	0	51,907	148,959	0
04-X076	Trust Program Officer	FT	A	XE	Anchorage	N00	22 /	12.0		93,631	0	0	50,736	144,367	0
04-X083	Dat Anl/Pol Off	FT	A	XE	Anchorage	N00	24 /	12.0		100,505	0	0	53,089	153,594	0
04-Z001	Trust Program Officer	FT	A	XE	Anchorage	N00	22 /	12.0		96,694	0	0	51,785	148,479	0

	Total Positions	New	Deleted
Full Time Positions:	17	0	0
Part Time Positions:	0	0	0
Non Permanent Positions:	0	0	0
Positions in Component:	17	0	0

Total Component Months: 204.0

Total Salary Costs:	1,979,257
Total COLA:	0
Total Premium Pay:	0
Total Benefits:	987,697
Total Pre-Vacancy:	2,966,954
Minus Vacancy Adjustment of 0.04%:	(1,250)
Total Post-Vacancy:	2,965,704
Plus Lump Sum Premium Pay:	3,024
Plus Board Honoraria Pay:	65,000
Personal Services Line 100:	3,033,728

PCN Funding Sources:	Pre-Vacancy	Post-Vacancy	Percent
1094 Mental Health Trust Administration	2,966,954	2,965,704	100.00%
Total PCN Funding:	2,966,954	2,965,704	100.00%

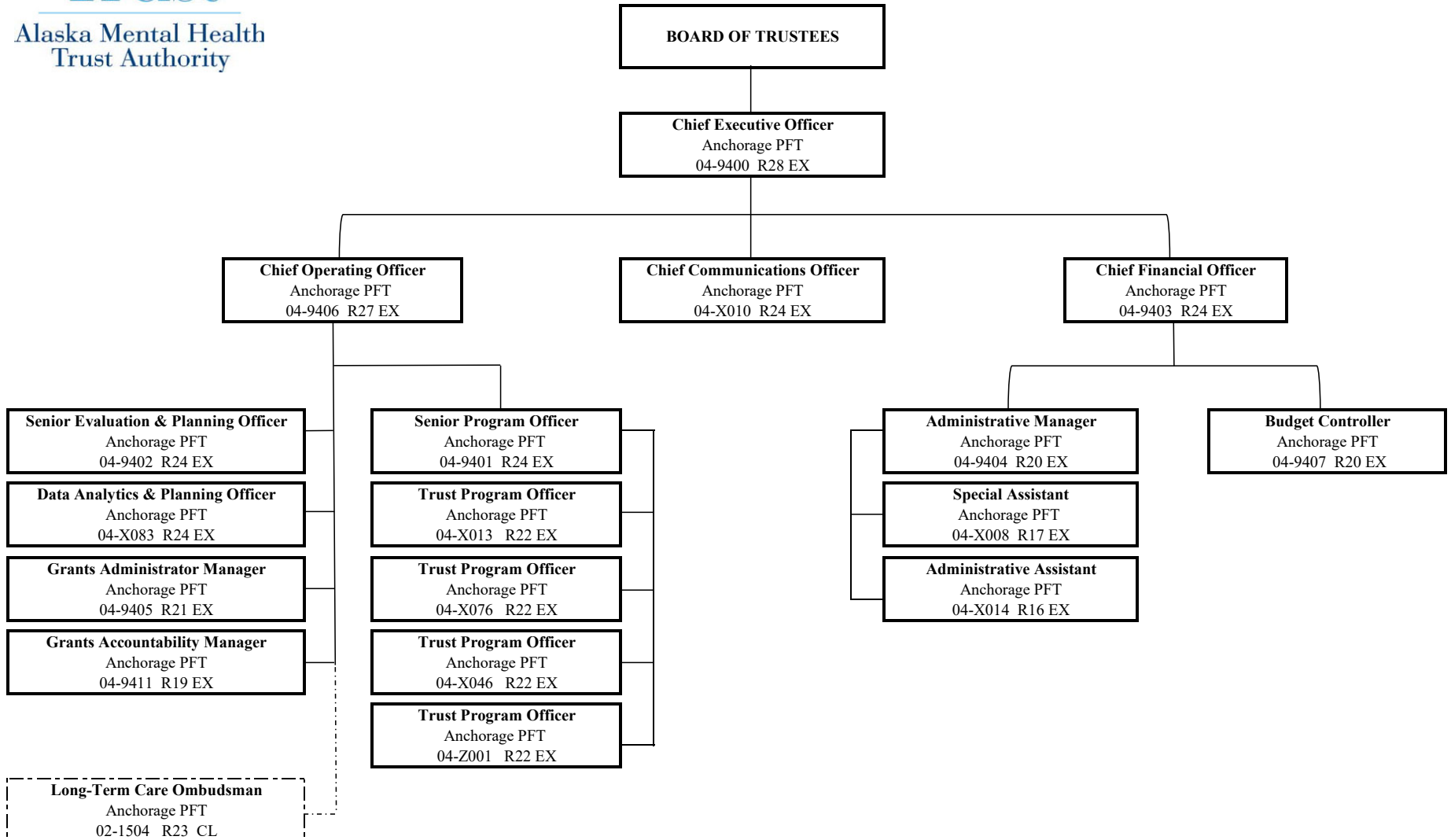
Note: If a position is split, an asterisk (*) will appear in the Split/Count column. If the split position is also counted in the component, two asterisks (**) will appear in this column. [No valid job title] appearing in the Job Class Title indicates that the PCN has an invalid class code or invalid range for the class code effective date of this scenario.

Personal Services Expenditure Detail
Department of Revenue

Scenario: FY2022 Governor (17280)
Component: Mental Health Trust Operations (1423)
RDU: Alaska Mental Health Trust Authority (47)

Lump Sum Funding Sources:	Amount	Percent
1094 Mental Health Trust Administration	3,024	100.00%
Total Lump Sum Funding:	3,024	100.00%

Note: If a position is split, an asterisk (*) will appear in the Split/Count column. If the split position is also counted in the component, two asterisks (**) will appear in this column.
[No valid job title] appearing in the Job Class Title indicates that the PCN has an invalid class code or invalid range for the class code effective date of this scenario.



**State of Alaska
FY2022 Governor's Operating Budget**

**Department of Revenue
Long Term Care Ombudsman Office
Component Budget Summary**

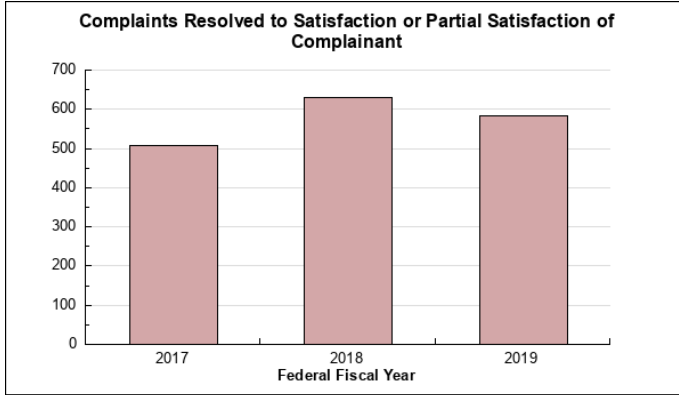
Component: Long Term Care Ombudsman Office

Contribution to Department's Mission

The mission of Alaska's Office of the Long Term Care Ombudsman is to promote and protect the health, safety, welfare and rights of Alaskan seniors, age 60 and over.

Results

(Additional performance information is available on the web at <https://omb.alaska.gov/results>.)



Target: The LTCO program shall visit 100% of the skilled nursing facilities and senior licensed assisted living homes in the state at least once per year.

Target: The LTCO program will make at least 400 visits to facilities annually.

Target: The LTCO program will make quarterly visits to at least 30 facilities annually, targeting those facilities with the most complaints.

Target: Annually, the LTCO program will analyze the number and types of complaints by facility in order to determine training or changes that could improve care in the ten facilities that need the most support.

Target: Annually, the LTCO program will analyze the number and types of complaints to determine systems changes that could improve care in long term care facilities.

Target: The LTCO program shall educate the community about long term care, the LTCO program and related issues such as residents' rights at a minimum of four community outreach or education events annually.

Target: The LTCO program will provide information and referrals to at least 200 callers annually.

Core Services

- Complaint investigations
- Develop and support the creation and maintenance of family and resident councils.
- Ensure the needs, interests, and opinions of Alaskan seniors are conveyed to policy makers.
- The LTCO program will actively advocate to protect the rights of seniors by educating care providers and the public through community outreach and training.

Measures by Core Service

(Additional performance information is available on the web at <https://omb.alaska.gov/results>.)

1. Complaint investigations

Target: The LTCO program will retain 6 staff and a working cadre of at least 60 volunteers in order to work towards being able to visit facilities on a quarterly basis.

Target: The LTCO will recruit and train at least 20 new volunteers annually.

Target: The LTCO program will contact all of the resident and family councils at least once a year to explain the role of the OLTCO and offer support.

2. Develop and support the creation and maintenance of family and resident councils.

Target: Support the development and strengthening of family and resident councils at all nursing homes, especially those with more

than 20 residents, and State Pioneer Homes to ensure these councils are an effective voice for elderly LTC residents

3. Ensure the needs, interests, and opinions of Alaskan seniors are conveyed to policy makers.

Target: The LTCO will participate in advocacy on 100% of the legislative bills or state regulations being proposed that affect older Alaskans.

4. The LTCO program will actively advocate to protect the rights of seniors by educating care providers and the public through community outreach and training.

Target: The LTCO program will provide consultation to at least 40 facilities each year.

Target: The LTCO program will conduct training at least three times per year to long term care providers regarding resident rights, the role of the LTCO, and LTCO assistance available to care providers.

Major Component Accomplishments in 2020

- Conducted 1,049 unannounced facility visits to monitor the safety and well-being of seniors in assisted living and nursing homes statewide.
- Received 587 formal complaints and 97% of these complaints were resolved to the satisfaction of the resident.
- Provided information and referral to 346 members of the public who contacted our office for assistance.
- Provided consultation to 298 providers of long-term care services.
- Identified and targeted facilities that needed additional support and visited these 86 facilities quarterly.

Key Component Challenges

- The national recommendation for visits to facilities is for quarterly visits. The LTCO program was able to complete quarterly visits to 86 of the 324 nursing homes and assisted living homes. The number of Skilled Nursing Facilities and Assisted Living Homes has increased over the last couple of years. While many LTCO program staff can reach the facilities that are on a road system, those off the road system present a challenge; particularly, given the current budget constraints and COVID-19 pandemic. We continue to make the best available use of our volunteers and team to make facility visits to the furthest extent possible.
- The LTCO program continues to be challenged with recruiting, training, supervising, and retaining an adequate number of volunteer ombudsmen to make unannounced visits to facilities statewide. Last year, the LTCO office worked with 60 certified volunteers to help with visiting long-term care facilities across the State of Alaska. Many of our volunteers are of retirement age. Our focus over the next few years will be to do more outreach to appeal to an expanded audience such as military spouses, college students and other interested community members. Our volunteers truly help leverage our resources.

Significant Changes in Results to be Delivered in FY2022

No changes in results delivered.

Statutory and Regulatory Authority

AS 47.24 Protection of Vulnerable Adults
AS 47.62 Office of the Long Term Care Ombudsman
Federal Older Americans Act, Chapter 2, Section 712

Contact Information
Contact: Stephanie Wheeler, Long Term Care Ombudsman Phone: (907) 334-4480 E-mail: OLTCO@alaska.gov

Long Term Care Ombudsman Office Personal Services Information					
Authorized Positions			Personal Services Costs		
	<u>FY2021</u> <u>Management</u> <u>Plan</u>	<u>FY2022</u> <u>Governor</u>			
			Annual Salaries		460,602
Full-time	6	6	Premium Pay		0
Part-time	0	0	Annual Benefits		269,926
Nonpermanent	0	0	<i>Less 2.99% Vacancy Factor</i>		(21,857)
			Lump Sum Premium Pay		2,592
Totals	6	6	Total Personal Services		711,263

Position Classification Summary					
Job Class Title	Anchorage	Fairbanks	Juneau	Others	Total
Asst Long Term Care Ombudsman	3	0	0	0	3
Deputy Long Term Care Ombudsma	1	0	0	0	1
Long Term Care Specialist	1	0	0	0	1
Long-Term Care Ombudsman	1	0	0	0	1
Totals	6	0	0	0	6

Component Detail All Funds
Department of Revenue

Component: Long Term Care Ombudsman Office (2749)
RDU: Alaska Mental Health Trust Authority (47)

Non-Formula Component

	FY2020 Actuals	FY2021 Conference Committee	FY2021 Authorized	FY2021 Management Plan	FY2022 Governor	FY2021 Management Plan vs FY2022 Governor	
71000 Personal Services	670.3	719.6	719.6	701.0	711.3	10.3	1.5%
72000 Travel	22.3	48.8	48.8	48.8	48.8	0.0	0.0%
73000 Services	84.3	122.1	122.1	135.7	125.4	-10.3	-7.6%
74000 Commodities	7.2	10.2	10.2	15.2	15.2	0.0	0.0%
75000 Capital Outlay	0.0	0.0	0.0	0.0	0.0	0.0	0.0%
77000 Grants, Benefits	0.0	0.0	0.0	0.0	0.0	0.0	0.0%
78000 Miscellaneous	0.0	0.0	0.0	0.0	0.0	0.0	0.0%
Totals	784.1	900.7	900.7	900.7	900.7	0.0	0.0%
Fund Sources:							
1007 I/A Rcpts (Other)	320.0	413.5	413.5	413.5	413.5	0.0	0.0%
1037 GF/MH (UGF)	464.1	487.2	487.2	487.2	487.2	0.0	0.0%
Unrestricted General (UGF)	464.1	487.2	487.2	487.2	487.2	0.0	0.0%
Designated General (DGF)	0.0	0.0	0.0	0.0	0.0	0.0	0.0%
Other Funds	320.0	413.5	413.5	413.5	413.5	0.0	0.0%
Federal Funds	0.0	0.0	0.0	0.0	0.0	0.0	0.0%
Positions:							
Permanent Full Time	6	6	6	6	6	0	0.0%
Permanent Part Time	0	0	0	0	0	0	0.0%
Non Permanent	0	0	0	0	0	0	0.0%

Change Record Detail - Multiple Scenarios with Descriptions
Department of Revenue

Component: Long Term Care Ombudsman Office (2749)
RDU: Alaska Mental Health Trust Authority (47)

Scenario/Change Record Title	Trans Type	Totals	Personal Services	Travel	Services	Commodities	Capital Outlay	Grants, Benefits	Miscellaneous	Positions		NP
										PFT	PPT	
***** Changes From FY2021 Conference Committee To FY2021 Authorized *****												
Conference Committee												
1007 I/A Rcpts	ConfCom	413.5	719.6	48.8	122.1	10.2	0.0	0.0	0.0	6	0	0
1037 GF/MH		487.2										
Subtotal		900.7	719.6	48.8	122.1	10.2	0.0	0.0	0.0	6	0	0
***** Changes From FY2021 Authorized To FY2021 Management Plan *****												
Align Authority with Anticipated Expenditures												
LIT		0.0	-18.6	0.0	13.6	5.0	0.0	0.0	0.0	0	0	0
Transfer authority from personal services to services and commodities for anticipated expenditures. The remaining personal services authority is sufficient to cover anticipated expenditures.												
Subtotal		900.7	701.0	48.8	135.7	15.2	0.0	0.0	0.0	6	0	0
***** Changes From FY2021 Management Plan To FY2022 Governor *****												
Transfer Authority from Services for Anticipated Personal Service Expenditures												
LIT		0.0	10.3	0.0	-10.3	0.0	0.0	0.0	0.0	0	0	0
The remaining services authority is anticipated to be sufficient to cover operating expenditures.												
Totals		900.7	711.3	48.8	125.4	15.2	0.0	0.0	0.0	6	0	0

Line Item Detail (1676)
Department of Revenue
Travel

Component: Long Term Care Ombudsman Office (2749)

Line Number	Line Name		FY2020 Actuals	FY2021 Management Plan	FY2022 Governor
2000	Travel		22.3	48.8	48.8
Object Class	Servicing Agency	Explanation	FY2020 Actuals	FY2021 Management Plan	FY2022 Governor
2000 Travel Detail Totals			22.3	48.8	48.8
2000	In-State Employee Travel	Airfare, lodging, surface transportation, reimbursable travel costs, meals and incidentals	20.4	47.5	47.5
2001	In-State Non-Employee Travel	Airfare, lodging, surface transportation, reimbursable travel costs, meals and incidentals	0.0	0.3	0.3
2002	Out of State Employee Travel	Airfare, lodging, surface transportation, reimbursable travel costs, meals and incidentals	1.9	1.0	1.0

Line Item Detail (1676)
Department of Revenue
Services

Component: Long Term Care Ombudsman Office (2749)

Line Number	Line Name		FY2020 Actuals	FY2021 Management Plan	FY2022 Governor
3000	Services		84.3	135.7	125.4
Object Class	Servicing Agency	Explanation	FY2020 Actuals	FY2021 Management Plan	FY2022 Governor
3000 Services Detail Totals			84.3	135.7	125.4
3000	Education Services	Training, educational conferences, agency memberships, tuition, books and fees for work-related courses	1.6	7.5	7.5
3003	Information Technology	IT training, consulting, software licensing, software maintenance, and IT equipment leases	3.9	6.0	6.0
3004	Telecommunications	Local, long distance, cellular, television, data/network telecommunications equipment charges	0.2	0.4	0.4
3009	Structure/Infrastructure/Land	Infrastructure maintenance and repairs, rentals, and leases	26.9	27.0	27.0
3010	Equipment/Machinery	Office furniture and equipment repairs, maintenance, rentals and leases	2.0	7.5	7.5
3011	Other Services	Professional management and consulting services; printing and copying services	11.5	28.5	18.2
3017	Inter-Agency Information Technology Non-Telecommunications	Admin - Department-wide Office of Information Technology (OIT) core services	18.6	19.0	19.0
3018	Inter-Agency Information Technology Telecommunications	Admin - Department-wide Office of Information Technology (OIT) telecommunications services	2.6	2.6	2.6
3021	Inter-Agency Mail	Admin - Department-wide Central mailroom services including pickup and delivery of mail, postage, and mailing of state warrants	0.7	0.8	0.8
3022	Inter-Agency Human Resources	Admin - Department-wide Human resource and payroll services provided by the Division of	4.2	3.4	3.4

Line Item Detail (1676)
Department of Revenue
Services

Component: Long Term Care Ombudsman Office (2749)

Object Class		Servicing Agency	Explanation	FY2020 Actuals	FY2021 Management Plan	FY2022 Governor
			3000 Services Detail Totals	84.3	135.7	125.4
			Personnel			
3026	Inter-Agency Insurance	Admin - Department-wide	Risk Management	0.1	0.1	0.1
3027	Inter-Agency Financial	Admin - Department-wide	Division of Finance chargeback for IRIS FIN, HRM, and ALDER	0.5	0.7	0.7
3038	Inter-Agency Management/Consulting	Rev - Administrative Services (125)	Support services provided by the Administrative Services Division, including IT, fiscal, budget, contract management, procurement, and legislative support	11.4	12.1	12.1
3038	Inter-Agency Management/Consulting	Rev - Commissioner's Office (123)	Support services provided by the Commissioner's Office	0.1	0.1	0.1
3038	Inter-Agency Management/Consulting	Rev - Mental Health Trust Operations (1423)	Administrative services provided by the Mental Health Trust Authority staff including fiscal, budget, contract management, procurement, and legislative support	0.0	20.0	20.0

Line Item Detail (1676)
Department of Revenue
Commodities

Component: Long Term Care Ombudsman Office (2749)

Line Number	Line Name		FY2020 Actuals	FY2021 Management Plan	FY2022 Governor
4000	Commodities		7.2	15.2	15.2
Object Class	Servicing Agency	Explanation	FY2020 Actuals	FY2021 Management Plan	FY2022 Governor
4000 Commodities Detail Totals			7.2	15.2	15.2
4000	Business	Business supplies including book and educational equipment and furniture; office supplies; desktop computers, printers and IT equipment less than \$5,000 per item; and subscriptions including electronic access to information	6.8	14.0	14.0
4002	Household/Institutional	Institutional supplies	0.4	1.2	1.2

Revenue Detail (1681)
Department of Revenue

Component: Long Term Care Ombudsman Office (2749)

Revenue Type (OMB Fund Code) Revenue Source	Component	Comment	FY2020 Actuals	FY2021 Management Plan	FY2022 Governor
5007 I/A Rcpts (1007 I/A Rcpts)			320.0	413.5	413.5
5301 Inter-Agency Receipts	H&SS - Department-wide	Long Term Care Ombudsman administrative costs	320.0	413.5	413.5

Inter-Agency Services (1682)
Department of Revenue

Component: Long Term Care Ombudsman Office (2749)

				FY2020 Actuals	FY2021 Management Plan	FY2022 Governor
Component Totals				38.2	58.8	58.8
With Department of Administration				26.7	26.6	26.6
With Department of Revenue				11.5	32.2	32.2
Object Class	Servicing Agency	Explanation	FY2020 Actuals	FY2021 Management Plan	FY2022 Governor	
3017	Inter-Agency Information Technology Non-Telecommunications	Admin - Department-wide Office of Information Technology (OIT) core services	18.6	19.0	19.0	
3018	Inter-Agency Information Technology Telecommunications	Admin - Department-wide Office of Information Technology (OIT) telecommunications services	2.6	2.6	2.6	
3021	Inter-Agency Mail	Admin - Department-wide Central mailroom services including pickup and delivery of mail, postage, and mailing of state warrants	0.7	0.8	0.8	
3022	Inter-Agency Human Resources	Admin - Department-wide Human resource and payroll services provided by the Division of Personnel	4.2	3.4	3.4	
3026	Inter-Agency Insurance	Admin - Department-wide Risk Management	0.1	0.1	0.1	
3027	Inter-Agency Financial	Admin - Department-wide Division of Finance chargeback for IRIS FIN, HRM, and ALDER	0.5	0.7	0.7	
3038	Inter-Agency Management/Consulting	Rev - Administrative Services (125) Support services provided by the Administrative Services Division, including IT, fiscal, budget, contract management, procurement, and legislative support	11.4	12.1	12.1	
3038	Inter-Agency Management/Consulting	Rev - Commissioner's Office (123) Support services provided by the Commissioner's Office	0.1	0.1	0.1	
3038	Inter-Agency Management/Consulting	Rev - Mental Health Trust Operations (1423) Administrative services provided by the Mental Health Trust Authority staff including fiscal, budget, contract management, procurement, and legislative support	0.0	20.0	20.0	

Personal Services Expenditure Detail
Department of Revenue

Scenario: FY2022 Governor (17280)
Component: Long Term Care Ombudsman Office (2749)
RDU: Alaska Mental Health Trust Authority (47)

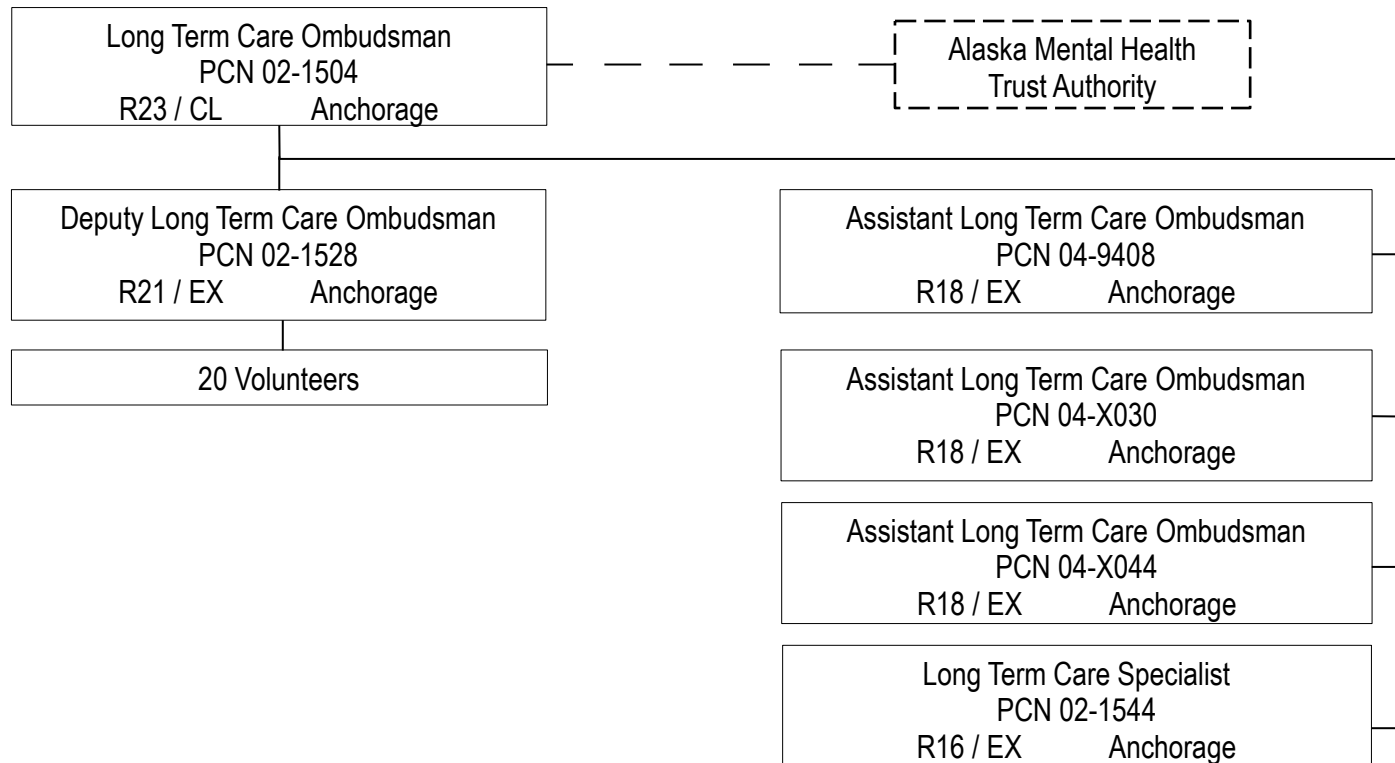
PCN	Job Class Title	Time Status	Retire Code	Barg Unit	Location	Salary Sched	Range / Step	Comp Months	Split / Count	Annual Salaries	COLA	Premium Pay	Annual Benefits	Total Costs	UGF Amount
02-1504	Long-Term Care Ombudsman	FT	A	SS	Anchorage	200	23B / C	12.0		93,525	0	0	50,844	144,369	93,118
02-1528	Deputy Long Term Care Ombudsma	FT	A	XE	Anchorage	N00	21F / J	12.0		89,037	0	0	49,164	138,201	89,140
02-1544	Long Term Care Specialist	FT	A	XE	Anchorage	N00	16D / E	12.0		59,877	0	0	39,182	99,059	61,417
04-9408	Asst Long Term Care Ombudsman	FT	A	XE	Anchorage	N00	18C / D	12.0		66,411	0	0	41,419	107,830	66,855
04-X030	Asst Long Term Care Ombudsman	FT	A	XE	Anchorage	N00	18F / J	12.0		73,303	0	0	43,778	117,081	72,590
04-X044	Asst Long Term Care Ombudsman	FT	A	XE	Anchorage	N00	18L	12.0		78,449	0	0	45,539	123,988	76,873
													Total Salary Costs:	460,602	
													Total COLA:	0	
													Total Premium Pay:	0	
													Total Benefits:	269,926	
													Total Pre-Vacancy:	730,528	
													Minus Vacancy Adjustment of 2.99%:	(21,857)	
													Total Post-Vacancy:	708,671	
													Plus Lump Sum Premium Pay:	2,592	
													Personal Services Line 100:	711,263	
		Total Positions:	New	Deleted											
Full Time Positions:		6	0	0											
Part Time Positions:		0	0	0											
Non Permanent Positions:		0	0	0											
Positions in Component:		6	0	0											
Total Component Months:		72.0													

PCN Funding Sources:	Pre-Vacancy	Post-Vacancy	Percent
1007 Interagency Receipts	270,536	262,442	37.03%
1037 General Fund / Mental Health	459,992	446,229	62.97%
Total PCN Funding:	730,528	708,671	100.00%

Lump Sum Funding Sources:	Amount	Percent
1037 Interagency Receipts	1,326	51.00%
1037 General Fund / Mental Health	1,266	49.00%
Total Lump Sum Funding:	2,592	100.00%

Note: If a position is split, an asterisk (*) will appear in the Split/Count column. If the split position is also counted in the component, two asterisks (**) will appear in this column. [No valid job title] appearing in the Job Class Title indicates that the PCN has an invalid class code or invalid range for the class code effective date of this scenario.

Department of Revenue
Mental Health Trust Authority/Long Term Care Ombudsman Office
FY2022 Governor's Budget
6 PFT



**State of Alaska
FY2022 Governor's Operating Budget**

**Department of Revenue
AMBBA Operations
RDU/Component Budget Summary**

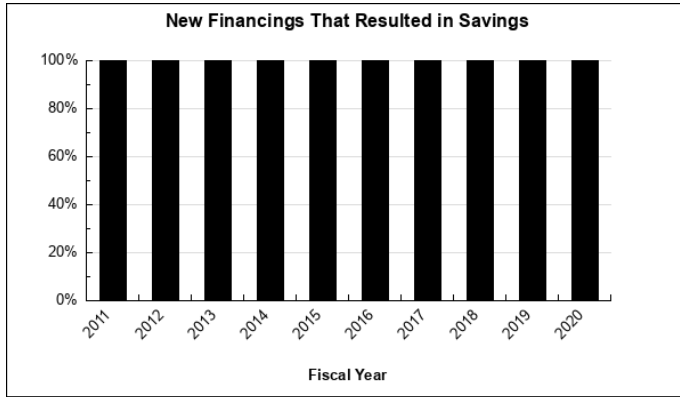
RDU/Component: AMBBA Operations

Contribution to Department's Mission

The mission of the Alaska Municipal Bond Bank is to provide municipalities, joint insurance associations, regional health organizations, the University, and Joint Action Agencies with financing options for capital projects.

Results

(Additional performance information is available on the web at <https://omb.alaska.gov/results>.)



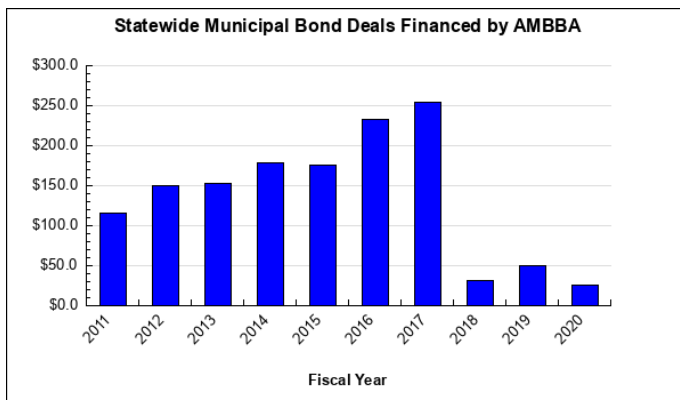
Core Services

- Provide expertise and the lowest cost financing for Alaska's authorized borrowers that either diminish administrative burden of borrower, diminish the cost of borrowing, or both.

Measures by Core Service

(Additional performance information is available on the web at <https://omb.alaska.gov/results>.)

1. Provide expertise and the lowest cost financing for Alaska's authorized borrowers that either diminish administrative burden of borrower, diminish the cost of borrowing, or both.



Major Component Accomplishments in 2020

- \$1.0 million in estimated savings to Alaskans through lowered borrowing cost and by design, due to modest loan activity, constrained operating expenses to \$507,949.

- Issued approximately \$22.2 million in bonds generating \$25.5 million for two loan agreements to fund Alaskan projects.
- Increased total net position by \$1.8 million.

Key Component Challenges

- Potential impact to the Bond Bank from the recent Forrer decision of the Alaska Supreme Court.
- Managing the cost of maintaining required reserve funds. Reserve funds are funded through the use of borrowed funds, equity contributions, and surety policies. Earnings rates on funds in the reserve are used to pay debt service on outstanding borrowed funds, which can lead to draws on equity in low earnings environments.
- The Bond Bank's credit ratings. As of September 30, 2020, the Bond Bank's ratings were A+/A/A1 from S&P Global Ratings (S&P), Fitch Ratings (Fitch), and Moody's Investors Service, Inc., respectively. The outlook on all ratings is negative. These ratings are one notch off the respective State of Alaska general obligation bond credit ratings, with the State receiving two downgrades by Fitch, and one downgrade by S&P during the course of fiscal year 2020. Any additional State credit rating deterioration is expected to simultaneously diminish the credit rating of the Bond Bank program.
- Limited authority to lend to Regional Health Organizations has resulted in financings being conducted outside the program. In certain instances, the current statutory administrative limitations result in more administrative cost than the benefit of use of the Bond Bank program provides.

Significant Changes in Results to be Delivered in FY2022

- Potentially propose statutory changes to conform to recommended structuring requirements as a result of the Forrer decision or increase the ability of the Bond Bank to serve the existing user base.

Statutory and Regulatory Authority

AS 44.85 Alaska Municipal Bond Bank Authority

Contact Information
<p>Contact: Deven Mitchell, Executive Director Phone: (907) 465-3409 E-mail: deven.mitchell@alaska.gov</p>

AMBBA Operations Personal Services Information					
Authorized Positions			Personal Services Costs		
	<u>FY2021</u> <u>Management</u> <u>Plan</u>	<u>FY2022</u> <u>Governor</u>			
Full-time	1	1	Annual Salaries		140,765
Part-time	0	0	COLA		771
Nonpermanent	0	0	Premium Pay		0
			Annual Benefits		66,922
			<i>Less 2.23% Vacancy Factor</i>		(4,658)
			Lump Sum Premium Pay		0
Totals	1	1	Total Personal Services		203,800

Position Classification Summary					
Job Class Title	Anchorage	Fairbanks	Juneau	Others	Total
State Investment Officer	0	0	1	0	1
Totals	0	0	1	0	1

Component Detail All Funds
Department of Revenue

Component: AMBBA Operations (108)
RDU: Alaska Municipal Bond Bank Authority (44)

Non-Formula Component

	FY2020 Actuals	FY2021 Conference Committee	FY2021 Authorized	FY2021 Management Plan	FY2022 Governor	FY2021 Management Plan vs FY2022 Governor	
71000 Personal Services	199.0	207.6	207.6	203.0	203.8	0.8	0.4%
72000 Travel	4.5	14.5	14.5	14.5	14.5	0.0	0.0%
73000 Services	303.5	783.6	783.6	788.2	788.2	0.0	0.0%
74000 Commodities	1.0	3.8	3.8	3.8	3.8	0.0	0.0%
75000 Capital Outlay	0.0	0.0	0.0	0.0	0.0	0.0	0.0%
77000 Grants, Benefits	0.0	0.0	0.0	0.0	0.0	0.0	0.0%
78000 Miscellaneous	0.0	0.0	0.0	0.0	0.0	0.0	0.0%
Totals	508.0	1,009.5	1,009.5	1,009.5	1,010.3	0.8	0.1%
Fund Sources:							
1104 MBB Rcpts (Other)	508.0	904.5	904.5	904.5	905.3	0.8	0.1%
1108 Stat Desig (Other)	0.0	105.0	105.0	105.0	105.0	0.0	0.0%
Unrestricted General (UGF)	0.0	0.0	0.0	0.0	0.0	0.0	0.0%
Designated General (DGF)	0.0	0.0	0.0	0.0	0.0	0.0	0.0%
Other Funds	508.0	1,009.5	1,009.5	1,009.5	1,010.3	0.8	0.1%
Federal Funds	0.0	0.0	0.0	0.0	0.0	0.0	0.0%
Positions:							
Permanent Full Time	1	1	1	1	1	0	0.0%
Permanent Part Time	0	0	0	0	0	0	0.0%
Non Permanent	0	0	0	0	0	0	0.0%

Change Record Detail - Multiple Scenarios with Descriptions
Department of Revenue

Component: AMBBA Operations (108)
RDU: Alaska Municipal Bond Bank Authority (44)

Scenario/Change Record Title	Trans Type	Totals	Personal Services	Travel	Services	Commodities	Capital Outlay	Grants, Benefits	Miscellaneous	Positions		NP
										PFT	PPT	
***** Changes From FY2021 Conference Committee To FY2021 Authorized *****												
Conference Committee												
	ConfCom	1,009.5	207.6	14.5	783.6	3.8	0.0	0.0	0.0	1	0	0
1104 MBB Rcpts		904.5										
1108 Stat Desig		105.0										
Subtotal		1,009.5	207.6	14.5	783.6	3.8	0.0	0.0	0.0	1	0	0
***** Changes From FY2021 Authorized To FY2021 Management Plan *****												
Align Authority with Anticipated Expenditures												
	LIT	0.0	-4.6	0.0	4.6	0.0	0.0	0.0	0.0	0	0	0
Transfer authority from personal services to services for anticipated expenditures. The remaining personal services authority is sufficient to cover anticipated expenditures.												
Subtotal		1,009.5	203.0	14.5	788.2	3.8	0.0	0.0	0.0	1	0	0
***** Changes From FY2021 Management Plan To FY2022 Governor *****												
FY2022 Salary Adjustments												
	SalAdj	0.8	0.8	0.0	0.0	0.0	0.0	0.0	0.0	0	0	0
1104 MBB Rcpts		0.8										
FY2022 1% COLA for ASE/General Government (GG/GP/GY/GZ): \$0.8												
Totals		1,010.3	203.8	14.5	788.2	3.8	0.0	0.0	0.0	1	0	0

Line Item Detail (1676)
Department of Revenue
Travel

Component: AMBBA Operations (108)

Line Number	Line Name		FY2020 Actuals	FY2021 Management Plan	FY2022 Governor
2000	Travel		4.5	14.5	14.5
Object Class	Servicing Agency	Explanation	FY2020 Actuals	FY2021 Management Plan	FY2022 Governor
2000 Travel Detail Totals			4.5	14.5	14.5
2000	In-State Employee Travel	Airfare, lodging, surface transportation, reimbursable travel costs, meals and incidentals	4.5	14.5	14.5

Line Item Detail (1676)
Department of Revenue
Services

Component: AMBBA Operations (108)

Line Number	Line Name		FY2020 Actuals	FY2021 Management Plan	FY2022 Governor
3000	Services		303.5	788.2	788.2
Object Class	Servicing Agency	Explanation	FY2020 Actuals	FY2021 Management Plan	FY2022 Governor
3000 Services Detail Totals			303.5	788.2	788.2
3000	Education Services	Training, educational conferences, agency memberships, tuition, books and fees for work-related courses	0.7	1.2	1.2
3001	Financial Services	Accounting, auditing, and management/consulting services	232.3	474.3	474.3
3003	Information Technology	IT training, consulting, software licensing, software maintenance, and IT equipment leases	0.1	1.0	1.0
3004	Telecommunications	Local, long distance, cellular, television, data/network telecommunications equipment charges	0.8	1.3	1.3
3006	Delivery Services	Freight, courier services, and postage	0.0	0.8	0.8
3007	Advertising and Promotions	Legal notices for regulations and public hearings	2.9	4.8	4.8
3010	Equipment/Machinery	Office furniture and equipment repairs, maintenance, rentals and leases	0.3	0.5	0.5
3011	Other Services	Professional management and consulting services; printing and copying services	0.0	0.3	0.3
3017	Inter-Agency Information Technology Non-Telecommunications	Admin - Department-wide Office of Information Technology (OIT) core services	3.1	3.0	3.0
3018	Inter-Agency Information Technology Telecommunications	Admin - Department-wide Office of Information Technology (OIT) telecommunications services	0.7	1.0	1.0

Line Item Detail (1676)
Department of Revenue
Services

Component: AMBBA Operations (108)

Object Class		Servicing Agency	Explanation	FY2020 Actuals	FY2021 Management Plan	FY2022 Governor
3000 Services Detail Totals				303.5	788.2	788.2
3021	Inter-Agency Mail	Admin - Department-wide	Central mailroom services including pickup and delivery of mail, postage, and mailing of state warrants	0.7	0.7	0.7
3022	Inter-Agency Human Resources	Admin - Department-wide	Human resource and payroll services provided by the Division of Personnel	0.7	0.6	0.6
3023	Inter-Agency Building Leases	Admin - Department-wide	Cost of space in state-owned facilities and private leases	7.6	7.6	7.6
3024	Inter-Agency Legal	Law - Department-wide	Legal services provided by the Department of Law	40.4	268.3	268.3
3026	Inter-Agency Insurance	Admin - Department-wide	Risk Management	0.0	0.1	0.1
3027	Inter-Agency Financial	Admin - Department-wide	Division of Finance chargeback for IRIS FIN, HRM, and ALDER	0.4	1.0	1.0
3028	Inter-Agency Americans with Disabilities Act Compliance	Admin - Department-wide	ADA compliance	0.0	0.1	0.1
3038	Inter-Agency Management/Consulting	Rev - Administrative Services (125)	Support services provided by the Administrative Services Division, including IT, fiscal, budget, contract management, procurement, and legislative support	11.8	20.0	20.0
3038	Inter-Agency Management/Consulting	Rev - Commissioner's Office (123)	Support services provided by the Commissioner's Office	1.0	1.6	1.6

Line Item Detail (1676)
Department of Revenue
Commodities

Component: AMBBA Operations (108)

Line Number	Line Name		FY2020 Actuals	FY2021 Management Plan	FY2022 Governor
4000	Commodities		1.0	3.8	3.8
Object Class	Servicing Agency	Explanation	FY2020 Actuals	FY2021 Management Plan	FY2022 Governor
		4000 Commodities Detail Totals	1.0	3.8	3.8
4000	Business	Business supplies including book and educational equipment and furniture; office supplies; desktop computers, printers and IT equipment less than \$5,000 per item; and subscriptions including electronic access to information	1.0	3.8	3.8

Revenue Detail (1681)
Department of Revenue

Component: AMBBA Operations (108)

Revenue Type (OMB Fund Code) Revenue Source	Component	Comment	FY2020 Actuals	FY2021 Management Plan	FY2022 Governor
5104 MBB Rcpts (1104 MBB Rcpts)			508.0	904.5	905.3
5419 Alaska Municipal Bond Bank Receipts		Municipal bond bank receipts	508.0	904.5	905.3
5108 Stat Desig (1108 Stat Desig)			0.0	105.0	105.0
5205 Statutory Dsgntd Prgrm Rcpts Development - Charges for Svcs		Regional health organization bond proceeds	0.0	105.0	105.0

Inter-Agency Services (1682)
Department of Revenue

Component: AMBBA Operations (108)

	FY2020 Actuals	FY2021 Management Plan	FY2022 Governor
Component Totals	66.4	304.0	304.0
With Department of Administration	13.2	14.1	14.1
With Department of Law	40.4	268.3	268.3
With Department of Revenue	12.8	21.6	21.6

Object Class	Servicing Agency	Explanation	FY2020 Actuals	FY2021 Management Plan	FY2022 Governor
3017	Inter-Agency Information Technology Non-Telecommunications	Admin - Department-wide Office of Information Technology (OIT) core services	3.1	3.0	3.0
3018	Inter-Agency Information Technology Telecommunications	Admin - Department-wide Office of Information Technology (OIT) telecommunications services	0.7	1.0	1.0
3021	Inter-Agency Mail	Admin - Department-wide Central mailroom services including pickup and delivery of mail, postage, and mailing of state warrants	0.7	0.7	0.7
3022	Inter-Agency Human Resources	Admin - Department-wide Human resource and payroll services provided by the Division of Personnel	0.7	0.6	0.6
3023	Inter-Agency Building Leases	Admin - Department-wide Cost of space in state-owned facilities and private leases	7.6	7.6	7.6
3024	Inter-Agency Legal	Law - Department-wide Legal services provided by the Department of Law	40.4	268.3	268.3
3026	Inter-Agency Insurance	Admin - Department-wide Risk Management	0.0	0.1	0.1
3027	Inter-Agency Financial	Admin - Department-wide Division of Finance chargeback for IRIS FIN, HRM, and ALDER	0.4	1.0	1.0
3028	Inter-Agency Americans with Disabilities Act Compliance	Admin - Department-wide ADA compliance	0.0	0.1	0.1
3038	Inter-Agency Management/Consulting	Rev - Administrative Services (125) Support services provided by the Administrative Services Division, including IT, fiscal, budget, contract management, procurement, and legislative support	11.8	20.0	20.0
3038	Inter-Agency Management/Consulting	Rev - Commissioner's Office (123) Support services provided by the Commissioner's Office	1.0	1.6	1.6

Personal Services Expenditure Detail
Department of Revenue

Scenario: FY2022 Governor (17280)
Component: AMBBA Operations (108)
RDU: Alaska Municipal Bond Bank Authority (44)

PCN	Job Class Title	Time Status	Retire Code	Barg Unit	Location	Salary Sched	Range / Step	Comp Months	Split / Count	Annual Salaries	COLA	Premium Pay	Annual Benefits	Total Costs	UGF Amount
04-5022	Operations Research Analyst	FT	A	GP	Juneau	205	21K	6.0	*	50,427	771	0	26,656	77,854	0
04-5025	State Investment Officer	FT	A	XE	Juneau	99	22	6.0	**	90,338	0	0	40,266	130,604	0
													Total Salary Costs:	140,765	
													Total COLA:	771	
													Total Premium Pay:	0	
													Total Benefits:	66,922	
													Total Pre-Vacancy:	208,458	
													Minus Vacancy Adjustment of 2.23%:	(4,658)	
													Total Post-Vacancy:	203,800	
													Plus Lump Sum Premium Pay:	0	
													Personal Services Line 100:	203,800	
Total Component Months:		12.0													

PCN Funding Sources:	Pre-Vacancy	Post-Vacancy	Percent
1104 Alaska Municipal Bond Bank Receipts	208,458	203,800	100.00%
Total PCN Funding:	208,458	203,800	100.00%

Note: If a position is split, an asterisk (*) will appear in the Split/Count column. If the split position is also counted in the component, two asterisks (**) will appear in this column. [No valid job title] appearing in the Job Class Title indicates that the PCN has an invalid class code or invalid range for the class code effective date of this scenario.

Department of Revenue
AMBBA Operations (108)
RDU: Alaska Municipal Bond Bank Authority (44)
FY2022 Governor's Budget
Position Totals: 1 PFT

State Investment Officer
04-5025
R22 / EX Juneau

*Split PCN counted in the
Treasury Division*

**Operations Research
Analyst**
04-5022
R21 / CL Juneau

**State of Alaska
FY2022 Governor's Operating Budget**

**Department of Revenue
Alaska Housing Finance Corporation
Results Delivery Unit Budget Summary**

Alaska Housing Finance Corporation Results Delivery Unit

Contribution to Department's Mission

Please see component narrative.

Major RDU Accomplishments in 2020

Please see component narrative.

Key RDU Challenges

Please see component narrative.

Significant Changes in Results to be Delivered in FY2022

Please see component narratives.

Contact Information

Contact: James Wiedle, Budget Director

Phone: (907) 330-8356

E-mail: jwiedle@ahfc.us

**Alaska Housing Finance Corporation
RDU Financial Summary by Component**

All dollars shown in thousands

	FY2020 Actuals				FY2021 Management Plan				FY2022 Governor			
	UGF+DGF Funds	Other Funds	Federal Funds	Total Funds	UGF+DGF Funds	Other Funds	Federal Funds	Total Funds	UGF+DGF Funds	Other Funds	Federal Funds	Total Funds
Formula Expenditures None.												
Non-Formula Expenditures												
AHFC Operations	0.0	36,046.9	67,055.2	103,102.1	0.0	38,527.0	60,966.2	99,493.2	0.0	38,897.0	60,966.2	99,863.2
AK Corp for Affordable Housing	0.0	151.8	173.0	324.8	0.0	172.2	307.0	479.2	0.0	172.2	307.0	479.2
Totals	0.0	36,198.7	67,228.2	103,426.9	0.0	38,699.2	61,273.2	99,972.4	0.0	39,069.2	61,273.2	100,342.4

**Alaska Housing Finance Corporation
Summary of RDU Budget Changes by Component
From FY2021 Management Plan to FY2022 Governor**

All dollars shown in thousands

	<u>Unrestricted Gen (UGF)</u>	<u>Designated Gen (DGF)</u>	<u>Other Funds</u>	<u>Federal Funds</u>	<u>Total Funds</u>
FY2021 Management Plan	0.0	0.0	38,699.2	61,273.2	99,972.4
Adjustments which continue current level of service:					
-AHFC Operations	0.0	0.0	370.0	0.0	370.0
FY2022 Governor	0.0	0.0	39,069.2	61,273.2	100,342.4

State of Alaska FY2022 Governor's Operating Budget

Department of Revenue AHFC Operations Component Budget Summary

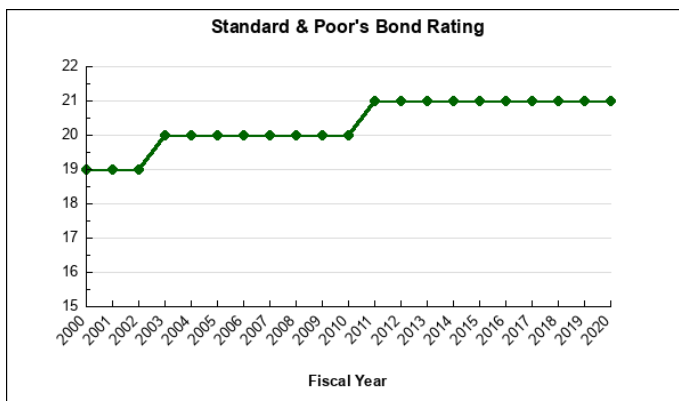
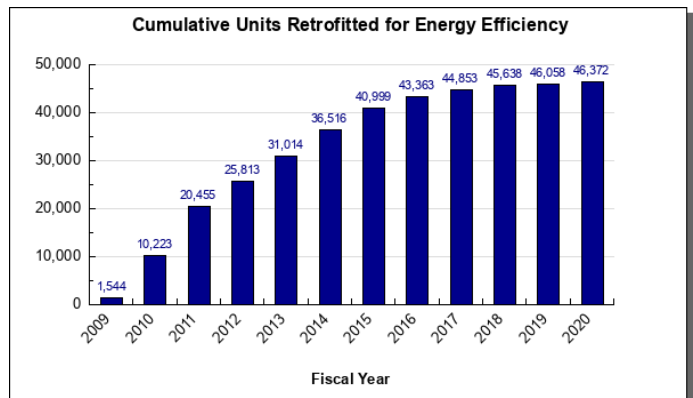
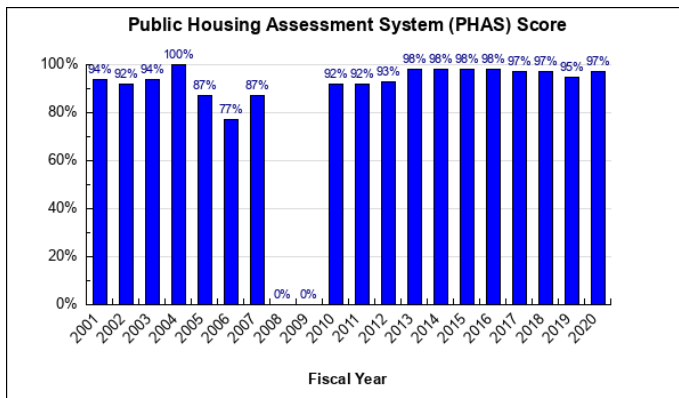
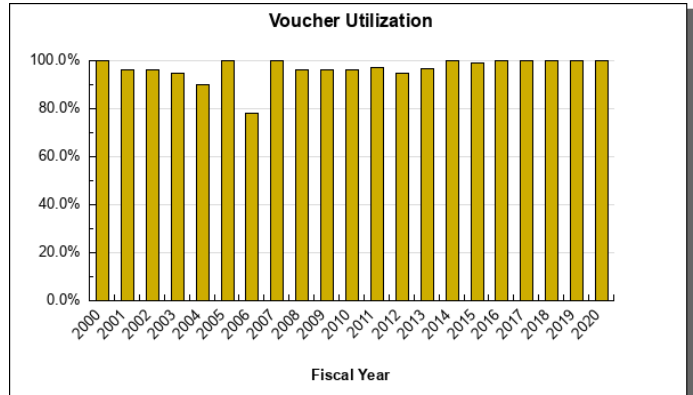
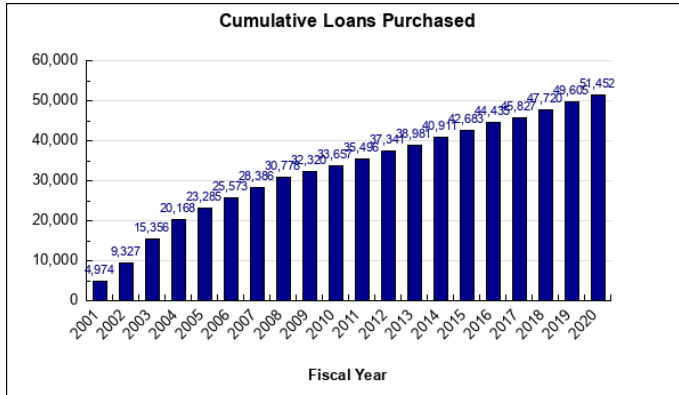
Component: AHFC Operations

Contribution to Department's Mission

The mission of the Alaska Housing Finance Corporation is to provide Alaskans access to safe, quality, affordable housing.

Results

(Additional performance information is available on the web at <https://omb.alaska.gov/results>.)



Core Services

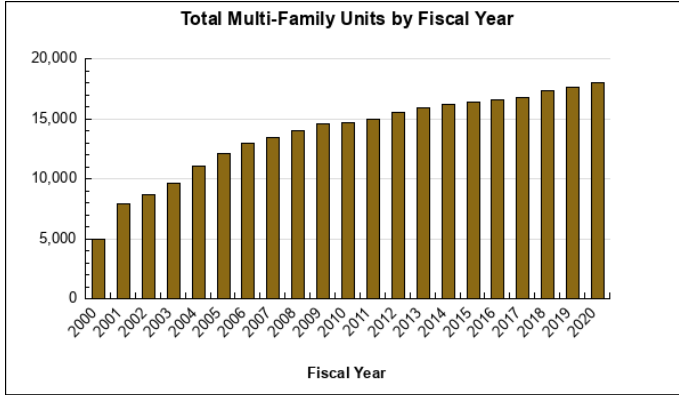
- Provide programs and service that are responsive to the diverse housing needs statewide
- Increase and sustain homeownership

- Increase special-needs housing
- Manage finances to maximize Alaska Housing Finance Corporation's (AHFC) profits

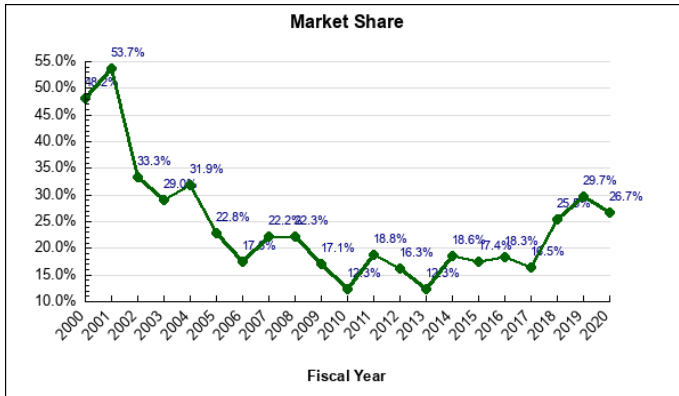
Measures by Core Service

(Additional performance information is available on the web at <https://omb.alaska.gov/results>.)

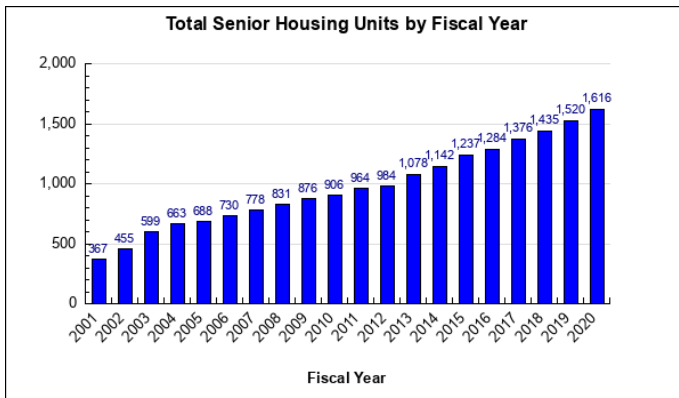
1. Provide programs and service that are responsive to the diverse housing needs statewide



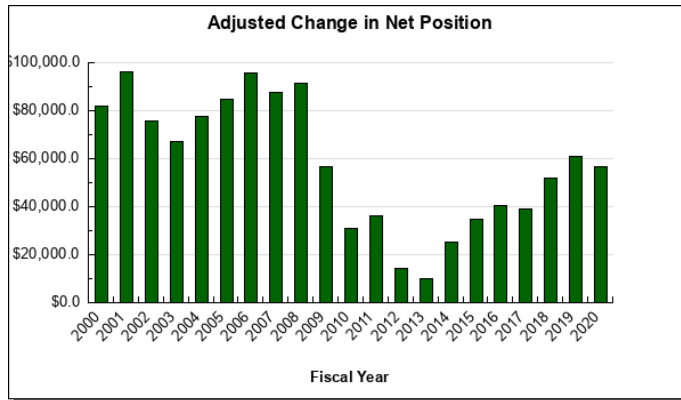
2. Increase and sustain homeownership



3. Increase special-needs housing



4. Manage finances to maximize Alaska Housing Finance Corporation's (AHFC) profits



Major Component Accomplishments in 2020

Alaska Housing Finance Corporation's mission is to provide Alaskans access to safe, quality, affordable housing. AHFC is a self-supporting corporation with offices in 16 communities statewide. AHFC generates most of its revenue through a variety of loan programs including:

- First-Time Homebuyer
- Veterans
- Small Building Materials Loan
- Closing Cost Assistance

Since the creation of AHFC in 1971, AHFC's work has expanded from providing affordable loans to public housing programs, energy efficiency, senior housing, and professional development opportunities. Fiscal Year 2020 presented AHFC a unique challenge with the emergence of the **COVID-19** virus.

AHFC took significant action to mitigate the potential impact of the virus on AHFC employees. Actions included:

- Sanitization protocols, including disinfection of touch-points, in AHFC-owned facilities;
- Telework policy for employees at high-risk for **COVID-19** infection;
- Social distancing policy in the workplace; and,
- Work station separation and relocation for essential employees.

Realizing that housing resources and services would be in greater demand during the **COVID-19** pandemic, AHFC took steps to minimize any disruption of service to the public while reducing risk of virus transmission. AHFC implemented processes and programs to provide relief and assistance during the pandemic including:

- 1) Forbearance for AHFC mortgage holders;
- 2) Allowing customers to submit documents such as public housing applications through mail;
- 3) Implementing the *Safety Net* housing assistance program to provide rental assistance to families living in public housing or with a housing voucher experiencing a negative economic impact due to **COVID-19**;
- 4) Suspending all late rent fee for public housing residents;
- 5) CARES Act funding from HUD for an additional 15 Mainstream for people with disabilities;
- 6) CARES Act funding from the Alaska Legislature for the *Alaska Housing Relief Program* to provide rent and mortgage relief to eligible Alaskans.

AHFC's **COVID-19** effort was instrumental in addressing the most significant, ongoing need of Alaska's Housing Market - housing stability. AHFC also achieved substantial progress in addressing other needs of the housing market in FY20. Some of these accomplishments include:

- ✓ Housing more than 10,000 Alaskans per night in AHFC's Public Housing and Voucher Programs;

- ✓ Purchasing close to 2,000 residential loans (1-4 units) which provided more than \$494 million for Alaskans to finance homes;
- ✓ Program management of eight state and federal funding resources that serve more than 14,000 homeless or at-risk of homeless Alaskans per year;
- ✓ Helping 40 low-income Alaskans became homeowners, and 23 existing senior citizen homeowners with accessibility modifications so they could age-in-place – funded by three state and federal single-family grant programs;
- ✓ Improving energy-efficiency of over 300 homes through Weatherization;
- ✓ Providing funding through the Supplemental Development Grant program to assist in construction of more than 60 new units and the rehabilitation of 107 projects.
- ✓ Funded 235 units of new affordable rental housing in the private sector throughout Alaska.
- ✓ Continued to pay a dividend to the State of Alaska in excess of \$40 million.
- ✓ Maintained 98% of pre-Covid-19 capacity through telework and rotational schedules and changing policies related to programmatic and financial monitoring.
- ✓ Stayed in compliance with state and federal regulations on over \$60 million in funding through monitoring of over 200 housing properties and 40 programmatic/financial internal/external agency reviews.
- ✓ Maintained education and outreach on the importance of energy efficiency and quality building practices in Alaska through the delivery of AK Energy Smart curriculum to over 4600 students throughout Alaska and a 400% increase in teacher training on energy literacy.
- ✓ Managed the implementation/conversion of five AHFC software platforms to improve efficiency of public housing operations, payroll and employee training, mortgage underwriting operations and project compliance, and procurement and other administrative services.

Key Component Challenges

Affordable Housing Issues:

According to the National Low Income Housing Coalition (2020), more than 72% of Alaska's very-low income households (incomes below 30% of median income) pay more than 30% of their household income to housing costs and utilities. The cost of development and downward pressure on rents continues to exacerbate the difference between what tenants can pay and what is necessary for economic viability. This disparity is worse for projects over 25 units. The economic impact of **COVID-19** may have lingering impacts on the rental market. New construction of affordable housing may become harder to build resulting in increased rehabilitation activity.

Senior Housing:

Housing needs for senior Alaskans continue to grow. The senior population is increasing faster than the available supply of affordable housing. Many of the same challenges that exist in the broader market of affordable housing exist in this sub-market. The **COVID-19** pandemic has brought an additional challenge to senior housing. Because seniors are more vulnerable to the physical and psychology effects of **COVID-19**, housing operators must now incorporate additional health and safety steps to mitigate **COVID-19** risks in their facilities. These necessary steps may increase the long-term operating cost of senior housing.

Rural Housing and Rural Rental Housing Development:

In rural Alaska, demand for housing is high and so is the cost of development. What housing does exist is, generally scarce, and more overcrowded than housing on the road system. Overall demand for rental assistance and housing units continues to grow in rural Alaska. Many of the homes in rural Alaska have poor indoor air quality, related to high occupancy rates and poor ventilation. A key challenge is funding energy efficiency and weatherization programs to improve indoor air quality. Federal funds have not kept pace with the cost of the required investment.

AHFC Operational Challenges

- ✓ Maintaining housing options for more than 10,000 Alaskans per night in AHFC's Public Housing and Voucher Programs;
- ✓ Maintain loan production and AHFC mortgage portfolio through marketing and outreach
- ✓ Find new ways to improve investment income due to prepayment activities and low short term interest rate
- ✓ Improve operational efficiency through software conversions and increased use of technology
- ✓ Change the recruitment, hiring, and onboarding process to compete for workforce to replace retirees/turnover in a competitive work environment.
- ✓ Advance internal/external communication on AHFC's role in the housing market given changing state/federal policies and programs
- ✓ Maintain compliance with federal/state program policy and procedures for the administration of more than 25 different programs.
- ✓ Ensure adequate funding for the development of affordable housing for special needs populations given the growing needs of vulnerable populations, pressure on the organizational viability of applicants; and the prioritization of funding based on need and status of the housing market.
- ✓ Meet all HUD targets for public housing operations given disruptions from **COVID-19**, with added emphasis on health and safety for employees and AHFC tenants.
- ✓ Find additional rental assistance resources through AHFC's Moving to Work Status to address expanding needs for households under 30% of median income.

Significant Changes in Results to be Delivered in FY2022

No changes in results to be delivered.

Statutory and Regulatory Authority

State of Alaska

AS 18.55 Housing, Public Building, Urban Renewal, and Regional Housing Authorities

AS 18.56 Alaska Housing Finance Corporation

15 AAC 118 Health and Safety

15 AAC 150 Alaska Housing Finance Corporation

15 AAC 151 AHFC General Programs

15 AAC 152 AHFC Rural Housing

15 AAC 153 AHFC Public Housing

15 AAC 154 Grant Programs

15 AAC 155 AHFC Energy Efficiency Programs

19 AAC 69 Energy Efficiency

19 AAC 80 Housing Assistance Loan Fund

19 AAC 82 Home Ownership Assistance Program

19 AAC 83 State-Assisted Rental Housing Construction Program

19 AAC 85 Senior Citizens Housing Development Fund

19 AAC 88 Supplemental Housing Development Grants

19 AAC 89 Senior Housing Revolving Fund

Code of Federal Regulations

10 CFR 420 State Energy Conservation Plans

10 CFR 440 Weatherization Assistance for Low-income Persons

24 CFR 41 Policy and Procedures for the enforcement of standards and requirements for accessibility...

24 CFR 42	Uniform Relocation Assistance & Real Property Acquisition for federal & federally assisted ...
24 CFR 91	State & Local Housing Affordability Strategies
24 CFR 92	HOME Investment Partnerships Program
24 CFR 219	Flexible Subsidy Program - Capital Improvement Loans
24 CFR 574	Housing Opportunities for Persons with AIDS (HOPWA)
24 CFR 575	Emergency Shelter Grants
24 CFR 576	Emergency Shelter Grants: Steward B. McKinney Homeless Assistance Act
24 CFR 582	Shelter Plus Care Program
24 CFR 583	Supportive Housing Program
24 CFR 600	Comprehensive Planning Assistance
24 CFR 850	Housing Development Grants
24 CFR 880	Section 8 Housing Assistance Payment Program for new construction
24 CFR 882	Section 8 Housing Assistance Payment Program - existing housing
24 CFR 886	Section 8 Housing Assistance Payment Program - special allocations
24 CFR 887	Housing Voucher Program
24 CFR 889	Grant Programs - Housing & Community Dev., Low- and Moderate-income Housing...
24 CFR 901	Public Housing Management Assessment Program
24 CFR 941	Public Housing Development
24 CFR 961	Drug Abuse, Drug Traffic Control, Grants Programs - Housing & Community Dev...
24 CFR 963	Public Housing - Contracting with Resident-owned businesses
24 CFR 964	Tenant Participation & Management in Public Housing
24 CFR 965	PHA-Owned or Leased projects - Maintenance & Operation
24 CFR 968	Comprehensive Grants Program
24 CFR 970	Public Housing Program - demolition or disposition of public housing projects
24 CFR 990	Annual Contributions for Operating Subsidy
45 CFR Subtitle B	Family Self-Sufficiency Program

Contact Information

Contact: James Wiedle, Budget Director
Phone: (907) 330-8359
E-mail: jwiedle@ahfc.us

AHFC Operations Personal Services Information				
Authorized Positions			Personal Services Costs	
	FY2021 Management Plan	FY2022 Governor		
Full-time	314	314	Annual Salaries	24,951,193
Part-time	22	22	Premium Pay	0
Nonpermanent	14	14	Annual Benefits	18,177,972
			Less 4.76% Vacancy Factor	(2,051,129)
			Lump Sum Premium Pay	0
			Board Honoraria	19,364
Totals	350	350	Total Personal Services	41,097,400

Position Classification Summary					
Job Class Title	Anchorage	Fairbanks	Juneau	Others	Total
Accountant II	3	0	0	0	3
Accountant III	2	0	0	0	2
Accounting Assistant II	2	0	0	0	2
Accounting Technician II	4	0	0	0	4
Accounting Technician III	1	0	0	0	1
Accounts Payable Supervisor	1	0	0	0	1
Admin Assistant I Trainee	1	0	0	0	1
Admin Assistant II/Courier	2	0	0	0	2
Admin Assistant II/Reception	1	0	0	0	1
Admin Assistant III/Reception	2	0	0	0	2
Admin Asst III/Supply & Record	1	0	0	0	1
Admin Services Technician	1	0	0	0	1
Administrative Assistant I	1	0	0	0	1
Administrative Assistant III	2	0	0	0	2
Administrative Assistant IV	1	0	0	0	1
Asset Servicing Specialist III	3	0	0	0	3
Asset Supervisor I	0	0	0	7	7
Asset Supervisor II	3	1	1	3	8
Asset Technician	3	2	1	2	8
Audit Specialist I	1	0	0	0	1
Audit Specialist III	1	0	0	0	1
Budget Assistant II	2	0	0	0	2
Budget Specialist I	1	0	0	0	1
Budget Specialist II	2	0	0	0	2
Communication Spclst II	1	0	0	0	1
Communication Specialist I	1	0	0	0	1
Communications Manager	1	0	0	0	1
Compliance Specialist II	2	0	0	0	2
Compliance Specialist III	1	0	0	0	1
Computer Operations Supervisor	1	0	0	0	1
Construction Inspector	2	0	0	0	2
Controller	1	0	0	0	1
Coordinator, Admin Support	1	0	0	0	1
Coordinator, Facilities Mgmt	4	0	0	0	4
Coordinator, Grant	1	0	0	0	1
Coordinator, Planner	1	0	0	0	1

Position Classification Summary						
Job Class Title	Anchorage	Fairbanks	Juneau	Others	Total	
Coordinator, Prgm Develop I	1	0	0	0	1	
Coordinator, Prgm Develop II	1	0	0	0	1	
Coordinator, Servicing	1	0	0	0	1	
Coordinator, Servicing II	3	0	0	0	3	
Coordinator, Supply-Logistics	1	0	0	0	1	
Custodian	5	1	1	0	7	
Database Administrator IV	1	0	0	0	1	
Dep Executive Director	1	0	0	0	1	
Director, Admin Services	1	0	0	0	1	
Director, Budget	1	0	0	0	1	
Director, Facilities	1	0	0	0	1	
Director, Finance	1	0	0	0	1	
Director, Gov Rel & Public Aff	1	0	0	0	1	
Director, Housing Operations	1	0	0	0	1	
Director, Human Resources	1	0	0	0	1	
Director, Information Systems	1	0	0	0	1	
Director, Internal Audit	1	0	0	0	1	
Director, Mortgage Operations	1	0	0	0	1	
Director, Planning/Prog Dev	1	0	0	0	1	
Director, Public Housing	1	0	0	0	1	
Director, Rural Housing	1	0	0	0	1	
Energy Account Specialist I	2	0	0	0	2	
Energy Grant Admin II	2	0	0	0	2	
Energy Information Sp I	1	0	0	0	1	
Energy Specialist I	6	0	0	0	6	
Executive Assistant	1	0	0	0	1	
Executive Director/CEO	1	0	0	0	1	
FIC Housing Program Supervisor	1	1	0	0	2	
FIC Program Supervisor	2	0	0	0	2	
Financial Analyst I	1	0	0	0	1	
Financial Analyst II	1	0	0	0	1	
Financial Technician	1	0	0	0	1	
Front Desk Coordinator	1	0	0	0	1	
Gateway Center Administrator	1	0	0	0	1	
Grant Administrator II	4	0	0	0	4	
Housing Managemnt Spec I	4	0	0	0	4	
Housing Program Spclst I	3	2	2	3	10	
Housing Program Spclst II	11	3	3	3	20	
Housing Program Spclst III	0	0	1	2	3	
Housing Program Spclst IV	0	0	0	1	1	
Housing Technician	8	0	0	0	8	
HPS V, FSS Lead Supervisor	1	0	0	0	1	
HPSIII - FSS Case Manager	1	0	0	0	1	
Human Resources Manager II	1	0	0	0	1	
Human Resources Specialist	1	0	0	0	1	
Laborer	11	2	2	9	24	
Lead Mechanic	3	1	1	1	6	
Lending Officer II	1	0	0	0	1	
Loan Underwriter I	1	0	0	0	1	
Loan Underwriter II	3	0	0	0	3	
Maintenance Mechanic	17	3	3	10	33	
Management Specialist I	2	0	0	0	2	
Management Technician	1	0	0	0	1	

Position Classification Summary						
Job Class Title	Anchorage	Fairbanks	Juneau	Others	Total	
Manager, Admin Services	1	0	0	0	1	
Manager, Budget	1	0	0	0	1	
Manager, Energy Contract/Grant	2	0	0	0	2	
Manager, Energy Program	1	0	0	0	1	
Manager, Energy Program Info	1	0	0	0	1	
Manager, Facilities Mgmt	1	0	0	0	1	
Manager, FIC	1	0	0	0	1	
Manager, Financial Acct	3	0	0	0	3	
Manager, Payroll	1	0	0	0	1	
Manager, PH Support Svcs	1	0	0	0	1	
Manager, Prog & Policy Dev	1	0	0	0	1	
Manager, Public Relations	1	0	0	0	1	
Manager, Servicing	1	0	0	0	1	
Manager, Supplemental Hsg	1	0	0	0	1	
Manager, Supply & Logistics	1	0	0	0	1	
Mortgage Admin Technician II	1	0	0	0	1	
Mortgage Assistant II	1	0	0	0	1	
Mortgage-Servicing Specialist	1	0	0	0	1	
Multi-family Underwriter I	1	0	0	0	1	
Multi-family Underwriter II	2	0	0	0	2	
Network Admin I	1	0	0	0	1	
Network Administrator II	1	0	0	0	1	
Network Administrator IV	5	0	0	0	5	
Office Facility Technician	1	0	0	0	1	
Officer, Admin Svcs	1	0	0	0	1	
Officer, Audit	1	0	0	0	1	
Officer, Compliance	1	0	0	0	1	
Officer, Gov Rel & Public Aff	1	0	0	0	1	
Officer, Housing Relations	1	0	0	0	1	
Officer, IS Development	1	0	0	0	1	
Officer, Planning Development	1	0	0	0	1	
Officer, Servicing	2	0	0	0	2	
Officer, Sourcing/Cntrt Compl	1	0	0	0	1	
Outreach Specialist II	3	0	0	0	3	
Outreach Support Technician	1	0	0	0	1	
Payroll Technician	2	0	0	0	2	
Personnel Specialist	1	0	0	0	1	
PH Housing Management Speciali	1	0	0	0	1	
Planner I	4	0	0	0	4	
Planning Assistant II	2	0	0	0	2	
Policy and Program Manager II	1	0	0	0	1	
Program Coordinator	1	0	0	0	1	
Public Hsg Project Specialist	1	0	0	0	1	
Public Hsg Regional Manager I	1	0	0	0	1	
Public Hsg Regional Manager II	1	0	0	0	1	
Purchasing Specialist III	1	0	0	0	1	
Records Center Technician	1	0	0	0	1	
Regional Manager I	0	0	1	0	1	
Research-Rural Dev Manager II	1	0	0	0	1	
Risk Management Spec II	3	0	0	0	3	
Rural Development Spec	1	0	0	0	1	
Senior Finance Officer	1	0	0	0	1	
Senior HR Specialist	1	0	0	0	1	

Position Classification Summary					
Job Class Title	Anchorage	Fairbanks	Juneau	Others	Total
Senior System Administrator	1	0	0	0	1
Senior System Analyst	2	0	0	0	2
Servicing Analyst	1	0	0	0	1
Servicing Specialist III	1	0	0	0	1
Sourcing-Contr Compliance Tech	1	0	0	0	1
Summer Hire	7	3	2	2	14
Support Services Technician	1	0	0	0	1
System Administrator	1	0	0	0	1
Technical Support Spec I	2	0	0	0	2
Technical Support Spec II	2	0	0	0	2
Web Programmer Analyst	1	0	0	0	1
Webmaster, Communications	1	0	0	0	1
Totals	270	19	18	43	350

Component Board Summary					
Board Description	Member Count	Pay Per Day	Budgeted Days	Additional Pay	Total Cost
Alaska Housing Finance Corporation Board	4	100.00	45	0.00	19,364.40
Total					19,364.40

Component Detail All Funds
Department of Revenue

Component: AHFC Operations (110)
RDU: Alaska Housing Finance Corporation (46)

Non-Formula Component

	FY2020 Actuals	FY2021 Conference Committee	FY2021 Authorized	FY2021 Management Plan	FY2022 Governor	FY2021 Management Plan vs FY2022 Governor	
71000 Personal Services	37,867.6	41,097.4	41,097.4	41,097.4	41,097.4	0.0	0.0%
72000 Travel	238.3	547.0	547.0	547.0	547.0	0.0	0.0%
73000 Services	17,749.3	17,816.9	17,816.9	18,921.4	18,921.4	0.0	0.0%
74000 Commodities	1,963.2	2,489.3	2,489.3	2,762.1	2,762.1	0.0	0.0%
75000 Capital Outlay	682.6	312.1	312.1	312.1	312.1	0.0	0.0%
77000 Grants, Benefits	44,601.1	37,230.5	37,230.5	35,853.2	36,223.2	370.0	1.0%
78000 Miscellaneous	0.0	0.0	0.0	0.0	0.0	0.0	0.0%
Totals	103,102.1	99,493.2	99,493.2	99,493.2	99,863.2	370.0	0.4%
Fund Sources:							
1002 Fed Rcpts (Fed)	67,055.2	60,966.2	60,966.2	60,966.2	60,966.2	0.0	0.0%
1007 I/A Rcpts (Other)	967.3	797.3	797.3	797.3	797.3	0.0	0.0%
1061 CIP Rcpts (Other)	1,081.4	2,346.9	2,346.9	2,346.9	2,346.9	0.0	0.0%
1092 MHTAAR (Other)	0.0	0.0	0.0	0.0	370.0	370.0	100.0%
1103 AHFC Rcpts (Other)	33,998.2	35,382.8	35,382.8	35,382.8	35,382.8	0.0	0.0%
Unrestricted General (UGF)	0.0	0.0	0.0	0.0	0.0	0.0	0.0%
Designated General (DGF)	0.0	0.0	0.0	0.0	0.0	0.0	0.0%
Other Funds	36,046.9	38,527.0	38,527.0	38,527.0	38,897.0	370.0	1.0%
Federal Funds	67,055.2	60,966.2	60,966.2	60,966.2	60,966.2	0.0	0.0%
Positions:							
Permanent Full Time	314	314	314	314	314	0	0.0%
Permanent Part Time	22	22	22	22	22	0	0.0%
Non Permanent	14	14	14	14	14	0	0.0%

Change Record Detail - Multiple Scenarios with Descriptions
Department of Revenue

Component: AHFC Operations (110)
RDU: Alaska Housing Finance Corporation (46)

Scenario/Change Record Title	Trans Type	Totals	Personal Services	Travel	Services	Commodities	Capital Outlay	Grants, Benefits	Miscellaneous	Positions		NP
										PFT	PPT	
***** Changes From FY2021 Conference Committee To FY2021 Authorized *****												
Conference Committee												
	ConfCom	99,493.2	41,097.4	547.0	17,816.9	2,489.3	312.1	37,230.5	0.0	314	22	14
1002 Fed Rcpts		60,966.2										
1007 I/A Rcpts		797.3										
1061 CIP Rcpts		2,346.9										
1103 AHFC Rcpts		35,382.8										
Subtotal		99,493.2	41,097.4	547.0	17,816.9	2,489.3	312.1	37,230.5	0.0	314	22	14
***** Changes From FY2021 Authorized To FY2021 Management Plan *****												
Align Authority with Anticipated Expenditures												
	LIT	0.0	0.0	0.0	1,104.5	272.8	0.0	-1,377.3	0.0	0	0	0
Transfer authority from grants to services and commodities for projected utilities, insurance, maintenance, and materials expenses. This is due to increases in project-based assistance programs such as Housing and Urban Development (HUD) Low Rent Housing. In these rental programs, Alaska Housing Finance Corporation (AHFC) owns the rental units and leases them directly to tenants. AHFC is responsible for the upkeep and maintenance of the units.												
Subtotal		99,493.2	41,097.4	547.0	18,921.4	2,762.1	312.1	35,853.2	0.0	314	22	14
***** Changes From FY2021 Management Plan To FY2022 Governor *****												
MH Trust: Department of Corrections Discharge Incentive Grants												
	IncT	100.0	0.0	0.0	0.0	0.0	0.0	100.0	0.0	0	0	0
1092 MHTAAR		100.0										
This project is a strategy in the Trust's Disability Justice Focus area and the Disability Justice workgroup. The purpose of the project is to provide the immediate need for housing and support services necessary to facilitate the successful transition of clients from incarceration to community care. It is consistent with the workgroup's focus on community re-entry by targeting beneficiaries exiting Department of Corrections settings who are challenging to serve due to issues related to mental illness and other conditions. These clients will require extended supervision and support services to avoid repeat incarceration and becoming public safety concerns. By facilitating this successful transition, clients are more likely to gain the tools needed to become more self-sufficient and less likely to engage in criminal activity.												
MH Trust: Rural Housing Coordinator - Northwest Arctic Borough												
	IncT	135.0	0.0	0.0	0.0	0.0	0.0	135.0	0.0	0	0	0
1092 MHTAAR		135.0										
This project funds a Rural Housing Coordinator position to support state operating infrastructure in the Northwest Arctic Borough. The Rural Housing Coordinator position will engage community partners; document best practices and lessons of efforts to build local capacity and address homelessness; and strategize on addressing overcrowding, substandard housing, and increasing affordable housing. The coordinator works with the Alaska Housing Finance Corporation and Association of Alaska Housing Authorities staff to maximize local, state, and federal funding opportunities and to ensure effective use of available dollars.												

Change Record Detail - Multiple Scenarios with Descriptions
Department of Revenue

Component: AHFC Operations (110)
RDU: Alaska Housing Finance Corporation (46)

Scenario/Change Record Title	Trans Type	Totals	Personal Services	Travel	Services	Commodities	Capital Outlay	Grants, Benefits	Miscellaneous	Positions		NP
										PFT	PPT	
MH Trust: Rural Housing Coordinator - New Region												
1092 MHTAAR	IncT	135.0	0.0	0.0	0.0	0.0	0.0	135.0	0.0	0	0	0
Totals		99,863.2	41,097.4	547.0	18,921.4	2,762.1	312.1	36,223.2	0.0	314	22	14

This project funds a Rural Housing Coordinator position to support state operating infrastructure in a region that does not yet have this position. The Rural Housing Coordinator position will engage community partners; document best practices and lessons of efforts to build local capacity and address homelessness; and strategize on addressing overcrowding, substandard housing, and increasing affordable housing. The coordinator works with the Alaska Housing Finance Corporation and Association of Alaska Housing Authorities staff to maximize local, state, and federal funding opportunities and to ensure effective use of available dollars.

Line Item Detail (1676)
Department of Revenue
Travel

Component: AHFC Operations (110)

Line Number	Line Name		FY2020 Actuals	FY2021 Management Plan	FY2022 Governor
2000	Travel		238.3	547.0	547.0
Object Class	Servicing Agency	Explanation	FY2020 Actuals	FY2021 Management Plan	FY2022 Governor
2000 Travel Detail Totals			238.3	547.0	547.0
2000	In-State Employee Travel	Airfare, lodging, surface transportation, reimbursable travel costs, meals and incidentals	186.9	405.8	405.8
2002	Out of State Employee Travel	Airfare, lodging, surface transportation, reimbursable travel costs, meals and incidentals	51.4	141.2	141.2

Line Item Detail (1676)
Department of Revenue
Services

Component: AHFC Operations (110)

Line Number	Line Name		FY2020 Actuals	FY2021 Management Plan	FY2022 Governor
3000	Services		17,749.3	18,921.4	18,921.4
Object Class	Servicing Agency	Explanation	FY2020 Actuals	FY2021 Management Plan	FY2022 Governor
3000 Services Detail Totals			17,749.3	18,921.4	18,921.4
3004	Telecommunications	Local, long distance, cellular, television, data/network telecommunications equipment charges	398.3	614.2	614.2
3006	Delivery Services	Freight, courier services, and postage	24.8	31.8	31.8
3007	Advertising and Promotions	Legal notices for regulations and public hearings	1,805.7	465.1	465.1
3008	Utilities	Public Housing utility service for all PHD owned properties throughout the state. Utilities include water and sewer, electricity, gas or oil, and garbage collection for PHD properties. It does not include the payment paid directly to utility companies by the tenant	4,438.8	5,439.7	5,439.7
3009	Structure/Infrastructure/Land	Infrastructure maintenance and repairs, rentals, and leases	4,180.7	3,967.6	3,967.6
3010	Equipment/Machinery	Office furniture and equipment repairs, maintenance, rentals and leases	1,442.5	3,687.0	3,687.0
3011	Other Services	Professional management and consulting services; printing and copying services	5,028.3	3,185.1	3,185.1
3023	Inter-Agency Building Leases	Admin - Department-wide Cost of space in state-owned facilities and private leases	0.0	743.1	743.1

Line Item Detail (1676)
Department of Revenue
Services

Component: AHFC Operations (110)

Object Class		Servicing Agency	Explanation	FY2020 Actuals	FY2021 Management Plan	FY2022 Governor
3000 Services Detail Totals				17,749.3	18,921.4	18,921.4
3024	Inter-Agency Legal	Law - Department-wide	Legal services provided by the Department of Law	393.4	737.6	737.6
3028	Inter-Agency Americans with Disabilities Act Compliance	Admin - Department-wide	ADA compliance	6.0	6.0	6.0
3038	Inter-Agency Management/Consulting	Rev - Administrative Services (125)	Support services provided by the Administrative Services Division, including IT, fiscal, budget, contract management, procurement, and legislative support	3.3	3.3	3.3
3038	Inter-Agency Management/Consulting	Rev - Commissioner's Office (123)	Support services provided by the Commissioner's Office	27.5	40.9	40.9

Line Item Detail (1676)
Department of Revenue
Commodities

Component: AHFC Operations (110)

Line Number	Line Name		FY2020 Actuals	FY2021 Management Plan	FY2022 Governor
4000	Commodities		1,963.2	2,762.1	2,762.1
Object Class	Servicing Agency	Explanation	FY2020 Actuals	FY2021 Management Plan	FY2022 Governor
4000 Commodities Detail Totals			1,963.2	2,762.1	2,762.1
4000	Business	Business supplies including book and educational equipment and furniture; office supplies; desktop computers, printers and IT equipment less than \$5,000 per item; and subscriptions including electronic access to information	838.8	842.0	842.0
4005	Building Materials	Automotive supplies for the Operations & Rural Divisions. The Maintenance Department is responsible for the daily upkeep and maintenance of the Public Housing Division's office space and over more than 1,700 rental housing units in 14 locations throughout the State of Alaska. This account provides the materials and supplies for ordinary repairs and maintenance of AHFC owned properties, buildings, and vehicles statewide.	1,124.4	1,920.1	1,920.1

Line Item Detail (1676)
Department of Revenue
Capital Outlay

Component: AHFC Operations (110)

Line Number	Line Name		FY2020 Actuals	FY2021 Management Plan	FY2022 Governor
5000	Capital Outlay		682.6	312.1	312.1
Object Class	Servicing Agency	Explanation	FY2020 Actuals	FY2021 Management Plan	FY2022 Governor
5000 Capital Outlay Detail Totals			682.6	312.1	312.1
5004	Equipment	IT Equipment > \$5,000: servers and other network equipment, firewall and remote access equipment, tape backup devices and general office equipment/furniture > \$5,000	682.6	312.1	312.1

Line Item Detail (1676)
Department of Revenue
Grants, Benefits

Component: AHFC Operations (110)

Line Number	Line Name		FY2020 Actuals	FY2021 Management Plan	FY2022 Governor
7000	Grants, Benefits		44,601.1	35,853.2	36,223.2
Object Class	Servicing Agency	Explanation	FY2020 Actuals	FY2021 Management Plan	FY2022 Governor
7000 Grants, Benefits Detail Totals			44,601.1	35,853.2	36,223.2
7001	Grants		0.0	0.0	370.0
7003	Sub-Recipient Pass-Through Grants	Energy related grants whose activities include conservation, education and technical assistance and Low Income Housing Energy Assistance Program (LIHEAP).	44,601.1	35,853.2	35,853.2

Revenue Detail (1681)
Department of Revenue

Component: AHFC Operations (110)

Revenue Type (OMB Fund Code) Revenue Source	Component	Comment	FY2020 Actuals	FY2021 Management Plan	FY2022 Governor
5002 Fed Rcpts (1002 Fed Rcpts)			67,055.2	60,966.2	60,966.2
5002 Federal General Government - Miscellaneous Grants		Authority for Department of Housing and Urban Development funds	67,055.2	60,966.2	60,966.2
5007 I/A Rcpts (1007 I/A Rcpts)			967.3	797.3	797.3
5301 Inter-Agency Receipts	H&SS - Department-wide	Authority for Low Income Weatherization Assistance funds	967.3	797.3	797.3
5061 CIP Rcpts (1061 CIP Rcpts)			1,081.4	2,346.9	2,346.9
5351 Capital Improvement Project Inter-Agency		Authority for labor costs of anticipated capital funding	1,081.4	2,346.9	2,346.9
5103 AHFC Rcpts (1103 AHFC Rcpts)			33,998.2	35,382.8	35,382.8
5416 Alaska Housing Finance Corporation Receipts		Authority for corporate income	33,998.2	35,382.8	35,382.8
6092 MHTAAR (1092 MHTAAR)			0.0	0.0	370.0
6691 Mental Health Trust Auth Auth Rec - Miscellaneous			0.0	0.0	370.0

Inter-Agency Services (1682)
Department of Revenue

Component: AHFC Operations (110)

				FY2020 Actuals	FY2021 Management Plan	FY2022 Governor
Component Totals				430.2	1,530.9	1,530.9
With Department of Administration				6.0	749.1	749.1
With Department of Law				393.4	737.6	737.6
With Department of Revenue				30.8	44.2	44.2
Object Class	Servicing Agency	Explanation		FY2020 Actuals	FY2021 Management Plan	FY2022 Governor
3023	Inter-Agency Building Leases	Admin - Department-wide	Cost of space in state-owned facilities and private leases	0.0	743.1	743.1
3024	Inter-Agency Legal	Law - Department-wide	Legal services provided by the Department of Law	393.4	737.6	737.6
3028	Inter-Agency Americans with Disabilities Act Compliance	Admin - Department-wide	ADA compliance	6.0	6.0	6.0
3038	Inter-Agency Management/Consulting	Rev - Administrative Services (125)	Support services provided by the Administrative Services Division, including IT, fiscal, budget, contract management, procurement, and legislative support	3.3	3.3	3.3
3038	Inter-Agency Management/Consulting	Rev - Commissioner's Office (123)	Support services provided by the Commissioner's Office	27.5	40.9	40.9

Personal Services Expenditure Detail
Department of Revenue

Scenario: FY2022 Governor (17280)
Component: AHFC Operations (110)
RDU: Alaska Housing Finance Corporation (46)

PCN	Job Class Title	Time Status	Retire Code	Barg Unit	Location	Salary Sched	Range / Step	Comp Months	Split / Count	Annual Salaries	COLA	Premium Pay	Annual Benefits	Total Costs	UGF Amount
04-021X	Housing Program Spclst II	FT	A	--	Fairbanks	-B	14B / C	12.0		49,369	0	0	45,998	95,367	0
04-024X	Manager, Financial Acct	FT	A	--	Anchorage	-A	22F / G	12.0		92,953	0	0	62,107	155,060	0
04-025X	Loan Underwriter II	FT	A	--	Anchorage	-A	18A	12.0		59,220	0	0	49,639	108,859	0
04-026X	Planning Assistant II	FT	A	--	Anchorage	-A	16B / C	12.0		54,595	0	0	47,929	102,524	0
04-027X	Planner I	FT	A	--	Anchorage	-A	20A	12.0		67,737	0	0	52,787	120,524	0
04-028X	Energy Information Sp I	FT	A	--	Anchorage	-A	17B	12.0		57,136	0	0	48,869	106,005	0
04-029X	Communication Specialist I	FT	A	--	Anchorage	-A	16B / C	12.0		54,923	0	0	48,051	102,974	0
04-030X	Planner I	FT	1	--	Anchorage	-A	20G / H	12.0		83,770	0	0	58,712	142,482	0
04-031X	Director, Finance	FT	A	--	Anchorage	99	0 /	12.0		195,750	0	0	96,854	292,604	0
04-032X	Web Programmer Analyst	FT	1	--	Anchorage	-A	18L / M	12.0		88,803	0	0	60,573	149,376	0
04-033X	Database Administrator IV	FT	A	--	Anchorage	-A	21R	12.0		120,115	0	0	72,146	192,261	0
04-034X	Admin Assistant I Trainee	FT	1	--	Anchorage	-A	7A / B	12.0		30,145	0	0	38,893	69,038	0
04-036X	Administrative Assistant I	PT	A	--	Anchorage	-A	8B	9.0		23,946	0	0	19,257	43,203	0
04-037X	Mortgage-Servicing Specialist	FT	A	--	Anchorage	-A	16D / E	12.0		58,751	0	0	49,465	108,216	0
04-038X	Financial Technician	FT	A	--	Anchorage	-A	16L / M	12.0		77,622	0	0	56,440	134,062	0
04-039X	Asset Servicing Specialist III	FT	1	--	Anchorage	-A	16G / H	12.0		65,165	0	0	51,836	117,001	0
04-040X	Housing Technician	FT	1	--	Anchorage	-A	13C / D	12.0		44,913	0	0	44,351	89,264	0
04-041X	Controllor	FT	1	--	Anchorage	99	0 /	12.0		143,667	0	0	80,797	224,464	0
04-042X	Compliance Specialist III	FT	1	--	Anchorage	-A	19A	12.0		63,430	0	0	51,195	114,625	0
04-043X	Loan Underwriter I	FT	1	--	Anchorage	-A	17F / G	12.0		68,052	0	0	52,903	120,955	0
04-044X	Mortgage Admin Technician II	FT	A	--	Anchorage	-A	14A	12.0		44,737	0	0	44,286	89,023	0
04-045X	Asset Servicing Specialist III	FT	A	--	Anchorage	-A	16T / U	12.0		101,357	0	0	65,213	166,570	0
04-047X	Housing Program Spclst I	FT	A	--	Fairbanks	-B	12B / C	12.0		42,911	0	0	43,611	86,522	0
04-048X	Financial Analyst I	FT	A	--	Anchorage	-A	18H / I	12.0		77,708	0	0	56,472	134,180	0
04-049X	Energy Grant Admin II	FT	A	--	Anchorage	-A	18A / B	12.0		61,318	0	0	50,414	111,732	0
04-050X	Housing Program Spclst I	FT	1	--	Juneau	-A	12E / F	12.0		45,944	0	0	44,732	90,676	0
04-051X	Accountant III	FT	1	--	Anchorage	-A	19C / D	12.0		70,129	0	0	53,671	123,800	0
04-052X	Accounting Technician II	FT	A	--	Anchorage	-A	14B / C	12.0		46,491	0	0	44,934	91,425	0
04-053X	Energy Specialist I	FT	1	--	Anchorage	-A	18A	12.0		59,220	0	0	49,639	108,859	0
04-054X	Technical Support Spec II	FT	1	--	Anchorage	-A	17I / J	12.0		74,287	0	0	55,208	129,495	0
04-055X	Coordinator, Servicing II	FT	A	--	Anchorage	-A	18A	12.0		59,220	0	0	49,639	108,859	0
04-056X	Admin Assistant III/Reception	PT	A	--	Anchorage	-A	12B / C	9.6		33,216	0	0	23,377	56,593	0
04-057X	Director, Admin Services	FT	A	--	Anchorage	99	0 /	12.0		167,249	0	0	88,068	255,317	0
04-058X	Manager, FIC	FT	A	--	Anchorage	-A	19H / I	12.0		83,338	0	0	58,553	141,891	0
04-059X	Laborer	FT	A	-2	Anchorage	-A	0A / B	12.0		40,578	0	0	42,749	83,327	0
04-060X	Admin Assistant	PT	1	--	Anchorage	-A	12A / B	9.6		32,455	0	0	23,096	55,551	0

Note: If a position is split, an asterisk (*) will appear in the Split/Count column. If the split position is also counted in the component, two asterisks (**) will appear in this column. [No valid job title] appearing in the Job Class Title indicates that the PCN has an invalid class code or invalid range for the class code effective date of this scenario.

Personal Services Expenditure Detail
Department of Revenue

Scenario: FY2022 Governor (17280)
Component: AHFC Operations (110)
RDU: Alaska Housing Finance Corporation (46)

PCN	Job Class Title	Time Status	Retire Code	Barg Unit	Location	Salary Sched	Range / Step	Comp Months	Split / Count	Annual Salaries	COLA	Premium Pay	Annual Benefits	Total Costs	UGF Amount
	III/Reception														
04-061X	Housing Program Splclst II	FT	1	--	Anchorage	-A	14H / I	12.0		59,309	0	0	49,672	108,981	0
04-062X	Maintenance Mechanic	FT	1	-3	Anchorage	-A	0A	12.0		50,410	0	0	46,383	96,793	0
04-063X	Coordinator, Prgm Develop II	FT	A	--	Anchorage	-A	20S	12.0		114,590	0	0	70,104	184,694	0
04-064X	Servicing Specialist III	FT	A	--	Anchorage	-A	16H / I	12.0		66,629	0	0	52,377	119,006	0
04-065X	Audit Specialist I	FT	A	--	Anchorage	-A	17D / E	12.0		63,184	0	0	51,104	114,288	0
04-066X	Maintenance Mechanic	FT	1	-3	Anchorage	-A	0C / D	12.0		56,265	0	0	48,547	104,812	0
04-067X	Director, Information Systems	FT	A	--	Anchorage	99	0 /	12.0		171,956	0	0	89,519	261,475	0
04-068X	Communications Manager	FT	A	--	Anchorage	-A	20C / D	12.0		73,555	0	0	54,937	128,492	0
04-069X	Maintenance Mechanic	FT	1	-3	Anchorage	-A	0E / F	12.0		60,010	0	0	49,931	109,941	0
04-070X	Housing Program Splclst II	FT	A	--	Anchorage	-A	14F / G	12.0		53,475	0	0	47,515	100,990	0
04-071X	Laborer	PT	1	-2	Anchorage	-A	0A	9.0		30,804	0	0	21,792	52,596	0
04-072X	System Administrator	FT	A	--	Anchorage	-A	22S	12.0		131,217	0	0	76,249	207,466	0
04-074X	Director, Gov Rel & Public Aff	FT	1	--	Anchorage	99	0 /	12.0		166,653	0	0	87,884	254,537	0
04-075X	Compliance Specialist II	FT	1	--	Anchorage	-A	18O / P	12.0		93,793	0	0	62,417	156,210	0
04-076X	Accountant II	FT	A	--	Anchorage	-A	18F / G	12.0		70,368	0	0	53,759	124,127	0
04-077X	Network Administrator II	FT	1	--	Anchorage	-A	19A	12.0		63,430	0	0	51,195	114,625	0
04-079X	Admin Services Technician	FT	1	--	Anchorage	-A	14D / E	12.0		51,013	0	0	46,605	97,618	0
04-080X	Manager, Financial Acct	FT	A	--	Anchorage	-A	22C / D	12.0		85,591	0	0	59,386	144,977	0
04-081X	Grant Administrator II	FT	A	--	Anchorage	-A	18A	12.0		59,220	0	0	49,639	108,859	0
04-082X	Coordinator, Planner	FT	1	--	Anchorage	-A	21A	12.0		72,468	0	0	54,535	127,003	0
04-083X	Maintenance Mechanic	FT	A	-3	Anchorage	-A	0J / K	12.0		70,337	0	0	53,748	124,085	0
04-085X	Housing Program Splclst II	FT	A	--	Juneau	-A	14C / D	12.0		49,504	0	0	46,048	95,552	0
04-086X	Laborer	PT	A	-2	Sitka	-A	0A	9.0		29,322	0	0	21,244	50,566	0
04-087X	Laborer	PT	A	-2	Wasilla	-A	0A	8.0		26,064	0	0	18,884	44,948	0
04-088X	Laborer	PT	A	-2	Wrangell	-A	0A	9.0		30,804	0	0	21,792	52,596	0
04-089X	Summer Hire	NP	N	--	Anchorage	99	0	3.0		6,239	0	0	7,871	14,110	0
04-090X	Summer Hire	NP	N	--	Anchorage	99	0	3.0		6,239	0	0	7,871	14,110	0
04-091X	Summer Hire	NP	N	--	Bethel	99	0	3.0		6,769	0	0	7,950	14,719	0
04-092X	Outreach Specialist II	FT	1	--	Anchorage	-A	20A	12.0		67,737	0	0	52,787	120,524	0
04-093X	Summer Hire	NP	N	--	Fairbanks	99	0	3.0		6,488	0	0	7,908	14,396	0
04-095X	Summer Hire	NP	N	--	Juneau	99	0	3.0		6,239	0	0	7,871	14,110	0
04-096X	Coordinator, Servicing	FT	1	--	Anchorage	-A	17H / I	12.0		71,754	0	0	54,271	126,025	0
04-098X	Risk Management Spec II	FT	1	--	Anchorage	-A	17D / E	12.0		61,987	0	0	50,661	112,648	0
04-102X	Coordinator, Servicing II	FT	1	--	Anchorage	-A	18L / K	12.0		84,537	0	0	58,996	143,533	0
04-107X	Director, Human Resources	FT	A	--	Anchorage	99	0 /	12.0		152,127	0	0	83,405	235,532	0

Note: If a position is split, an asterisk (*) will appear in the Split/Count column. If the split position is also counted in the component, two asterisks (**) will appear in this column. [No valid job title] appearing in the Job Class Title indicates that the PCN has an invalid class code or invalid range for the class code effective date of this scenario.

Personal Services Expenditure Detail
Department of Revenue

Scenario: FY2022 Governor (17280)
Component: AHFC Operations (110)
RDU: Alaska Housing Finance Corporation (46)

PCN	Job Class Title	Time Status	Retire Code	Barg Unit	Location	Salary Sched	Range / Step	Comp Months	Split / Count	Annual Salaries	COLA	Premium Pay	Annual Benefits	Total Costs	UGF Amount
04-108X	Human Resources Manager II	FT	A	--	Anchorage	-A	22N / O	12.0		120,580	0	0	72,317	192,897	0
04-109X	Executive Assistant	FT	A	--	Anchorage	-A	17U / V	12.0		100,139	0	0	64,762	164,901	0
04-110X	Officer, Servicing	FT	A	--	Anchorage	-A	23G / H	12.0		104,477	0	0	66,366	170,843	0
04-111X	Officer, Admin Svcs	FT	A	--	Anchorage	-A	22L / M	12.0		116,006	0	0	70,627	186,633	0
04-112X	Records Center Technician	FT	A	--	Anchorage	-A	14U / V	12.0		80,738	0	0	57,592	138,330	0
04-113X	Budget Assistant II	FT	1	--	Anchorage	-A	14B / C	12.0		47,008	0	0	45,125	92,133	0
04-114X	Admin Assistant II/Courier	FT	1	--	Anchorage	-A	10J / K	12.0		48,455	0	0	45,660	94,115	0
04-115X	Officer, Servicing	FT	A	--	Anchorage	-A	23G / H	12.0		104,477	0	0	66,366	170,843	0
04-118X	Multi-family Underwriter II	FT	A	--	Anchorage	-A	18V / V	12.0		106,673	0	0	67,177	173,850	0
04-119X	Accountant III	FT	A	--	Anchorage	-A	19G / H	12.0		80,238	0	0	57,407	137,645	0
04-120X	Accounting Technician III	FT	A	--	Anchorage	-A	16C / D	12.0		56,185	0	0	48,517	104,702	0
04-122X	Officer, Gov Rel & Public Aff	FT	A	--	Anchorage	99	0	12.0		77,592	0	0	56,429	134,021	0
04-123X	Administrative Assistant IV	FT	1	--	Anchorage	-A	14U	12.0		79,155	0	0	57,007	136,162	0
04-128X	Admin Assistant II/Courier	FT	1	--	Anchorage	-A	10A / B	12.0		35,988	0	0	41,052	77,040	0
04-130X	Housing Program Splst II	FT	A	--	Fairbanks	-B	14B	12.0		48,096	0	0	45,527	93,623	0
04-133X	Housing Technician	FT	A	--	Anchorage	-A	13M / N	12.0		63,984	0	0	51,400	115,384	0
04-136X	Servicing Analyst	FT	A	--	Anchorage	-A	18E / F	12.0		68,912	0	0	53,221	122,133	0
04-137X	Administrative Assistant III	FT	A	--	Anchorage	-A	12B	12.0		40,568	0	0	42,745	83,313	0
04-140X	Director, Planning/Prog Dev	FT	A	--	Anchorage	99	0 /	12.0		135,286	0	0	77,753	213,039	0
04-143X	Technical Support Spec II	FT	1	--	Anchorage	-A	17M / N	12.0		84,830	0	0	59,104	143,934	0
04-144X	Manager, Financial Acct	FT	A	--	Anchorage	-A	22C / D	12.0		85,740	0	0	59,441	145,181	0
04-145X	Senior Finance Officer	FT	A	--	Anchorage	-A	24P	12.0		141,638	0	0	80,100	221,738	0
04-146X	Payroll Technician	FT	1	--	Anchorage	-A	16M / N	12.0		78,962	0	0	56,935	135,897	0
04-147X	Network Administrator IV	FT	A	--	Anchorage	-A	21J / K	12.0		101,875	0	0	65,404	167,279	0
04-148X	Senior System Analyst	FT	A	--	Anchorage	-A	22U / V	12.0		139,248	0	0	79,217	218,465	0
04-149X	Network Admin I	FT	1	--	Anchorage	-A	18G / H	12.0		74,659	0	0	55,345	130,004	0
04-151X	Network Administrator IV	FT	1	--	Anchorage	-A	21D	12.0		80,313	0	0	57,435	137,748	0
04-152X	Network Administrator IV	FT	1	--	Anchorage	-A	21J / K	12.0		102,556	0	0	65,656	168,212	0
04-153X	Computer Operations Supervisor	FT	A	--	Anchorage	-A	18B / C	12.0		62,462	0	0	50,837	113,299	0
04-154X	Dep Executive Director	FT	A	--	Anchorage	99	0 /	12.0		203,944	0	0	99,381	303,325	0
04-155X	Senior System Administrator	FT	A	--	Anchorage	-A	23E / F	12.0		97,571	0	0	63,813	161,384	0
04-156X	Director, Internal Audit	FT	A	--	Anchorage	99	0 /	12.0		183,543	0	0	93,091	276,634	0
04-166X	Executive Director/CEO	FT	A	--	Anchorage	99	0 /	12.0		286,067	0	0	124,699	410,766	0
04-167X	Manager, Public Relations	FT	1	--	Anchorage	-A	20P / S	12.0		114,590	0	0	70,104	184,694	0
04-168X	Communication Splst II	FT	A	--	Anchorage	-A	17A	12.0		55,023	0	0	48,088	103,111	0
04-169X	Director, Mortgage Operations	FT	1	--	Anchorage	99	0 /	12.0		198,845	0	0	97,809	296,654	0

Note: If a position is split, an asterisk (*) will appear in the Split/Count column. If the split position is also counted in the component, two asterisks (**) will appear in this column. [No valid job title] appearing in the Job Class Title indicates that the PCN has an invalid class code or invalid range for the class code effective date of this scenario.

Personal Services Expenditure Detail
Department of Revenue

Scenario: FY2022 Governor (17280)
Component: AHFC Operations (110)
RDU: Alaska Housing Finance Corporation (46)

PCN	Job Class Title	Time Status	Retire Code	Barg Unit	Location	Salary Sched	Range / Step	Comp Months	Split / Count	Annual Salaries	COLA	Premium Pay	Annual Benefits	Total Costs	UGF Amount
04-175X	Multi-family Underwriter I	FT	1	--	Anchorage	-A	17A	12.0		55,023	0	0	48,088	103,111	0
04-176X	Coordinator, Supply-Logistics	FT	A	--	Anchorage	-A	18J / K	12.0		84,410	0	0	58,949	143,359	0
04-178X	Audit Specialist III	FT	1	--	Anchorage	-A	20I / J	12.0		91,171	0	0	61,448	152,619	0
04-179X	Manager, Servicing	FT	A	--	Anchorage	-A	20J / K	12.0		93,230	0	0	62,209	155,439	0
04-180X	Network Administrator IV	FT	A	--	Anchorage	-A	21F / G	12.0		88,087	0	0	60,308	148,395	0
04-183X	Risk Management Spec II	FT	A	--	Anchorage	-A	17P / Q	12.0		89,477	0	0	60,822	150,299	0
04-184X	Director, Rural Housing	FT	A	--	Anchorage	99	0 /	12.0		190,808	0	0	95,331	286,139	0
04-186X	Outreach Specialist II	FT	A	--	Anchorage	-A	20N / O	12.0		104,872	0	0	66,512	171,384	0
04-187X	Energy Account Specialist I	FT	A	--	Anchorage	-A	17A	12.0		55,023	0	0	48,088	103,111	0
04-188X	Lending Officer II	FT	A	--	Anchorage	-A	23U	12.0		146,341	0	0	81,622	227,963	0
04-189X	Director, Facilities	FT	A	--	Anchorage	-A	0F	12.0		127,690	0	0	74,945	202,635	0
04-190X	Risk Management Spec II	FT	1	--	Anchorage	-A	17G / H	12.0		68,745	0	0	53,159	121,904	0
04-194X	Officer, IS Development	FT	A	--	Anchorage	-A	24J / K	12.0		126,423	0	0	74,477	200,900	0
04-195X	Rural Development Spec	FT	1	--	Anchorage	-A	18A	12.0		59,220	0	0	49,639	108,859	0
04-197X	Loan Underwriter II	FT	1	--	Anchorage	-A	18E / F	12.0		70,216	0	0	53,703	123,919	0
04-198X	Multi-family Underwriter II	FT	1	--	Anchorage	-A	18I / J	12.0		79,522	0	0	57,142	136,664	0
04-199X	Research-Rural Dev Manager II	FT	A	--	Anchorage	-A	21J / K	12.0		101,162	0	0	65,141	166,303	0
04-202X	Loan Underwriter II	FT	1	--	Anchorage	-A	18M / N	12.0		89,738	0	0	60,918	150,656	0
04-206X	Officer, Housing Relations	FT	A	--	Anchorage	-A	22Q	12.0		126,121	0	0	74,365	200,486	0
04-207X	Manager, Supplemental Hsg	FT	A	--	Anchorage	-A	19A	12.0		63,430	0	0	51,195	114,625	0
04-208X	Outreach Specialist II	FT	A	--	Anchorage	-A	20H / I	12.0		86,821	0	0	59,840	146,661	0
04-209X	Grant Administrator II	FT	A	--	Anchorage	-A	18V / V	12.0		110,563	0	0	68,615	179,178	0
04-210X	Officer, Planning Development	FT	A	--	Anchorage	-A	23S	12.0		140,658	0	0	79,738	220,396	0
04-211X	Manager, Energy Contract/Grant	FT	A	--	Anchorage	-A	20K / L	12.0		98,600	0	0	64,194	162,794	0
04-212X	Grant Administrator II	FT	A	--	Anchorage	-A	18T	12.0		102,361	0	0	65,584	167,945	0
04-213X	Support Services Technician	FT	1	--	Anchorage	-A	14D / E	12.0		50,853	0	0	46,546	97,399	0
04-214X	PH Housing Management Speciali	FT	A	--	Anchorage	-A	19S	12.0		107,301	0	0	67,410	174,711	0
04-216X	Energy Grant Admin II	FT	A	--	Anchorage	-A	18A / B	12.0		59,395	0	0	49,703	109,098	0
04-218X	Coordinator, Grant	FT	A	--	Anchorage	-A	21A / B	12.0		75,184	0	0	55,539	130,723	0
04-219X	Personnel Specialist	FT	A	--	Anchorage	-A	19F / G	12.0		77,091	0	0	56,244	133,335	0
04-220X	Manager, Budget	FT	A	--	Anchorage	-A	22L / M	12.0		115,578	0	0	70,469	186,047	0
04-221X	Manager, Energy Contract/Grant	FT	A	--	Anchorage	-A	20U	12.0		119,220	0	0	71,815	191,035	0

Note: If a position is split, an asterisk (*) will appear in the Split/Count column. If the split position is also counted in the component, two asterisks (**) will appear in this column. [No valid job title] appearing in the Job Class Title indicates that the PCN has an invalid class code or invalid range for the class code effective date of this scenario.

Personal Services Expenditure Detail
Department of Revenue

Scenario: FY2022 Governor (17280)
Component: AHFC Operations (110)
RDU: Alaska Housing Finance Corporation (46)

PCN	Job Class Title	Time Status	Retire Code	Barg Unit	Location	Salary Sched	Range / Step	Comp Months	Split / Count	Annual Salaries	COLA	Premium Pay	Annual Benefits	Total Costs	UGF Amount
04-222X	Manager, Energy Program Info	FT	1	--	Anchorage	-A	19A / B	12.0		65,611	0	0	52,001	117,612	0
04-223X	Accountant II	FT	1	--	Anchorage	-A	18A	12.0		59,220	0	0	49,639	108,859	0
04-302X	Accountant II	FT	A	--	Anchorage	-A	18C / D	12.0		65,157	0	0	51,833	116,990	0
04-303X	Accounting Assistant II	FT	A	--	Anchorage	-A	12B / C	12.0		41,607	0	0	43,129	84,736	0
04-304X	Coordinator, Prgm Develop I	FT	A	--	Anchorage	-A	18F / G	12.0		72,497	0	0	54,546	127,043	0
04-305X	Budget Assistant II	FT	A	--	Anchorage	-A	14C	12.0		47,878	0	0	45,447	93,325	0
04-306X	Accounts Payable Supervisor	FT	1	--	Anchorage	-A	18I / J	12.0		79,987	0	0	57,314	137,301	0
04-307X	Manager, Payroll	FT	1	--	Anchorage	-A	20K / L	12.0		97,782	0	0	63,891	161,673	0
04-308X	Payroll Technician	FT	A	--	Anchorage	-A	16G / H	12.0		65,086	0	0	51,807	116,893	0
04-309X	Accounting Technician II	FT	A	--	Anchorage	-A	14B / C	12.0		47,470	0	0	45,296	92,766	0
04-310X	Accounting Technician II	FT	1	--	Anchorage	-A	14B / C	12.0		47,687	0	0	45,376	93,063	0
04-311X	Accounting Technician II	FT	A	--	Anchorage	-A	14N / O	12.0		69,471	0	0	53,428	122,899	0
04-312X	Asset Servicing Specialist III	FT	1	--	Anchorage	-A	16E / F	12.0		60,112	0	0	49,968	110,080	0
04-313X	Webmaster, Communications	FT	A	--	Anchorage	-A	16Q	12.0		84,100	0	0	58,834	142,934	0
04-314X	Human Resources Specialist	FT	A	--	Anchorage	-A	18G / H	12.0		74,275	0	0	55,203	129,478	0
04-315X	Budget Specialist II	FT	A	--	Anchorage	-A	18T	12.0		102,361	0	0	65,584	167,945	0
04-316X	Senior HR Specialist	FT	A	--	Anchorage	-A	20P	12.0		107,981	0	0	67,661	175,642	0
04-317X	Officer, Sourcing/Cntrt Compl	FT	A	--	Anchorage	-A	22A / B	12.0		80,313	0	0	57,435	137,748	0
04-318X	Housing Program Spclst II	FT	1	--	Anchorage	-A	14L / M	12.0		67,363	0	0	52,648	120,011	0
04-319X	Network Administrator IV	FT	A	--	Anchorage	-A	21A / B	12.0		75,184	0	0	55,539	130,723	0
04-320X	Purchasing Specialist III	FT	A	--	Anchorage	-A	16G / H	12.0		63,800	0	0	51,332	115,132	0
04-321X	Sourcing-Contr Compliance Tech	FT	1	--	Anchorage	-A	14K / L	12.0		64,477	0	0	51,582	116,059	0
04-323X	Manager, Admin Services	FT	A	--	Anchorage	-A	20H / I	12.0		88,574	0	0	60,488	149,062	0
04-324X	Manager, Supply & Logistics	FT	A	--	Anchorage	-A	20A / B	12.0		70,302	0	0	53,735	124,037	0
04-325X	Admin Asst III/Supply & Record	FT	A	--	Anchorage	-A	12B	12.0		40,568	0	0	42,745	83,313	0
04-326X	Senior System Analyst	FT	1	--	Anchorage	-A	22A	12.0		77,474	0	0	56,385	133,859	0
04-328X	Technical Support Spec I	FT	A	--	Anchorage	-A	16B	12.0		53,309	0	0	47,454	100,763	0
04-329X	Technical Support Spec I	FT	A	--	Anchorage	-A	16I / J	12.0		69,567	0	0	53,463	123,030	0
04-330X	Planner I	FT	1	--	Anchorage	-A	20H / I	12.0		89,302	0	0	60,757	150,059	0
04-332X	Planner I	FT	1	--	Anchorage	-A	20E / F	12.0		80,053	0	0	57,339	137,392	0
04-333X	Management Technician	FT	A	--	Anchorage	-A	14A	12.0		44,737	0	0	44,286	89,023	0
04-350X	Director, Public Housing	FT	A	--	Anchorage	99	0 /	12.0		196,555	0	0	97,103	293,658	0

Note: If a position is split, an asterisk (*) will appear in the Split/Count column. If the split position is also counted in the component, two asterisks (**) will appear in this column. [No valid job title] appearing in the Job Class Title indicates that the PCN has an invalid class code or invalid range for the class code effective date of this scenario.

Personal Services Expenditure Detail
Department of Revenue

Scenario: FY2022 Governor (17280)
Component: AHFC Operations (110)
RDU: Alaska Housing Finance Corporation (46)

PCN	Job Class Title	Time Status	Retire Code	Barg Unit	Location	Salary Sched	Range / Step	Comp Months	Split / Count	Annual Salaries	COLA	Premium Pay	Annual Benefits	Total Costs	UGF Amount
04-351X	Director, Housing Operations	FT	A	--	Anchorage	99	0 /	12.0		142,232	0	0	80,320	222,552	0
04-352X	Office Facility Technician	FT	1	--	Anchorage	-A	14N / O	12.0		70,170	0	0	53,686	123,856	0
04-353X	Coordinator, Facilities Mgmt	FT	A	--	Anchorage	-A	20H / I	12.0		89,221	0	0	60,727	149,948	0
04-354X	Director, Budget	FT	A	--	Anchorage	99	0 /	12.0		140,170	0	0	79,558	219,728	0
04-356X	Coordinator, Facilities Mgmt	FT	A	--	Anchorage	-A	20I / J	12.0		89,850	0	0	60,960	150,810	0
04-357X	Compliance Specialist II	FT	1	--	Anchorage	-A	18B / C	12.0		62,498	0	0	50,850	113,348	0
04-358X	Coordinator, Admin Support	FT	A	--	Anchorage	-A	17O / P	12.0		86,584	0	0	59,753	146,337	0
04-359X	Administrative Assistant III	FT	A	--	Anchorage	-A	12C / D	12.0		43,259	0	0	43,740	86,999	0
04-361X	Manager, Prog & Policy Dev	FT	1	--	Anchorage	-A	21A / B	12.0		75,184	0	0	55,539	130,723	0
04-362X	Policy and Program Manager II	FT	A	--	Anchorage	-A	22U / V	12.0		139,248	0	0	79,217	218,465	0
04-363X	Housing Managemnt Spec I	FT	A	--	Anchorage	-A	16A	12.0		51,361	0	0	46,734	98,095	0
04-364X	Housing Program Spclst II	FT	A	--	Juneau	-A	14E / F	12.0		52,514	0	0	47,160	99,674	0
04-365X	Public Hsg Project Specialist	FT	A	--	Anchorage	-A	20T	12.0		116,882	0	0	70,951	187,833	0
04-366X	Admin Assistant II/Reception	FT	A	--	Anchorage	-A	10O / P	12.0		53,939	0	0	47,687	101,626	0
04-367X	Housing Program Spclst II	FT	1	--	Anchorage	-A	14E / F	12.0		51,572	0	0	46,812	98,384	0
04-369X	Housing Technician	FT	1	--	Anchorage	-A	13D / E	12.0		47,280	0	0	45,226	92,506	0
04-370X	Housing Technician	FT	1	--	Anchorage	-A	13C / D	12.0		44,763	0	0	44,295	89,058	0
04-371X	Housing Technician	FT	A	--	Anchorage	-A	13D / E	12.0		47,633	0	0	45,356	92,989	0
04-372X	Housing Technician	FT	A	--	Anchorage	-A	13F / G	12.0		50,700	0	0	46,490	97,190	0
04-373X	Housing Technician	FT	A	--	Anchorage	-A	13F / G	12.0		50,481	0	0	46,409	96,890	0
04-374X	Housing Program Spclst II	FT	A	--	Anchorage	-A	14J / K	12.0		62,356	0	0	50,798	113,154	0
04-375X	Asset Technician	FT	1	--	Anchorage	-A	14A	12.0		44,737	0	0	44,286	89,023	0
04-376X	HPS V, FSS Lead Supervisor	FT	1	--	Anchorage	-A	17A / B	12.0		57,136	0	0	48,869	106,005	0
04-377X	Housing Program Spclst II	FT	1	--	Anchorage	-A	14G / H	12.0		57,379	0	0	48,958	106,337	0
04-378X	Asset Supervisor II	FT	1	--	Anchorage	-A	17D / E	12.0		63,413	0	0	51,189	114,602	0
04-379X	Housing Program Spclst II	FT	1	--	Anchorage	-A	14E / F	12.0		52,887	0	0	47,298	100,185	0
04-380X	Energy Specialist I	FT	1	--	Anchorage	-A	18H / I	12.0		78,377	0	0	56,719	135,096	0
04-381X	Housing Technician	FT	1	--	Anchorage	-A	13F / G	12.0		49,776	0	0	46,148	95,924	0
04-382X	Housing Program Spclst II	FT	A	--	Anchorage	-A	14K / L	12.0		66,187	0	0	52,214	118,401	0
04-383X	Housing Program Spclst II	FT	A	--	Anchorage	-A	14A	12.0		44,737	0	0	44,286	89,023	0
04-384X	Asset Supervisor II	FT	1	--	Anchorage	-A	17D / E	12.0		62,638	0	0	50,902	113,540	0
04-385X	Asset Technician	FT	A	--	Anchorage	-A	14C / D	12.0		48,400	0	0	45,640	94,040	0
04-386X	Housing Program Spclst I	FT	A	--	Anchorage	-A	12C / D	12.0		43,094	0	0	43,679	86,773	0
04-387X	Housing Program Spclst II	FT	A	--	Anchorage	-A	14V / V	12.0		82,834	0	0	58,367	141,201	0

Note: If a position is split, an asterisk (*) will appear in the Split/Count column. If the split position is also counted in the component, two asterisks (**) will appear in this column. [No valid job title] appearing in the Job Class Title indicates that the PCN has an invalid class code or invalid range for the class code effective date of this scenario.

Personal Services Expenditure Detail
Department of Revenue

Scenario: FY2022 Governor (17280)
Component: AHFC Operations (110)
RDU: Alaska Housing Finance Corporation (46)

PCN	Job Class Title	Time Status	Retire Code	Barg Unit	Location	Salary Sched	Range / Step	Comp Months	Split / Count	Annual Salaries	COLA	Premium Pay	Annual Benefits	Total Costs	UGF Amount
04-388X	FIC Program Supervisor	FT	A	--	Anchorage	-A	17A	12.0		55,023	0	0	48,088	103,111	0
04-389X	Asset Supervisor II	FT	A	--	Wasilla	-A	17O / P	12.0		86,814	0	0	59,838	146,652	0
04-390X	Asset Technician	FT	1	--	Wasilla	-A	14L / M	12.0		66,530	0	0	52,341	118,871	0
04-391X	Housing Program Spclst I	FT	A	--	Wasilla	-A	12D / E	12.0		44,505	0	0	44,200	88,705	0
04-392X	Asset Supervisor I	PT	A	--	Valdez	-E	16N / O	9.0		66,680	0	0	24,645	91,325	0
04-393X	Asset Supervisor I	PT	A	--	Cordova	-E	16N / O	9.0		66,667	0	0	35,047	101,714	0
04-394X	Asset Supervisor II	FT	A	--	Bethel	-K	17C / D	12.0		83,196	0	0	58,500	141,696	0
04-395X	FIC Housing Program Supervisor	FT	A	--	Fairbanks	-B	16G / H	12.0		68,388	0	0	53,027	121,415	0
04-396X	Housing Program Spclst I	FT	1	--	Bethel	-K	12A	12.0		54,375	0	0	47,848	102,223	0
04-397X	Housing Program Spclst II	FT	1	--	Fairbanks	-B	14B / C	12.0		49,369	0	0	45,998	95,367	0
04-398X	Public Hsg Regional Manager II	FT	A	--	Anchorage	-A	22N / O	12.0		119,071	0	0	71,760	190,831	0
04-399X	Asset Technician	FT	A	--	Fairbanks	-B	14S	12.0		79,125	0	0	56,996	136,121	0
04-400X	Housing Program Spclst I	FT	1	--	Fairbanks	-B	12D / E	12.0		45,776	0	0	44,670	90,446	0
04-401X	Asset Technician	FT	1	--	Fairbanks	-B	14C / D	12.0		50,699	0	0	46,489	97,188	0
04-402X	Housing Managemnt Spec I	FT	A	--	Anchorage	-A	16T	12.0		89,248	0	0	60,737	149,985	0
04-403X	Housing Managemnt Spec I	FT	1	--	Anchorage	-A	16B / C	12.0		54,595	0	0	47,929	102,524	0
04-404X	Management Specialist I	FT	A	--	Anchorage	-A	16K / L	12.0		75,417	0	0	55,625	131,042	0
04-405X	Asset Supervisor I	FT	A	--	Sitka	-A	16E / F	12.0		60,269	0	0	50,027	110,296	0
04-406X	Asset Supervisor I	FT	A	--	Wrangell	-A	16P	12.0		82,451	0	0	58,225	140,676	0
04-407X	Asset Supervisor I	FT	1	--	Seward	-A	16C / D	12.0		56,872	0	0	48,771	105,643	0
04-408X	Asset Supervisor I	PT	1	--	Nome	-J	16D / E	9.0		58,539	0	0	21,636	80,175	0
04-409X	Asset Supervisor II	FT	A	--	Ketchikan	-A	17P	12.0		88,256	0	0	60,370	148,626	0
04-410X	Asset Supervisor II	FT	1	--	Juneau	-A	17C / D	12.0		61,318	0	0	50,414	111,732	0
04-411X	Asset Technician	FT	A	--	Ketchikan	-A	14C / D	12.0		48,313	0	0	45,608	93,921	0
04-412X	Manager, Facilities Mgmt	FT	A	--	Anchorage	-A	23A	12.0		82,850	0	0	58,372	141,222	0
04-413X	Housing Program Spclst II	FT	1	--	Juneau	-A	14E / F	12.0		52,416	0	0	47,124	99,540	0
04-414X	Regional Manager I	FT	1	--	Juneau	-A	20F / G	12.0		83,104	0	0	58,466	141,570	0
04-415X	Asset Technician	FT	A	--	Juneau	-A	14N / O	12.0		70,277	0	0	53,725	124,002	0
04-416X	Housing Program Spclst III	FT	A	--	Homer	-A	15S	12.0		81,574	0	0	57,901	139,475	0
04-417X	Housing Program Spclst IV	FT	A	--	Soldotna	-A	16H / I	12.0		68,389	0	0	53,028	121,417	0
04-418X	Housing Program Spclst II	FT	A	--	Soldotna	-A	14C / D	12.0		49,344	0	0	45,989	95,333	0
04-419X	Coordinator, Facilities Mgmt	FT	A	--	Anchorage	-A	20H / I	12.0		88,547	0	0	60,478	149,025	0
04-420X	Manager, PH Support Svcs	FT	A	--	Anchorage	-A	21C / D	12.0		78,657	0	0	56,823	135,480	0
04-421X	Housing Managemnt Spec I	FT	A	--	Anchorage	-A	16V / V	12.0		95,263	0	0	62,960	158,223	0
04-422X	Maintenance Mechanic	FT	A	-3	Anchorage	-A	0V / V	12.0		96,019	0	0	63,240	159,259	0
04-423X	Coordinator, Facilities Mgmt	FT	A	--	Anchorage	-A	20F / G	12.0		82,605	0	0	58,282	140,887	0
04-424X	Asset Supervisor II	FT	A	--	Anchorage	-A	17B / C	12.0		59,220	0	0	49,639	108,859	0

Note: If a position is split, an asterisk (*) will appear in the Split/Count column. If the split position is also counted in the component, two asterisks (**) will appear in this column. [No valid job title] appearing in the Job Class Title indicates that the PCN has an invalid class code or invalid range for the class code effective date of this scenario.

Personal Services Expenditure Detail
Department of Revenue

Scenario: FY2022 Governor (17280)
Component: AHFC Operations (110)
RDU: Alaska Housing Finance Corporation (46)

PCN	Job Class Title	Time Status	Retire Code	Barg Unit	Location	Salary Sched	Range / Step	Comp Months	Split / Count	Annual Salaries	COLA	Premium Pay	Annual Benefits	Total Costs	UGF Amount
04-426X	Budget Specialist I	FT	A	--	Anchorage	-A	17L	12.0		81,835	0	0	57,997	139,832	0
04-427X	Housing Program Spclst I	FT	1	--	Anchorage	-A	12C / D	12.0		42,096	0	0	43,310	85,406	0
04-428X	Energy Specialist I	FT	1	--	Anchorage	-A	18F / G	12.0		72,851	0	0	54,677	127,528	0
04-430X	Energy Specialist I	FT	A	--	Anchorage	-A	18A / B	12.0		61,318	0	0	50,414	111,732	0
04-431X	Energy Account Specialist I	FT	1	--	Anchorage	-A	17A	12.0		55,023	0	0	48,088	103,111	0
04-432X	Program Coordinator	FT	A	--	Anchorage	-A	19I / J	12.0		86,685	0	0	59,790	146,475	0
04-433X	FIC Housing Program Supervisor	FT	1	--	Anchorage	-A	16A	12.0		51,361	0	0	46,734	98,095	0
04-435X	Maintenance Mechanic	FT	1	-3	Juneau	-A	0B / C	12.0		53,374	0	0	47,478	100,852	0
04-436X	Lead Mechanic	FT	A	-4	Juneau	-A	0Q	12.0		94,331	0	0	62,616	156,947	0
04-437X	Maintenance Mechanic	FT	A	-3	Juneau	-A	0B / C	12.0		53,794	0	0	47,633	101,427	0
04-438X	Maintenance Mechanic	FT	A	-3	Juneau	-A	0R	12.0		86,345	0	0	59,664	146,009	0
04-439X	Laborer	FT	1	-2	Juneau	-A	0H / I	12.0		54,479	0	0	47,887	102,366	0
04-440X	Maintenance Mechanic	FT	A	-3	Ketchikan	-C	0V / V	12.0		100,059	0	0	64,733	164,792	0
04-441X	Laborer	FT	1	-2	Ketchikan	-A	0I / J	12.0		56,466	0	0	48,621	105,087	0
04-442X	Laborer	PT	1	-2	Bethel	-K	0B	9.0		44,077	0	0	26,698	70,775	0
04-443X	Housing Program Spclst III	FT	A	--	Petersburg	-A	15A / B	12.0		49,620	0	0	46,091	95,711	0
04-444X	Maintenance Mechanic	FT	A	-3	Seward	-C	0C / D	12.0		56,387	0	0	48,592	104,979	0
04-445X	Maintenance Mechanic	FT	A	-3	Sitka	-C	0A / A	12.0		52,281	0	0	47,074	99,355	0
04-446X	Laborer	PT	1	-2	Sitka	-A	0A	9.0		29,322	0	0	21,244	50,566	0
04-447X	Maintenance Mechanic	FT	A	-3	Wrangell	-C	0M / N	12.0		81,541	0	0	57,889	139,430	0
04-448X	Laborer	PT	1	-2	Wrangell	-A	0C / D	6.0		22,512	0	0	15,258	37,770	0
04-449X	Maintenance Mechanic	FT	A	-3	Anchorage	-A	0A / B	12.0		52,281	0	0	47,074	99,355	0
04-450X	Maintenance Mechanic	FT	A	-3	Anchorage	-A	0G / H	12.0		64,291	0	0	51,513	115,804	0
04-451X	Lead Mechanic	FT	A	-4	Anchorage	-A	0N / O	12.0		89,548	0	0	60,848	150,396	0
04-452X	Lead Mechanic	FT	A	-4	Anchorage	-A	0V / V	12.0		106,437	0	0	67,090	173,527	0
04-453X	Maintenance Mechanic	FT	A	-3	Anchorage	-A	0A	12.0		50,410	0	0	46,383	96,793	0
04-454X	Maintenance Mechanic	FT	A	-3	Anchorage	-A	0D / E	12.0		58,368	0	0	49,324	107,692	0
04-455X	Maintenance Mechanic	FT	A	-3	Anchorage	-A	0D / E	12.0		56,530	0	0	48,645	105,175	0
04-456X	Laborer	PT	A	-2	Anchorage	-A	0B	6.0		21,316	0	0	14,816	36,132	0
04-457X	Maintenance Mechanic	FT	A	-3	Anchorage	-A	0C / D	12.0		54,433	0	0	47,870	102,303	0
04-458X	Maintenance Mechanic	FT	A	-3	Anchorage	-A	0V / V	12.0		95,971	0	0	63,222	159,193	0
04-459X	Maintenance Mechanic	FT	A	-3	Anchorage	-A	0D / E	12.0		58,154	0	0	49,245	107,399	0
04-460X	Maintenance Mechanic	FT	A	-3	Anchorage	-A	0A / B	12.0		52,281	0	0	47,074	99,355	0
04-461X	Maintenance Mechanic	FT	1	-3	Anchorage	-A	0P	12.0		82,997	0	0	58,427	141,424	0
04-462X	Maintenance Mechanic	FT	A	-3	Anchorage	-A	0B / C	12.0		53,794	0	0	47,633	101,427	0
04-463X	Laborer	PT	1	-2	Anchorage	-A	0B	6.0		21,316	0	0	14,816	36,132	0
04-464X	Accounting Assistant II	FT	A	--	Anchorage	-A	12B / C	12.0		41,607	0	0	43,129	84,736	0
04-465X	Laborer	FT	A	-2	Anchorage	-A	0B / C	12.0		43,698	0	0	43,902	87,600	0

Note: If a position is split, an asterisk (*) will appear in the Split/Count column. If the split position is also counted in the component, two asterisks (**) will appear in this column. [No valid job title] appearing in the Job Class Title indicates that the PCN has an invalid class code or invalid range for the class code effective date of this scenario.

Personal Services Expenditure Detail
Department of Revenue

Scenario: FY2022 Governor (17280)
Component: AHFC Operations (110)
RDU: Alaska Housing Finance Corporation (46)

PCN	Job Class Title	Time Status	Retire Code	Barg Unit	Location	Salary Sched	Range / Step	Comp Months	Split / Count	Annual Salaries	COLA	Premium Pay	Annual Benefits	Total Costs	UGF Amount
04-466X	Laborer	FT	A	-2	Anchorage	-A	0B	12.0		42,632	0	0	43,508	86,140	0
04-467X	Custodian	FT	1	-1	Anchorage	-A	0D / E	12.0		37,029	0	0	41,437	78,466	0
04-469X	Custodian	FT	A	-1	Anchorage	-A	0I / J	12.0		44,926	0	0	44,356	89,282	0
04-470X	Custodian	FT	1	-1	Anchorage	-A	0O / P	12.0		52,345	0	0	47,098	99,443	0
04-471X	Laborer	FT	A	-2	Anchorage	-A	0A / A	12.0		41,072	0	0	42,931	84,003	0
04-472X	Custodian	FT	A	-1	Anchorage	-A	0D / E	12.0		36,898	0	0	41,389	78,287	0
04-473X	Custodian	FT	A	-1	Anchorage	-A	0E / F	12.0		37,505	0	0	41,613	79,118	0
04-474X	Laborer	FT	1	-2	Juneau	-A	0A	12.0		41,072	0	0	42,931	84,003	0
04-475X	Asset Technician	FT	1	--	Anchorage	-A	14B / C	12.0		47,470	0	0	45,296	92,766	0
04-476X	Lead Mechanic	FT	A	-4	Bethel	-K	0Q	12.0		130,204	0	0	75,874	206,078	0
04-477X	Maintenance Mechanic	FT	A	-3	Bethel	-K	0G / H	12.0		88,300	0	0	60,387	148,687	0
04-478X	Laborer	FT	1	-2	Bethel	-K	0D / E	12.0		64,877	0	0	51,730	116,607	0
04-479X	Maintenance Mechanic	FT	A	-3	Cordova	-E	0V / U	12.0		107,224	0	0	67,381	174,605	0
04-480X	Maintenance Mechanic	FT	A	-3	Kodiak	-D	0C / D	12.0		61,013	0	0	50,301	111,314	0
04-481X	Lead Mechanic	FT	A	-4	Fairbanks	-B	0D / E	12.0		67,092	0	0	52,548	119,640	0
04-482X	Maintenance Mechanic	FT	1	-3	Fairbanks	-B	0F / G	12.0		65,424	0	0	51,932	117,356	0
04-483X	Maintenance Mechanic	FT	A	-3	Fairbanks	-B	0Q	12.0		88,050	0	0	60,294	148,344	0
04-484X	Maintenance Mechanic	FT	A	-3	Fairbanks	-B	0C / D	12.0		56,797	0	0	48,743	105,540	0
04-485X	Custodian	FT	A	-1	Fairbanks	-B	0A / A	12.0		33,606	0	0	40,172	73,778	0
04-486X	Laborer	FT	1	-2	Fairbanks	-B	0B / C	12.0		45,884	0	0	44,710	90,594	0
04-487X	Maintenance Mechanic	FT	A	-3	Nome	-J	0B / C	12.0		72,048	0	0	54,380	126,428	0
04-488X	Maintenance Mechanic	PT	A	-3	Valdez	-E	0B / C	9.0		44,542	0	0	26,869	71,411	0
04-489X	Maintenance Mechanic	FT	A	-3	Wasilla	-A	0V / V	12.0		96,525	0	0	63,427	159,952	0
04-490X	Lead Mechanic	FT	A	-4	Anchorage	-A	0B / C	12.0		59,918	0	0	49,897	109,815	0
04-491X	Budget Specialist II	FT	A	--	Anchorage	-A	18Q	12.0		96,457	0	0	63,402	159,859	0
04-492X	Planning Assistant II	FT	A	--	Anchorage	-A	16N / O	12.0		79,376	0	0	57,088	136,464	0
04-493X	Construction Inspector	PT	1	--	Anchorage	-A	18A	9.0		44,415	0	0	26,822	71,237	0
04-494X	Construction Inspector	PT	A	--	Anchorage	-A	18A	9.0		44,415	0	0	26,822	71,237	0
04-495X	HPSIII - FSS Case Manager	FT	A	--	Anchorage	-A	15B / C	12.0		50,926	0	0	46,573	97,499	0
04-496X	FIC Program Supervisor	FT	1	--	Anchorage	-A	17D / E	12.0		62,990	0	0	51,032	114,022	0
04-497X	Housing Program Splcst II	FT	A	--	Wasilla	-A	14T	12.0		77,603	0	0	56,433	134,036	0
04-507X	Laborer	PT	1	-2	Anchorage	-A	0B	9.0		31,974	0	0	22,224	54,198	0
04-508X	Laborer	PT	A	-2	Anchorage	-A	0B	9.0		31,974	0	0	22,224	54,198	0
04-510X	Asset Supervisor II	FT	A	--	Fairbanks	-B	17H / I	12.0		75,551	0	0	55,675	131,226	0
04-511X	Laborer	FT	1	-2	Fairbanks	-B	0C / D	12.0		46,859	0	0	45,070	91,929	0
04-521X	Energy Specialist I	FT	1	--	Anchorage	-A	18D / E	12.0		67,737	0	0	52,787	120,524	0
04-522X	Grant Administrator II	FT	1	--	Anchorage	-A	18A / B	12.0		60,427	0	0	50,085	110,512	0
04-523X	Public Hsg Regional Manager I	FT	A	--	Anchorage	-A	20L / M	12.0		101,777	0	0	65,368	167,145	0

Note: If a position is split, an asterisk (*) will appear in the Split/Count column. If the split position is also counted in the component, two asterisks (**) will appear in this column. [No valid job title] appearing in the Job Class Title indicates that the PCN has an invalid class code or invalid range for the class code effective date of this scenario.

Personal Services Expenditure Detail
Department of Revenue

Scenario: FY2022 Governor (17280)
Component: AHFC Operations (110)
RDU: Alaska Housing Finance Corporation (46)

PCN	Job Class Title	Time Status	Retire Code	Barg Unit	Location	Salary Sched	Range / Step	Comp Months	Split / Count	Annual Salaries	COLA	Premium Pay	Annual Benefits	Total Costs	UGF Amount
04-524X	Front Desk Coordinator	FT	1	--	Anchorage	-A	15H / I	12.0		62,383	0	0	50,808	113,191	0
04-525X	Housing Program Spclst I	PT	A	--	Juneau	-A	12H	9.0		37,318	0	0	24,199	61,517	0
04-526X	Summer Hire	NP	N	--	Anchorage	99	0	3.0		6,239	0	0	7,871	14,110	0
04-527X	Summer Hire	NP	N	--	Anchorage	99	0	3.0		6,239	0	0	7,871	14,110	0
04-528X	Summer Hire	NP	N	--	Anchorage	99	0	3.0		6,239	0	0	7,871	14,110	0
04-529X	Summer Hire	NP	N	--	Anchorage	99	0	3.0		6,239	0	0	7,871	14,110	0
04-530X	Summer Hire	NP	N	--	Fairbanks	99	0	3.0		6,239	0	0	7,871	14,110	0
04-531X	Summer Hire	NP	N	--	Juneau	99	0	3.0		6,239	0	0	7,871	14,110	0
04-532X	Summer Hire	NP	N	--	Fairbanks	99	0	3.0		6,239	0	0	7,871	14,110	0
04-533X	Summer Hire	NP	N	--	Anchorage	99	0	3.0		6,239	0	0	7,871	14,110	0
04-534X	Summer Hire	NP	N	--	Kodiak	99	0	3.0		6,239	0	0	7,871	14,110	0
04-535X	Maintenance Mechanic	FT	A	-3	Anchorage	-A	0P	12.0		82,997	0	0	58,427	141,424	0
04-536X	Management Specialist I	FT	A	--	Anchorage	-A	16J / K	12.0		73,257	0	0	54,827	128,084	0
04-537X	Housing Program Spclst I	FT	1	--	Kenai	-A	12J / K	12.0		55,185	0	0	48,147	103,332	0
04-539X	Laborer	FT	A	-2	Anchorage	-A	0F / G	12.0		50,210	0	0	46,309	96,519	0
04-540X	Laborer	FT	A	-2	Bethel	-K	0B / C	12.0		60,847	0	0	50,240	111,087	0
04-541X	Housing Program Spclst III	FT	A	--	Juneau	-A	15G / H	12.0		59,476	0	0	49,733	109,209	0
04-542X	Custodian	FT	1	-1	Juneau	-A	0M / N	12.0		51,052	0	0	46,620	97,672	0
04-543X	Housing Program Spclst II	FT	A	--	Anchorage	-A	14A	12.0		44,737	0	0	44,286	89,023	0
04-544X	Asset Supervisor I	FT	A	--	Kodiak	-D	16D / E	12.0		62,656	0	0	50,909	113,565	0
04-545X	Financial Analyst II	FT	A	--	Anchorage	-A	20I / J	12.0		90,778	0	0	61,303	152,081	0
04-546X	Mortgage Assistant II	FT	A	--	Anchorage	-A	14P	12.0		71,694	0	0	54,249	125,943	0
04-547X	Gateway Center Administrator	FT	A	--	Anchorage	-A	17B / C	12.0		58,855	0	0	49,504	108,359	0
04-548X	Coordinator, Servicing II	FT	A	--	Anchorage	-A	18U	12.0		104,408	0	0	66,340	170,748	0
04-549X	Outreach Support Technician	FT	1	--	Anchorage	-A	15B / C	12.0		50,926	0	0	46,573	97,499	0
04-550X	Manager, Energy Program	FT	A	--	Anchorage	-A	19A	12.0		63,430	0	0	51,195	114,625	0
04-551X	Energy Specialist I	FT	1	--	Anchorage	-A	18A	12.0		59,220	0	0	49,639	108,859	0
04-552X	Laborer	PT	1	-2	Anchorage	-A	0B / C	9.0		32,754	0	0	22,513	55,267	0
04-553X	Officer, Compliance	FT	A	--	Anchorage	-A	23O / P	12.0		131,354	0	0	76,300	207,654	0
04-554X	Officer, Audit	FT	A	--	Anchorage	-A	23O / P	12.0		131,354	0	0	76,300	207,654	0
04-555X	Housing Program Spclst II	FT	1	--	Kodiak	-D	14D / E	12.0		54,244	0	0	47,800	102,044	0
04-557X	Housing Program Spclst I	FT	1	--	Anchorage	-A	12B / C	12.0		41,607	0	0	43,129	84,736	0

Note: If a position is split, an asterisk (*) will appear in the Split/Count column. If the split position is also counted in the component, two asterisks (**) will appear in this column. [No valid job title] appearing in the Job Class Title indicates that the PCN has an invalid class code or invalid range for the class code effective date of this scenario.

Personal Services Expenditure Detail
Department of Revenue

Scenario: FY2022 Governor (17280)
Component: AHFC Operations (110)
RDU: Alaska Housing Finance Corporation (46)

PCN	Job Class Title	Time Status	Retire Code	Barg Unit	Location	Salary Sched	Range / Step	Comp Months	Split / Count	Annual Salaries	COLA	Premium Pay	Annual Benefits	Total Costs	UGF Amount
	Total Positions		New	Deleted										Total Salary Costs:	24,951,193
														Total COLA:	0
	Full Time Positions:	314	0	0										Total Premium Pay:	0
	Part Time Positions:	22	0	0										Total Benefits:	18,177,972
	Non Permanent Positions:	14	0	0											
	Positions in Component:	350	0	0											
	Total Component Months:	3,999.2												Total Pre-Vacancy:	43,129,165
														Minus Vacancy Adjustment of 4.76%:	(2,051,129)
														Total Post-Vacancy:	41,078,036
														Plus Lump Sum Premium Pay:	0
														Plus Board Honoraria Pay:	19,364
														Personal Services Line 100:	41,097,400

PCN Funding Sources:	Pre-Vacancy	Post-Vacancy	Percent
1002 Federal Receipts	14,634,632	13,938,641	33.93%
1061 Capital Improvement Project Receipts	2,463,796	2,346,623	5.71%
1103 Alaska Housing Finance Corporation Receipts	26,030,736	24,792,771	60.36%
Total PCN Funding:	43,129,165	41,078,036	100.00%

Note: If a position is split, an asterisk (*) will appear in the Split/Count column. If the split position is also counted in the component, two asterisks (**) will appear in this column. [No valid job title] appearing in the Job Class Title indicates that the PCN has an invalid class code or invalid range for the class code effective date of this scenario.

Department of Revenue

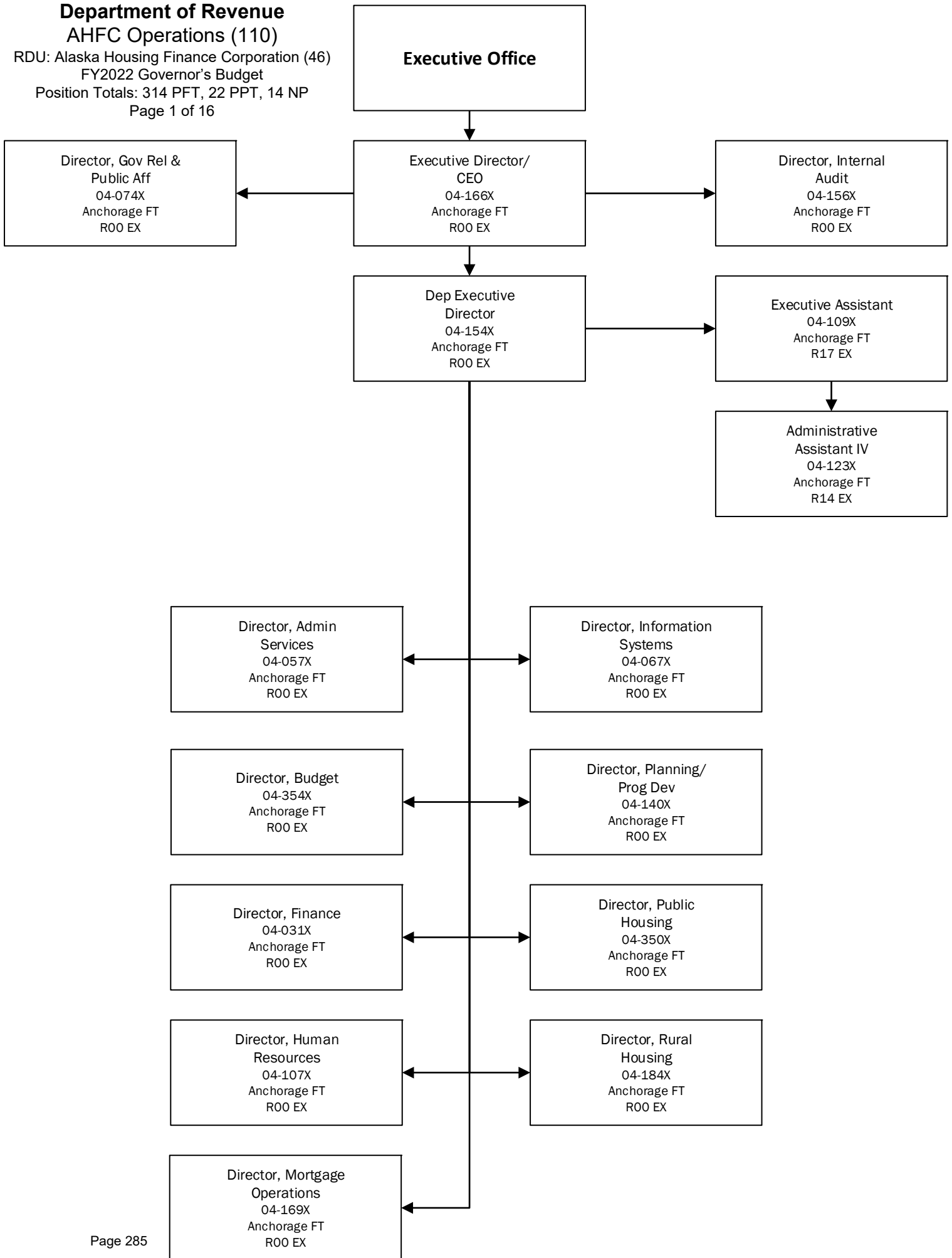
AHFC Operations (110)

RDU: Alaska Housing Finance Corporation (46)

FY2022 Governor's Budget

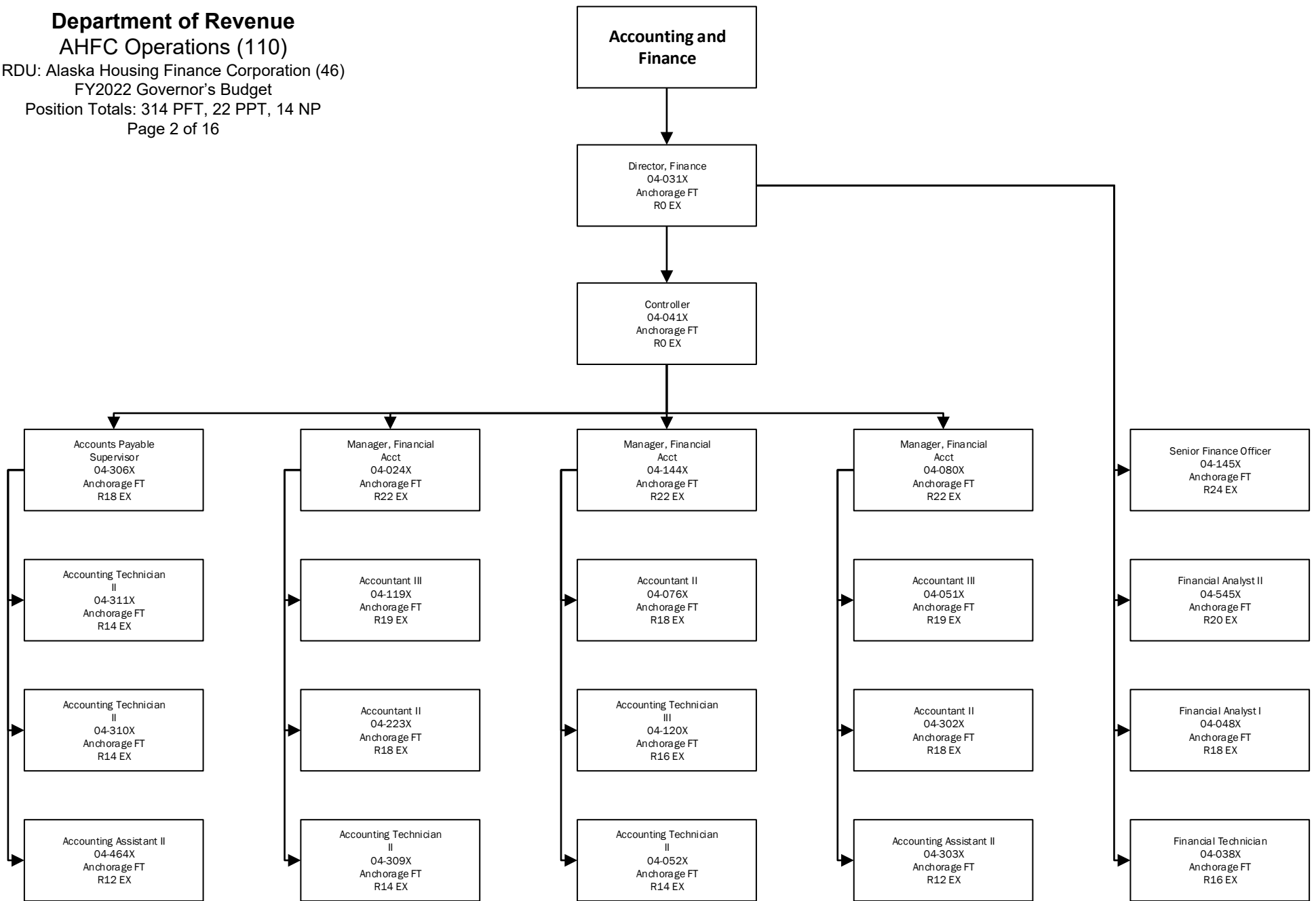
Position Totals: 314 PFT, 22 PPT, 14 NP

Page 1 of 16



Department of Revenue
AHFC Operations (110)

RDU: Alaska Housing Finance Corporation (46)
 FY2022 Governor's Budget
 Position Totals: 314 PFT, 22 PPT, 14 NP
 Page 2 of 16



Department of Revenue

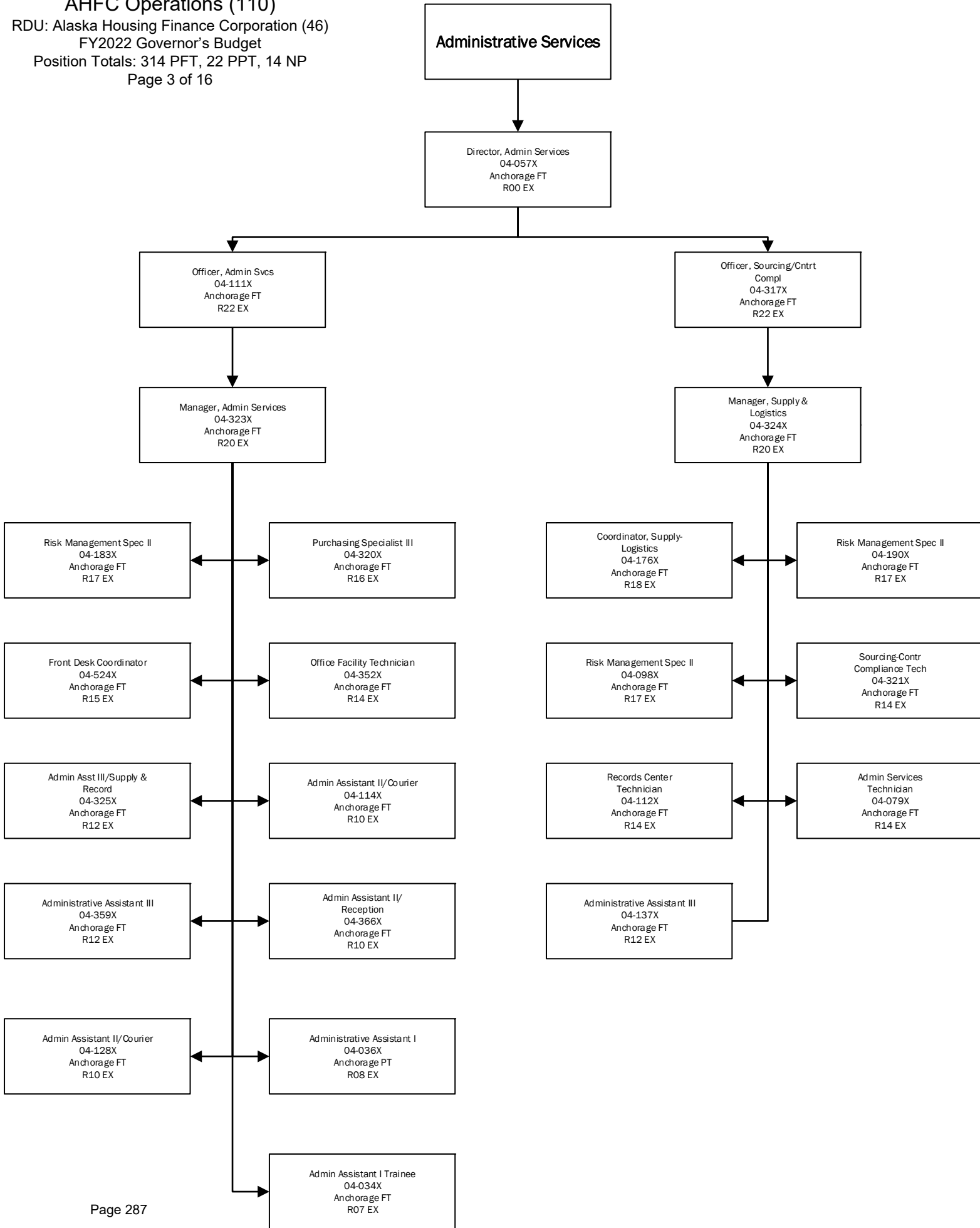
AHFC Operations (110)

RDU: Alaska Housing Finance Corporation (46)

FY2022 Governor's Budget

Position Totals: 314 PFT, 22 PPT, 14 NP

Page 3 of 16



Department of Revenue

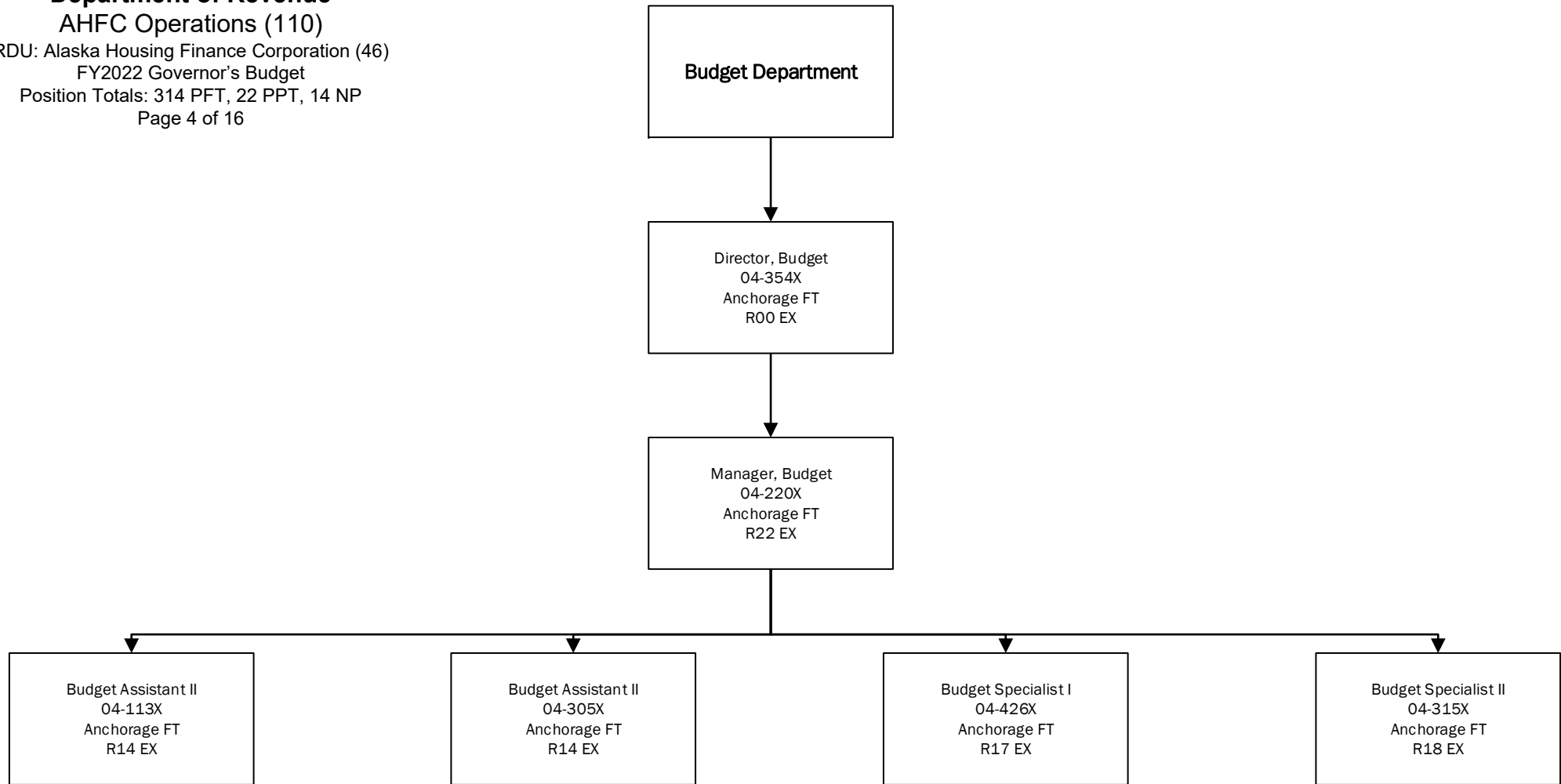
AHFC Operations (110)

RDU: Alaska Housing Finance Corporation (46)

FY2022 Governor's Budget

Position Totals: 314 PFT, 22 PPT, 14 NP

Page 4 of 16



Department of Revenue

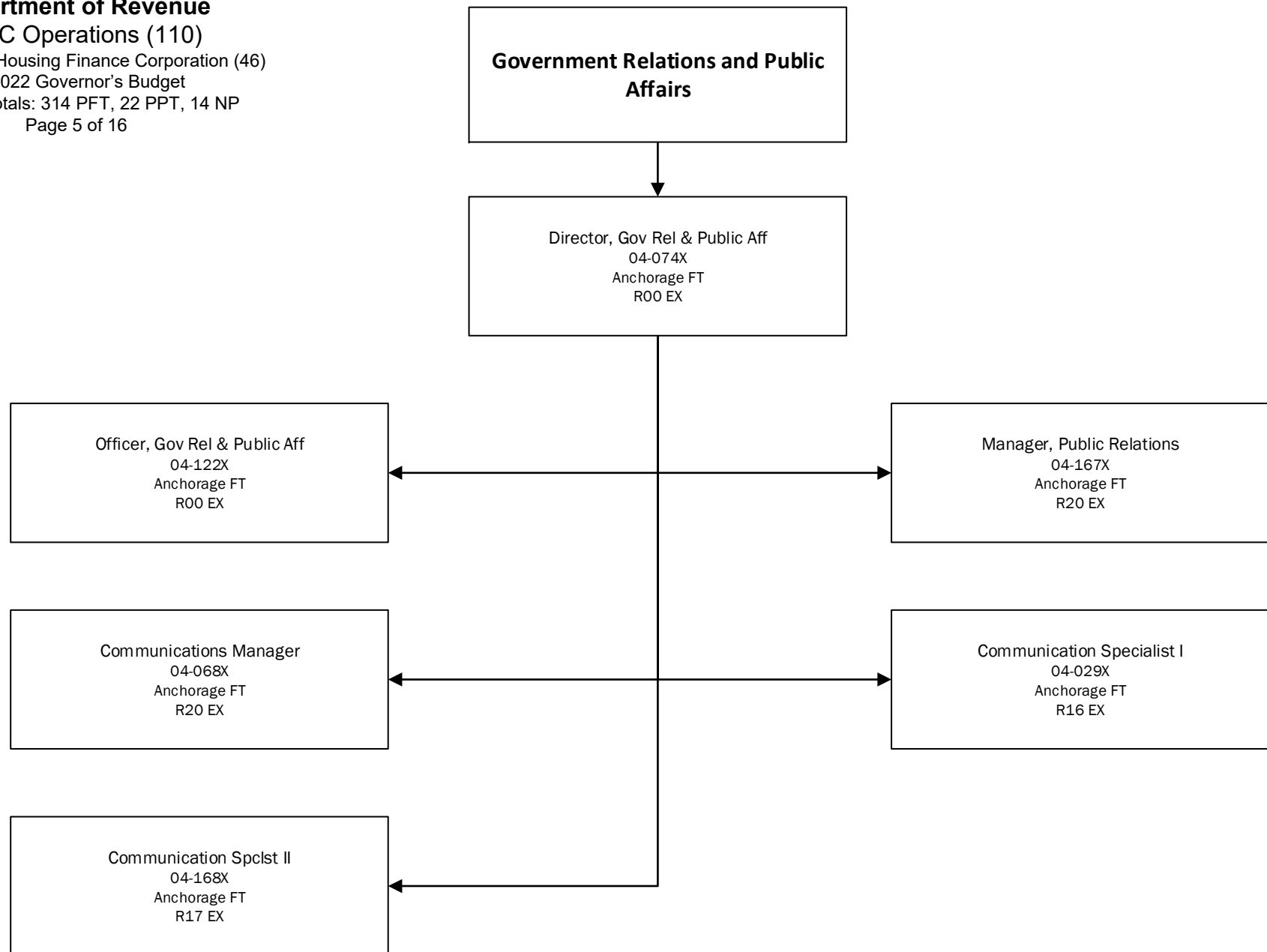
AHFC Operations (110)

RDU: Alaska Housing Finance Corporation (46)

FY2022 Governor's Budget

Position Totals: 314 PFT, 22 PPT, 14 NP

Page 5 of 16



Department of Revenue

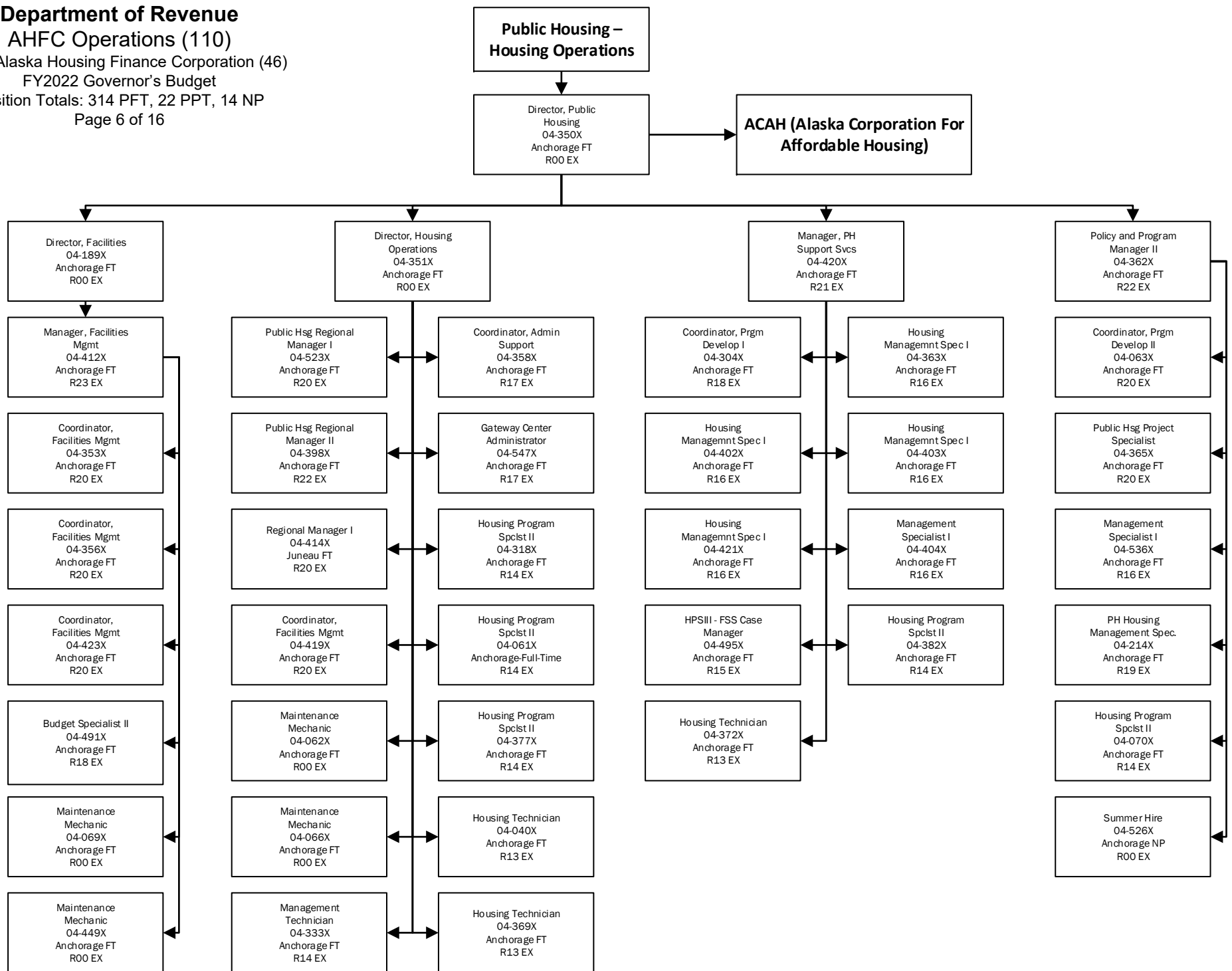
AHFC Operations (110)

RDU: Alaska Housing Finance Corporation (46)

FY2022 Governor's Budget

Position Totals: 314 PFT, 22 PPT, 14 NP

Page 6 of 16



Department of Revenue

AHFC Operations (110)

RDU: Alaska Housing Finance Corporation (46)


FY2022 Governor's Budget

Position Totals: 314 PFT, 22 PPT, 14 NP

Page 7 of 16

**Regional Manager
Anchorage**

Public Hsg Regional
Manager I
04-523X
Anchorage FT
R20 EX



Department of Revenue

AHFC Operations (110)

RDU: Alaska Housing Finance Corporation (46)

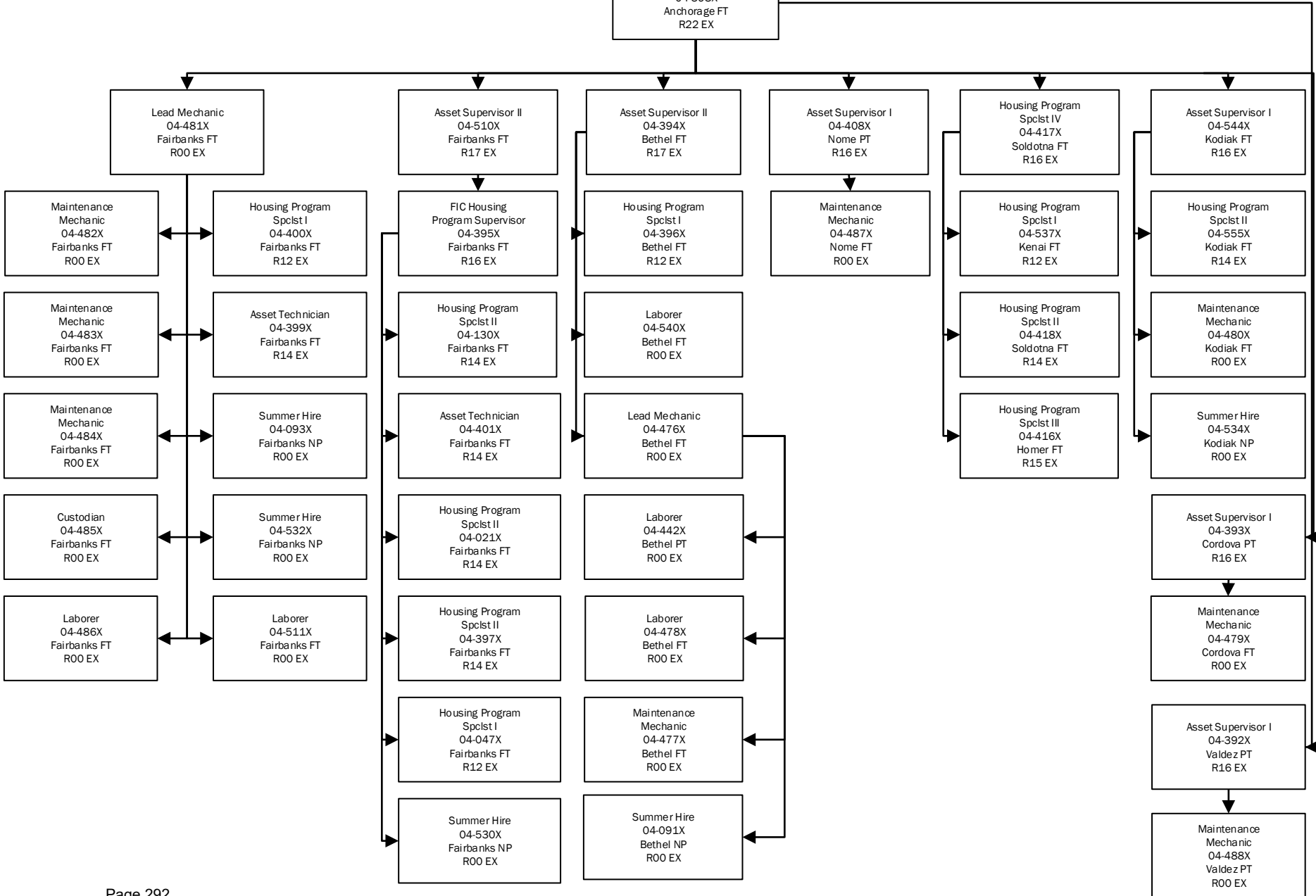
FY2022 Governor's Budget

Position Totals: 314 PFT, 22 PPT, 14 NP

Page 8 of 16

**Regional Manager
- Coastal/
Northern Ak.**

Public Hsg Regional
Manager II
04-398X
Anchorage FT
R22 EX



Department of Revenue

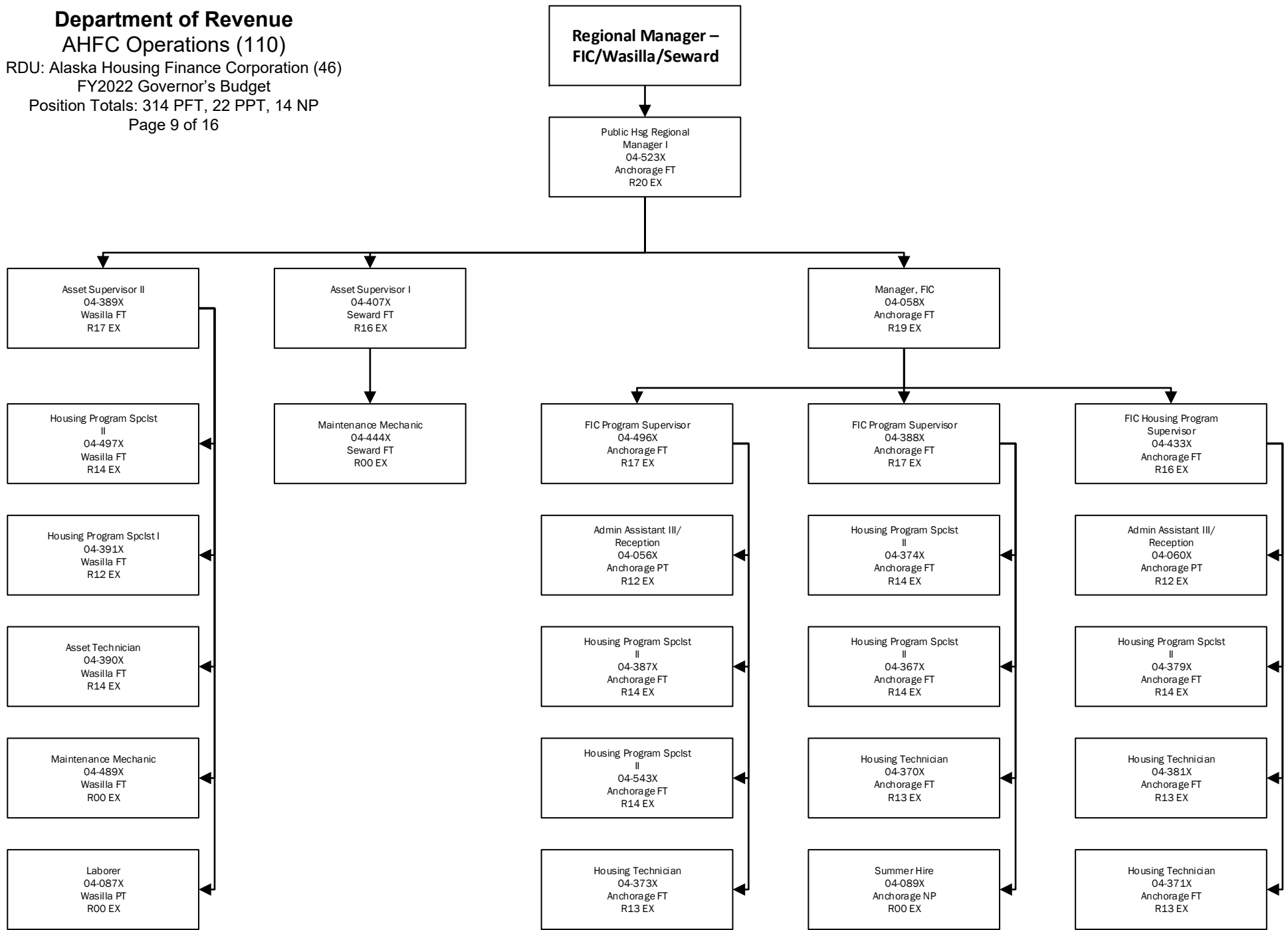
AHFC Operations (110)

RDU: Alaska Housing Finance Corporation (46)

FY2022 Governor's Budget

Position Totals: 314 PFT, 22 PPT, 14 NP

Page 9 of 16



Department of Revenue

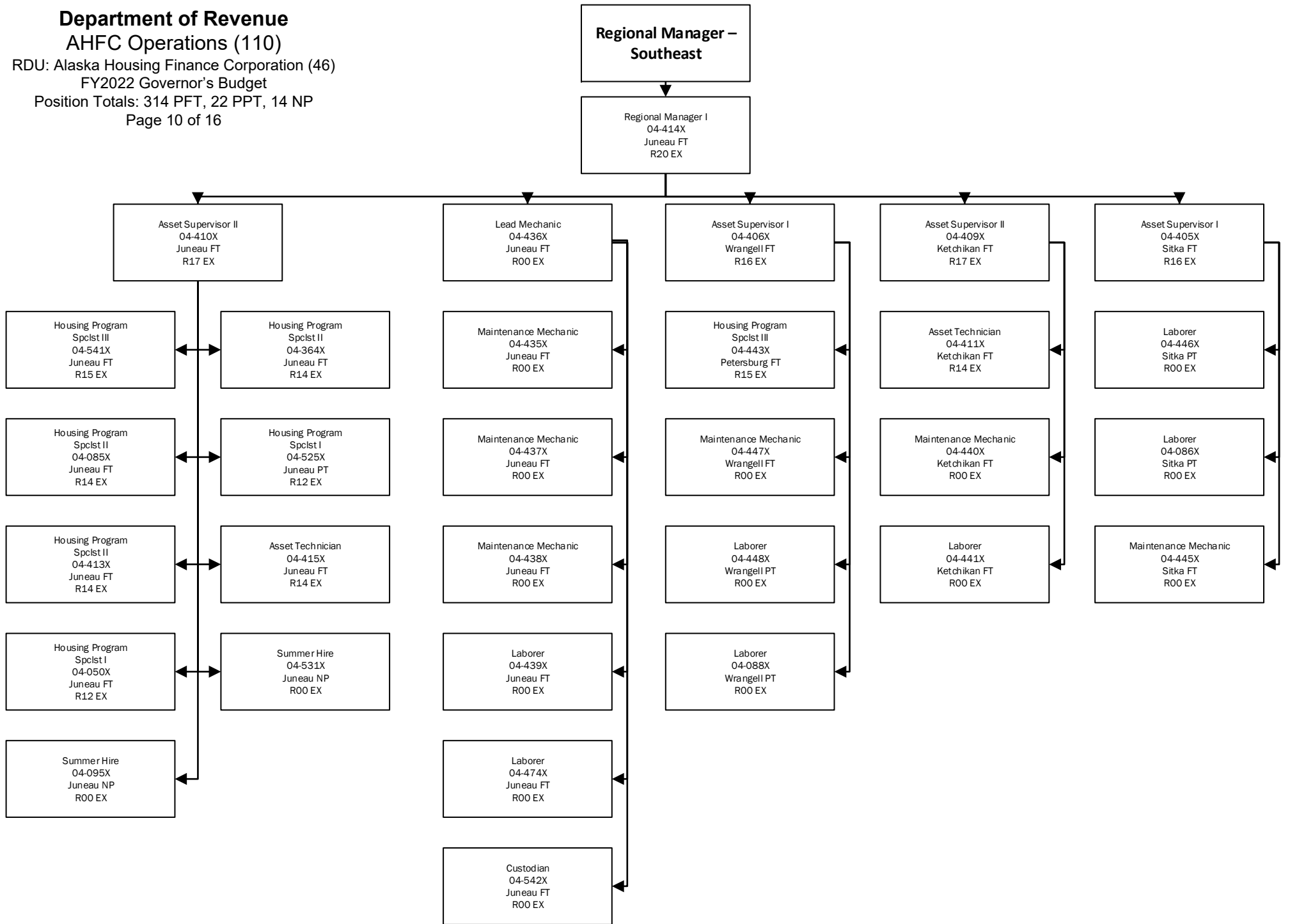
AHFC Operations (110)

RDU: Alaska Housing Finance Corporation (46)

FY2022 Governor's Budget

Position Totals: 314 PFT, 22 PPT, 14 NP

Page 10 of 16



Department of Revenue

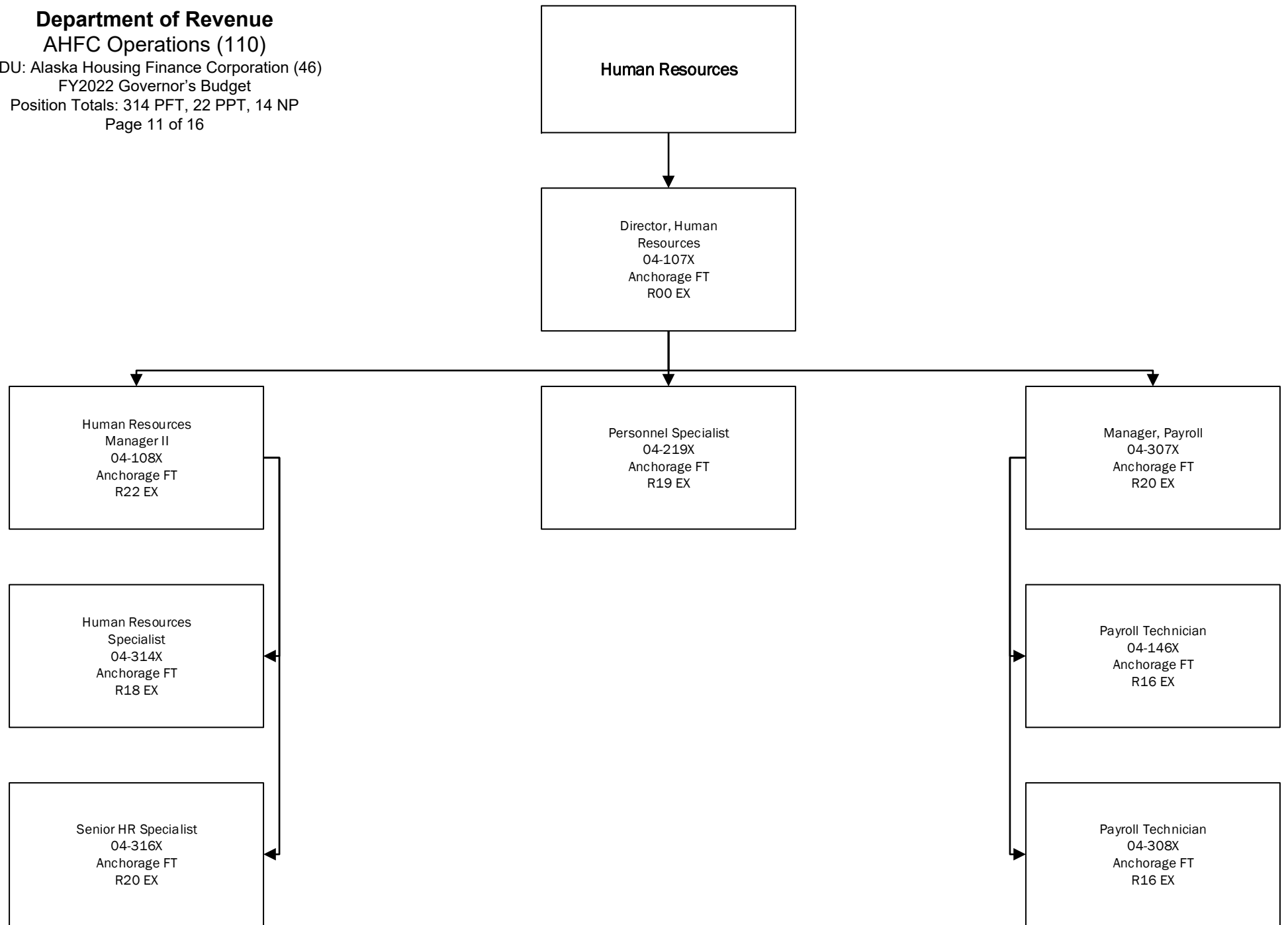
AHFC Operations (110)

RDU: Alaska Housing Finance Corporation (46)

FY2022 Governor's Budget

Position Totals: 314 PFT, 22 PPT, 14 NP

Page 11 of 16



Department of Revenue

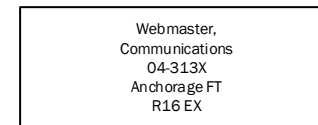
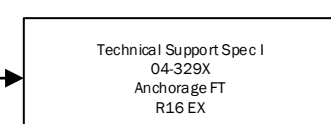
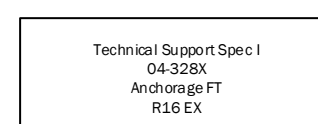
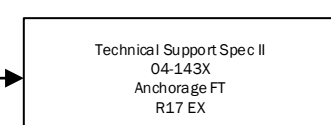
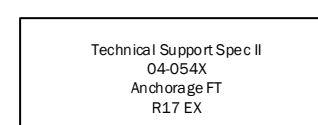
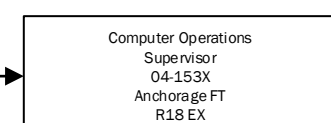
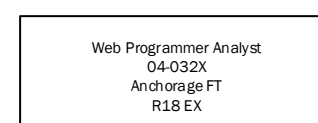
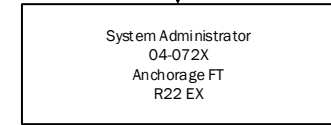
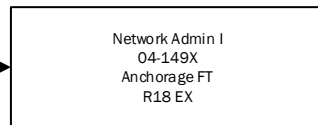
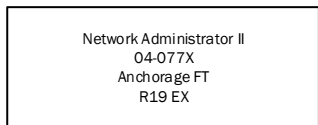
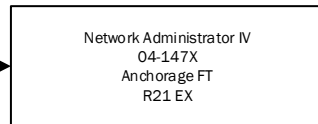
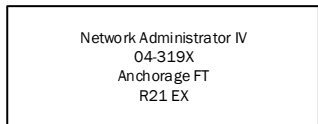
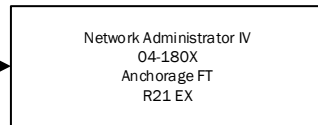
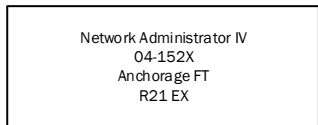
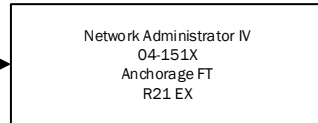
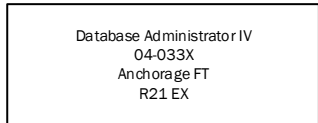
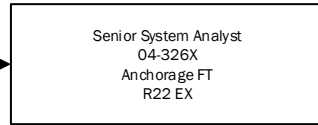
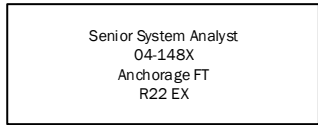
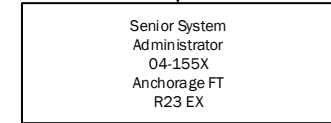
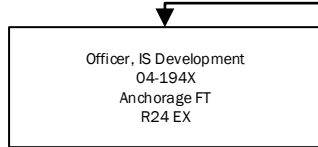
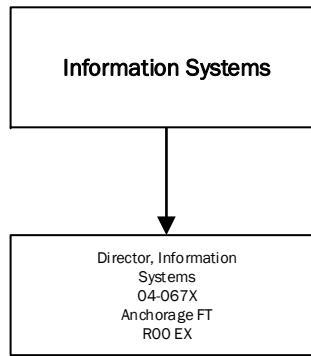
AHFC Operations (110)

RDU: Alaska Housing Finance Corporation (46)

FY2022 Governor's Budget

Position Totals: 314 PFT, 22 PPT, 14 NP

Page 12 of 16



Department of Revenue

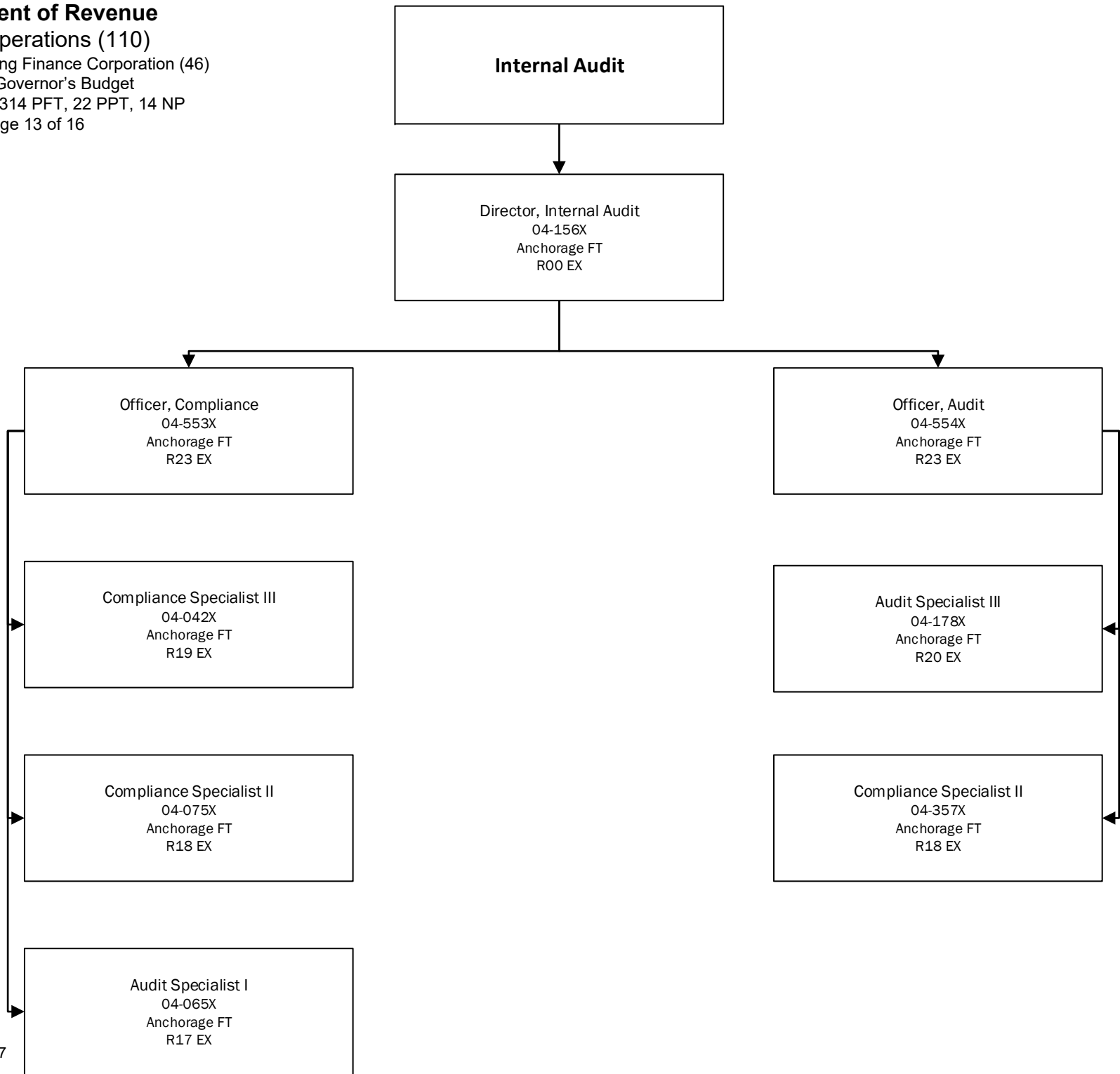
AHFC Operations (110)

RDU: Alaska Housing Finance Corporation (46)

FY2022 Governor's Budget

Position Totals: 314 PFT, 22 PPT, 14 NP

Page 13 of 16



Department of Revenue

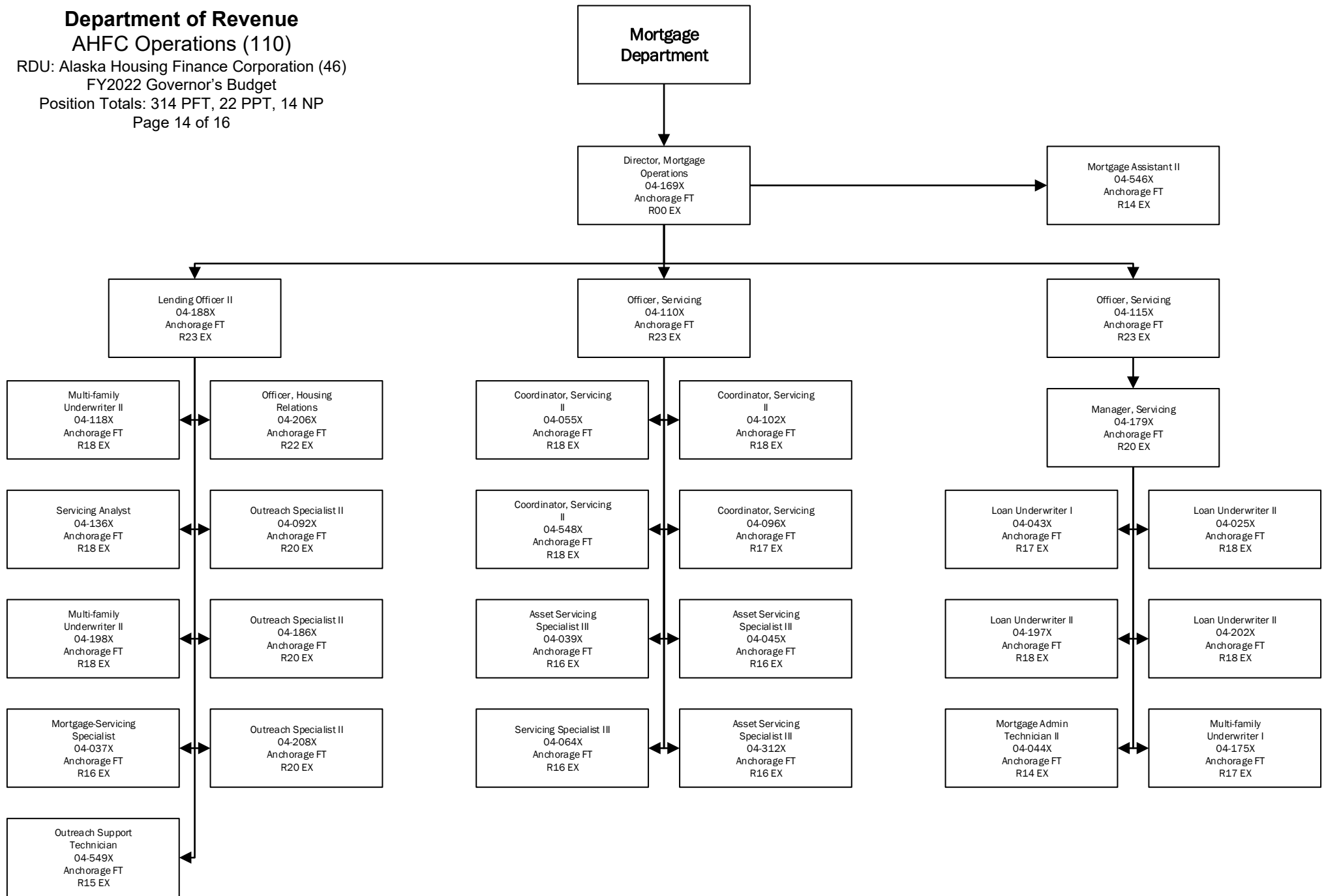
AHFC Operations (110)

RDU: Alaska Housing Finance Corporation (46)

FY2022 Governor's Budget

Position Totals: 314 PFT, 22 PPT, 14 NP

Page 14 of 16



Department of Revenue

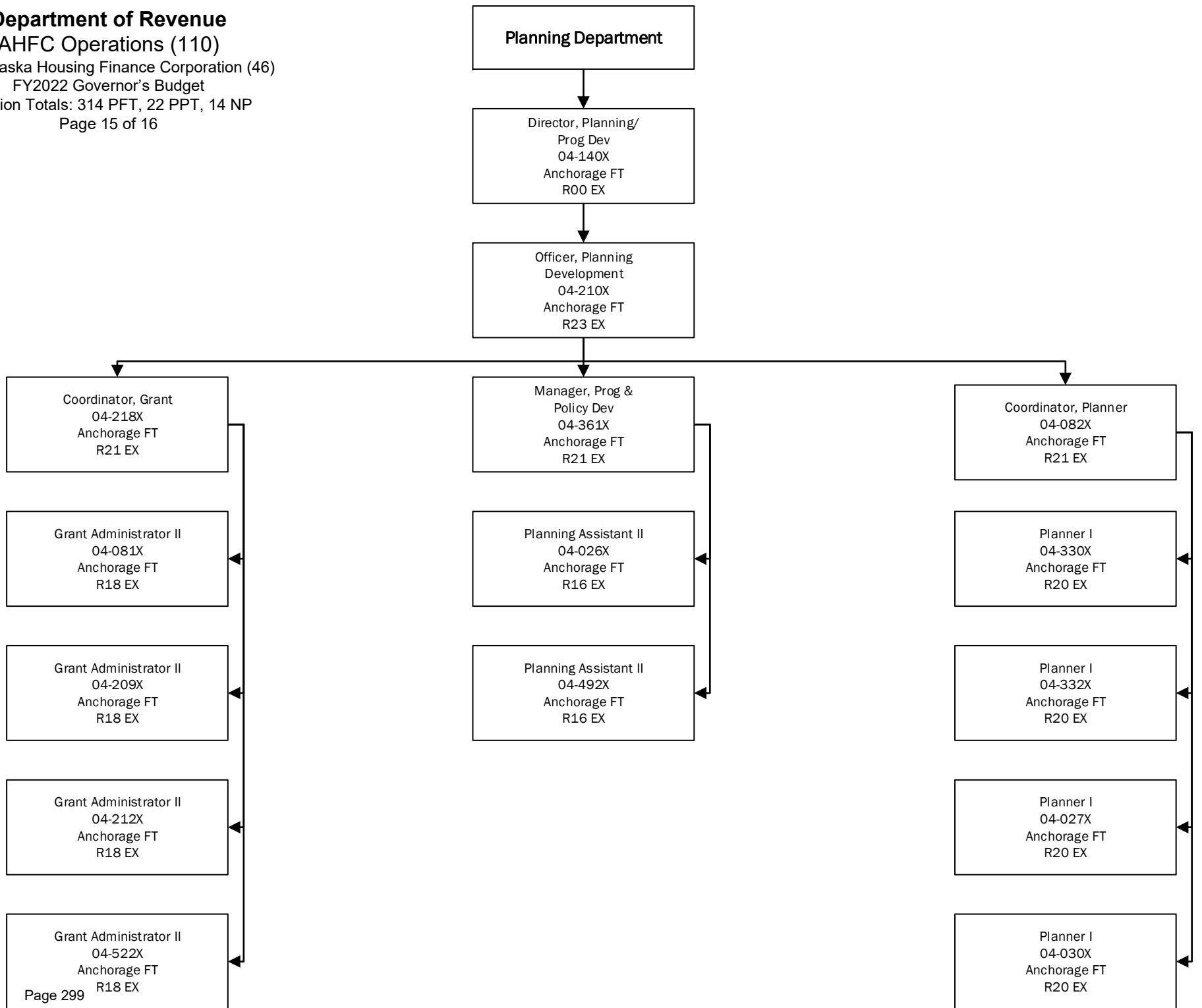
AHFC Operations (110)

RDU: Alaska Housing Finance Corporation (46)

FY2022 Governor's Budget

Position Totals: 314 PFT, 22 PPT, 14 NP

Page 15 of 16



Department of Revenue

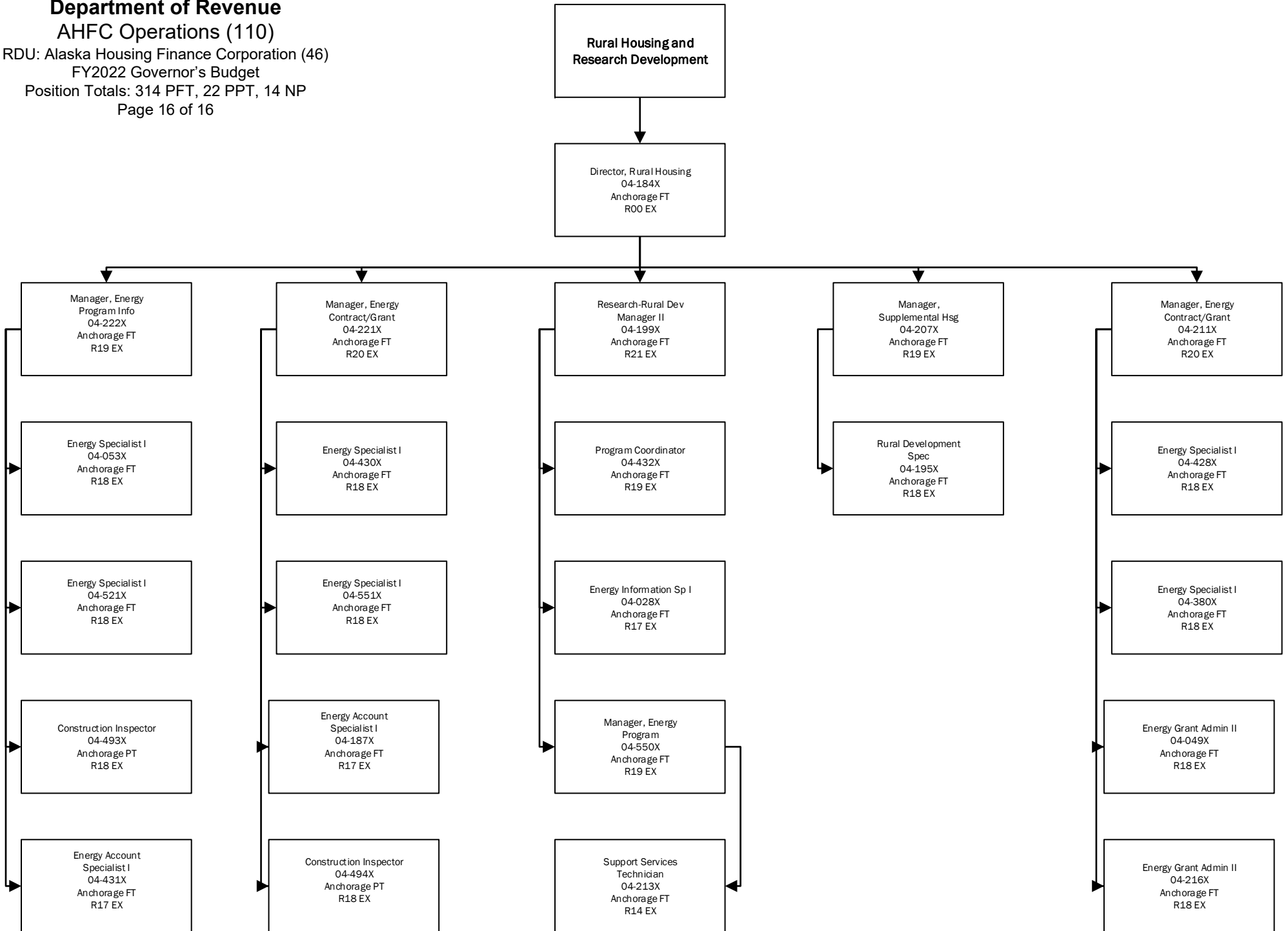
AHFC Operations (110)

RDU: Alaska Housing Finance Corporation (46)

FY2022 Governor's Budget

Position Totals: 314 PFT, 22 PPT, 14 NP

Page 16 of 16



State of Alaska FY2022 Governor's Operating Budget

Department of Revenue Alaska Corporation for Affordable Housing Component Budget Summary

Component: Alaska Corporation for Affordable Housing

Contribution to Department's Mission

The Alaska Corporation for Affordable Housing (ACAH) is a non-profit subsidiary of the Alaska Housing Finance Corporation (AHFC). ACAH is a separate and distinct legal entity from AHFC formed to develop, manage, and operate affordable housing. AHFC's statutes do not provide AHFC with the ability to participate in some financing and ownership structures; therefore, ACAH is positioned to undertake the types of affordable housing and services not open to AHFC directly but which support the mission of providing affordable housing and services to individuals and groups in need. Properties developed or operated through ACAH are positioned to leverage private sector resources. Examples include usage of the Low Income Housing Tax Credit (LIHTC) program, accessing tax-exempt bond financing, debt financing, and partnering with private sector developers. Additionally, developments can be structured with greater flexibility and less restrictive revenue sources such as grant and private foundation funding, lease and soft loan payments, development fees, etc.

Major Component Accomplishments in 2020

- ACAH currently holds the ground lease on the Loussac Place (120 unit) project, as well as several other properties statewide.
- ACAH has developed two projects: Susitna Square (18 units) and Ridgeline Terrace (70 units).
- ACAH has operated its housing development projects with positive cash flow over the last three years.

Key Component Challenges

- Using a broad scope of fiscal options to implement optimal financing solutions.
- Leveraging the best combination of resources to expand housing opportunities for Alaskans.
- Performing housing development with multiple layers of funding in collaboration with multiple private and public entities.
- Managing projects effectively to ensure ongoing cash flow necessary for operations.

Significant Changes in Results to be Delivered in FY2022

No changes in results to be delivered.

Statutory and Regulatory Authority

In May 2011, HB119 was signed into law amending AS 18.56.086 to include "the acquisition, development, management, or operation of affordable housing" to the category of activities for

which AHFC could create a subsidiary corporation. ACAH is organized as a 501(c)(3) tax-exempt organization under the IRS Code. ACAH is a corporation incorporated under the Alaska Nonprofit Corporation Act (AS 10.20) and provisions of the Alaska Housing Finance Corporation Act (AS 18.56). ACAH is required to operate in accordance with Alaska Statute (AS) 10.20, IRS 501(c)(3) charity compliance, the ACAH Articles of Incorporation, and ACAH Bylaws.

ACAH is a separate corporate entity with the power to adopt its own regulations if the need exists. As a subsidiary, AHFC has the ability to grant to ACAH all powers vested in AHFC. As such, ACAH has been granted the power to borrow money and issue bonds as evidence of that borrowing, and, as granted by AHFC under AS 18.56, shall have all powers of a corporation formed under AS 10.20 to the extent not in conflict with AS 18.56, and shall have generally all powers as possessed by AHFC through AS 18.56, such as the power to: include pledges with respect to bonds and bondholders; to acquire property by purchase, grant, lease, gift, or otherwise; to hold, use, sell, convey, mortgage, pledge, exchange, or otherwise dispose of ACAH's assets; to issue and sell bonds, notes, or other obligations; to retain or employ legal counsel, auditors, engineers and private consultants on a contract basis; to comply with and enforce its agreements with the holders of the obligations.

Contact Information
<p>Contact: James Wiedle, AHFC Budget Director Phone: (907) 330-8359 E-mail: jwiedle@ahfc.us</p>

**Alaska Corporation for Affordable Housing
Personal Services Information**

Authorized Positions			Personal Services Costs	
	<u>FY2021</u> <u>Management</u> <u>Plan</u>	<u>FY2022</u> <u>Governor</u>		
			Annual Salaries	167,468
Full-time	2	2	Premium Pay	0
Part-time	0	0	Annual Benefits	117,398
Nonpermanent	0	0	<i>Less 0.00% Vacancy Factor</i>	(0)
			Lump Sum Premium Pay	0
Totals	2	2	Total Personal Services	284,866

Position Classification Summary

Job Class Title	Anchorage	Fairbanks	Juneau	Others	Total
Manager, System Operations	1	0	0	0	1
Technical Support Spec II	1	0	0	0	1
Totals	2	0	0	0	2

Component Detail All Funds
Department of Revenue

Component: Alaska Corporation for Affordable Housing (3048)
RDU: Alaska Housing Finance Corporation (46)

Non-Formula Component

	FY2020 Actuals	FY2021 Conference Committee	FY2021 Authorized	FY2021 Management Plan	FY2022 Governor	FY2021 Management Plan vs FY2022 Governor	
71000 Personal Services	250.4	284.9	284.9	284.9	284.9	0.0	0.0%
72000 Travel	0.1	24.8	24.8	24.8	24.8	0.0	0.0%
73000 Services	73.8	129.7	129.7	129.7	129.7	0.0	0.0%
74000 Commodities	0.5	24.8	24.8	24.8	24.8	0.0	0.0%
75000 Capital Outlay	0.0	15.0	15.0	15.0	15.0	0.0	0.0%
77000 Grants, Benefits	0.0	0.0	0.0	0.0	0.0	0.0	0.0%
78000 Miscellaneous	0.0	0.0	0.0	0.0	0.0	0.0	0.0%
Totals	324.8	479.2	479.2	479.2	479.2	0.0	0.0%
Fund Sources:							
1002 Fed Rcpts (Fed)	173.0	307.0	307.0	307.0	307.0	0.0	0.0%
1061 CIP Rcpts (Other)	151.8	172.2	172.2	172.2	172.2	0.0	0.0%
Unrestricted General (UGF)	0.0	0.0	0.0	0.0	0.0	0.0	0.0%
Designated General (DGF)	0.0	0.0	0.0	0.0	0.0	0.0	0.0%
Other Funds	151.8	172.2	172.2	172.2	172.2	0.0	0.0%
Federal Funds	173.0	307.0	307.0	307.0	307.0	0.0	0.0%
Positions:							
Permanent Full Time	2	2	2	2	2	0	0.0%
Permanent Part Time	0	0	0	0	0	0	0.0%
Non Permanent	0	0	0	0	0	0	0.0%

Change Record Detail - Multiple Scenarios with Descriptions
Department of Revenue

Component: Alaska Corporation for Affordable Housing (3048)
RDU: Alaska Housing Finance Corporation (46)

Scenario/Change Record Title	Trans Type	Totals	Personal Services	Travel	Services	Commodities	Capital Outlay	Grants, Benefits	Miscellaneous	Positions		NP
										PFT	PPT	
***** Changes From FY2021 Conference Committee To FY2021 Authorized *****												
Conference Committee												
1002 Fed Rcpts	ConfCom	307.0	284.9	24.8	129.7	24.8	15.0	0.0	0.0	2	0	0
1061 CIP Rcpts		172.2										
Subtotal		479.2	284.9	24.8	129.7	24.8	15.0	0.0	0.0	2	0	0
***** Changes From FY2021 Management Plan To FY2022 Governor *****												
Totals		479.2	284.9	24.8	129.7	24.8	15.0	0.0	0.0	2	0	0

Line Item Detail (1676)
Department of Revenue
Travel

Component: Alaska Corporation for Affordable Housing (3048)

Line Number	Line Name		FY2020 Actuals	FY2021 Management Plan	FY2022 Governor
2000	Travel		0.1	24.8	24.8
Object Class	Servicing Agency	Explanation	FY2020 Actuals	FY2021 Management Plan	FY2022 Governor
2000 Travel Detail Totals			0.1	24.8	24.8
2000	In-State Employee Travel	Airfare, lodging, surface transportation, reimbursable travel costs, meals and incidentals	0.1	14.8	14.8
2002	Out of State Employee Travel	Airfare, lodging, surface transportation, reimbursable travel costs, meals and incidentals	0.0	10.0	10.0

Line Item Detail (1676)
Department of Revenue
Services

Component: Alaska Corporation for Affordable Housing (3048)

Line Number	Line Name		FY2020 Actuals	FY2021 Management Plan	FY2022 Governor
3000	Services		73.8	129.7	129.7
Object Class	Servicing Agency	Explanation	FY2020 Actuals	FY2021 Management Plan	FY2022 Governor
3000 Services Detail Totals			73.8	129.7	129.7
3004	Telecommunications	Local, long distance, cellular, television, data/network telecommunications equipment charges	0.9	0.0	0.0
3008	Utilities	Utilities	0.5	6.6	6.6
3009	Structure/Infrastructure/Land	Infrastructure maintenance and repairs, rentals, and leases	5.3	0.0	0.0
3010	Equipment/Machinery	Office furniture and equipment repairs, maintenance, rentals and leases	0.1	0.0	0.0
3011	Other Services	Professional management and consulting services; printing and copying services	65.7	123.1	123.1
3024	Inter-Agency Legal	Law - Department-wide Legal services provided by the Department of Law	1.3	0.0	0.0

Line Item Detail (1676)
Department of Revenue
Commodities

Component: Alaska Corporation for Affordable Housing (3048)

Line Number	Line Name		FY2020 Actuals	FY2021 Management Plan	FY2022 Governor
4000	Commodities		0.5	24.8	24.8
Object Class	Servicing Agency	Explanation	FY2020 Actuals	FY2021 Management Plan	FY2022 Governor
		4000 Commodities Detail Totals	0.5	24.8	24.8
4000	Business	Business supplies including book and educational equipment and furniture; office supplies; desktop computers, printers and IT equipment less than \$5,000 per item; and subscriptions including electronic access to information	0.5	24.8	24.8

Line Item Detail (1676)
Department of Revenue
Capital Outlay

Component: Alaska Corporation for Affordable Housing (3048)

Line Number	Line Name		FY2020 Actuals	FY2021 Management Plan	FY2022 Governor
5000	Capital Outlay		0.0	15.0	15.0
Object Class	Servicing Agency	Explanation	FY2020 Actuals	FY2021 Management Plan	FY2022 Governor
5000 Capital Outlay Detail Totals			0.0	15.0	15.0
5004	Equipment	IT Equipment > \$5,000: servers and other network equipment, firewall and remote access equipment, tape backup devices and general office equipment/furniture > \$5,000	0.0	15.0	15.0

Revenue Detail (1681)
Department of Revenue

Component: Alaska Corporation for Affordable Housing (3048)

Revenue Type (OMB Fund Code) Revenue Source	Component	Comment	FY2020 Actuals	FY2021 Management Plan	FY2022 Governor
5002 Fed Rcpts (1002 Fed Rcpts)			173.0	307.0	307.0
5019 Federal - Miscellaneous Grants	Rev - AK Corp for Affordable Housing (3048)	Federal Funding - Public Housing Programs	173.0	307.0	307.0
5061 CIP Rcpts (1061 CIP Rcpts)			151.8	172.2	172.2
5351 Capital Improvement Project Inter-Agency	Rev - AHFC Operations (110)	Capital Improvement Projects - Affordable Housing Development Funding	151.8	172.2	172.2

Inter-Agency Services (1682)
Department of Revenue

Component: Alaska Corporation for Affordable Housing (3048)

				FY2020 Actuals	FY2021 Management Plan	FY2022 Governor
Component Totals				1.3	0.0	0.0
With Department of Law				1.3	0.0	0.0
Object Class	Servicing Agency	Explanation				
			FY2020 Actuals	FY2021 Management Plan	FY2022 Governor	
3024 Inter-Agency Legal	Law - Department-wide	Legal services provided by the Department of Law	1.3	0.0	0.0	

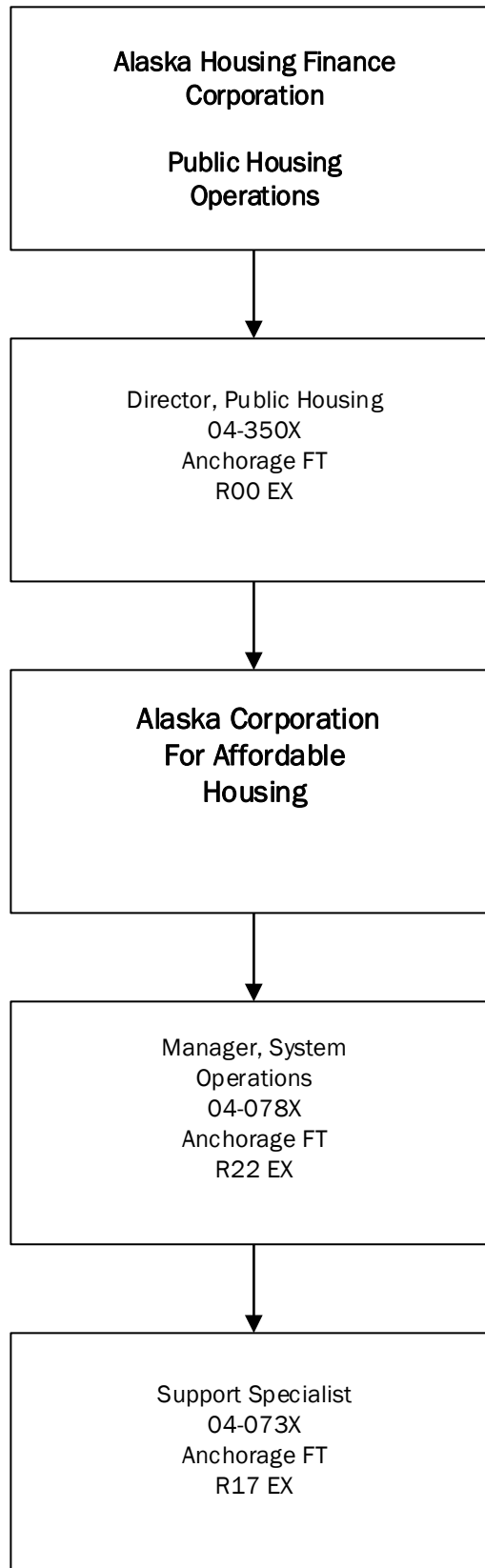
Personal Services Expenditure Detail
Department of Revenue

Scenario: FY2022 Governor (17280)
Component: Alaska Corporation for Affordable Housing (3048)
RDU: Alaska Housing Finance Corporation (46)

PCN	Job Class Title	Time Status	Retire Code	Barg Unit	Location	Salary Sched	Range / Step	Comp Months	Split / Count	Annual Salaries	COLA	Premium Pay	Annual Benefits	Total Costs	UGF Amount
04-073X	Technical Support Spec II	FT	1	--	Anchorage	-A	17C / D	12.0		60,444	0	0	50,091	110,535	0
04-078X	Manager, System Operations	FT	1	--	Anchorage	-A	22J / K	12.0		107,024	0	0	67,307	174,331	0
													Total Salary Costs:	167,468	
													Total COLA:	0	
													Total Premium Pay:	0	
													Total Benefits:	117,398	
													Total Pre-Vacancy:	284,866	
													Minus Vacancy Adjustment of 0.00%:	(0)	
													Total Post-Vacancy:	284,866	
													Plus Lump Sum Premium Pay:	0	
													Personal Services Line 100:	284,866	
Total Component Months:		24.0													

PCN Funding Sources:	Pre-Vacancy	Post-Vacancy	Percent
1002 Federal Receipts	114,928	114,928	40.34%
1061 Capital Improvement Project Receipts	169,938	169,938	59.66%
Total PCN Funding:	284,866	284,866	100.00%

Note: If a position is split, an asterisk (*) will appear in the Split/Count column. If the split position is also counted in the component, two asterisks (**) will appear in this column. [No valid job title] appearing in the Job Class Title indicates that the PCN has an invalid class code or invalid range for the class code effective date of this scenario.



State of Alaska FY2022 Governor's Operating Budget

Department of Revenue Alaska Permanent Fund Corporation Results Delivery Unit Budget Summary

Alaska Permanent Fund Corporation Results Delivery Unit

Contribution to Department's Mission

Please see component narrative.

Major RDU Accomplishments in 2020

Please see component narrative.

Key RDU Challenges

Please see component narrative.

Significant Changes in Results to be Delivered in FY2022

Please see component narrative.

Contact Information

Contact: Angela Rodell, Executive Director
Phone: (907) 796-1500
E-mail: arodell@apfc.org

**Alaska Permanent Fund Corporation
RDU Financial Summary by Component**

All dollars shown in thousands

	FY2020 Actuals				FY2021 Management Plan				FY2022 Governor			
	UGF+DGF Funds	Other Funds	Federal Funds	Total Funds	UGF+DGF Funds	Other Funds	Federal Funds	Total Funds	UGF+DGF Funds	Other Funds	Federal Funds	Total Funds
Formula Expenditures None.												
Non-Formula Expenditures												
APFC Operations	0.0	14,422.3	0.0	14,422.3	0.0	17,680.7	0.0	17,680.7	0.0	18,801.7	0.0	18,801.7
APFC Investment Management Fees	0.0	105,337.4	0.0	105,337.4	0.0	129,400.6	0.0	129,400.6	0.0	133,039.1	0.0	133,039.1
Totals	0.0	119,759.7	0.0	119,759.7	0.0	147,081.3	0.0	147,081.3	0.0	151,840.8	0.0	151,840.8

**Alaska Permanent Fund Corporation
Summary of RDU Budget Changes by Component
From FY2021 Management Plan to FY2022 Governor**

All dollars shown in thousands

	<u>Unrestricted Gen (UGF)</u>	<u>Designated Gen (DGF)</u>	<u>Other Funds</u>	<u>Federal Funds</u>	<u>Total Funds</u>
FY2021 Management Plan	0.0	0.0	147,081.3	0.0	147,081.3
Proposed budget increases:					
-APFC Operations	0.0	0.0	1,204.1	0.0	1,204.1
-APFC Investment Management Fees	0.0	0.0	3,638.5	0.0	3,638.5
Proposed budget decreases:					
-APFC Operations	0.0	0.0	-83.1	0.0	-83.1
FY2022 Governor	0.0	0.0	151,840.8	0.0	151,840.8

State of Alaska FY2022 Governor's Operating Budget

Department of Revenue APFC Operations Component Budget Summary

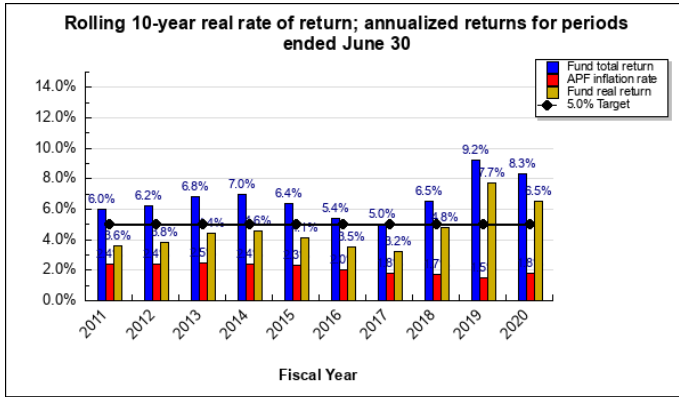
Component: APFC Operations

Contribution to Department's Mission

The mission of the Alaska Permanent Fund Corporation (APFC) is to manage and invest the assets of the Permanent Fund and other funds designated by law.

Results

(Additional performance information is available on the web at <https://omb.alaska.gov/results>.)



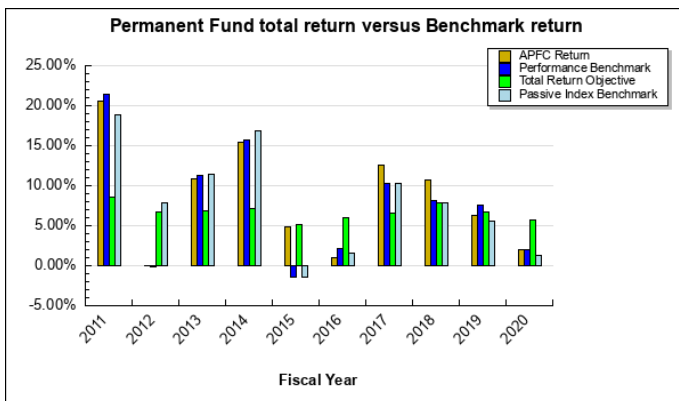
Core Services

- Achieve the target return within acceptable risk parameters.

Measures by Core Service

(Additional performance information is available on the web at <https://omb.alaska.gov/results>.)

1. Achieve the target return within acceptable risk parameters.



Major Component Accomplishments in 2020

- Over the course of the fiscal year (FY) 2020, the APFC team worked diligently to invest and manage the Fund based on a risk verse return strategy.
- For FY2020, the Fund ended the year with a value of \$65.3 billion in assets under management. This is comprised of \$52.4 billion in the Principal of the Fund and \$12.9 billion in the Earnings Reserve Account (ERA).

- The Fund's total rate of return for the 10-year period ended June 30, 2020, was 8.29 percent, ahead of both the Passive Index (6.72 percent) and the Performance (7.83 percent) benchmark returns.
- APFC expanded its internal investment capabilities, allowing for increased transparency and equal or better investment performance at a lower cost.
- The Percent of Market Value (POMV) methodology for Fund withdrawals was established in statute (SB 26, CH16 SLA 18). The POMV rules-based structure allows for an annual draw from the Fund of 5.25 percent for FY2019-FY2021 (stepping down to 5 percent in FY2022) based on the average market value of the Fund for the first five of the preceding six fiscal years.
 - This draw is subject to annual appropriation by the Legislature and can be used for any state government service or program, including the dividend program.
 - The total POMV draw appropriated to the general fund for FY2020 was \$2.9 billion and was used for government services and the payment of dividends, representing 64 percent of total Unrestricted General Funds. The amount available for appropriation from the POMV distribution is calculated at \$3.1 billion for FY2021. The POMV revenue distribution is a significant contribution within the State's overall fiscal summary; the draw from the ERA represented 26 percent of the total revenue in FY2020.
 - The POMV is designed to create a known and manageable withdrawal structure from the Fund to provide benefits for both current and future generations of Alaskans.
- \$20.5 million was transferred to the Alaska Capital Income Account based on the investment earnings of the Amerada Hess settlement funds.
- The unexpected transition to working remotely as a result of COVID-19 provided an opportunity for APFC's Information Technology team to shine. They were prepared to outfit the corporation with the infrastructure and equipment necessary to conduct business remotely with virtually no disruption.
- As investment opportunities created by COVID-19 caused trading activity to increase exponentially in the last quarter of the year, the Finance team seamlessly supported trade settlement and reporting in a business as usual manner, all while working remotely.
- APFC Human Resource team was certified with the Society of Human Resource for a Management Veterans at Work Certificate to demonstrate our commitment to hiring talented veterans.
- APFC's passion for cultivating Alaska's global investments helps to maintain APFC's esteemed international reputation as innovative leaders in its field. During FY2020, APFC staff and the Corporation were recognized by:
 - The Sovereign Wealth Fund Institute ranked CEO Angela Rodell fourth in the world on its list of Public Investor 100 most "significant, resilient, and impactful" executives.
 - Trusted Insight named Chief Investment Officer Marcus Frampton, one of its 2019 Distinguished Chief Investment Officers, calling him "an innovative leader who generously shares knowledge and time to encourage collaboration."
 - Chief Investment Officer Magazine named Frampton to its Power 100 of 2019, which honors asset owners who have "distinguished themselves in navigating a changing, and often perilous, market landscape."
 - Chief Investment Officer Magazine selected Tom O'Day, Portfolio Manager – Fixed Income, for its NextGen award.
 - Private Equity International nominated APFC for Institutional Limited Partner of the Year in 2019 for the

third consecutive year.

- Pitchbook selected the Alaska Permanent Fund Corporation as one of the savviest sovereign wealth funds due to its increased allocation to private markets and the growing sophistication of the portfolio.

Key Component Challenges

- Ensuring that investment policies maintain the balance between the competing mandates of protecting the Fund to benefit future generations and producing income to benefit the current generations.
- Planning for and managing investment risk by incorporating the capital market assumptions and projected volatility for the Fund.
- Maintaining corporate best practices and necessary due diligence for a growing Fund and asset allocation.
- Managing funding to secure necessary staff, consulting services, and financial analysis software to prudently manage the Fund and provide an annual payout.
- Ensuring inflation proofing to avoid growth stagnation of the Principal of the Fund.
- Obtaining necessary non-fiduciary services timely to respond to investment-related needs under the restrictive State procurement process.
- Attracting and retaining qualified investment officers and professional support staff as recruiting challenges continue to grow due to the competitive advantage within the industry, including salaries, benefits and performance compensation.
- Educating the general public on the Fund's complex structure and investments.
- Preparing for and managing threats of digital disruption and cyberattacks.

Significant Changes in Results to be Delivered in FY2022

No changes in results delivered.

Statutory and Regulatory Authority

AS 37.13 Alaska Permanent Fund and Corporation
15 AAC 137.410 - 15 AAC 137.990

Contact Information
<p>Contact: Angela Rodell, Chief Executive Officer Phone: (907) 796-1500 E-mail: arodell@apfc.org</p>

APFC Operations Personal Services Information					
Authorized Positions			Personal Services Costs		
	FY2021 Management Plan	FY2022 Governor			
Full-time	58	59	Annual Salaries		9,372,413
Part-time	2	2	Premium Pay		0
Nonpermanent	2	2	Annual Benefits		4,169,366
			<i>Less 3.07% Vacancy Factor</i>		(415,779)
			Lump Sum Premium Pay		890,000
			Board Honoraria		21,000
Totals	62	63	Total Personal Services		14,037,000

Position Classification Summary					
Job Class Title	Anchorage	Fairbanks	Juneau	Others	Total
Accountant	0	0	9	0	9
Administrative Assistant	0	0	1	0	1
Administrative Officer	0	0	1	0	1
Administrative Specialist	0	0	7	0	7
Chief Financial Officer	0	0	1	0	1
Chief Investment Officer	0	0	1	0	1
Chief Op Officer	0	0	1	0	1
Compliance Officer	0	0	1	0	1
Controller	0	0	1	0	1
Develp OPS Eng	0	0	1	0	1
Director	0	0	1	0	1
Division Director	0	0	1	0	1
Executive Director, PFC	0	0	1	0	1
General Counsel	0	0	1	0	1
Human Resource Generalist	0	0	1	0	1
Information Technology Spec	0	0	3	0	3
Intern	0	0	2	0	2
Investment Associate	0	0	9	0	9
Investment Officer	0	0	18	0	18
Perm Fund Ba	0	0	1	0	1
Sr Information Technology Spec	0	0	1	0	1
Totals	0	0	63	0	63

Component Board Summary					
Board Description	Member Count	Pay Per Day	Budgeted Days	Additional Pay	Total Cost
Permanent Fund Corporation	4	400.00	12	344.64	21,000.00
Total					21,000.00

Component Detail All Funds
Department of Revenue

Component: APFC Operations (109)

Non-Formula Component

RDU: Alaska Permanent Fund Corporation (45)

	FY2020 Actuals	FY2021 Conference Committee	FY2021 Authorized	FY2021 Management Plan	FY2022 Governor	FY2021 Management Plan vs FY2022 Governor	
71000 Personal Services	10,375.7	15,602.9	12,839.4	12,839.4	14,037.0	1,197.6	9.3%
72000 Travel	433.5	700.0	700.0	700.0	800.0	100.0	14.3%
73000 Services	2,938.6	3,404.4	3,404.4	3,404.4	3,213.6	-190.8	-5.6%
74000 Commodities	306.2	336.9	336.9	336.9	201.1	-135.8	-40.3%
75000 Capital Outlay	368.3	400.0	400.0	400.0	550.0	150.0	37.5%
77000 Grants, Benefits	0.0	0.0	0.0	0.0	0.0	0.0	0.0%
78000 Miscellaneous	0.0	0.0	0.0	0.0	0.0	0.0	0.0%
Totals	14,422.3	20,444.2	17,680.7	17,680.7	18,801.7	1,121.0	6.3%
Fund Sources:							
1105 PFund Rcpt (Other)	14,422.3	20,444.2	17,680.7	17,680.7	18,801.7	1,121.0	6.3%
Unrestricted General (UGF)	0.0	0.0	0.0	0.0	0.0	0.0	0.0%
Designated General (DGF)	0.0	0.0	0.0	0.0	0.0	0.0	0.0%
Other Funds	14,422.3	20,444.2	17,680.7	17,680.7	18,801.7	1,121.0	6.3%
Federal Funds	0.0	0.0	0.0	0.0	0.0	0.0	0.0%
Positions:							
Permanent Full Time	57	58	58	58	59	1	1.7%
Permanent Part Time	2	2	2	2	2	0	0.0%
Non Permanent	2	2	2	2	2	0	0.0%

Change Record Detail - Multiple Scenarios with Descriptions
Department of Revenue

Component: APFC Operations (109)
RDU: Alaska Permanent Fund Corporation (45)

Scenario/Change Record Title	Trans Type	Totals	Personal Services	Travel	Services	Commodities	Capital Outlay	Grants, Benefits	Miscellaneous	Positions		NP
										PFT	PPT	
***** Changes From FY2021 Conference Committee To FY2021 Authorized *****												
Conference Committee												
1105 PFund Rcpt	ConfCom	20,444.2	15,602.9	700.0	3,404.4	336.9	400.0	0.0	0.0	58	2	2
		20,444.2										
Eliminate Investment Staff Performance Bonuses												
1105 PFund Rcpt	Veto	-2,763.5	-2,763.5	0.0	0.0	0.0	0.0	0.0	0.0	0	0	0
		-2,763.5										
<p>This appropriation would provide performance bonuses for certain employees of the Alaska Permanent Fund Corporation (APFC). Similar to other State agencies, the APFC received budgetary increases to support pay increases for staff, which is consistent with current State practice. This veto will uphold the long-standing State practice that employees do not receive performance bonuses.</p>												
Subtotal		17,680.7	12,839.4	700.0	3,404.4	336.9	400.0	0.0	0.0	58	2	2
***** Changes From FY2021 Management Plan To FY2022 Governor *****												
Reduce Authority Due to Operational Efficiencies												
1105 PFund Rcpt	Dec	-76.6	0.0	0.0	-76.6	0.0	0.0	0.0	0.0	0	0	0
		-76.6										
<p>The Board of Trustees approved a reduction for operational efficiencies identified during the budget development process.</p>												
Add Global Rates Analyst												
1105 PFund Rcpt	Inc	195.8	195.8	0.0	0.0	0.0	0.0	0.0	0.0	1	0	0
		195.8										
<p>A Global Rates Analyst position brings value to the Corporation by maximizing the valuation process of new opportunities within Fixed Income. The current, in-house, global rates portfolio is approximately \$1 billion. If an analyst is able to add just 0.01% of outperformance over the benchmark as a result of their analysis, they will add \$100,000 notional dollars to the portfolio.</p>												
Merit and Cost of Living Adjustment												
1105 PFund Rcpt	Inc	118.3	118.3	0.0	0.0	0.0	0.0	0.0	0.0	0	0	0
		118.3										
<p>As recruitment challenges continue to grow due to the competitive advantage within the industry it is important for the Corporation to provide merit and cost of living increases.</p> <p>The adjustment includes the net change in vacancy from FY2021 to maintain a three percent vacancy factor in FY2022.</p>												
Investment Staff Incentive Compensation Program												
1105 PFund Rcpt	Inc	890.0	890.0	0.0	0.0	0.0	0.0	0.0	0.0	0	0	0
		890.0										

Change Record Detail - Multiple Scenarios with Descriptions
Department of Revenue

Component: APFC Operations (109)
RDU: Alaska Permanent Fund Corporation (45)

Scenario/Change Record Title	Trans Type	Totals	Personal Services	Travel	Services	Commodities	Capital Outlay	Grants, Benefits	Miscellaneous	Positions		
										PFT	PPT	NP
<p>The incentive compensation program is only available for investment staff and is based on a policy approved by the Board of Trustees. According to the compensation study performed by McLagan for the Alaska Permanent Fund Corporation, most pension, endowment, and sovereign wealth funds offer some type of performance-based compensation to their investment professionals. To avoid inflating salaries in times of good performance, these programs are designed to provide one-time rewards for making high-level contributions to the Fund. An incentive compensation plan is needed in order to remain competitive with peers. Following the policy passed by the Board, the maximum distribution is estimated to be \$2.5 million. Only a portion of the total estimate is funded based on what would have been paid in FY2021.</p>												
Reduce Authority for Board Honorarium Savings												
1105 PFund Rcpt	Dec	-6.5	-6.5	0.0	0.0	0.0	0.0	0.0	0.0	0	0	0
Reduce authority based on actual number of meeting days in the prior year.												
Align APFC Operations Authority for Anticipated Travel and Equipment Needs												
	LIT	0.0	0.0	100.0	-114.2	-135.8	150.0	0.0	0.0	0	0	0
<p>The Board of Trustees approved a travel budget that included a \$100.0 increase assuming that business travel for new investment opportunities, due diligence, and industry-standard conferences will resume to pre-COVID schedules. The \$150.0 capital outlay increase is related to equipment that will be purchased to finalize the implementation of a Disaster Recovery site and the modernization of the Data Center. Services and commodities authority are reduced based on developing a budget from zero, reviewing prior year actuals, and future projections.</p>												
Totals		18,801.7	14,037.0	800.0	3,213.6	201.1	550.0	0.0	0.0	59	2	2

Line Item Detail (1676)
Department of Revenue
Travel

Component: APFC Operations (109)

Line Number	Line Name		FY2020 Actuals	FY2021 Management Plan	FY2022 Governor
2000	Travel		433.5	700.0	800.0
Object Class	Servicing Agency	Explanation	FY2020 Actuals	FY2021 Management Plan	FY2022 Governor
2000 Travel Detail Totals			433.5	700.0	800.0
2000	In-State Employee Travel	Airfare, lodging, surface transportation, reimbursable travel costs, meals and incidentals	34.3	47.6	47.5
2001	In-State Non-Employee Travel	Airfare, lodging, surface transportation, reimbursable travel costs, meals and incidentals	17.4	20.0	16.5
2002	Out of State Employee Travel	Airfare, lodging, surface transportation, reimbursable travel costs, meals and incidentals	329.3	504.4	554.5
2003	Out of State Non-Employee Travel	Airfare, lodging, surface transportation, reimbursable travel costs, meals and incidentals	18.4	45.0	31.5
2005	Moving Costs	Employee moving costs	34.1	83.0	150.0

Line Item Detail (1676)
Department of Revenue
Services

Component: APFC Operations (109)

Line Number	Line Name		FY2020 Actuals	FY2021 Management Plan	FY2022 Governor
3000	Services		2,938.6	3,404.4	3,213.6
Object Class	Servicing Agency	Explanation	FY2020 Actuals	FY2021 Management Plan	FY2022 Governor
3000 Services Detail Totals			2,938.6	3,404.4	3,213.6
3000	Education Services	Training, educational conferences, agency memberships, tuition, books and fees for work-related courses	62.1	186.0	199.6
3001	Financial Services	Auditing, custody, investment management, fiduciary advice, performance measurement	235.0	185.0	257.0
3002	Legal and Judicial Services	Transcription services	32.7	38.0	35.0
3003	Information Technology	IT training, consulting, software licensing, software maintenance, and IT equipment leases	1,540.1	1,680.5	1,117.5
3004	Telecommunications	Local, long distance, cellular, television, data/network telecommunications equipment charges	44.0	82.0	73.0
3006	Delivery Services	Freight, courier services, and postage	2.2	2.5	2.5
3007	Advertising and Promotions	Recruitment notices	48.3	79.7	75.7
3009	Structure/Infrastructure/Land	Infrastructure maintenance and repairs, rentals, and leases	513.1	513.2	516.0
3010	Equipment/Machinery	Office furniture and equipment repairs, maintenance, rentals and leases	68.7	77.5	141.1
3011	Other Services	Professional management and consulting services; printing and copying services	279.7	316.0	516.3
3021	Inter-Agency Mail	Admin - Department-wide Central mailroom services including	3.0	4.3	4.5

Line Item Detail (1676)
Department of Revenue
Services

Component: APFC Operations (109)

Object Class		Servicing Agency	Explanation	FY2020 Actuals	FY2021 Management Plan	FY2022 Governor
3000 Services Detail Totals				2,938.6	3,404.4	3,213.6
			pickup and delivery of mail, postage, and mailing of state warrants			
3022	Inter-Agency Human Resources	Admin - Department-wide	Human resource and payroll services provided by the Division of Personnel	42.6	42.6	0.0
3024	Inter-Agency Legal	Law - Department-wide	Legal services provided by the Department of Law	36.2	100.0	175.0
3026	Inter-Agency Insurance	Admin - Department-wide	Risk Management	2.5	3.3	3.4
3027	Inter-Agency Financial	Admin - Department-wide	Division of Finance chargeback for IRIS FIN, HRM, and ALDER	0.9	0.9	1.0
3028	Inter-Agency Americans with Disabilities Act Compliance	Admin - Department-wide	ADA compliance	0.5	0.5	0.5
3038	Inter-Agency Management/Consulting	Rev - Administrative Services (125)	Support services provided by the Administrative Services Division, including IT, fiscal, budget, contract management, procurement, and legislative support	21.5	32.1	33.0
3038	Inter-Agency Management/Consulting	Rev - Commissioner's Office (123)	Support services provided by the Commissioner's Office	5.5	60.3	62.5

Line Item Detail (1676)
Department of Revenue
Commodities

Component: APFC Operations (109)

Line Number	Line Name		FY2020 Actuals	FY2021 Management Plan	FY2022 Governor
4000	Commodities		306.2	336.9	201.1
Object Class	Servicing Agency	Explanation	FY2020 Actuals	FY2021 Management Plan	FY2022 Governor
		4000 Commodities Detail Totals	306.2	336.9	201.1
4000	Business	Business supplies including book and educational equipment and furniture; office supplies; desktop computers, printers and IT equipment less than \$5,000 per item; and subscriptions including electronic access to information	306.2	336.9	201.1

Line Item Detail (1676)
Department of Revenue
Capital Outlay

Component: APFC Operations (109)

Line Number	Line Name		FY2020 Actuals	FY2021 Management Plan	FY2022 Governor
5000	Capital Outlay		368.3	400.0	550.0
Object Class	Servicing Agency	Explanation	FY2020 Actuals	FY2021 Management Plan	FY2022 Governor
5000 Capital Outlay Detail Totals			368.3	400.0	550.0
5004	Equipment	IT Equipment > \$5,000: servers and other network equipment, firewall and remote access equipment, tape backup devices and general office equipment/furniture > \$5,000	368.3	400.0	550.0

Revenue Detail (1681)
Department of Revenue

Component: APFC Operations (109)

Revenue Type (OMB Fund Code) Revenue Source	Component	Comment	FY2020 Actuals	FY2021 Management Plan	FY2022 Governor
5105 PFund Rcpt (1105 PFund Rcpt)			14,422.3	17,680.7	18,801.7
5414 Alaska Permanent Fund Corporation Receipts		AS 37.13.150 Corporation Budget	14,422.3	17,680.7	18,801.7

Inter-Agency Services (1682)
Department of Revenue

Component: APFC Operations (109)

				FY2020 Actuals	FY2021 Management Plan	FY2022 Governor
Component Totals				112.7	244.0	279.9
With Department of Administration				49.5	51.6	9.4
With Department of Law				36.2	100.0	175.0
With Department of Revenue				27.0	92.4	95.5
Object Class	Servicing Agency	Explanation		FY2020 Actuals	FY2021 Management Plan	FY2022 Governor
3021	Inter-Agency Mail	Admin - Department-wide	Central mailroom services including pickup and delivery of mail, postage, and mailing of state warrants	3.0	4.3	4.5
3022	Inter-Agency Human Resources	Admin - Department-wide	Human resource and payroll services provided by the Division of Personnel	42.6	42.6	0.0
3024	Inter-Agency Legal	Law - Department-wide	Legal services provided by the Department of Law	36.2	100.0	175.0
3026	Inter-Agency Insurance	Admin - Department-wide	Risk Management	2.5	3.3	3.4
3027	Inter-Agency Financial	Admin - Department-wide	Division of Finance chargeback for IRIS FIN, HRM, and ALDER	0.9	0.9	1.0
3028	Inter-Agency Americans with Disabilities Act Compliance	Admin - Department-wide	ADA compliance	0.5	0.5	0.5
3038	Inter-Agency Management/Consulting	Rev - Administrative Services (125)	Support services provided by the Administrative Services Division, including IT, fiscal, budget, contract management, procurement, and legislative support	21.5	32.1	33.0
3038	Inter-Agency Management/Consulting	Rev - Commissioner's Office (123)	Support services provided by the Commissioner's Office	5.5	60.3	62.5

Personal Services Expenditure Detail
Department of Revenue

Scenario: FY2022 Governor (17280)
Component: APFC Operations (109)
RDU: Alaska Permanent Fund Corporation (45)

PCN	Job Class Title	Time Status	Retire Code	Barg Unit	Location	Salary Sched	Range / Step	Comp Months	Split / Count	Annual Salaries	COLA	Premium Pay	Annual Benefits	Total Costs	UGF Amount
04-#003	Investment Associate	FT	A	XE	Juneau	N05	20A /	12.0		131,950	0	0	63,853	195,803	0
04-001X	Executive Director, PFC	FT	A	XE	Juneau	N05	30 /	12.0		395,596	0	0	138,602	534,198	0
04-002X	Administrative Officer	FT	A	XE	Juneau	N05	18 /	12.0		122,098	0	0	60,480	182,578	0
04-003X	Controller	FT	A	XE	Juneau	N05	24 /	12.0		122,348	0	0	60,566	182,914	0
04-004X	Investment Officer	FT	A	XE	Juneau	N05	25 /	12.0		283,931	0	0	107,225	391,156	0
04-005X	Information Technology Spec	FT	A	XE	Juneau	N05	20 /	12.0		56,386	0	0	37,987	94,373	0
04-007X	Investment Officer	FT	A	XE	Juneau	N05	25 /	12.0		202,141	0	0	84,242	286,383	0
04-008X	Chief Investment Officer	FT	A	XE	Juneau	N05	30 /	12.0		379,812	0	0	134,167	513,979	0
04-009X	Director	FT	A	XE	Juneau	N05	24 /	12.0		244,165	0	0	96,050	340,215	0
04-010X	Chief Financial Officer	FT	A	XE	Juneau	N05	30 /	12.0		244,741	0	0	96,212	340,953	0
04-011X	Investment Officer	FT	A	XE	Juneau	N05	25 /	12.0		299,464	0	0	111,589	411,053	0
04-012X	Administrative Assistant	FT	A	XE	Juneau	N05	13 /	12.0		59,831	0	0	39,166	98,997	0
04-013X	Administrative Specialist	FT	A	XE	Juneau	N05	14 /	12.0		68,513	0	0	42,138	110,651	0
04-014X	Investment Associate	FT	A	XE	Juneau	N05	20 /	12.0		151,413	0	0	69,987	221,400	0
04-015X	Accountant	FT	A	XE	Juneau	N05	18 /	12.0		69,154	0	0	42,358	111,512	0
04-016X	Accountant	FT	A	XE	Juneau	N05	18 /	12.0		74,473	0	0	44,178	118,651	0
04-017X	Administrative Specialist	FT	A	XE	Juneau	N05	16 /	12.0		145,934	0	0	68,447	214,381	0
04-018X	Investment Officer	FT	A	XE	Juneau	N05	25 /	12.0		193,417	0	0	81,790	275,207	0
04-019X	Investment Officer	FT	A	XE	Juneau	N05	25 /	12.0		349,432	0	0	125,630	475,062	0
04-022X	Information Technology Spec	FT	A	XE	Juneau	N05	20 /	12.0		125,008	0	0	61,477	186,485	0
04-023X	Administrative Specialist	FT	A	XE	Juneau	N05	18 /	12.0		61,200	0	0	39,635	100,835	0
04-046X	Investment Officer	FT	A	XE	Juneau	N05	25 /	12.0		274,240	0	0	104,501	378,741	0
04-084X	Chief Op Officer	FT	A	XE	Juneau	N05	24 /	12.0		181,416	0	0	78,418	259,834	0
04-097X	Accountant	FT	A	XE	Juneau	N05	22 /	12.0		111,710	0	0	56,925	168,635	0
04-103X	Investment Officer	FT	A	XE	Juneau	N05	25 /	12.0		182,054	0	0	78,597	260,651	0
04-104X	Sr Information Technology Spec	FT	A	XE	Juneau	N05	21 /	12.0		173,282	0	0	76,132	249,414	0
04-225X	Accountant	FT	A	XE	Juneau	N05	17 /	12.0		104,922	0	0	54,601	159,523	0
04-226X	Division Director	FT	A	XE	Juneau	N05	27 /	12.0		136,977	0	0	65,574	202,551	0
04-227X	Investment Officer	FT	A	XE	Juneau	N05	25 /	12.0		326,713	0	0	119,246	445,959	0
04-228X	Accountant	FT	A	XE	Juneau	N05	20 /	12.0		63,834	0	0	40,537	104,371	0
04-229X	Investment Associate	FT	A	XE	Juneau	N05	20 /	12.0		93,673	0	0	50,751	144,424	0
04-N23X	Intern	NP	N	XE	Juneau	N05	0 /	6.0		21,315	0	0	2,114	23,429	0
04-N24X	Intern	NP	N	XE	Juneau	N05	0	3.0		10,658	0	0	1,057	11,715	0
04-X007	Accountant	FT	A	XE	Juneau	N05	22 /	12.0		129,807	0	0	63,119	192,926	0
04-X009	Investment Officer	FT	A	XE	Juneau	N05	25 /	12.0		301,824	0	0	112,252	414,076	0
04-X011	Accountant	FT	A	XE	Juneau	N05	20 /	12.0		74,144	0	0	44,066	118,210	0

Note: If a position is split, an asterisk (*) will appear in the Split/Count column. If the split position is also counted in the component, two asterisks (**) will appear in this column. [No valid job title] appearing in the Job Class Title indicates that the PCN has an invalid class code or invalid range for the class code effective date of this scenario.

Personal Services Expenditure Detail
Department of Revenue

Scenario: FY2022 Governor (17280)
Component: APFC Operations (109)
RDU: Alaska Permanent Fund Corporation (45)

PCN	Job Class Title	Time Status	Retire Code	Barg Unit	Location	Salary Sched	Range / Step	Comp Months	Split / Count	Annual Salaries	COLA	Premium Pay	Annual Benefits	Total Costs	UGF Amount
04-X022	General Counsel	FT	A	XE	Juneau	N05	25 /	12.0		249,434	0	0	97,531	346,965	0
04-X027	Investment Officer	FT	A	XE	Juneau	N05	25 /	12.0		212,503	0	0	87,153	299,656	0
04-X028	Accountant	FT	A	XE	Juneau	N05	18 /	12.0		51,866	0	0	36,440	88,306	0
04-X029	Investment Officer	FT	A	XE	Juneau	N05	25 /	12.0		223,187	0	0	90,155	313,342	0
04-X070	Investment Associate	FT	A	XE	Juneau	N05	20 /	12.0		74,473	0	0	44,178	118,651	0
04-X071	Investment Officer	FT	A	XE	Juneau	N05	25 /	12.0		219,431	0	0	89,100	308,531	0
04-X072	Investment Officer	FT	A	XE	Juneau	N05	25 /	12.0		216,534	0	0	88,286	304,820	0
04-X073	Administrative Specialist	FT	A	XE	Juneau	N05	16 /	12.0		65,962	0	0	41,265	107,227	0
04-X077	Investment Officer	FT	A	XE	Juneau	N05	25 /	12.0		170,102	0	0	75,239	245,341	0
04-X078	Investment Officer	FT	A	XE	Juneau	N05	25 /	12.0		179,070	0	0	77,759	256,829	0
04-X079	Investment Associate	FT	A	XE	Juneau	N05	20 /	12.0		132,987	0	0	64,208	197,195	0
04-X080	Investment Associate	FT	A	XE	Juneau	N05	20 /	12.0		74,473	0	0	44,178	118,651	0
04-X081	Investment Associate	FT	A	XE	Juneau	N05	20 /	12.0		127,668	0	0	62,387	190,055	0
04-X082	Information Technology Spec	FT	A	XE	Juneau	N05	20 /	12.0		60,270	0	0	39,317	99,587	0
04-X087	Administrative Specialist	PT	A	XE	Juneau	N05	16 /	12.0		30,874	0	0	19,911	50,785	0
04-X088	Administrative Specialist	PT	A	XE	Juneau	N05	16 /	12.0		36,487	0	0	21,833	58,320	0
04-X093	Administrative Specialist	FT	A	XE	Juneau	N05	18 /	12.0		59,993	0	0	39,222	99,215	0
04-X094	Compliance Officer	FT	A	XE	Juneau	N05	21 /	12.0		86,069	0	0	48,148	134,217	0
04-X095	Accountant	FT	A	XE	Juneau	N05	22 /	12.0		82,052	0	0	46,773	128,825	0
04-X096	Human Resource Generalist	FT	A	XE	Juneau	N05	16 /	12.0		71,229	0	0	43,068	114,297	0
04-X097	Investment Officer	FT	A	XE	Juneau	N05	25 /	12.0		162,777	0	0	73,180	235,957	0
04-X098	Investment Officer	FT	A	XE	Juneau	N05	25 /	12.0		189,907	0	0	80,804	270,711	0
04-X099	Investment Associate	FT	A	XE	Juneau	N05	21 /	12.0		119,370	0	0	59,547	178,917	0
04-X100	Investment Associate	FT	A	XE	Juneau	N05	21 /	12.0		118,200	0	0	59,146	177,346	0
04-X101	Develp OPS Eng	FT	A	XE	Juneau	N05	21 /	12.0		81,389	0	0	46,546	127,935	0
04-X102	Perm Fund Ba	FT	A	XE	Juneau	N05	21 /	12.0		122,348	0	0	60,566	182,914	0
04-X105	Investment Officer	FT	A	XE	Juneau	N05	25 /	12.0		186,182	0	0	79,757	265,939	0

Note: If a position is split, an asterisk (*) will appear in the Split/Count column. If the split position is also counted in the component, two asterisks (**) will appear in this column. [No valid job title] appearing in the Job Class Title indicates that the PCN has an invalid class code or invalid range for the class code effective date of this scenario.

Personal Services Expenditure Detail
Department of Revenue

Scenario: FY2022 Governor (17280)
Component: APFC Operations (109)
RDU: Alaska Permanent Fund Corporation (45)

PCN	Job Class Title	Time Status	Retire Code	Barg Unit	Location	Salary Sched	Range / Step	Comp Months	Split / Count	Annual Salaries	COLA	Premium Pay	Annual Benefits	Total Costs	UGF Amount
		Total Positions	New	Deleted										Total Salary Costs:	9,372,413
														Total COLA:	0
														Total Premium Pay:	0
														Total Benefits:	4,169,366
	Full Time Positions:	59	1	0											
	Part Time Positions:	2	0	0											
	Non Permanent Positions:	2	0	0											
	Positions in Component:	63	1	0											
	Total Component Months:	741.0													
														Total Pre-Vacancy:	13,541,779
														Minus Vacancy Adjustment of 3.07%:	(415,779)
														Total Post-Vacancy:	13,126,000
														Plus Lump Sum Premium Pay:	890,000
														Plus Board Honoraria Pay:	21,000
														Personal Services Line 100:	14,037,000

PCN Funding Sources:	Pre-Vacancy	Post-Vacancy	Percent
1105 Alaska Permanent Fund Corporation Receipts	13,541,779	13,126,000	100.00%
Total PCN Funding:	13,541,779	13,126,000	100.00%

Lump Sum Funding Sources:	Amount	Percent
1105 Alaska Permanent Fund Corporation Receipts	890,000	100.00%
Total Lump Sum Funding:	890,000	100.00%

Note: If a position is split, an asterisk (*) will appear in the Split/Count column. If the split position is also counted in the component, two asterisks (**) will appear in this column. [No valid job title] appearing in the Job Class Title indicates that the PCN has an invalid class code or invalid range for the class code effective date of this scenario.

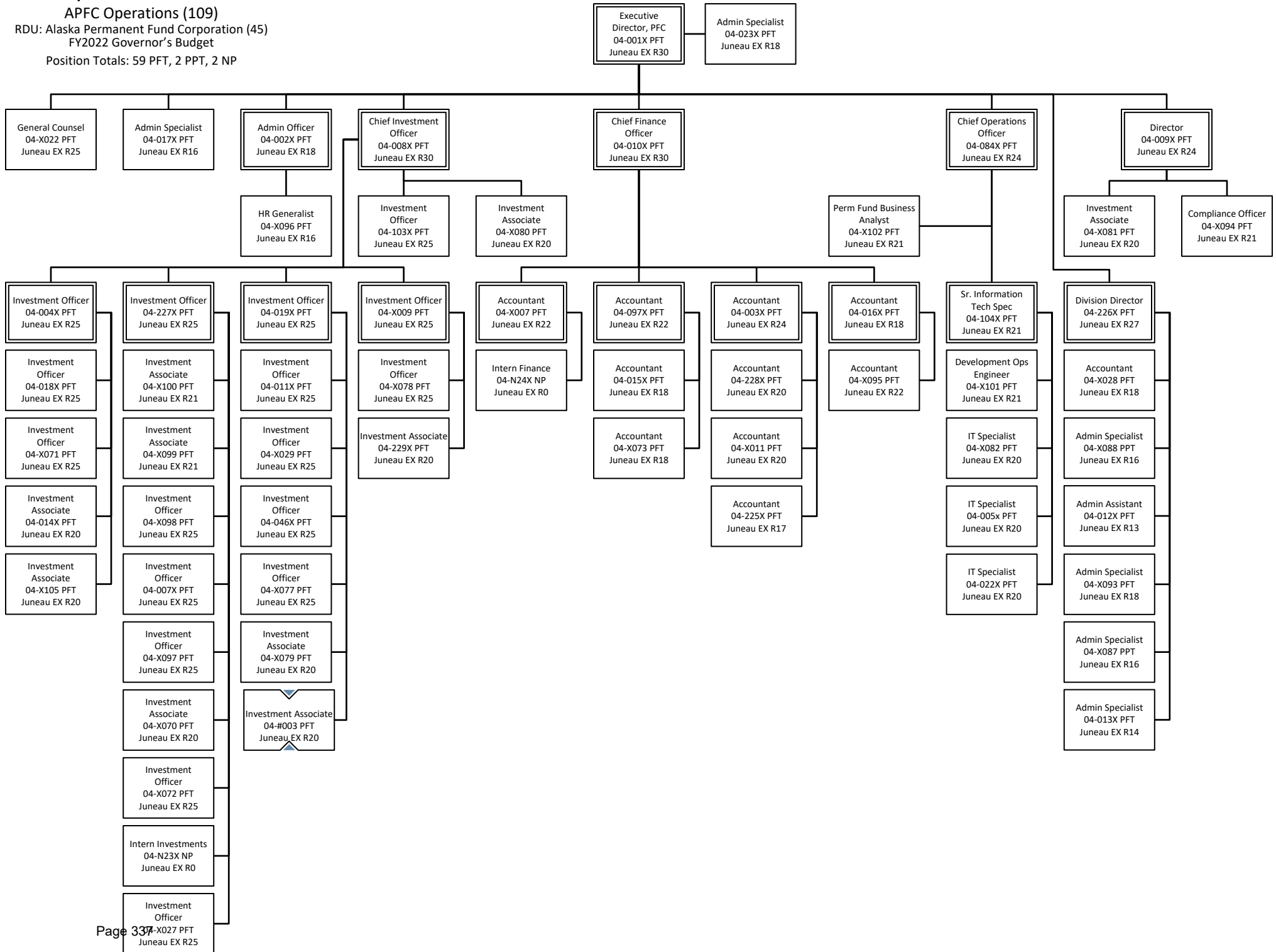
Department of Revenue

APFC Operations (109)

RDU: Alaska Permanent Fund Corporation (45)

FY2022 Governor's Budget

Position Totals: 59 PFT, 2 PPT, 2 NP



State of Alaska
FY2022 Governor's Operating Budget

Department of Revenue
APFC Investment Management Fees
Component Budget Summary

Component: APFC Investment Management Fees

Contribution to Department's Mission

See Alaska Permanent Fund Corporation Component Narrative Report.

Core Services

- See Alaska Permanent Fund Corporation Component Narrative Report.

Major Component Accomplishments in 2020

See Alaska Permanent Fund Corporation Component Narrative Report.

Key Component Challenges

See Alaska Permanent Fund Corporation Component Narrative Report.

Significant Changes in Results to be Delivered in FY2022

See Alaska Permanent Fund Corporation Component Narrative Report.

Statutory and Regulatory Authority

AS 37.13 Alaska Permanent Fund and Corporation

Contact Information

Contact: Angela Rodell, Executive Director
Phone: (907) 796-1500
E-mail: arodell@apfc.org

Component Detail All Funds
Department of Revenue

Component: APFC Investment Management Fees (2310)
RDU: Alaska Permanent Fund Corporation (45)

Non-Formula Component

	FY2020 Actuals	FY2021 Conference Committee	FY2021 Authorized	FY2021 Management Plan	FY2022 Governor	FY2021 Management Plan vs FY2022 Governor	
71000 Personal Services	0.0	0.0	0.0	0.0	0.0	0.0	0.0%
72000 Travel	0.0	0.0	0.0	0.0	0.0	0.0	0.0%
73000 Services	105,337.4	129,400.6	129,400.6	129,400.6	133,039.1	3,638.5	2.8%
74000 Commodities	0.0	0.0	0.0	0.0	0.0	0.0	0.0%
75000 Capital Outlay	0.0	0.0	0.0	0.0	0.0	0.0	0.0%
77000 Grants, Benefits	0.0	0.0	0.0	0.0	0.0	0.0	0.0%
78000 Miscellaneous	0.0	0.0	0.0	0.0	0.0	0.0	0.0%
Totals	105,337.4	129,400.6	129,400.6	129,400.6	133,039.1	3,638.5	2.8%
Fund Sources:							
1105 PFund Rcpt (Other)	105,337.4	129,400.6	129,400.6	129,400.6	133,039.1	3,638.5	2.8%
Unrestricted General (UGF)	0.0	0.0	0.0	0.0	0.0	0.0	0.0%
Designated General (DGF)	0.0	0.0	0.0	0.0	0.0	0.0	0.0%
Other Funds	105,337.4	129,400.6	129,400.6	129,400.6	133,039.1	3,638.5	2.8%
Federal Funds	0.0	0.0	0.0	0.0	0.0	0.0	0.0%
Positions:							
Permanent Full Time	0	0	0	0	0	0	0.0%
Permanent Part Time	0	0	0	0	0	0	0.0%
Non Permanent	0	0	0	0	0	0	0.0%

Change Record Detail - Multiple Scenarios with Descriptions
Department of Revenue

Component: APFC Investment Management Fees (2310)
RDU: Alaska Permanent Fund Corporation (45)

Scenario/Change Record Title	Trans Type	Totals	Personal Services	Travel	Services	Commodities	Capital Outlay	Grants, Benefits	Miscellaneous	Positions		NP
										PFT	PPT	
***** Changes From FY2021 Conference Committee To FY2021 Authorized *****												
Conference Committee												
1105 PFund Rcpt	ConfCom	129,400.6	0.0	0.0	129,400.6	0.0	0.0	0.0	0.0	0	0	0
		129,400.6										
	Subtotal	129,400.6	0.0	0.0	129,400.6	0.0	0.0	0.0	0.0	0	0	0
***** Changes From FY2021 Management Plan To FY2022 Governor *****												
Forecasted Investment Management Fees and Supporting Investment Systems												
1105 PFund Rcpt	Inc	3,638.5	0.0	0.0	3,638.5	0.0	0.0	0.0	0.0	0	0	0
		3,638.5										
	Totals	133,039.1	0.0	0.0	133,039.1	0.0	0.0	0.0	0.0	0	0	0

This is primarily attributed to external managers' fees, which are calculated as a percent of assets under management. The remaining portion of the increase is associated with the need to implement a Public Equities Portfolio Risk system and a Private Assets Analytics system. Alaska Permanent Fund Corporation's Investment and Risk departments will benefit greatly from the additional portfolio analytical capabilities that these resources will provide.

Line Item Detail (1676)
Department of Revenue
Services

Component: APFC Investment Management Fees (2310)

Line Number	Line Name		FY2020 Actuals	FY2021 Management Plan	FY2022 Governor
3000	Services		105,337.4	129,400.6	133,039.1
Object Class	Servicing Agency	Explanation	FY2020 Actuals	FY2021 Management Plan	FY2022 Governor
3000 Services Detail Totals			105,337.4	129,400.6	133,039.1
3001	Financial Services	Investment management fees	99,268.3	120,794.2	123,203.2
3002	Legal and Judicial Services	Investment-specific legal services	1,203.8	2,240.0	2,105.0
3003	Information Technology	IT training, consulting, software licensing, software maintenance, and IT equipment leases	4,865.3	6,366.4	7,730.9

Revenue Detail (1681)
Department of Revenue

Component: APFC Investment Management Fees (2310)

Revenue Type (OMB Fund Code)				FY2021	
Revenue Source	Component	Comment	FY2020 Actuals	Management Plan	FY2022 Governor
5105 PFund Rcpt (1105 PFund Rcpt)			105,337.4	129,400.6	133,039.1
5414 Alaska Permanent Fund Corporation Receipts		AS 37.13.150 Corporation Budget	105,337.4	129,400.6	133,039.1