

State of Alaska FY2023 Governor's Operating Budget

Department of Administration Finance Component Budget Summary

Component: Finance

Contribution to Department's Mission

The mission of the Division of Finance is to provide accounting, payroll, and travel services for state government.

Results

(Additional performance information is available on the web at <https://omb.alaska.gov/results>.)

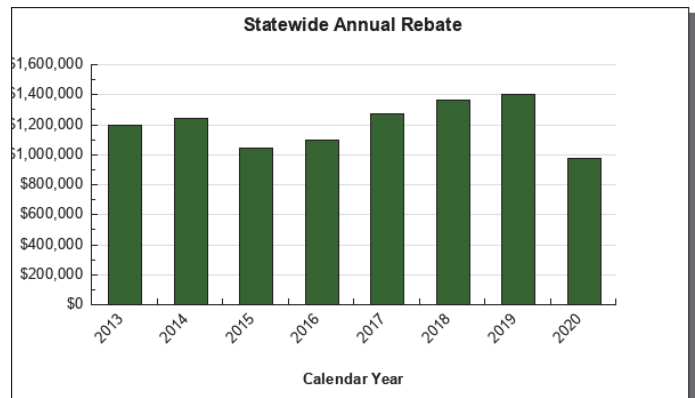
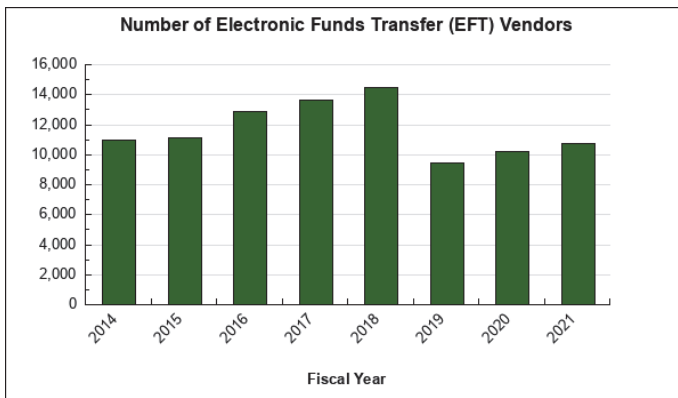
Core Services

- General ledger accounting including budgets and vendor payments for all three branches of State government.
- Electronic commerce services including electronic vendor payments and the One Card Alaska charge card payment program.
- Comprehensive Annual Financial Report and other statewide reporting responsibilities, including oversight of single audit requirements.
- User documentation and information technology to support administrative systems.

Measures by Core Service

(Additional performance information is available on the web at <https://omb.alaska.gov/results>.)

1. **General ledger accounting including budgets and vendor payments for all three branches of State government.**
2. **Electronic commerce services including electronic vendor payments and the One Card Alaska charge card payment program.**



3. **Comprehensive Annual Financial Report and other statewide reporting responsibilities, including oversight of single audit requirements.**



4. User documentation and information technology to support administrative systems.

Major Component Accomplishments in 2021

- Republished and ensured accuracy of the State's Checkbook Online
- Successfully completed the Build phase of the IRIS upgrade project-- this included the testing of increased functionality, ALDER data conversion, and custom modification testing
- Relocated and combined DOP&LR Payroll Services with the Division of Finance
- Successfully sorted and purged unnecessary paper documents from the Payroll Services section
- Accounting Services staff worked with the division's ALDER contractor to improve accuracy and simplify the reports used for the Annual Comprehensive Financial Report; this will result in the need for less manual manipulation of reports and will lead to a more-timely publication of the ACFR and fewer audit findings
- Reduced turnover in the Accounting Services section
- Successfully tested Robotic Process Automation for timekeeping
- Converted the ALDER database to Oracle Exadata and a virtualized platform replacing failing servers and antiquated technology

Key Component Challenges

IRIS Upgrade – The division is undergoing an upgrade to IRIS to the newest version of GCI Advantage® 4.0, is scheduled for completion in February 2022. IRIS is the State of Alaska (SOA) system for accounting, financial, procurement, payroll, and human resource management. The SOA has been operating on an outdated, unsupported version of IRIS since December 2019. The 4.0 upgrade offers enhanced functionality, improved user interface, and updated technology stack.

Organizational Change Management – The division does not have professional change management staff that have experience training and encouraging adoption of a significant upgrade such as IRIS 4.0. Getting state agencies to adjust to the changes with the upgrade remains a challenge.

Retirements –The division is expecting several key team members with substantial institutional knowledge to retire and has struggled to recruit employees with the technical skills and accounting knowledge to replace them.

COVID-19 – The pandemic continues to be a challenge. Flexibility remains necessary and remote work creates challenges when collaboration is necessary.

Accounting Compliance and Reporting Requirements – The past few years have been increasingly difficult for the limited resources available to state accounting and finance staff. The ever-increasing technical complexity and rapid pace of changing accounting standards has stretched resources precariously thin. Changes include an overhaul of the pension standards and postemployment benefit plans followed by changes related to leases and fiduciary reporting.

Training and Documentation – The IRIS administrative system and the Alaska Data Enterprise Reporting (ALDER) data warehouse require ongoing workforce training. An emphasis on developing computer-based training is part of a cost-reduction strategy to limit the number of trainer-led sessions but also make training more accessible in a telework environment. Maintaining current training and system documentation is a continuous effort.

Employee Recruitment and Retention Within Payroll Services – High vacancy rates within the Payroll Services Section is leading to excessive overtime and high turnover. This is creating a problematic knowledge loss and training challenges within the section.

Inherited Customized Payroll Processes – The Payroll Services Section has previously allowed state agencies to utilize their own custom processes for timekeeping. These nontraditional processes create delay and cause accuracy issues. The division is working to implement broad Employee Self Service timekeeping and technology solutions when required.

Significant Changes in Results to be Delivered in FY2023

IRIS Upgrade – An update of IRIS is currently in process. This continued throughout FY2021 and will conclude in the second half of FY2022. The upgrade is essential to ensure the IRIS system continues to function effectively, utilizes new features that improve productivity, resolves known issues and defects in the software, and to ensure the version continues to be supported. This change means an improved user interface, new functionality, updated technology stack for IRIS and can be updated on a quarterly basis without the need for system disrupting upgrades.

Payroll Services Integration – In FY2022 the Payroll Services section of the Division of Personnel and Labor Relations was relocated and combined with the Division of Finance. DOF is now the only division responsible for the State's timekeeping services.

Statutory and Regulatory Authority

AK Statute	Description
09.35.330	Satisfaction of judgment when judgment debtor is creditor of state or political subdivision
11.56.210	Unsworn falsification on certifying officer affidavits for systems
11.56.860	Misuse of confidential information
14.40.170	Duties and powers of Board of Regents
14.40.290	Property and funds generally
14.40.400	Fund for money from sale or lease of land granted by Act of Congress
14.43.325	Payments to the memorial scholarship revolving loan fund
22.05.140	Judicial pay distribution restriction chief justice
22.07.090	Judicial pay distribution restriction court of appeals judges
22.10.190	Judicial pay distribution restriction superior court judges
22.15.220	Judicial pay distribution restriction supreme court judges
23.30.175	Computation for Workers' Compensation
23.30.220	Determination of spendable weekly wage for Workers' Compensation
23.40	Labor organizations
34.45.320	Payment or delivery of abandoned property
37.05	Fiscal Procedures Act
37.10.010	Disbursements
37.10.030	Responsibility of officer or employee approving or certifying voucher
37.10.050	Charges for state services; collection, accounting, and deposit of state money
37.10.088	Department of Administration authorized to make advances to the University
37.15.012	Continuing debt service appropriation
37.15.170	State bond committee to certify annual principal, interest, and reserve requirements
37.25.010	Unexpended balances of one-year appropriations
37.25.020	Unexpended balances of appropriations for capital projects
37.25.050-.058	Methods of disbursement
39.20	Compensation, allowances, and leave (includes travel regulations)
39.25	State personnel act - availability, confidentiality, and retention of employee information
39.27	Pay plan for state employees
39.30	Insurance and supplemental employee benefits
39.35.680	Definition of compensation for retirement system
39.40	U.S. savings bonds purchase plan
39.45	Public employees' deferred compensation plan
43.05.170	Payment and negotiability of warrants
44.17.010	Delegation of functions
44.17.030	Adoption of regulations
44.21.020	Duties of department (2) keep general accounts, (3) approve vouchers and disburse funds for all purposes
44.21.040	Records or accounts of claims and warrants
44.62	Administrative procedure act
44.77	Claims against the state
2 AAC	Administration
2 AAC 45	Grant administration

Federal Requirements

CARES Act

Affordable Care Act

American Recovery and Reinvestment Act

Internal Revenue Code

Federal Funding Accountability and Transparency Act

Federal Insurance Contributions Act

Fair Labor Standards Act

Federal Unemployment Tax Act

Family and Medical Leave Act

Federal Child Support Regulations

Federal Maritime Act

Cash Management Improvement Act

Freedom of Information Act

North American Free Trade Agreement (NAFTA)

U.S. Office of Foreign Asset Control Sanctions

2 CFR, Part 200, Uniform Administrative Requirements, Cost Principles and Audit Requirements for Federal Awards.

Contact Information
<p>Contact: Hans Zigmund, Division Director Phone: (907) 465-3435 E-mail: hans.zigmund@alaska.gov</p>

Finance Personal Services Information				
Authorized Positions			Personal Services Costs	
	FY2022 Management Plan	FY2023 Governor		
Full-time	123	126	Annual Salaries	8,980,543
Part-time	1	1	COLA	11,975
Nonpermanent	0	0	Premium Pay	51,600
			Annual Benefits	5,858,643
			<i>Less 6.84% Vacancy Factor</i>	(1,018,961)
			Lump Sum Premium Pay	0
Totals	124	127	Total Personal Services	13,883,800

Position Classification Summary					
Job Class Title	Anchorage	Fairbanks	Juneau	Others	Total
Accountant 3	0	0	3	0	3
Accountant 4	0	0	8	0	8
Accountant 5	0	0	3	0	3
Accounting Technician 1	0	0	1	0	1
Accounting Technician 2	0	0	1	0	1
Accounting Technician 3	0	0	1	1	2
Administrative Assistant 2	0	0	1	0	1
Administrative Officer 2	0	0	1	0	1
Analyst/Programmer 2	1	0	0	0	1
Analyst/Programmer 3	0	0	1	0	1
Analyst/Programmer 4	0	0	1	0	1
Analyst/Programmer 5	0	0	2	0	2
Audit & Review Analyst 3	0	0	1	0	1
Business Analyst 2	0	0	8	0	8
Business Analyst III	0	0	1	0	1
Data Processing Manager 3	0	0	0	1	1
Database Specialist 2	0	0	1	0	1
Division Director - Px	0	0	1	0	1
Division Operations Manager	1	0	1	0	2
Human Resource Technician 1	0	0	5	0	5
Human Resource Technician 2	9	0	36	0	45
Human Resource Technician 3	2	0	10	0	12
Office Assistant 2	1	0	7	0	8
Payroll Services Supervisor	1	0	4	0	5
Payroll Specialist 1	0	0	1	0	1
Payroll Specialist 2	0	0	3	0	3
Payroll Specialist 3	0	0	1	0	1
Pr Svc Asst Mgr	0	0	2	0	2
Program Coordinator 2	0	0	1	0	1
Publications Specialist 3	0	0	1	0	1
State Accountant	0	0	3	0	3
Totals	15	0	110	2	127

Component Detail All Funds
Department of Administration

Component: Finance (59)
RDU: Centralized Administrative Services (13)

Non-Formula Component

	FY2021 Actuals	FY2022 Conference Committee	FY2022 Authorized	FY2022 Management Plan	FY2023 Governor	FY2022 Management Plan vs FY2023 Governor	
71000 Personal Services	6,322.9	6,746.3	6,746.3	13,678.2	13,883.8	205.6	1.5%
72000 Travel	1.1	13.5	13.5	13.5	20.5	7.0	51.9%
73000 Services	7,155.6	4,768.4	4,768.4	5,626.4	8,342.4	2,716.0	48.3%
74000 Commodities	12.6	45.0	45.0	45.0	53.0	8.0	17.8%
75000 Capital Outlay	0.0	0.0	0.0	0.0	0.0	0.0	0.0%
77000 Grants, Benefits	0.0	0.0	0.0	0.0	0.0	0.0	0.0%
78000 Miscellaneous	0.0	0.0	0.0	0.0	0.0	0.0	0.0%
Totals	13,492.2	11,573.2	11,573.2	19,363.1	22,299.7	2,936.6	15.2%
Fund Sources:							
1004 Gen Fund (UGF)	6,269.8	5,451.7	5,451.7	6,006.3	5,646.1	-360.2	-6.0%
1005 GF/Prgm (DGF)	639.1	1,406.3	1,406.3	1,406.3	1,373.3	-33.0	-2.3%
1007 I/A Rcpts (Other)	4,242.7	4,223.0	4,223.0	11,458.3	14,801.8	3,343.5	29.2%
1061 CIP Rcpts (Other)	2,340.6	492.2	492.2	492.2	478.5	-13.7	-2.8%
Unrestricted General (UGF)	6,269.8	5,451.7	5,451.7	6,006.3	5,646.1	-360.2	-6.0%
Designated General (DGF)	639.1	1,406.3	1,406.3	1,406.3	1,373.3	-33.0	-2.3%
Other Funds	6,583.3	4,715.2	4,715.2	11,950.5	15,280.3	3,329.8	27.9%
Federal Funds	0.0	0.0	0.0	0.0	0.0	0.0	0.0%
Positions:							
Permanent Full Time	49	49	49	123	126	3	2.4%
Permanent Part Time	0	0	0	1	1	0	0.0%
Non Permanent	0	0	0	0	0	0	0.0%

Change Record Detail - Multiple Scenarios with Descriptions
Department of Administration

Component: Finance (59)
RDU: Centralized Administrative Services (13)

Scenario/Change Record Title	Trans Type	Totals	Personal Services	Travel	Services	Commodities	Capital Outlay	Grants, Benefits	Miscellaneous	Positions		NP
										PFT	PPT	
***** Changes From FY2022 Conference Committee To FY2022 Authorized *****												
FY2022 Conference Committee												
	ConfCom	11,573.2	6,746.3	13.5	4,768.4	45.0	0.0	0.0	0.0	49	0	0
1004 Gen Fund		5,451.7										
1005 GF/Prgm		1,406.3										
1007 I/A Rcpts		4,223.0										
1061 CIP Rcpts		492.2										
Subtotal		11,573.2	6,746.3	13.5	4,768.4	45.0	0.0	0.0	0.0	49	0	0
***** Changes From FY2022 Authorized To FY2022 Management Plan *****												
Transfer Payroll Services Management Office from Division of Personnel for Organizational Change												
	Trin	7,789.9	6,931.9	0.0	858.0	0.0	0.0	0.0	0.0	74	1	0
1004 Gen Fund		554.6										
1007 I/A Rcpts		7,235.3										

The Payroll Services Management Office within the Division of Personnel and Labor Relations will be transferred and combined with the payroll section in the Division of Finance. A single payroll agency under the Division of Finance will better serve the personnel database and payroll production needs of the State of Alaska than the bifurcated model of two agencies sharing one body of work. The following positions are transferred:

- Full-time HR Technician 1 (01-351X), range 12, located in Juneau
- Full-time Office Assistant 2 (02-1031), range 10, located in Juneau
- Full-time HR Technician 2 (02-1043), range 14, located in Juneau
- Full-time HR Technician 2 (02-1081), range 14, located in Juneau
- Full-time HR Technician 2 (02-1149), range 14, located in Juneau
- Full-time HR Technician 2 (02-1508), range 14, located in Juneau
- Part-time HR Technician 1 (02-2034), range 14, located in Juneau
- Full-time HR Technician 2 (02-7459), range 14, located in Anchorage
- Full-time HR Technician 2 (03-0161), range 14, located in Juneau
- Full-time HR Technician 3 (04-1085), range 15, located in Juneau
- Full-time Payroll Services Supervisor (04-1100), range 17, located in Juneau
- Full-time HR Technician 2 (04-4010), range 14, located in Juneau
- Full-time HR Technician 2 (05-1311), range 14, located in Juneau
- Full-time HR Technician 1 (06-0041), range 12, located in Juneau
- Full-time Office Assistant 2 (06-0050), range 10, located in Juneau
- Full-time HR Technician 3 (06-0065), range 15, located in Anchorage
- Full-time HR Technician 2 (06-0072), range 14, located in Anchorage
- Full-time HR Technician 2 (06-0082), range 14, located in Juneau
- Full-time HR Technician 2 (06-0451), range 14, located in Juneau
- Full-time HR Technician 2 (06-0452), range 14, located in Anchorage
- Full-time HR Technician 2 (06-0521), range 14, located in Juneau
- Full-time Office Assistant 2 (06-0527), range 10, located in Juneau

Change Record Detail - Multiple Scenarios with Descriptions
Department of Administration

Component: Finance (59)

RDU: Centralized Administrative Services (13)

Scenario/Change Record Title	Trans Type	Totals	Personal Services	Travel	Services	Commodities	Capital Outlay	Grants, Benefits	Miscellaneous	Positions		NP
										PFT	PPT	
Full-time HR Technician 2 (06-6148), range 14, located in Anchorage												
Full-time HR Technician 2 (07-1502), range 14, located in Juneau												
Full-time HR Technician 3 (07-1603), range 15, located in Juneau												
Full-time Payroll Services Supervisor (07-1606), range 17, located in Juneau												
Full-time HR Technician 2 (08-1102), range 14, located in Juneau												
Full-time HR Technician 3 (08-1106), range 15, located in Juneau												
Full-time HR Technician 2 (08-1120), range 14, located in Juneau												
Full-time HR Technician 2 (09-0133), range 14, located in Juneau												
Full-time HR Technician 3 (10-0208), range 15, located in Juneau												
Full-time HR Technician 3 (10-0217), range 15, located in Juneau												
Full-time HR Technician 2 (10-0231), range 14, located in Juneau												
Full-time HR Technician 2 (10-0238), range 14, located in Anchorage												
Full-time HR Technician 2 (10-0258), range 14, located in Juneau												
Full-time HR Technician 2 (10-0389), range 14, located in Juneau												
Full-time HR Technician 3 (11-0228), range 15, located in Juneau												
Full-time HR Technician 2 (11-0274), range 14, located in Juneau												
Full-time HR Technician 2 (11-0282), range 14, located in Juneau												
Full-time HR Technician 3 (11-0289), range 15, located in Juneau												
Full-time HR Technician 2 (11-0291), range 14, located in Juneau												
Full-time HR Technician 2 (11-5307), range 14, located in Juneau												
Full-time HR Technician 2 (12-4306), range 14, located in Juneau												
Full-time HR Technician 2 (12-4308), range 14, located in Juneau												
Full-time Payroll Services Supervisor (12-4315), range 17, located in Juneau												
Full-time HR Technician 2 (18-7539), range 14, located in Juneau												
Full-time HR Technician 2 (18-7628), range 14, located in Juneau												
Full-time HR Technician 2 (20-0003), range 14, located in Juneau												
Full-time Office Assistant 2 (20-1012), range 10, located in Juneau												
Full-time HR Technician 2 (20-1016), range 14, located in Juneau												
Full-time HR Technician 2 (20-1017), range 14, located in Juneau												
Full-time Payroll Services Supervisor (20-1020), range 17, located in Juneau												
Full-time Payroll Services Asst Mgr (20-1029), range 20, located in Juneau												
Full-time HR Technician 2 (20-1042), range 14, located in Juneau												
Full-time HR Technician 1 (20-1045), range 12, located in Juneau												
Full-time HR Technician 3 (20-1046), range 15, located in Juneau												
Full-time Payroll Services Supervisor (25-0044), range 17, located in Juneau												
Full-time HR Consultant 5 (25-0046), range 22, located in Juneau												
Full-time HR Technician 1 (25-0073), range 12, located in Juneau												
Full-time HR Technician 2 (25-0097), range 14, located in Juneau												
Full-time HR Technician 2 (25-0265), range 14, located in Anchorage												
Full-time Office Assistant 2 (25-0266), range 10, located in Anchorage												
Full-time HR Technician 3 (25-0267), range 15, located in Anchorage												
Full-time HR Technician 2 (25-1230), range 14, located in Juneau												

Change Record Detail - Multiple Scenarios with Descriptions
Department of Administration

Component: Finance (59)
RDU: Centralized Administrative Services (13)

Scenario/Change Record Title	Trans Type	Totals	Personal Services	Travel	Services	Commodities	Capital Outlay	Grants, Benefits	Miscellaneous	Positions		
										PFT	PPT	NP
Full-time HR Technician 2 (25-1233), range 14, located in Juneau												
Full-time HR Technician 2 (25-1258), range 14, located in Anchorage												
Full-time HR Technician 2 (25-2259), range 14, located in Juneau												
Full-time HR Technician 2 (25-2354), range 14, located in Anchorage												
Full-time HR Technician 2 (25-2959), range 14, located in Anchorage												
Full-time Office Assistant 2 (25-3074), range 10, located in Juneau												
Full-time Office Assistant 2 (25-3085), range 10, located in Juneau												
Full-time HR Technician 3 (25-3090), range 15, located in Juneau												
Full-time HR Technician 2 (25-3092), range 14, located in Juneau												
Full-time HR Technician 3 (25-3094), range 15, located in Juneau												
Full-time Office Assistant 2 (25-3109), range 10, located in Juneau												
Subtotal		19,363.1	13,678.2	13.5	5,626.4	45.0	0.0	0.0	0.0	123	1	0

***** **Changes From FY2022 Management Plan To FY2023 Governor** *****

Reverse Fee for Mandatory Patient-Centered Outcomes Research Institute Due to Affordable Care Act (FY17-FY31)

1004 Gen Fund	OTI	-55.0	0.0	0.0	-55.0	0.0	0.0	0.0	0.0	0	0	0
---------------	-----	-------	-----	-----	-------	-----	-----	-----	-----	---	---	---

Technical adjustment to reverse a temporary increment.

Fee for Mandatory Patient-Centered Outcomes Research Institute Due to Affordable Care Act (FY17-FY31)

1004 Gen Fund	OTI	55.0	0.0	0.0	55.0	0.0	0.0	0.0	0.0	0	0	0
---------------	-----	------	-----	-----	------	-----	-----	-----	-----	---	---	---

The Patient Centered Outcome Research Institute (PCORI), created as part of the Affordable Care Act, imposes a fee for self-insured health plans to fund the PCORI trust fund. The amount of the fee is progressive, currently \$2.39 per active life, and uses the average number of covered lives (employees and dependents) for both retiree and active AlaskaCare health plans as a basis to determine the annual amount. The PCORI fee is in effect for plan years ending before October 1, 2019, with the annual payment due July 31 of the calendar year following the last day of the self-insured health plan year.

Payment of the fee for the retiree health plan is administered by Department of Administration, Division of Retirement and Benefits. The Division of Finance administers the fee payment for the active health plan.

FY2023 General Government Unit SBS and Risk Management Rate Changes

1004 Gen Fund	SalAdj	-0.2	-0.4	0.0	0.0	0.0	0.0	0.0	0.0	0	0	0
1005 GF/Prgm		-0.1										
1061 CIP Rcpts		-0.1										

FY2023 Change General Government Unit (GG, GP, GY, GZ) - SBS, and Risk Management Rates: \$-0.4

FY2023 Confidential Employees Association Health Insurance, SBS, and Risk Management Rate Changes

Change Record Detail - Multiple Scenarios with Descriptions
Department of Administration

Component: Finance (59)
RDU: Centralized Administrative Services (13)

Scenario/Change Record Title	Trans Type	Totals	Personal Services	Travel	Services	Commodities	Capital Outlay	Grants, Benefits	Miscellaneous	Positions		NP
										PFT	PPT	
	SalAdj	128.8	128.8	0.0	0.0	0.0	0.0	0.0	0.0	0	0	0
1004 Gen Fund		17.7										
1005 GF/Prgm		9.9										
1007 I/A Rcpts		99.8										
1061 CIP Rcpts		1.4										
FY2023 Change Confidential Employees Association CEA (KK) - Health Insurance from \$1,555 to \$1,685 per member; SBS, and Risk Management Rates: \$128.8												
FY2023 Supervisory Employees Health Insurance, SBS, and Risk Management Rate Changes												
	SalAdj	11.6	11.6	0.0	0.0	0.0	0.0	0.0	0.0	0	0	0
1004 Gen Fund		10.8										
1005 GF/Prgm		0.8										
FY2023 Change Supervisory Employees (SS) - Health Insurance from \$1,555 to \$1,685; SBS and Risk Management Rates: \$11.6												
FY2023 Executive Health Insurance, SBS, and Risk Management Rate Changes												
	SalAdj	3.1	3.1	0.0	0.0	0.0	0.0	0.0	0.0	0	0	0
1004 Gen Fund		1.7										
1005 GF/Prgm		1.4										
FY2023 Change Partially Exempt & Exempt Executive (EE) - Health Insurance from \$1,555 to \$1,685; SBS and Risk Management Rates: \$3.1												
FY2023 Salary and Benefit Adjustments												
	SalAdj	11.5	11.5	0.0	0.0	0.0	0.0	0.0	0.0	0	0	0
1004 Gen Fund		10.7										
1005 GF/Prgm		0.8										
Includes: FY2023 Supervisory Unit 1% COLA: \$6.8												
FY2023 SU BU - Supervisory Employees (SS) 1% COLA: \$4.7												
FY2023 PERS Actuarial Rate Adjustment to 24.79% Ch9 SLA2021 (SB55)												
	SalAdj	-435.0	-435.0	0.0	0.0	0.0	0.0	0.0	0.0	0	0	0
1004 Gen Fund		-177.0										
1005 GF/Prgm		-45.8										
1007 I/A Rcpts		-197.2										
1061 CIP Rcpts		-15.0										

Includes: FY2023 Adjustment for PERS ARM Board Approved Rate of 24.79% (from 30.11%): \$-435.0

Increased Costs Associated with the State's Financial and Reporting Systems

Change Record Detail - Multiple Scenarios with Descriptions
Department of Administration

Component: Finance (59)
RDU: Centralized Administrative Services (13)

Scenario/Change Record Title	Trans Type	Totals	Personal Services	Travel	Services	Commodities	Capital Outlay	Grants, Benefits	Miscellaneous	Positions		
										PFT	PPT	NP
1007 I/A Rcpts	Inc	1,862.5	0.0	0.0	1,862.5	0.0	0.0	0.0	0.0	0	0	0
		1,862.5										

This increment provides for a quarterly container delivery of updates for the Integrated Resource Information System (IRIS) 4.0, which is currently going through an upgrade; as well as increased authority for costs of providing ALDER reporting support to departments and the new unlimited license agreement with Oracle necessary for the IRIS upgrade and data warehouse upgrade. Finally, this increase is necessary to address an audit finding related to IRIS functionality.

The upgrade from IRIS 3.9 to IRIS Advanced 4.0 improves the system's user interface and adds new features. This funding allows for ongoing updates to be made on a quarterly basis avoiding the need for expensive, multi-year upgrade projects which have occupied significant State time and resources in the past. The State will receive new code updates, patch sets, additional features and new functionality with each quarterly update. New features coming in FY2023 include additional e-procurement functionality, lease and debt functionality, vendor performance analytics and risk metrics, Human Resource Analytics, Reimbursable Service Agreement process enhancements, Accounts Receivable intercept, collection and write-off functions, cost accounting fund source controls and additional robotic process automation.

The State has made a significant investment in IRIS and, as the system is modernized and tasks are automated, the State will save time and increase efficiencies across all departments. This project will ultimately lead to more accurate accounting and fewer audit findings, resulting in increased accountability and transparency.

Without this additional support the State risks unplanned system outages, cyber security vulnerability, and potentially delayed payrolls. Any one of these situations would lead to costly fines and require dedication of significant State resources.

Create Two Additional State Accountant Positions to Address Audit Findings

1004 Gen Fund	Inc	355.6	345.6	7.0	0.0	3.0	0.0	0.0	0.0	2	0	0
		355.6										

Two more State Accountant positions are required for additional support in the Accounting Services section of the Division of Finance (DOF). Every year, more complex and resource intensive Governmental Accounting Standards Board (GASB) pronouncements are released and as a result the Division of Legislative Audit is discovering more findings in Alaska's Annual Comprehensive Financial Report (ACFR). This fiscal year DOF is adopting GASB 84 standards for agency trust funds and certain liabilities, next fiscal year DOF must implement the GASB 87 lease standards. In the following fiscal year DOF must implement similar standards for IT related lease and service agreements.

These two PCNs are additional Certified Public Accountants which will help Accounting Services simultaneously implement new complex reporting standards, address the backlog of findings, and meet the statutory deadline for submitting the ACFR to the Division of Legislative Audit. There is currently only one position performing these tasks.

Transfer Authority to Personnel to Reverse One-time Transaction for Payroll

1004 Gen Fund	Trout	-554.6	-554.6	0.0	0.0	0.0	0.0	0.0	0.0	0	0	0
		-554.6										

Transfer Authority from Personnel to Finance to offset a temporary transfer for bi-weekly payroll.

Transfer from E-Travel to Consolidate Activities with the Division of Finance

Change Record Detail - Multiple Scenarios with Descriptions
Department of Administration

Component: Finance (59)
RDU: Centralized Administrative Services (13)

Scenario/Change Record Title	Trans Type	Totals	Personal Services	Travel	Services	Commodities	Capital Outlay	Grants, Benefits	Miscellaneous	Positions		NP
										PFT	PPT	
1007 I/A Rcpts	Trin	1,553.5	140.4	0.0	1,408.1	5.0	0.0	0.0	0.0	1	0	0
		1,553.5										
<p>The E-Travel component is completely managed by the Division of Finance (DOF), and the E-Travel coordinator currently helps DOF with payroll corrections and the P-Card program. All functions fall under the purview of DOF, and consolidation will simplify the division budget process and marginally reduce the administrative burden of maintaining separate components.</p>												
Realign PERS Rate Adjustment by Fund Source Ch9 SLA2021 (SB55)												
	FndChg	0.0	0.0	0.0	0.0	0.0	0.0	0.0	0.0	0	0	0
1004 Gen Fund		-24.9										
1007 I/A Rcpts		24.9										
<p>Remove one-time UGF subsidy for rate agency assigned in SB55 fiscal note (Ch 9 SLA 2021).</p>												
Align Authority with Anticipated Expenditures												
	LIT	0.0	554.6	0.0	-554.6	0.0	0.0	0.0	0.0	0	0	0
<p>Transfer authority from services to cover anticipated personal services costs. The remaining services authority is sufficient to cover anticipated expenditures.</p>												
Totals		22,299.7	13,883.8	20.5	8,342.4	53.0	0.0	0.0	0.0	126	1	0

Line Item Detail (1676)
Department of Administration
Travel

Component: Finance (59)

Line Number	Line Name		FY2021 Actuals	FY2022 Management Plan	FY2023 Governor
2000	Travel		1.1	13.5	20.5
Object Class	Servicing Agency	Explanation	FY2021 Actuals	FY2022 Management Plan	FY2023 Governor
2000 Travel Detail Totals			1.1	13.5	20.5
2000	In-State Employee Travel	Transportation costs for travel relating to administration, training, conventions and meetings, boards and commissions	1.1	8.0	15.0
2002	Out of State Employee Travel	Transportation costs for staff travel out of state to national organization meetings, conferences, and training	0.0	0.5	0.5
2005	Moving Costs	Moving and relocation costs	0.0	5.0	5.0

Line Item Detail (1676)
Department of Administration
Services

Component: Finance (59)

Line Number	Line Name		FY2021 Actuals	FY2022 Management Plan	FY2023 Governor
3000	Services		7,155.6	5,626.4	8,342.4
Object Class	Servicing Agency	Explanation	FY2021 Actuals	FY2022 Management Plan	FY2023 Governor
3000 Services Detail Totals			7,155.6	5,626.4	8,342.4
3000	Education Services	Training, educational conferences, agency memberships, and employee tuition	12.6	11.0	21.0
3001	Financial Services	Management and consulting services	107.9	30.0	130.5
3003	Information Technology	Software licensing and maintenance, training, and consulting	3,539.0	3,469.8	3,032.4
3003	Information Technology	IRIS Upgrade costs	1,432.1	0.0	1,200.0
3004	Telecommunications	Local, long distance, and cellular telephone charges, television, data/network, telecommunication equipment, and other wireless charges from outside vendors	1.5	1.0	10.0
3005	Health Services	Fee for mandatory Patient-Centered Outcomes Research Institute (PCORI) due to the Affordable Care Act	37.2	37.0	55.0
3006	Delivery Services	Freight, courier services, and postage	0.0	0.5	8.0
3007	Advertising and Promotions	Advertising, promotions and legal notices	0.0	0.0	1.0
3008	Utilities	Electricity, heating fuel, water, sewage, and disposal services	0.3	4.0	15.0
3009	Structure/Infrastructure/Land	Structure, infrastructure and land repairs, maintenance, rental, and leases	17.2	17.5	20.0

Line Item Detail (1676)
Department of Administration
Services

Component: Finance (59)

Object Class	Servicing Agency	Explanation	FY2021 Actuals	FY2022 Management Plan	FY2023 Governor
3000 Services Detail Totals			7,155.6	5,626.4	8,342.4
3010	Equipment/Machinery	Machinery, furniture and office equipment purchase, repairs, maintenance, rentals, and leases	3.6	4.0	16.2
3011	Other Services	Printing costs microfiche, comprehensive annual financial report, tax forms, warrants, and warrant envelopes	69.9	50.0	133.1
3017	Inter-Agency Information Technology Non-Telecommunications	Admin - Alaska Division of IT (3141) OIT Core Services	160.6	429.8	604.0
3017	Inter-Agency Information Technology Non-Telecommunications	Admin - Alaska Division of IT (3141) OIT Server Hosting and Storage	298.4	298.4	400.0
3017	Inter-Agency Information Technology Non-Telecommunications	Admin - Alaska Division of IT (3141) OIT MICS (Mainframe Usage)	24.8	25.0	75.0
3017	Inter-Agency Information Technology Non-Telecommunications	Admin - Alaska Division of IT (3141) OIT ORACLE Cloud for Customers "OLD"	259.8	259.8	259.8
3017	Inter-Agency Information Technology Non-Telecommunications	Admin - Alaska Division of IT (3141) OIT ORACLE "NEW" product needed for IRIS Upgrade	330.1	696.2	696.2
3018	Inter-Agency Information Technology Telecommunications	Admin - Alaska Division of IT (3141) OIT Telecommunications (CISCO device config, deployment, maintenance, replacements, and other telephone line services)	19.7	14.5	100.0
3021	Inter-Agency Mail	Admin - Print Services (2333) Centralized mail services chargeback	35.0	35.0	100.0
3022	Inter-Agency Human Resources	Admin - Personnel (56) Centralized Human Resource chargeback	24.4	25.0	150.0
3023	Inter-Agency Building Leases	Admin - Facilities (2429) Rent for state-owned facilities and lease payments	0.0	72.5	638.2
3025	Inter-Agency Auditing	Legis - Department-wide RSA for Statewide Audit expenses with the Legislature	750.0	0.0	0.0
3026	Inter-Agency Insurance	Admin - Risk Management (71) Division of Risk Management - Risk management insurance charges	3.3	2.0	5.0
3027	Inter-Agency Financial	Admin - Accounting (3134) SSoA Accounts Payable and Travel	8.3	8.0	100.0

Line Item Detail (1676)
Department of Administration
Services

Component: Finance (59)

Object Class		Servicing Agency	Explanation	FY2021 Actuals	FY2022 Management Plan	FY2023 Governor
			3000 Services Detail Totals	7,155.6	5,626.4	8,342.4
			Chargeback			
3027	Inter-Agency Financial	Admin - Finance (59)	Division of Finance Chargeback for IRIS FIN, HRM, and ALDER	0.0	0.0	45.0
3028	Inter-Agency Americans with Disabilities Act Compliance	Admin - Personnel (56)	Americans with Disabilities Act (ADA) Chargeback	0.4	0.4	2.0
3038	Inter-Agency Management/Consulting	Admin - Administrative Services (46)	Administrative chargeback	0.0	67.0	200.0
3038	Inter-Agency Management/Consulting	Admin - Office of the Commissioner (45)	Commissioner's Office chargeback	0.0	48.0	150.0
3038	Inter-Agency Management/Consulting	Admin - Stwd Contracting and Property (3262)	SSoA Procurement Chargeback	19.5	20.0	175.0

Line Item Detail (1676)
Department of Administration
Commodities

Component: Finance (59)

Line Number	Line Name		FY2021 Actuals	FY2022 Management Plan	FY2023 Governor
4000	Commodities		12.6	45.0	53.0
Object Class	Servicing Agency	Explanation	FY2021 Actuals	FY2022 Management Plan	FY2023 Governor
		4000 Commodities Detail Totals	12.6	45.0	53.0
4000	Business	General business supplies such as office consumables, furniture, and computer equipment	12.6	45.0	53.0

Revenue Detail (1681)
Department of Administration

Component: Finance (59)

Revenue Type (OMB Fund Code) Revenue Source	Component	Comment	FY2021 Actuals	FY2022 Management Plan	FY2023 Governor
5005 GF/Prgm (1005 GF/Prgm)			1,030.2	1,494.1	1,373.3
5120 Program Receipts - Other Revenue		Credit card rebates and carryforward	1,030.2	1,494.1	1,373.3
5007 I/A Rcpts (1007 I/A Rcpts)			4,721.2	11,458.3	14,801.8
5301 Inter-Agency Receipts		I/A receipts from gaining payroll services, ETrvl and Carryforward	417.9	7,388.2	10,730.2
5301 Inter-Agency Receipts	Admin - Accounting (3134)	Integrated Resource Information Systems (IRIS) Chargeback	3.3	11.3	11.3
5301 Inter-Agency Receipts	Admin - Administrative Hearings (2771)	Integrated Resource Information Systems (IRIS) Chargeback	1.4	2.6	2.6
5301 Inter-Agency Receipts	Admin - Administrative Services (46)	Integrated Resource Information Systems (IRIS) Chargeback	10.6	6.5	6.5
5301 Inter-Agency Receipts	Admin - Alaska Division of IT (3141)	Integrated Resource Information Systems (IRIS) Chargeback	13.1	16.0	16.0
5301 Inter-Agency Receipts	Admin - Alaska Public Offices Comm (70)	Integrated Resource Information Systems (IRIS) Chargeback	0.5	1.4	1.4
5301 Inter-Agency Receipts	Admin - E-Travel (2966)	Integrated Resource Information Systems (IRIS) Chargeback	0.0	0.0	0.0
5301 Inter-Agency Receipts	Admin - Facilities (2429)	Integrated Resource Information Systems (IRIS) Chargeback	0.0	0.0	0.0
5301 Inter-Agency Receipts	Admin - Facilities Administration (2430)	Integrated Resource Information Systems (IRIS) Chargeback using Facilities Administration for SSOA charges	25.0	25.0	25.0
5301 Inter-Agency Receipts	Admin - Finance (59)	Integrated Resource Information Systems (IRIS) Chargeback	0.0	60.0	60.0
5301 Inter-Agency Receipts	Admin - Labor Relations (58)	Integrated Resource Information Systems (IRIS) Chargeback	0.3	1.6	1.6
5301 Inter-Agency Receipts	Admin - Lease Administration (2304)	Integrated Resource Information Systems (IRIS) Chargeback	0.0	0.0	1.5
5301 Inter-Agency Receipts	Admin - Motor Vehicles (2348)	Integrated Resource Information Systems (IRIS) Chargeback	15.2	18.6	18.6
5301 Inter-Agency Receipts	Admin - Office of Public Advocacy (43)	Integrated Resource Information Systems (IRIS) Chargeback	38.0	38.0	38.0
5301 Inter-Agency Receipts	Admin - Office of the Commissioner	Integrated Resource Information	0.5	0.5	0.5

Revenue Detail (1681)
Department of Administration

Component: Finance (59)

Revenue Type (OMB Fund Code) Revenue Source	Component	Comment	FY2021 Actuals	FY2022 Management Plan	FY2023 Governor
5301 Inter-Agency Receipts	(45) Admin - Personnel (56)	Systems (IRIS) Chargeback Integrated Resource Information Systems (IRIS) Chargeback	26.2	25.0	25.0
5301 Inter-Agency Receipts	Admin - Print Services (2333)	Integrated Resource Information Systems (IRIS) Chargeback	0.2	0.5	0.5
5301 Inter-Agency Receipts	Admin - Public Defender Agency (1631)	Integrated Resource Information Systems (IRIS) Chargeback	11.3	11.3	11.3
5301 Inter-Agency Receipts	Admin - Retirement and Benefits (64)	Integrated Resource Information Systems (IRIS) Chargeback	122.0	122.0	122.0
5301 Inter-Agency Receipts	Admin - Risk Management (71)	Integrated Resource Information Systems (IRIS) Chargeback	3.0	3.0	3.0
5301 Inter-Agency Receipts	Admin - Satellite Infrastructure (2349)	Integrated Resource Information Systems (IRIS) Chargeback	0.2	0.2	0.2
5301 Inter-Agency Receipts	Admin - Stwd Contracting and Property (3262)	Integrated Resource Information Systems (IRIS) Chargeback	2.1	1.9	1.9
5301 Inter-Agency Receipts	Commerce - Department-wide	Integrated Resource Information Systems (IRIS) Chargeback	84.9	230.0	230.0
5301 Inter-Agency Receipts	Courts - Department-wide	Integrated Resource Information Systems (IRIS) Chargeback	79.9	87.0	87.0
5301 Inter-Agency Receipts	E&ED - Department-wide	Integrated Resource Information Systems (IRIS) Chargeback	88.5	259.5	259.5
5301 Inter-Agency Receipts	EnvCon - Department-wide	Integrated Resource Information Systems (IRIS) Chargeback	171.5	84.0	84.0
5301 Inter-Agency Receipts	FishGm - Department-wide	Integrated Resource Information Systems (IRIS) Chargeback	269.5	151.1	151.1
5301 Inter-Agency Receipts	Gov - Department-wide	Integrated Resource Information Systems (IRIS) Chargeback	24.8	37.2	37.2
5301 Inter-Agency Receipts	Health - Department-wide	Integrated Resource Information Systems (IRIS) Chargeback	698.1	559.7	559.7
5301 Inter-Agency Receipts	Labor - Department-wide	Integrated Resource Information Systems (IRIS) Chargeback	109.9	101.5	101.5
5301 Inter-Agency Receipts	Law - Department-wide	Integrated Resource Information Systems (IRIS) Chargeback	35.7	64.8	64.8
5301 Inter-Agency Receipts	Legis - Department-wide	Integrated Resource Information Systems (IRIS) Chargeback	52.8	52.5	52.5
5301 Inter-Agency Receipts	M&VA - Department-wide	Integrated Resource Information Systems (IRIS) Chargeback	106.0	81.0	81.0

Revenue Detail (1681)
Department of Administration

Component: Finance (59)

Revenue Type (OMB Fund Code) Revenue Source	Component	Comment	FY2021 Actuals	FY2022 Management Plan	FY2023 Governor
5301 Inter-Agency Receipts	NatRes - Department-wide	Integrated Resource Information Systems (IRIS) Chargeback	118.2	169.0	169.0
5301 Inter-Agency Receipts	PubSaf - Department-wide	Integrated Resource Information Systems (IRIS) Chargeback	94.7	144.9	144.9
5301 Inter-Agency Receipts	Rev - Department-wide	Integrated Resource Information Systems (IRIS) Chargeback	130.7	172.7	172.7
5301 Inter-Agency Receipts	Trans - Department-wide	Integrated Resource Information Systems (IRIS) Chargeback	1,244.3	1,109.8	1,109.8
5301 Inter-Agency Receipts	Admin - Administrative Services (46)	Federal Compliance Audit	4.2	0.0	0.0
5301 Inter-Agency Receipts	Admin - Finance (59)	Prior year carryforward	417.9	420.0	420.0
5301 Inter-Agency Receipts	Commerce - Department-wide	Federal Compliance Audit	7.6	0.0	0.0
5301 Inter-Agency Receipts	E&ED - Department-wide	Federal Compliance Audit	27.1	0.0	0.0
5301 Inter-Agency Receipts	EnvCon - Department-wide	Federal Compliance Audit	0.9	0.0	0.0
5301 Inter-Agency Receipts	FishGm - Department-wide	Federal Compliance Audit	5.3	0.0	0.0
5301 Inter-Agency Receipts	Health - Department-wide	Federal Compliance Audit	119.9	0.0	0.0
5301 Inter-Agency Receipts	Labor - Department-wide	Federal Compliance Audit	51.0	0.0	0.0
5301 Inter-Agency Receipts	M&VA - Department-wide	Federal Compliance Audit	8.8	0.0	0.0
5301 Inter-Agency Receipts	NatRes - Department-wide	Federal Compliance Audit	22.3	0.0	0.0
5301 Inter-Agency Receipts	PubSaf - Department-wide	Federal Compliance Audit	3.1	0.0	0.0
5301 Inter-Agency Receipts	Rev - Department-wide	Federal Compliance Audit	20.7	0.0	0.0
5301 Inter-Agency Receipts	Trans - Department-wide	Federal Compliance Audit	32.1	0.0	0.0
5061 CIP Rcpts (1061 CIP Rcpts)			2,340.6	492.2	478.5
5351 Capital Improvement Project Inter-Agency	Admin - Finance (59)	Uncollectible CIP I/A receipts	578.4	492.2	478.5
5351 Capital Improvement Project Inter-Agency	Gov - Department-wide	Integrated Resource Information System (IRIS) Upgrade RSA w GOV	1,762.2	0.0	0.0
5351 Capital Improvement Project Inter-Agency	Trans - Department-wide	Payroll Interface Assistance for FMS to CMMS	0.0	0.0	0.0
6004 Gen Fund (1004 Gen Fund)			52.8	0.0	0.0
6043 General Fund - Other Taxes		Carryforward	0.0	0.0	0.0
6046 General Fund - Prior Year Reimbursement Recovery		Prior year recovery	52.8	0.0	0.0

Revenue Detail (1681)
Department of Administration

Component: Finance (59)

Inter-Agency Services (1682)
Department of Administration

Component: Finance (59)

				FY2021 Actuals	FY2022 Management Plan	FY2023 Governor
Component Totals				1,934.3	2,001.6	3,700.2
With Department of Administration				1,184.3	2,001.6	3,700.2
With Legislature				750.0	0.0	0.0
Object Class	Servicing Agency	Explanation	FY2021 Actuals	FY2022 Management Plan	FY2023 Governor	
3017	Inter-Agency Information Technology Non-Telecommunications	Admin - Alaska Division of IT (3141) OIT Core Services	160.6	429.8	604.0	
3017	Inter-Agency Information Technology Non-Telecommunications	Admin - Alaska Division of IT (3141) OIT Server Hosting and Storage	298.4	298.4	400.0	
3017	Inter-Agency Information Technology Non-Telecommunications	Admin - Alaska Division of IT (3141) OIT MICS (Mainframe Usage)	24.8	25.0	75.0	
3017	Inter-Agency Information Technology Non-Telecommunications	Admin - Alaska Division of IT (3141) OIT ORACLE Cloud for Customers "OLD"	259.8	259.8	259.8	
3017	Inter-Agency Information Technology Non-Telecommunications	Admin - Alaska Division of IT (3141) OIT ORACLE "NEW" product needed for IRIS Upgrade	330.1	696.2	696.2	
3018	Inter-Agency Information Technology Telecommunications	Admin - Alaska Division of IT (3141) OIT Telecommunications (CISCO device config, deployment, maintenance, replacements, and other telephone line services)	19.7	14.5	100.0	
3021	Inter-Agency Mail	Admin - Print Services (2333) Centralized mail services chargeback	35.0	35.0	100.0	
3022	Inter-Agency Human Resources	Admin - Personnel (56) Centralized Human Resource chargeback	24.4	25.0	150.0	
3023	Inter-Agency Building Leases	Admin - Facilities (2429) Rent for state-owned facilities and lease payments	0.0	72.5	638.2	
3025	Inter-Agency Auditing	Legis - Department-wide RSA for Statewide Audit expenses with the Legislature	750.0	0.0	0.0	
3026	Inter-Agency Insurance	Admin - Risk Management (71) Division of Risk Management - Risk management insurance charges	3.3	2.0	5.0	
3027	Inter-Agency Financial	Admin - Accounting (3134) SSoA Accounts Payable and Travel Chargeback	8.3	8.0	100.0	
3027	Inter-Agency Financial	Admin - Finance (59) Division of Finance Chargeback for	0.0	0.0	45.0	

Inter-Agency Services (1682)
Department of Administration

Component: Finance (59)

Object Class		Servicing Agency	Explanation	FY2021 Actuals	FY2022 Management Plan	FY2023 Governor
			IRIS FIN, HRM, and ALDER			
3028	Inter-Agency Americans with Disabilities Act Compliance	Admin - Personnel (56)	Americans with Disabilities Act (ADA) Chargeback	0.4	0.4	2.0
3038	Inter-Agency Management/Consulting	Admin - Administrative Services (46)	Administrative chargeback	0.0	67.0	200.0
3038	Inter-Agency Management/Consulting	Admin - Office of the Commissioner (45)	Commissioner's Office chargeback	0.0	48.0	150.0
3038	Inter-Agency Management/Consulting	Admin - Stwd Contracting and Property (3262)	SSoA Procurement Chargeback	19.5	20.0	175.0

Personal Services Expenditure Detail
Department of Administration

Scenario: FY2023 Governor (18673)
Component: Finance (59)
RDU: Centralized Administrative Services (13)

PCN	Job Class Title	Time Status	Retire Code	Barg Unit	Location	Salary Sched	Range / Step	Comp Months	Split / Count	Annual Salaries	COLA	Premium Pay	Annual Benefits	Total Costs	UGF Amount
01-351X	Human Resource Technician 1	FT	A	KK	Juneau	205	12B / C	12.0		46,722	0	0	37,743	84,465	6,757
01-712X	Audit & Review Analyst 3	FT	A	GP	Juneau	205	23G	12.0		108,849	0	0	59,230	168,079	126,059
02-#164	State Accountant	FT	A	XE	Juneau	N05	24C	12.0		100,854	0	0	57,715	158,569	0
02-#165	State Accountant	FT	A	XE	Juneau	N05	24C	12.0		100,854	0	0	57,715	158,569	0
02-1007	Business Analyst 2	FT	A	GP	Juneau	205	20G	12.0		88,452	0	0	51,650	140,102	0
02-1031	Office Assistant 2	FT	A	KK	Juneau	205	10A	12.0		39,603	0	0	35,098	74,701	5,976
02-1043	Human Resource Technician 2	FT	A	KK	Juneau	205	14A / B	12.0		51,991	0	0	39,701	91,692	7,335
02-1081	Human Resource Technician 2	FT	A	KK	Juneau	205	14D / E	12.0		56,947	0	0	41,543	98,490	7,879
02-1149	Human Resource Technician 2	FT	A	KK	Juneau	205	14D	12.0		56,222	0	0	41,273	97,495	7,800
02-1508	Human Resource Technician 2	FT	A	KK	Juneau	205	14A / B	12.0		52,149	0	0	39,760	91,909	7,353
02-2034	Human Resource Technician 1	PT	A	KK	Juneau	205	12A	4.0		14,897	0	0	8,933	23,830	1,906
02-2133	Database Specialist 2	FT	A	KK	Juneau	205	21M	12.0		110,115	0	12,600	65,982	188,697	94,349
02-4001	Division Director - Px	FT	A	XE	Juneau	N05	27M	12.0		146,757	0	0	74,769	221,526	221,526
02-4004	Accountant 4	FT	A	GP	Juneau	205	20K / L	12.0		98,131	0	0	55,247	153,378	153,378
02-4005	Accountant 4	FT	A	SS	Juneau	99	20P	12.0		119,782	1,643	0	64,892	186,317	186,317
02-4010	State Accountant	FT	A	XE	Juneau	N05	24J	12.0		115,401	0	0	63,120	178,521	0
02-4011	Data Processing Manager 3	FT	A	SS	Kenai	200	24E / F	12.0		115,272	1,581	0	63,216	180,069	93,636
02-4012	Accountant 4	FT	A	GP	Juneau	205	20B / C	12.0		76,602	0	0	47,247	123,849	123,849
02-4013	Accountant 4	FT	A	GP	Juneau	205	20G / J	12.0		89,383	0	0	51,996	141,379	141,379
02-4014	Accountant 4	FT	A	SS	Juneau	99	20N	12.0		113,496	1,557	0	62,556	177,609	177,609
02-4017	Accountant 4	FT	A	GP	Juneau	205	20J / K	12.0		94,414	0	0	53,866	148,280	148,280
02-4020	Payroll Specialist 2	FT	A	KK	Juneau	205	18E / F	12.0		76,665	0	0	48,870	125,535	0
02-4021	Accountant 3	FT	A	GP	Juneau	205	18N / O	12.0		92,638	0	0	53,206	145,844	145,844
02-4022	Human Resource Technician 2	FT	A	KK	Juneau	205	14M / N	12.0		70,427	0	0	46,552	116,979	116,979
02-4023	Payroll Specialist 2	FT	A	KK	Juneau	205	18J	12.0		82,035	0	0	50,866	132,901	132,901
02-4025	Payroll Specialist 3	FT	A	KK	Juneau	205	20F	12.0		90,730	0	3,000	55,211	148,941	0
02-4026	Division Operations Manager	FT	A	SS	Anchorage	200	24B / C	12.0		103,054	1,413	0	58,676	163,143	163,143
02-4027	Business Analyst 2	FT	A	GP	Juneau	205	20E / F	12.0		85,241	0	0	50,457	135,698	16,284
02-4029	Accounting Technician 3	FT	A	GP	Juneau	205	16B / C	12.0		57,632	0	0	40,197	97,829	97,829
02-4030	Business Analyst 2	FT	A	GP	Juneau	205	20M	12.0		101,459	0	0	56,484	157,943	157,943
02-4035	Division Operations	FT	A	KK	Juneau	205	24C / D	12.0		108,722	0	3,000	61,897	173,619	173,619

Note: If a position is split, an asterisk (*) will appear in the Split/Count column. If the split position is also counted in the component, two asterisks (**) will appear in this column. [No valid job title] appearing in the Job Class Title indicates that the PCN has an invalid class code or invalid range for the class code effective date of this scenario.

Personal Services Expenditure Detail
Department of Administration

Scenario: FY2023 Governor (18673)
Component: Finance (59)
RDU: Centralized Administrative Services (13)

PCN	Job Class Title	Time Status	Retire Code	Barg Unit	Location	Salary Sched	Range / Step	Comp Months	Split / Count	Annual Salaries	COLA	Premium Pay	Annual Benefits	Total Costs	UGF Amount
	Manager														
02-4036	Accountant 4	FT	A	GP	Juneau	205	20C / D	12.0		79,575	0	0	48,351	127,926	127,926
02-4038	Accountant 4	FT	A	GP	Juneau	205	20G	12.0		88,452	0	0	51,650	140,102	140,102
02-4039	Accounting Technician 2	FT	N	GP	Juneau	205	14B / C	12.0		50,295	0	0	25,003	75,298	75,298
02-4040	Accountant 5	FT	A	SS	Juneau	205	22C / D	12.0		99,341	1,363	0	57,296	158,000	158,000
02-4041	Accounting Technician 3	FT	A	GP	Ketchikan	200	16C / D	12.0		56,109	0	0	39,631	95,740	95,740
02-4043	Human Resource Technician 2	FT	A	KK	Juneau	205	14L / M	12.0		68,045	0	0	45,667	113,712	0
02-4044	Accounting Technician 1	FT	A	GP	Juneau	205	12B / C	12.0		43,769	0	0	35,046	78,815	78,815
02-4050	Accountant 3	FT	A	GP	Juneau	205	18J / K	12.0		83,156	0	0	49,682	132,838	132,838
02-4052	Payroll Specialist 2	FT	A	KK	Juneau	205	18E / F	12.0		78,777	0	0	49,655	128,432	0
02-4074	Analyst/Programmer 2	FT	A	GP	Anchorage	200	16B / C	12.0		55,724	0	0	39,488	95,212	95,212
02-4075	Accountant 5	FT	A	SS	Juneau	99	22O / P	12.0		135,434	1,858	0	70,709	208,001	193,441
02-4078	Analyst/Programmer 5	FT	A	KK	Juneau	205	22L / M	12.0		117,790	0	12,000	68,611	198,401	198,401
02-4081	Analyst/Programmer 3	FT	A	GP	Juneau	205	18E	12.0		72,404	0	0	45,687	118,091	118,091
02-4082	Analyst/Programmer 5	FT	A	GP	Juneau	99	22Q / R	12.0		138,486	0	12,000	74,470	224,956	224,956
02-4085	Payroll Specialist 1	FT	A	KK	Juneau	99	16N / O	12.0		86,468	0	0	52,513	138,981	41,694
02-4086	Administrative Officer 2	FT	A	SS	Juneau	205	19J	12.0		90,334	1,239	0	53,949	145,522	145,522
02-4091	Accountant 3	FT	A	GP	Juneau	205	18C / D	12.0		68,133	0	0	44,100	112,233	112,233
02-4092	Program Coordinator 2	FT	A	GP	Juneau	205	20J	12.0		92,177	0	0	53,034	145,211	0
02-4101	Business Analyst III	FT	A	KK	Juneau	205	22L / M	12.0		117,015	0	3,000	64,979	184,994	184,994
02-4105	Business Analyst 2	FT	A	KK	Juneau	205	20L	12.0		99,882	0	3,000	58,612	161,494	161,494
02-4107	Business Analyst 2	FT	A	KK	Juneau	205	20K / L	12.0		97,788	0	3,000	57,834	158,622	158,622
02-4111	Analyst/Programmer 4	FT	A	GP	Juneau	205	20C	12.0		77,454	0	0	47,563	125,017	125,017
02-4114	Administrative Assistant 2	FT	A	GP	Juneau	205	14B / C	12.0		50,737	0	0	37,635	88,372	88,372
02-4115	Business Analyst 2	FT	A	GP	Juneau	205	20J	12.0		92,177	0	0	53,034	145,211	0
02-4116	Publications Specialist 3	FT	A	GP	Juneau	205	19B / C	12.0		71,881	0	0	45,492	117,373	117,373
02-4117	Business Analyst 2	FT	A	GP	Juneau	205	20C / D	12.0		77,572	0	0	47,607	125,179	0
02-4118	Business Analyst 2	FT	A	KK	Juneau	205	20K	12.0		96,741	0	0	56,330	153,071	0
02-7459	Human Resource Technician 2	FT	A	KK	Anchorage	200	14K / L	12.0		61,672	0	0	43,299	104,971	8,398
03-0161	Human Resource Technician 2	FT	A	KK	Juneau	205	14A	12.0		50,710	0	0	39,225	89,935	7,195
04-1085	Human Resource Technician 3	FT	A	KK	Juneau	205	15D / E	12.0		60,822	0	0	42,983	103,805	8,304
04-1100	Payroll Services Supervisor	FT	A	KK	Anchorage	200	17D / E	12.0		66,378	0	0	45,047	111,425	8,914
04-4010	Human Resource Technician 2	FT	A	KK	Juneau	205	14A	12.0		50,710	0	0	39,225	89,935	7,195
05-1311	Human Resource	FT	A	KK	Juneau	205	14J / K	12.0		63,483	0	0	43,972	107,455	8,596

Note: If a position is split, an asterisk (*) will appear in the Split/Count column. If the split position is also counted in the component, two asterisks (**) will appear in this column. [No valid job title] appearing in the Job Class Title indicates that the PCN has an invalid class code or invalid range for the class code effective date of this scenario.

Personal Services Expenditure Detail
Department of Administration

Scenario: FY2023 Governor (18673)
Component: Finance (59)
RDU: Centralized Administrative Services (13)

PCN	Job Class Title	Time Status	Retire Code	Barg Unit	Location	Salary Sched	Range / Step	Comp Months	Split / Count	Annual Salaries	COLA	Premium Pay	Annual Benefits	Total Costs	UGF Amount
06-0041	Technician 2 Human Resource Technician 1	FT	A	KK	Juneau	205	12B	12.0		46,051	0	0	37,494	83,545	6,684
06-0050	Office Assistant 2	FT	A	KK	Juneau	205	10A / B	12.0		40,732	0	0	35,517	76,249	6,100
06-0065	Human Resource Technician 3	FT	N	KK	Anchorage	200	15D	12.0		57,533	0	0	27,498	85,031	6,803
06-0072	Human Resource Technician 2	FT	A	KK	Anchorage	200	14A / B	12.0		49,708	0	0	38,853	88,561	7,085
06-0082	Human Resource Technician 2	FT	A	KK	Juneau	205	14J / K	12.0		63,568	0	0	44,003	107,571	8,606
06-0451	Human Resource Technician 2	FT	A	KK	Juneau	205	14A / B	12.0		52,307	0	0	39,819	92,126	7,370
06-0452	Human Resource Technician 2	FT	A	KK	Anchorage	200	14B / C	12.0		50,776	0	0	39,250	90,026	7,202
06-0521	Human Resource Technician 2	FT	A	KK	Juneau	205	14A	12.0		50,710	0	0	39,225	89,935	7,195
06-0527	Office Assistant 2	FT	A	KK	Juneau	205	10L / M	12.0		50,738	0	0	39,236	89,974	7,198
06-6148	Human Resource Technician 2	FT	A	KK	Anchorage	200	14B / C	12.0		51,163	0	0	39,393	90,556	7,245
07-1502	Human Resource Technician 2	FT	A	KK	Juneau	205	14B / C	12.0		52,847	0	0	40,019	92,866	7,429
07-1603	Human Resource Technician 3	FT	A	KK	Juneau	205	15K	12.0		68,973	0	0	46,012	114,985	9,199
07-1606	Payroll Services Supervisor	FT	A	KK	Juneau	205	17K / L	12.0		81,121	0	0	50,526	131,647	10,532
08-1102	Human Resource Technician 2	FT	A	KK	Juneau	205	14B	12.0		52,437	0	0	39,867	92,304	7,384
08-1106	Human Resource Technician 3	FT	A	KK	Juneau	205	15C	12.0		58,198	0	0	42,008	100,206	8,017
08-1120	Human Resource Technician 2	FT	A	KK	Juneau	205	14B / C	12.0		52,563	0	0	39,914	92,477	7,398
09-0133	Human Resource Technician 2	FT	A	KK	Juneau	205	14A	12.0		50,710	0	0	39,225	89,935	7,195
10-0208	Human Resource Technician 3	FT	A	KK	Juneau	205	15P	12.0		80,933	0	0	50,456	131,389	10,511
10-0217	Human Resource Technician 3	FT	A	KK	Juneau	205	15D / E	12.0		61,532	0	0	43,247	104,779	8,382
10-0231	Human Resource Technician 2	FT	A	KK	Juneau	205	14A	12.0		50,710	0	0	39,225	89,935	7,195
10-0238	Human Resource	FT	A	KK	Anchorage	200	14D / E	12.0		54,808	0	0	40,748	95,556	7,645

Note: If a position is split, an asterisk (*) will appear in the Split/Count column. If the split position is also counted in the component, two asterisks (**) will appear in this column. [No valid job title] appearing in the Job Class Title indicates that the PCN has an invalid class code or invalid range for the class code effective date of this scenario.

Personal Services Expenditure Detail
Department of Administration

Scenario: FY2023 Governor (18673)
Component: Finance (59)
RDU: Centralized Administrative Services (13)

PCN	Job Class Title	Time Status	Retire Code	Barg Unit	Location	Salary Sched	Range / Step	Comp Months	Split / Count	Annual Salaries	COLA	Premium Pay	Annual Benefits	Total Costs	UGF Amount
10-0258	Technician 2 Human Resource Technician 2	FT	A	KK	Juneau	205	14A	12.0		50,710	0	0	39,225	89,935	7,195
10-0389	Human Resource Technician 2	FT	A	KK	Juneau	205	14J	12.0		62,379	0	0	43,561	105,940	8,475
11-0204	Accountant 5	FT	A	SS	Juneau	205	22C	12.0		96,283	1,321	0	56,160	153,764	153,764
11-0228	Human Resource Technician 3	FT	A	KK	Juneau	205	15D / E	12.0		60,516	0	0	42,869	103,385	8,271
11-0274	Human Resource Technician 2	FT	A	KK	Juneau	205	14A	12.0		50,710	0	0	39,225	89,935	7,195
11-0282	Human Resource Technician 2	FT	A	KK	Juneau	205	14B / C	12.0		52,484	0	0	39,884	92,368	7,389
11-0289	Human Resource Technician 3	FT	A	KK	Juneau	205	15J / K	12.0		68,627	0	0	45,883	114,510	9,161
11-0291	Human Resource Technician 2	FT	A	KK	Juneau	205	14D / E	12.0		57,293	0	0	41,671	98,964	7,917
11-5307	Human Resource Technician 2	FT	A	KK	Juneau	205	14A	12.0		50,710	0	0	39,225	89,935	7,195
12-4306	Human Resource Technician 2	FT	A	KK	Juneau	205	14R	12.0		80,558	0	0	50,317	130,875	10,470
12-4308	Human Resource Technician 2	FT	A	KK	Juneau	205	14D / E	12.0		57,457	0	0	41,732	99,189	7,935
12-4315	Payroll Services Supervisor	FT	A	KK	Juneau	205	17C / D	12.0		69,113	0	0	46,064	115,177	9,214
18-7539	Human Resource Technician 2	FT	A	KK	Juneau	205	14A / B	12.0		51,890	0	0	39,664	91,554	7,324
18-7628	Human Resource Technician 2	FT	A	KK	Juneau	205	14A / B	12.0		52,120	0	0	39,749	91,869	7,350
20-0003	Human Resource Technician 2	FT	A	KK	Juneau	205	14B / C	12.0		53,131	0	0	40,125	93,256	7,461
20-1012	Office Assistant 2	FT	A	KK	Juneau	205	10J	12.0		47,528	0	0	38,043	85,571	6,846
20-1016	Human Resource Technician 2	FT	A	KK	Juneau	205	14D / E	12.0		57,787	0	0	41,855	99,642	7,971
20-1017	Human Resource Technician 2	FT	A	KK	Juneau	205	14K	12.0		64,418	0	0	44,319	108,737	8,699
20-1020	Payroll Services Supervisor	FT	A	KK	Juneau	205	17L	12.0		81,723	0	0	50,750	132,473	10,598
20-1029	Pr Svc Asst Mgr	FT	A	KK	Juneau	205	20D / E	12.0		86,512	0	0	52,529	139,041	11,123
20-1042	Human Resource Technician 2	FT	A	KK	Juneau	205	14F	12.0		60,403	0	0	42,827	103,230	8,258
20-1045	Human Resource	FT	A	KK	Juneau	205	12J	12.0		54,142	0	0	40,500	94,642	7,571

Note: If a position is split, an asterisk (*) will appear in the Split/Count column. If the split position is also counted in the component, two asterisks (**) will appear in this column. [No valid job title] appearing in the Job Class Title indicates that the PCN has an invalid class code or invalid range for the class code effective date of this scenario.

Personal Services Expenditure Detail
Department of Administration

Scenario: FY2023 Governor (18673)
Component: Finance (59)
RDU: Centralized Administrative Services (13)

PCN	Job Class Title	Time Status	Retire Code	Barg Unit	Location	Salary Sched	Range / Step	Comp Months	Split / Count	Annual Salaries	COLA	Premium Pay	Annual Benefits	Total Costs	UGF Amount
20-1046	Technician 1 Human Resource Technician 3	FT	A	KK	Juneau	205	15C	12.0		58,198	0	0	42,008	100,206	8,017
25-0044	Payroll Services Supervisor	FT	A	KK	Juneau	205	17D / E	12.0		70,968	0	0	46,753	117,721	9,418
25-0046	Pr Svc Asst Mgr	FT	A	KK	Juneau	205	20A	12.0		76,544	0	0	48,825	125,369	10,030
25-0073	Human Resource Technician 1	FT	A	KK	Juneau	205	12J / K	12.0		54,290	0	0	40,555	94,845	7,588
25-0097	Human Resource Technician 2	FT	A	KK	Juneau	205	14A	12.0		50,710	0	0	39,225	89,935	7,195
25-0265	Human Resource Technician 2	FT	A	KK	Anchorage	200	14D / E	12.0		55,042	0	0	40,835	95,877	7,670
25-0266	Office Assistant 2	FT	A	KK	Anchorage	200	10B / C	12.0		39,978	0	0	35,237	75,215	6,017
25-0267	Human Resource Technician 3	FT	A	KK	Anchorage	99	15P	12.0		79,783	0	0	50,029	129,812	10,385
25-1230	Human Resource Technician 2	FT	A	KK	Juneau	205	14A	12.0		50,710	0	0	39,225	89,935	7,195
25-1233	Human Resource Technician 2	FT	A	KK	Juneau	205	14F / J	12.0		61,638	0	0	43,286	104,924	8,394
25-1258	Human Resource Technician 2	FT	A	KK	Anchorage	200	14M	12.0		65,395	0	0	44,682	110,077	8,806
25-2259	Human Resource Technician 2	FT	A	KK	Juneau	205	14A / B	12.0		52,279	0	0	39,808	92,087	7,367
25-2354	Human Resource Technician 2	FT	A	KK	Anchorage	200	14B / C	12.0		50,776	0	0	39,250	90,026	7,202
25-2959	Human Resource Technician 2	FT	A	KK	Anchorage	200	14E / F	12.0		57,270	0	0	41,663	98,933	7,915
25-3074	Office Assistant 2	FT	A	KK	Juneau	205	10A	12.0		39,603	0	0	35,098	74,701	5,976
25-3085	Office Assistant 2	FT	A	KK	Juneau	205	10D / E	12.0		44,422	0	0	36,888	81,310	6,505
25-3090	Human Resource Technician 3	FT	A	KK	Juneau	205	15F / J	12.0		66,001	0	0	44,907	110,908	8,873
25-3092	Human Resource Technician 2	FT	A	KK	Juneau	205	14A	12.0		50,710	0	0	39,225	89,935	7,195
25-3094	Human Resource Technician 3	FT	A	KK	Juneau	205	15E / F	12.0		64,198	0	0	44,237	108,435	8,675
25-3109	Office Assistant 2	FT	A	KK	Juneau	205	10C / D	12.0		42,429	0	0	36,148	78,577	6,286

Note: If a position is split, an asterisk (*) will appear in the Split/Count column. If the split position is also counted in the component, two asterisks (**) will appear in this column.
 [No valid job title] appearing in the Job Class Title indicates that the PCN has an invalid class code or invalid range for the class code effective date of this scenario.

Personal Services Expenditure Detail
Department of Administration

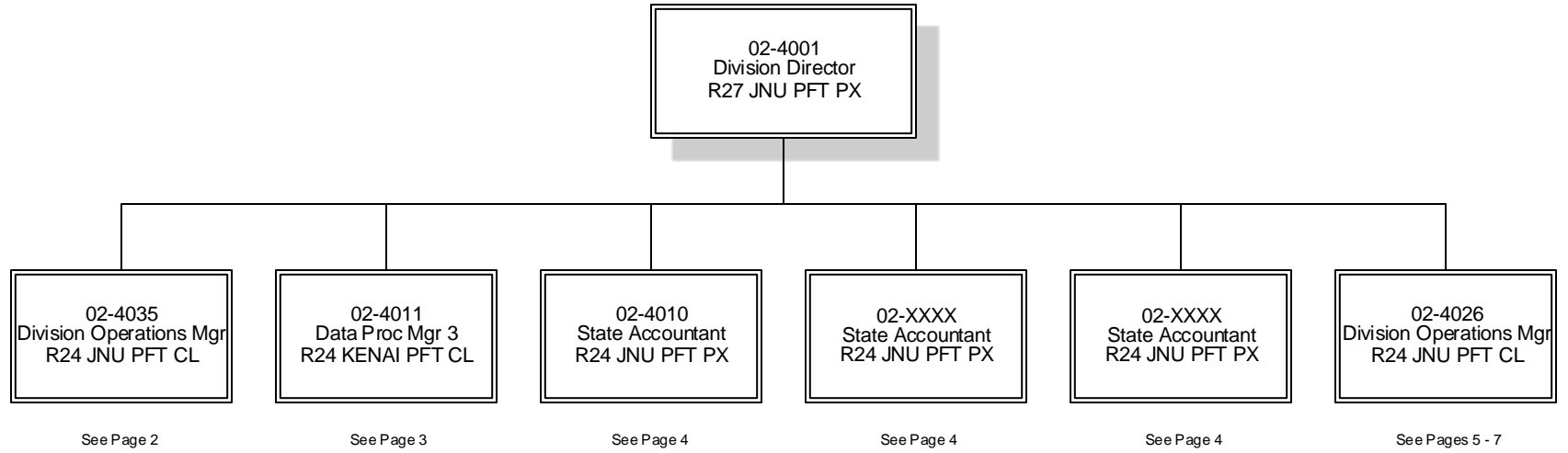
Scenario: FY2023 Governor (18673)
Component: Finance (59)
RDU: Centralized Administrative Services (13)

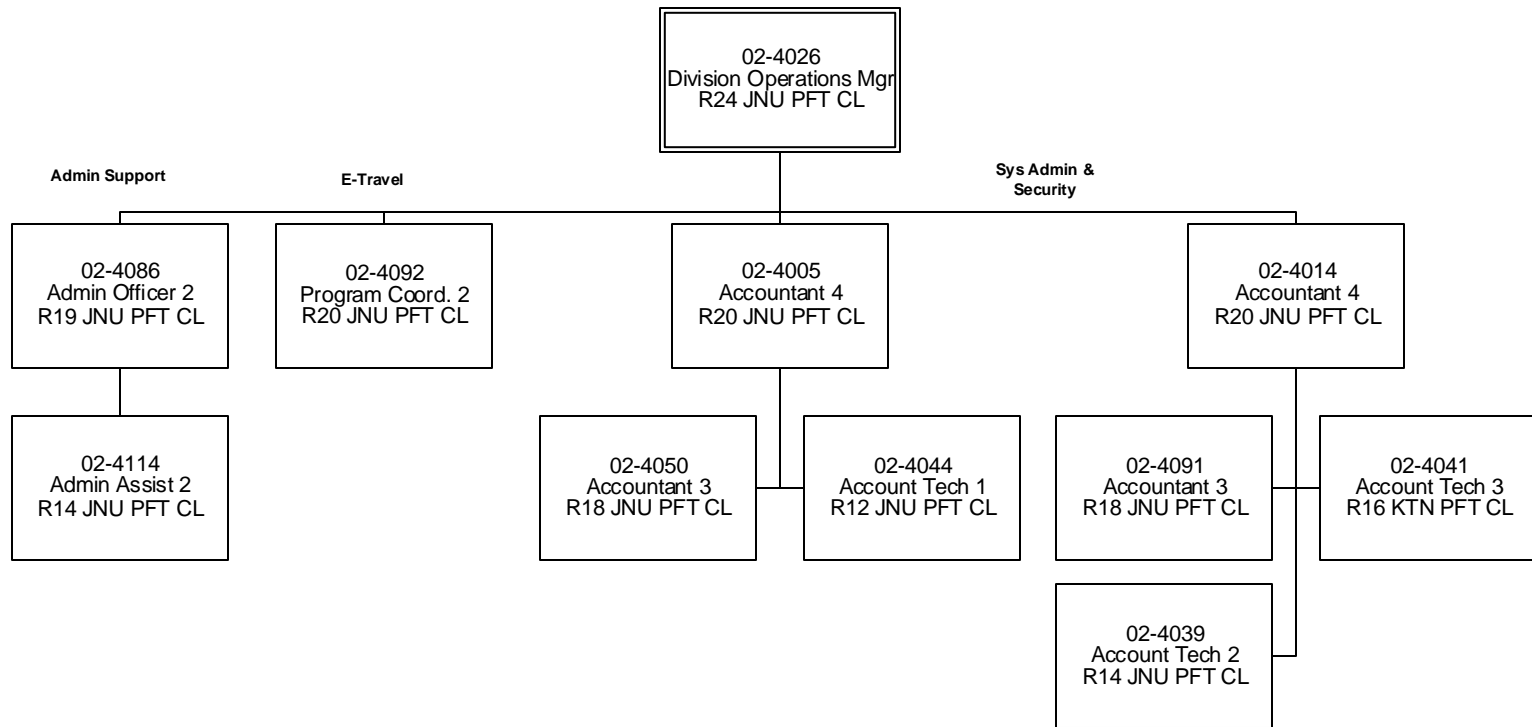
PCN	Job Class Title	Time Status	Retire Code	Barg Unit	Location	Salary Sched	Range / Step	Comp Months	Split / Count	Annual Salaries	COLA	Premium Pay	Annual Benefits	Total Costs	UGF Amount
		Total Positions	New	Deleted										Total Salary Costs:	8,980,543
														Total COLA:	11,975
	Full Time Positions:	126	2	0										Total Premium Pay:	51,600
	Part Time Positions:	1	0	0										Total Benefits:	5,858,643
	Non Permanent Positions:	0	0	0											
	Positions in Component:	127	2	0											
	Total Component Months:	1,516.0													
														Total Pre-Vacancy:	14,902,761
														Minus Vacancy Adjustment of 6.84%:	(1,018,961)
														Total Post-Vacancy:	13,883,800
														Plus Lump Sum Premium Pay:	0
														Personal Services Line 100:	13,883,800

PCN Funding Sources:	Pre-Vacancy	Post-Vacancy	Percent
1004 General Fund Receipts	5,985,134	5,575,907	40.16%
1005 General Fund/Program Receipts	1,459,116	1,359,350	9.79%
1007 Interagency Receipts	6,982,071	6,504,679	46.85%
1061 Capital Improvement Project Receipts	476,440	443,864	3.20%
Total PCN Funding:	14,902,761	13,883,800	100.00%

Note: If a position is split, an asterisk (*) will appear in the Split/Count column. If the split position is also counted in the component, two asterisks (**) will appear in this column. [No valid job title] appearing in the Job Class Title indicates that the PCN has an invalid class code or invalid range for the class code effective date of this scenario.

Department of Administration
Finance (59) & E-Travel (2966)
RDU: Centralized Admin Services (13)
Position Totals PFT – 126 PPT - 1





02-4011
Data Processing Mgr 3
R24 KENAI PFT CL

IT Support

IRIS FIN/PROC

IRIS HRM/Payroll

02-4116
Pub Spec 3
R19 JNU PFT CL

02-4082
Analyst/Prog 5
R22 JNU PFT CL

02-4075
Accountant 5
R22 JNU PFT CL

02-4101
Bus Analyst 3
R22 JNU PFT CL

02-4078
Analyst/Prog 5
R22 JNU PFT CL

02-4081
Analyst/Prog 3
R18 JNU PFT CL

02-4027
Bus Analyst 2
R20 JNU PFT CL

02-1007
Bus Analyst 2
R20 JNU PFT CL

02-2133
Database Spec 2
R21 JNU PFT CL

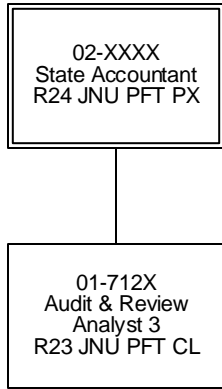
02-4030
Business Analyst 2
R20 JNU PFT CL

02-4115
Bus Analyst 2
R20 JNU PFT CL

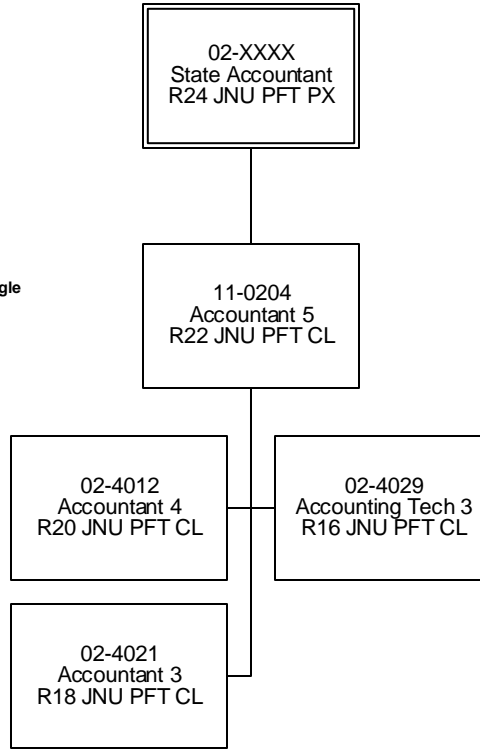
02-4117
Bus Analyst 2
R20 JNU PFT CL

02-4111
Analyst/Prog 4
R20 JNU PFT CL

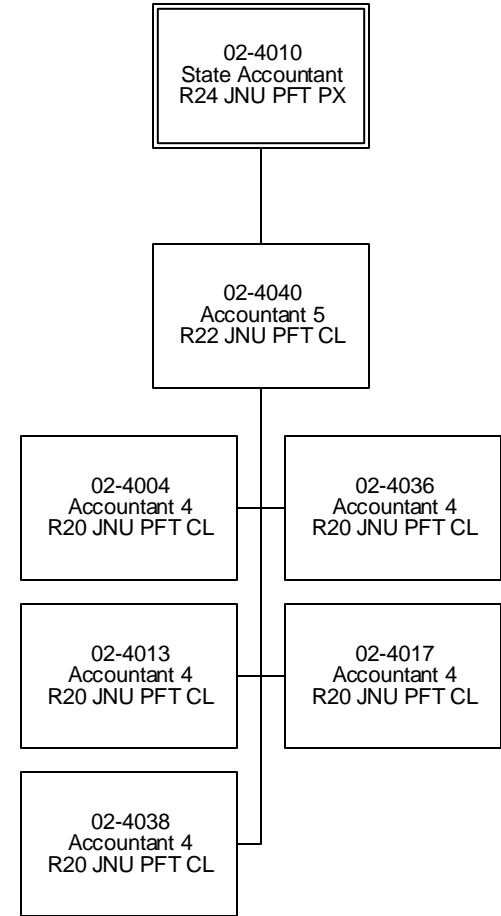
02-4074
Analyst/Prog 2
R16 ANC PFT CL



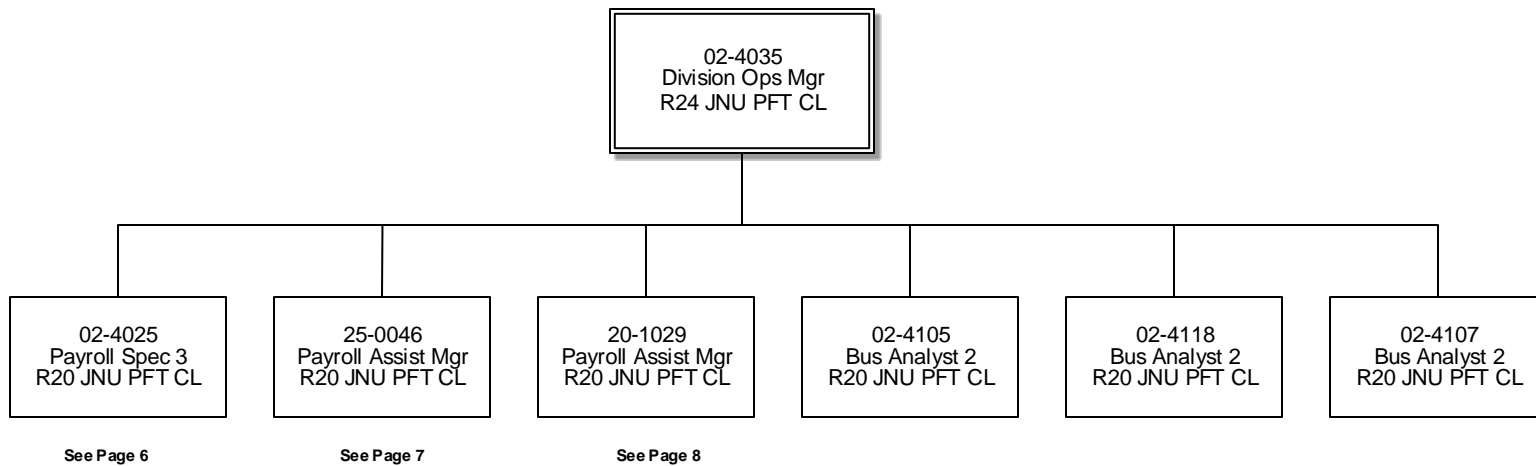
**Statewide Single
Audit**



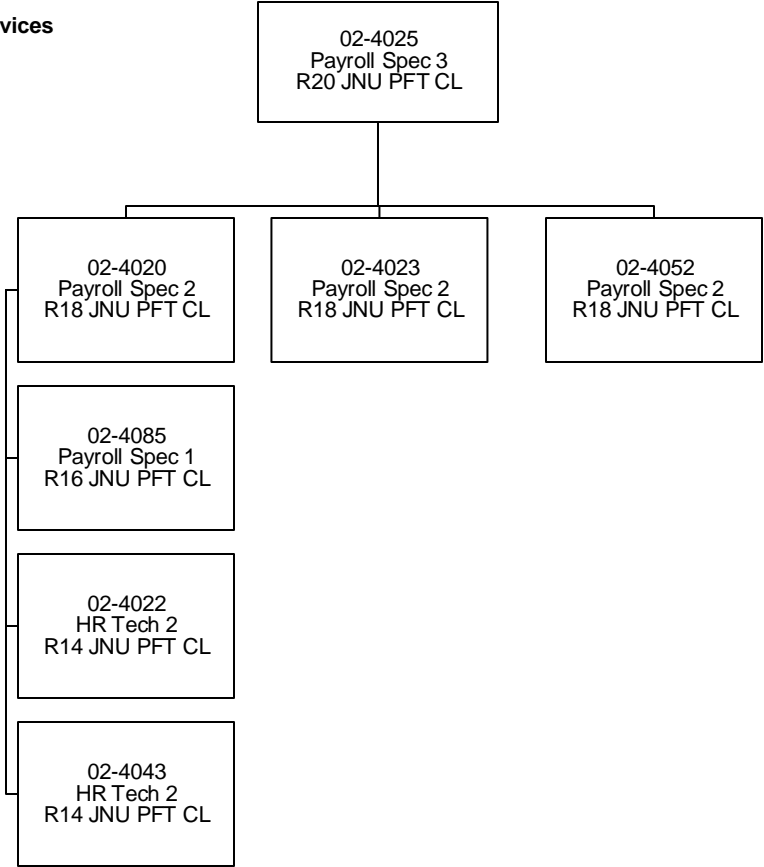
**Accounting &
Warrant Services**



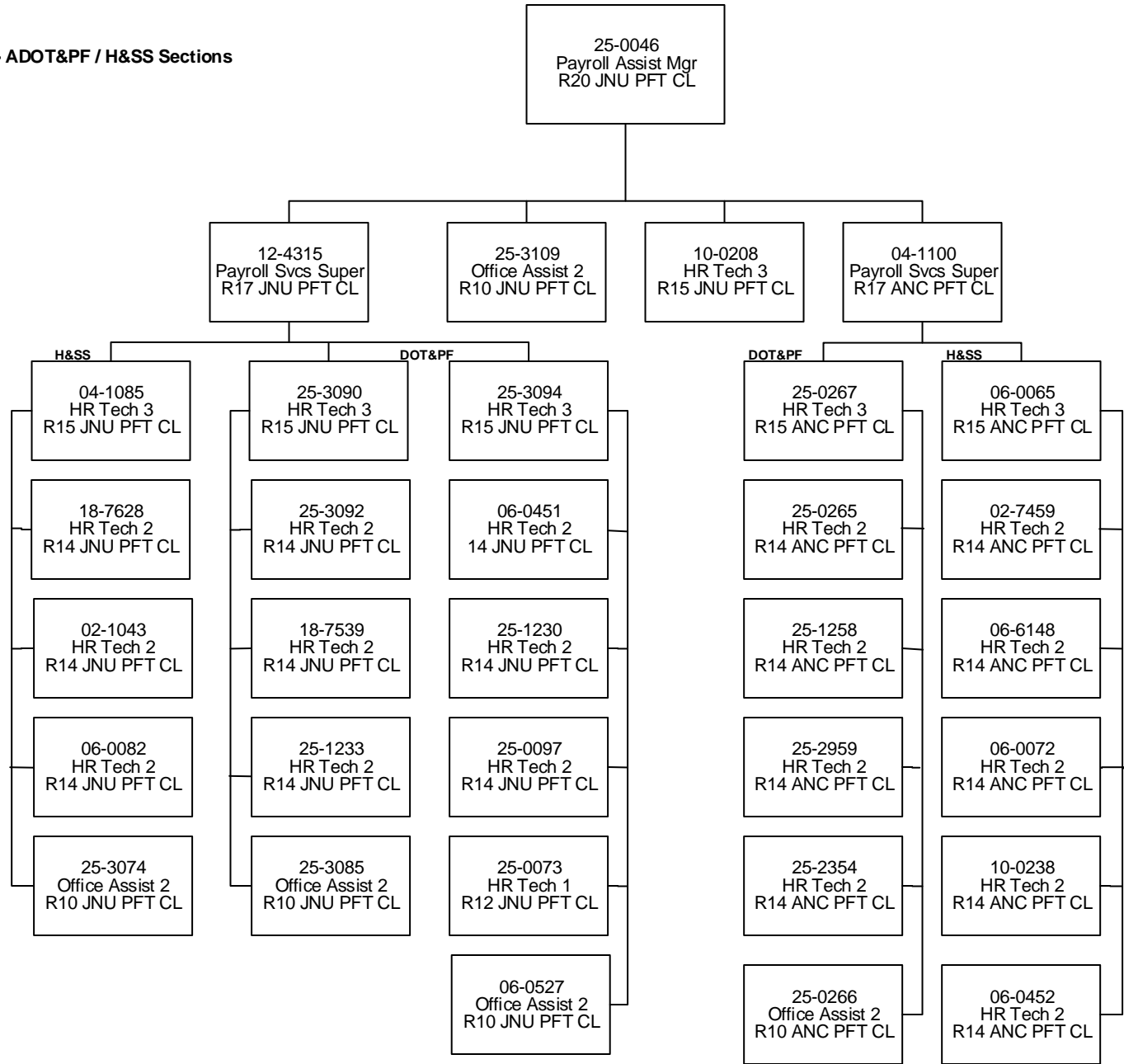
State Payroll Services



Payroll Production Services



Payroll Services – ADOT&PF / H&SS Sections



Payroll Services - Gen Agency/Public Protect/Resources Sections

