

State of Alaska FY2023 Governor's Operating Budget

**Department of Commerce, Community, and Economic
Development**

Department of Commerce, Community, and Economic Development

Mission

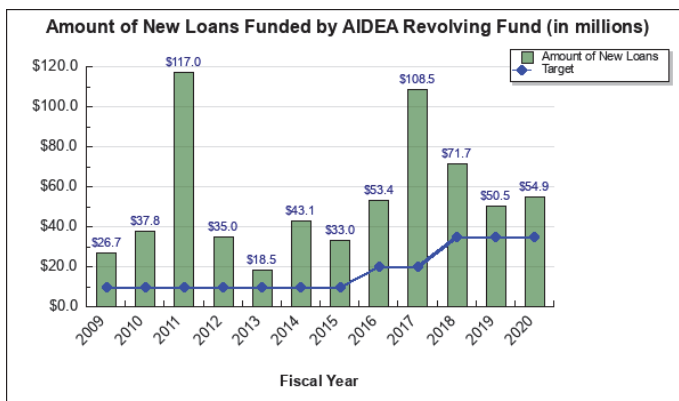
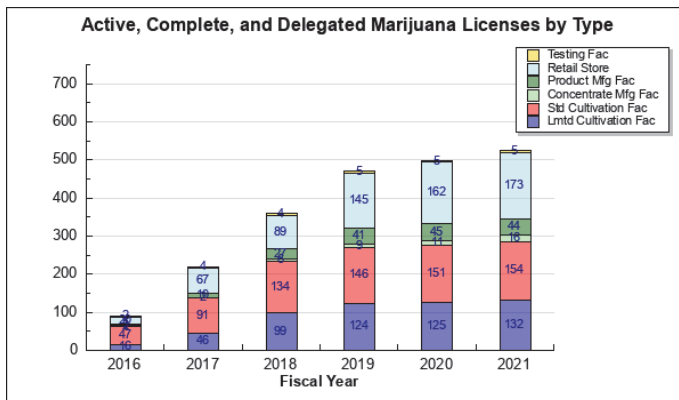
Promote a healthy economy, strong communities, and protect consumers in Alaska. AS 44.33.020

	Core Services (in priority order)	UGF	DGF	Other	Fed	Total	PFT	PPT	NP	% GF
1	Economic Growth	1,055.5	13,284.3	24,061.8	18,300.8	56,702.3	130.3	0.0	1.4	14.3%
2	Sustainable Energy	1,218.6	35,182.3	18,382.8	1,202.0	55,985.7	74.1	0.0	0.3	36.2%
3	Strong Communities	6,669.3	598.5	5,377.1	200,330.2	212,975.0	51.5	0.0	0.2	7.2%
4	Consumer Protection	2,638.2	39,932.3	2,363.3	277.7	45,211.5	257.1	0.0	3.2	42.3%
	FY2022 Management Plan	11,581.5	88,997.4	50,185.0	220,110.7	370,874.6	513.0	0.0	5.0	

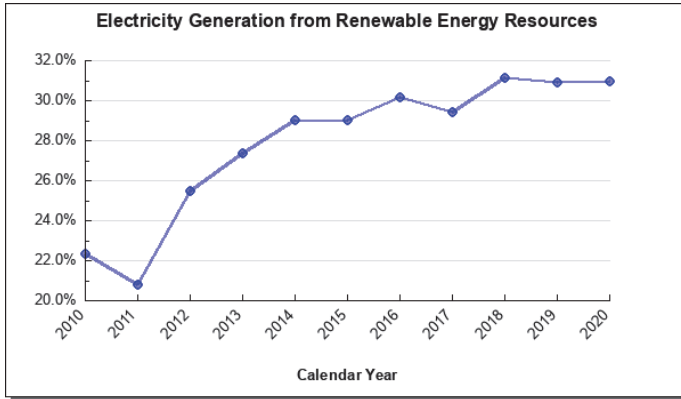
Measures by Core Service

(Additional performance information is available on the web at <https://omb.alaska.gov/results>.)

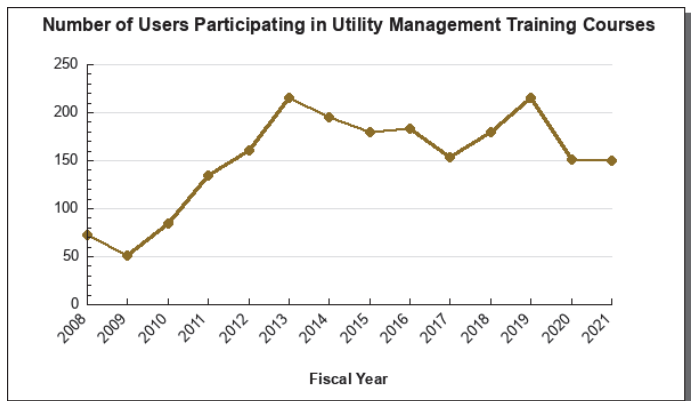
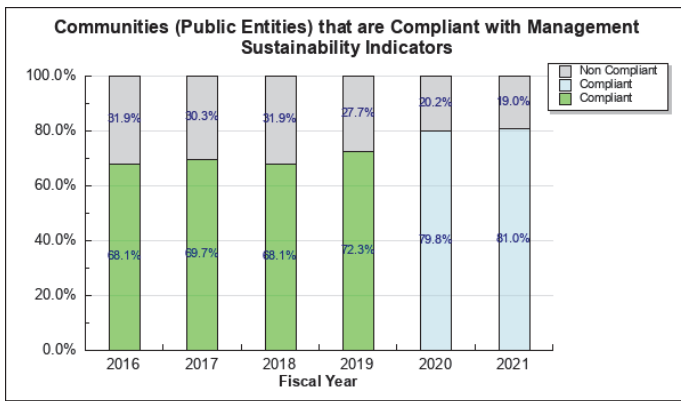
1. Economic Growth



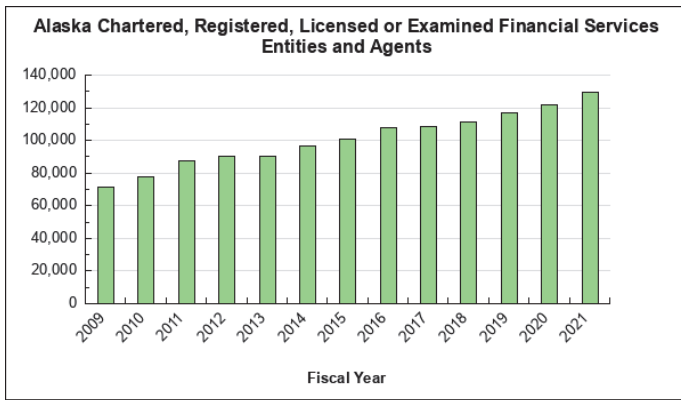
2. Sustainable Energy

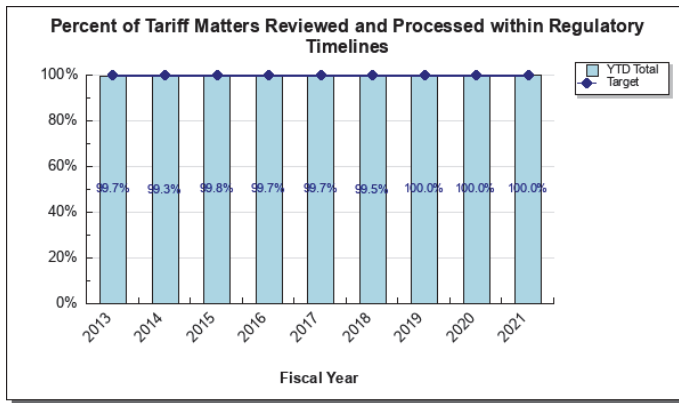


3. Strong Communities



4. Consumer Protection





Major Department Accomplishments in 2021

- Alaska Oil & Gas Conservation Commission continued to administer the Class II Underground Injection Control Program to protect Alaska’s underground fresh water. AOGCC received an Environmental Protection Agency (EPA) grant for 2021 program.
- Economic Development staff supported Alaskan businesses and industries in COVID-19 pandemic response and recovery efforts. Key focus was placed on identifying strategies to make Alaska more competitive in a post pandemic world. Efforts were undertaken to collaborate with Federal partners such as the Federal Communications Commission and the Denali Commission to identify gaps and opportunities in the Alaska economy and especially the rural Alaska economy.
- Corporations, Business and Professional Licensing continues to process an increased volume of licenses and board-level regulatory for health care workers across many professions due to COVID-19. Ten new license types were created across six health care programs to allow emergency licensure during the pandemic.
- Division of Insurance collected \$68.6 million in premium taxes, penalties and fees.
- Alaska Seafood Marketing Institute’s international program successfully shifted to online and e-commerce promotions as a result of the COVID-19 global pandemic. These included featuring recipes on shopping apps, advertisement in online and email catalogs, promotional banners on e-commerce sites, sponsorship of dedicated Alaska seafood pages at e-commerce and direct tie-ins with influencers who provided links to online purchase opportunities. In FY2020 ASMI e-commerce promotions in international markets led to roughly \$9.5 million in sales of a wide variety of Alaska seafood products. China, the well-established leader in e-commerce, led the way with more than \$4 million in online sales, with Germany showing a strong shift to online shopping at \$2.3 million in Alaska seafood sales as a result of ASMI promotions.
- Alaska Industrial Development and Export Authority in FY2021, paid the State a dividend of \$14.475 million, as appropriated to the Unrestricted General Fund. Additionally, despite the emergence of the significant economic impact to Alaska and AIDEA’s operations, loan programs and projects from the COVID-19 pandemic – as well as legacy projects, we declared a \$17.3 million dividend (at the maximum 50% of fiscal year 2020 statutory net income per statute) for FY2022. As one of the largest investors in the State of Alaska, AIDEA has generated positive statutory net income every year since AIDEA began paying a dividend with 1997’s budget process. Inclusive of this dividend, AIDEA has declared since 1997 in aggregate more than \$439 million in dividends and on average \$16.9 million per year.
- Alcohol and Marijuana Control Office’s Marijuana Control Board (MCB) approved 56 new licenses, 378 renewal licenses, and 25 transfer applications in FY2021. There was a total of 418 licenses operating at the end of FY2021. AMCO issues Marijuana Handler permits to all applicants who meet the requirements. Since inception AMCO has issued a growing number of permits totaling 2,191 in FY2020 and 2,656 in FY2021. At the end of FY2021, there were 6,733 active handler permits.
- Community and Regional Affairs assisted 285 communities throughout Alaska. DCRA provided urgent assistance 94 times to avoid disruption to essential public services. This resulted in 44 fuel loans to communities ineligible for bank loans and coordination of fuel deliveries to avoid critical shortages. Additionally, staff provided Power Cost Equalization (PCE) on-site training and assistance to communities to file and receive payments that would have expired; assistance with filing for Payment in Lieu of Taxes (PILT) and Community Assistance Program funds before application deadline; assistance with critical financial issues involving the Internal Revenue Service; assistance with economic disaster recovery; utility freeze up, recovery from natural disasters, and loss of key

personnel. In response to the COVID-19 pandemic, DCRA administered federal CARES Act funding to 228 communities.

- Investments provided patient capital to stimulate business development, job creation, and resident ownership through direct state loan origination on 197 loans and pre-qualifications totaling \$32.3 million across ten revolving loan funds. Investments provided extensive support to the AK CARES business grant program, including grant application review, applicant assistance, and grant approval.
- Regulatory Commission of Alaska completed the review and process of the petition filed by Chugach Electric Association, Inc. to acquire most of the assets of the Municipality of Anchorage d/b/a Municipal Light & Power Department. A final order was issued in the dockets on May 28, 2020, conditionally approving the transaction, and a closing order was issued on December 23, 2020.
- Alaska Energy Authority commissioned the West Fork Upper Battle Creek Diversion Project in the summer of 2020, which added 10% energy to the Bradley Lake Hydroelectric Project. AEA also completed the acquisition of the Sterling to Quartz Creek Transmission Line as part of the Project.
- Banking and Securities collected \$20 million in assessments, fees, and penalties in FY2021; of which \$16 million was contributed to the General Fund.
- Executive Administration identified and implemented application development initiatives to increase efficiencies for department users and customers, especially in the areas of remote access and electronic document storage and access. Extensive effort was put into developing and implementing COVID-19 relief programs.

Key Department Challenges

- Supporting effective local government and essential public services as communities' experience the impact of the COVID-19 pandemic and associated impacts on local revenue sources;
- Efficiently coordinating economic development activities across agencies as the State implements a broad based strategy for economic development;
- Providing support and resources to Alaska's business community as the economy rebounds from the COVID-19 pandemic.

Significant Changes in Results to be Delivered in FY2023

- Coordinated delivery of economic development efforts as division staff are reassigned amongst the Commissioner's Office and Governor's office to provide a broad based economic development strategy with coordinated efforts across agencies.

Contact Information	
Commissioner: Julie Anderson Phone: (907) 465-2500 E-mail: julie.anderson@alaska.gov	Administrative Services Director: Micaela Fowler Phone: (907) 465-2506 E-mail: micaela.fowler@alaska.gov

FY2023 Capital Budget Request

Project Title	Unrestricted Gen (UGF)	Designated Gen (DGF)	Other Funds	Federal Funds	Total Funds
Alaska Energy Authority - Electrical Emergencies Program	200,000	0	0	0	200,000
Alaska Energy Authority - Round XIV Renewable Energy Project Grants (AS 42.45.045)	0	15,000,000	0	0	15,000,000
Alaska Energy Authority - Rural Power Systems Upgrades	0	10,000,000	0	10,000,000	20,000,000
Alaska Energy Authority - Bulk Fuel Upgrades	5,500,000	0	0	7,500,000	13,000,000
Alaska Energy Authority - Volkswagen Settlement	0	0	400,000	0	400,000
City of Palmer Wastewater Treatment Plant Improvements - Phase II	0	0	0	6,900,000	6,900,000
Community Block Grants	65,000	0	0	6,250,000	6,315,000
Economic Recovery Mariculture Incentive Grant Program	0	0	0	25,000,000	25,000,000
National Petroleum Reserve - Alaska Impact Grant Program	0	0	0	13,800,000	13,800,000
Alaska Travel Industry Association	0	0	0	5,000,000	5,000,000
Inter-Island Ferry Authority	250,000	0	0	0	250,000
Named Recipient Grant - Voice of the Arctic Inupiat	1,000,000	0	0	0	1,000,000
Department Total	7,015,000	25,000,000	400,000	74,450,000	106,865,000

This is an appropriation level summary only. For allocations and the full project details see the capital budget.

Summary of Department Budget Changes by RDU

From FY2022 Management Plan to FY2023 Governor

All dollars shown in thousands

	<u>Unrestricted Gen (UGF)</u>	<u>Designated Gen (DGF)</u>	<u>Other Funds</u>	<u>Federal Funds</u>	<u>Total Funds</u>
FY2022 Management Plan	11,581.5	88,997.4	50,185.0	220,110.7	370,874.6
Adjustments which get you to start of year:					
-Insurance	0.0	1,000.0	0.0	0.0	1,000.0
One-time items:					
-Community and Regional Affairs	-185.0	-311.6	0.0	-185,395.7	-185,892.3
-Corp, Bus & Prof Licenses	-1,500.0	-50.0	0.0	0.0	-1,550.0
-Economic Development	0.0	0.0	0.0	-1,000.0	-1,000.0
-AK Oil & Gas Conservation Comm	0.0	0.0	-150.0	0.0	-150.0
-Alaska Energy Authority	0.0	-32,355.0	0.0	0.0	-32,355.0
-Alaska Seafood Marketing Inst	0.0	0.0	0.0	-11,524.4	-11,524.4
Adjustments which continue current level of service:					
-Executive Admin and Dev	198.5	0.0	-107.8	0.0	90.7
-Banking and Securities	0.0	-92.1	0.0	0.0	-92.1
-Community and Regional Affairs	-160.5	281.6	1.6	7.0	129.7
-Corp, Bus & Prof Licenses	-336.3	22.8	0.6	0.0	-312.9
-Economic Development	-216.6	0.0	0.0	0.0	-216.6
-Investments	0.0	-105.2	0.0	0.0	-105.2
-Insurance	0.0	-147.5	0.0	0.0	-147.5
-AK Oil & Gas Conservation Comm	-310.5	153.5	150.0	0.0	-7.0
-Alcohol and Marijuana Control	-79.6	13.2	0.0	0.0	-66.4
-Ak Gasline Development	0.0	0.0	-90.4	0.0	-90.4
-Alaska Energy Authority	0.0	32,355.0	0.0	0.0	32,355.0
-AIDEA	0.0	0.0	-295.7	0.0	-295.7
-Alaska Seafood Marketing Inst	0.0	0.0	-62.5	-2.9	-65.4
-Reg Comm of Ak	-371.7	177.8	0.0	0.0	-193.9
-Agency Unallocated	46.4	132.0	84.3	63.7	326.4
Proposed budget increases:					
-Corp, Bus & Prof Licenses	1,500.0	206.2	0.0	0.0	1,706.2
Proposed budget decreases:					
-Corp, Bus & Prof Licenses	0.0	-67.0	0.0	0.0	-67.0
-Insurance	0.0	-88.5	0.0	0.0	-88.5

Summary of Department Budget Changes by RDU

From FY2022 Management Plan to FY2023 Governor

All dollars shown in thousands

	<u>Unrestricted Gen (UGF)</u>	<u>Designated Gen (DGF)</u>	<u>Other Funds</u>	<u>Federal Funds</u>	<u>Total Funds</u>
FY2023 Governor	10,166.2	90,122.6	49,715.1	22,258.4	172,262.3

Department Totals
Department of Commerce, Community, and Economic Development

Description	FY2021 Actuals	FY2022 Conference Committee	FY2022 Authorized	FY2022 Management Plan	FY2023 Governor	FY2022 Management Plan vs FY2023 Governor	
Department Totals	183,573.9	181,557.6	370,874.6	370,874.6	172,262.3	-198,612.3	-53.6%
Objects of Expenditure:							
71000 Personal Services	56,272.6	66,899.0	68,721.5	67,670.2	66,167.0	-1,503.2	-2.2%
72000 Travel	326.7	2,218.7	2,355.9	2,389.7	2,252.5	-137.2	
73000 Services	37,492.4	51,295.9	62,404.1	64,433.0	53,300.2	-11,132.8	-17.3%
74000 Commodities	809.7	1,244.9	1,463.3	1,451.9	1,223.5	-228.4	-15.7%
75000 Capital Outlay	100.3	125.1	125.1	125.1	125.1	0.0	0.0%
77000 Grants, Benefits	88,572.2	49,774.0	234,804.7	234,804.7	49,194.0	-185,610.7	-79.0%
78000 Miscellaneous	0.0	10,000.0	1,000.0	0.0	0.0	0.0	0.0%
Funding Source:							
1002 Fed Rcpts (Fed)	28,205.0	22,190.6	26,715.0	26,715.0	22,258.4	-4,456.6	-16.7%
1003 G/F Match (UGF)	446.6	1,046.3	1,046.3	1,046.3	1,033.1	-13.2	-1.3%
1004 Gen Fund (UGF)	7,379.6	9,220.2	10,535.2	10,535.2	9,133.1	-1,402.1	-13.3%
1005 GF/Prgm (DGF)	8,679.4	9,906.9	9,906.9	9,906.9	9,821.3	-85.6	-0.9%
1007 I/A Rcpts (Other)	47,495.8	16,944.8	16,944.8	16,944.8	16,731.3	-213.5	-1.3%
1036 Cm Fish Ln (DGF)	3,009.6	4,662.0	4,662.0	4,662.0	4,584.8	-77.2	-1.7%
1037 GF/MH (UGF)	0.0	180.0	0.0	0.0	0.0	0.0	0.0%
1040 Surety Fnd (DGF)	125.5	297.4	297.4	297.4	298.2	0.8	0.3%
1061 CIP Rcpts (Other)	2,520.0	3,822.8	3,822.8	3,822.8	3,822.5	-0.3	0.0%
1062 Power Proj (DGF)	305.8	995.5	995.5	995.5	996.4	0.9	0.1%
1070 Fish En Ln (DGF)	418.0	659.0	659.0	659.0	648.3	-10.7	-1.6%
1074 Bulk Fuel (DGF)	38.0	59.7	59.7	59.7	58.7	-1.0	-1.7%
1102 AIDEA Rcpt (Other)	4,906.0	8,932.9	8,932.9	8,932.9	8,806.0	-126.9	-1.4%
1107 AEA Rcpts (Other)	664.8	780.7	780.7	780.7	781.3	0.6	0.1%
1108 Stat Desig (Other)	7,733.2	16,531.3	16,531.3	16,531.3	16,487.9	-43.4	-0.3%
1141 RCA Rcpts (DGF)	7,840.8	9,418.2	9,418.2	9,418.2	9,620.8	202.6	2.2%
1156 Rcpt Svcs (DGF)	16,941.9	20,107.9	20,369.8	20,369.8	21,323.7	953.9	4.7%
1162 AOGCC Rcpt (DGF)	6,983.0	7,730.1	7,730.1	7,730.1	7,903.1	173.0	2.2%
1164 RDIF (DGF)	44.8	62.8	62.8	62.8	61.7	-1.1	-1.8%
1169 PCE Endow (DGF)	26,875.5	32,736.8	32,736.8	32,736.8	32,736.8	0.0	0.0%
1170 SmBusEDRLF (DGF)	43.9	59.4	59.4	59.4	58.4	-1.0	-1.7%
1202 Anatomical (DGF)	30.0	80.0	80.0	80.0	80.0	0.0	0.0%
1205 Ocn Rngr (Other)	4,306.3	0.0	0.0	0.0	0.0	0.0	0.0%
1206 CPV Tax (Other)	3,827.8	0.0	0.0	0.0	0.0	0.0	0.0%
1210 Renew Ener (DGF)	1,050.0	1,400.0	1,400.0	1,400.0	1,401.2	1.2	0.1%
1216 Boat Rcpts (DGF)	181.5	196.9	196.9	196.9	197.0	0.1	0.1%
1221 Civil Legl (DGF)	360.3	311.6	311.6	311.6	281.9	-29.7	-9.5%
1223 CharterRLF (DGF)	13.0	20.4	20.4	20.4	20.0	-0.4	-2.0%
1224 MariculRLF (DGF)	13.0	20.7	20.7	20.7	20.3	-0.4	-1.9%
1227 MicroRLF (DGF)	6.3	10.2	10.2	10.2	10.0	-0.2	-2.0%
1235 AGDC-LNG (Other)	3,128.5	3,172.5	3,172.5	3,172.5	3,086.1	-86.4	-2.7%
1265 COVID Fed (Fed)	0.0	0.0	186,395.7	186,395.7	0.0	-186,395.7	-100.0%

Department Totals
Department of Commerce, Community, and Economic Development

Description	FY2021 Actuals	FY2022 Conference Committee	FY2022 Authorized	FY2022 Management Plan	FY2023 Governor	FY2022 Management Plan vs FY2023 Governor	
1269 CSLFRF (Fed)	0.0	10,000.0	7,000.0	7,000.0	0.0	-7,000.0	-100.0%
Totals:							
Unrestricted Gen (UGF)	7,826.2	10,446.5	11,581.5	11,581.5	10,166.2	-1,415.3	-12.2%
Designated Gen (DGF)	72,960.3	88,735.5	88,997.4	88,997.4	90,122.6	1,125.2	1.3%
Other Funds	74,582.4	50,185.0	50,185.0	50,185.0	49,715.1	-469.9	-0.9%
Federal Funds	28,205.0	32,190.6	220,110.7	220,110.7	22,258.4	-197,852.3	-89.9%
Positions:							
Permanent Full Time	518	512	514	513	515	2	0.4%
Permanent Part Time	0	0	0	0	0	0	0.0%
Non Permanent	7	5	5	5	5	0	0.0%

Component Summary Unrestricted General Funds Only
Department of Commerce, Community, and Economic Development

Results Delivery Unit/ Component	FY2021 Actuals	FY2022 Conference Committee	FY2022 Authorized	FY2022 Management Plan	FY2023 Governor	FY2022 Management Plan vs FY2023 Governor	
Executive Administration and Development							
Commissioner's Office	160.3	161.5	161.5	161.5	373.1	211.6	131.0%
Administrative Services	668.0	667.3	667.3	667.3	654.2	-13.1	-2.0%
RDU Totals:	828.3	828.8	828.8	828.8	1,027.3	198.5	24.0%
Community and Regional Affairs							
Community & Regional Affairs	4,572.7	6,484.4	6,119.4	6,119.4	5,788.2	-331.2	-5.4%
Serve Alaska	123.9	235.7	235.7	235.7	221.4	-14.3	-6.1%
RDU Totals:	4,696.6	6,720.1	6,355.1	6,355.1	6,009.6	-345.5	-5.4%
Corporations, Business and Professional Licensing							
Corp, Bus & Prof Licensing	411.7	434.6	1,934.6	1,934.6	1,598.3	-336.3	-17.4%
RDU Totals:	411.7	434.6	1,934.6	1,934.6	1,598.3	-336.3	-17.4%
Economic Development							
Economic Development	443.1	216.6	216.6	216.6	0.0	-216.6	-100.0%
RDU Totals:	443.1	216.6	216.6	216.6	0.0	-216.6	-100.0%
Alaska Oil and Gas Conservation Commission							
AK Oil & Gas Conservation Comm	0.0	310.5	310.5	310.5	0.0	-310.5	-100.0%
RDU Totals:	0.0	310.5	310.5	310.5	0.0	-310.5	-100.0%
Alcohol and Marijuana Control Office							
Alcohol and Marijuana Control	0.0	117.7	117.7	117.7	38.1	-79.6	-67.6%
RDU Totals:	0.0	117.7	117.7	117.7	38.1	-79.6	-67.6%
Alaska Energy Authority							
AEA Rural Energy Assistance	847.3	847.3	847.3	847.3	847.3	0.0	0.0%
RDU Totals:	847.3	847.3	847.3	847.3	847.3	0.0	0.0%
Regulatory Commission of Alaska							
Reg Comm of AK	0.0	371.7	371.7	371.7	0.0	-371.7	-100.0%
RDU Totals:	0.0	371.7	371.7	371.7	0.0	-371.7	-100.0%
DCCED State Facilities Rent							
DCCED State Facilities Rent	599.2	599.2	599.2	599.2	599.2	0.0	0.0%
RDU Totals:	599.2	599.2	599.2	599.2	599.2	0.0	0.0%
Agency Unallocated							
Unallocated Rates Adjustment	0.0	0.0	0.0	0.0	46.4	46.4	100.0%
RDU Totals:	0.0	0.0	0.0	0.0	46.4	46.4	100.0%
Unrestricted Gen (UGF):	7,826.2	10,446.5	11,581.5	11,581.5	10,166.2	-1,415.3	-12.2%
Designated Gen (DGF):	0.0	0.0	0.0	0.0	0.0	0.0	0.0%
Other Funds:	0.0	0.0	0.0	0.0	0.0	0.0	0.0%
Federal Funds:	0.0	0.0	0.0	0.0	0.0	0.0	0.0%
Total Funds:	7,826.2	10,446.5	11,581.5	11,581.5	10,166.2	-1,415.3	-12.2%

Component Summary All Funds
Department of Commerce, Community, and Economic Development

Results Delivery Unit/ Component	FY2021 Actuals	FY2022 Conference Committee	FY2022 Authorized	FY2022 Management Plan	FY2023 Governor	FY2022 Management Plan vs FY2023 Governor		
Executive Administration and Development								
Commissioner's Office	22,855.3	1,301.1	1,301.1	1,301.1	1,492.4	191.3	14.7%	
Administrative Services	3,995.1	4,592.9	4,592.9	4,592.9	4,492.3	-100.6	-2.2%	
RDU Totals:	26,850.4	5,894.0	5,894.0	5,894.0	5,984.7	90.7	1.5%	
Banking and Securities								
Banking and Securities	3,869.0	4,341.7	4,341.7	4,341.7	4,249.6	-92.1	-2.1%	
RDU Totals:	3,869.0	4,341.7	4,341.7	4,341.7	4,249.6	-92.1	-2.1%	
Community and Regional Affairs								
Community & Regional Affairs	24,821.5	10,074.6	195,105.3	195,105.3	9,353.4	-185,751.9	-95.2%	
Serve Alaska	1,476.2	2,145.8	2,145.8	2,145.8	2,135.1	-10.7	-0.5%	
RDU Totals:	26,297.7	12,220.4	197,251.1	197,251.1	11,488.5	-185,762.6	-94.2%	
Revenue Sharing								
Payment in Lieu of Taxes	11,471.2	10,428.2	10,428.2	10,428.2	10,428.2	0.0	0.0%	
National Forest Receipts	7,700.2	600.0	600.0	600.0	600.0	0.0	0.0%	
Fisheries Taxes	1,136.7	3,100.0	3,100.0	3,100.0	3,100.0	0.0	0.0%	
RDU Totals:	20,308.1	14,128.2	14,128.2	14,128.2	14,128.2	0.0	0.0%	
Corporations, Business and Professional Licensing								
Corp, Bus & Prof Licensing	13,306.7	15,905.2	17,667.1	17,667.1	17,443.4	-223.7	-1.3%	
RDU Totals:	13,306.7	15,905.2	17,667.1	17,667.1	17,443.4	-223.7	-1.3%	
Economic Development								
Economic Development	580.7	216.6	1,216.6	1,216.6	0.0	-1,216.6	-100.0%	
RDU Totals:	580.7	216.6	1,216.6	1,216.6	0.0	-1,216.6	-100.0%	
Investments								
Investments	3,895.7	5,554.2	5,554.2	5,554.2	5,449.0	-105.2	-1.9%	
RDU Totals:	3,895.7	5,554.2	5,554.2	5,554.2	5,449.0	-105.2	-1.9%	
Insurance								
Insurance Operations	6,502.2	8,176.5	8,176.5	8,176.5	8,940.5	764.0	9.3%	
RDU Totals:	6,502.2	8,176.5	8,176.5	8,176.5	8,940.5	764.0	9.3%	
Alaska Oil and Gas Conservation Commission								
AK Oil & Gas Conservation Comm	7,129.3	8,360.6	8,360.6	8,360.6	8,203.6	-157.0	-1.9%	
RDU Totals:	7,129.3	8,360.6	8,360.6	8,360.6	8,203.6	-157.0	-1.9%	
Alcohol and Marijuana Control Office								
Alcohol and Marijuana Control	3,088.3	4,008.4	4,008.4	4,008.4	3,942.0	-66.4	-1.7%	
RDU Totals:	3,088.3	4,008.4	4,008.4	4,008.4	3,942.0	-66.4	-1.7%	
Alaska Gasline Development Corporation								
AK Gasline Development Corp	3,128.5	3,172.5	3,172.5	3,172.5	3,082.1	-90.4	-2.8%	
RDU Totals:	3,128.5	3,172.5	3,172.5	3,172.5	3,082.1	-90.4	-2.8%	
Alaska Energy Authority								
AEA Owned Facilities	664.8	780.7	780.7	780.7	780.7	0.0	0.0%	
AEA Rural Energy Assistance	3,393.3	5,518.3	5,518.3	5,518.3	5,518.3	0.0	0.0%	
AEA Power Cost Equalization	26,493.7	32,355.0	32,355.0	32,355.0	32,355.0	0.0	0.0%	
Alternative Energy & Efficiency	1,455.2	2,200.0	2,200.0	2,200.0	2,200.0	0.0	0.0%	

Component Summary All Funds
Department of Commerce, Community, and Economic Development

Results Delivery Unit/ Component	FY2021 Actuals	FY2022 Conference Committee	FY2022 Authorized	FY2022 Management Plan	FY2023 Governor	FY2022 Management Plan vs FY2023 Governor	
RDU Totals:	32,007.0	40,854.0	40,854.0	40,854.0	40,854.0	0.0	0.0%
Alaska Industrial Development and Export Authority							
AIDEA	10,763.8	15,497.4	15,497.4	15,497.4	15,201.7	-295.7	-1.9%
AIDEA Facilities Maintenance	349.2	337.0	337.0	337.0	337.0	0.0	0.0%
RDU Totals:	11,113.0	15,834.4	15,834.4	15,834.4	15,538.7	-295.7	-1.9%
Alaska Seafood Marketing Institute							
Alaska Seafood Marketing Inst	15,976.4	31,601.7	33,126.1	33,126.1	21,536.3	-11,589.8	-35.0%
RDU Totals:	15,976.4	31,601.7	33,126.1	33,126.1	21,536.3	-11,589.8	-35.0%
Regulatory Commission of Alaska							
Reg Comm of AK	7,998.5	9,929.8	9,929.8	9,929.8	9,735.9	-193.9	-2.0%
RDU Totals:	7,998.5	9,929.8	9,929.8	9,929.8	9,735.9	-193.9	-2.0%
DCCED State Facilities Rent							
DCCED State Facilities Rent	1,522.4	1,359.4	1,359.4	1,359.4	1,359.4	0.0	0.0%
RDU Totals:	1,522.4	1,359.4	1,359.4	1,359.4	1,359.4	0.0	0.0%
Agency Unallocated							
Unallocated Rates Adjustment	0.0	0.0	0.0	0.0	326.4	326.4	100.0%
RDU Totals:	0.0	0.0	0.0	0.0	326.4	326.4	100.0%
Unrestricted Gen (UGF):	7,826.2	10,446.5	11,581.5	11,581.5	10,166.2	-1,415.3	-12.2%
Designated Gen (DGF):	72,960.3	88,735.5	88,997.4	88,997.4	90,122.6	1,125.2	1.3%
Other Funds:	74,582.4	50,185.0	50,185.0	50,185.0	49,715.1	-469.9	-0.9%
Federal Funds:	28,205.0	32,190.6	220,110.7	220,110.7	22,258.4	-197,852.3	-89.9%
Total Funds:	183,573.9	181,557.6	370,874.6	370,874.6	172,262.3	-198,612.3	-53.6%
Permanent Full Time:	518	512	514	513	515	2	0.4%
Permanent Part Time:	0	0	0	0	0	0	0.0%
Non Permanent:	7	5	5	5	5	0	0.0%
Total Positions:	525	517	519	518	520	2	0.4%

Inter-Agency Revenue Summary
Department of Commerce, Community, and Economic Development
Revenue Type Inter-Agency Receipts Only

Scenario: FY2023 Governor (18673)

IRIS Revenue Type	IRIS Revenue Source Code	Component	Total
Department of Commerce, Community, and Economic Development Totals:			9,307.6
5007 I/A Rcpts	5301 Inter-Agency Receipts	Admin - Department-wide	58.0
5007 I/A Rcpts	5301 Inter-Agency Receipts	Commerce - Administrative Services (1028)	3,814.9
5007 I/A Rcpts	5301 Inter-Agency Receipts	Commerce - AEA Power Cost Equalization (2602)	139.9
5007 I/A Rcpts	5301 Inter-Agency Receipts	Commerce - Commissioner's Office (1027)	1,119.3
5007 I/A Rcpts	5301 Inter-Agency Receipts	Commerce - Investments (383)	10.0
5007 I/A Rcpts	5301 Inter-Agency Receipts	Commerce - Serve Alaska (2946)	35.5
5007 I/A Rcpts	5301 Inter-Agency Receipts	Gov - Department-wide	6.6
5007 I/A Rcpts	5301 Inter-Agency Receipts	Health - Department-wide	1,018.4
5007 I/A Rcpts	5301 Inter-Agency Receipts	Rev - Department-wide	3,105.0
RDU: Executive Administration and Development (119)			4,934.2
5007 I/A Rcpts	5301 Inter-Agency Receipts	Commerce - Administrative Services (1028)	3,814.9
5007 I/A Rcpts	5301 Inter-Agency Receipts	Commerce - Commissioner's Office (1027)	1,119.3
Component: Commissioner's Office (1027)			1,119.3
5007 I/A Rcpts	5301 Inter-Agency Receipts	Commerce - Commissioner's Office (1027)	1,119.3
Component: Administrative Services (1028)			3,814.9
5007 I/A Rcpts	5301 Inter-Agency Receipts	Commerce - Administrative Services (1028)	3,814.9
RDU: Community and Regional Affairs (405)			100.1
5007 I/A Rcpts	5301 Inter-Agency Receipts	Admin - Department-wide	58.0
5007 I/A Rcpts	5301 Inter-Agency Receipts	Commerce - Serve Alaska (2946)	35.5
5007 I/A Rcpts	5301 Inter-Agency Receipts	Gov - Department-wide	6.6
Component: Community and Regional Affairs (2879)			100.1
5007 I/A Rcpts	5301 Inter-Agency Receipts	Admin - Department-wide	58.0
5007 I/A Rcpts	5301 Inter-Agency Receipts	Commerce - Serve Alaska (2946)	35.5
5007 I/A Rcpts	5301 Inter-Agency Receipts	Gov - Department-wide	6.6
RDU: Revenue Sharing (217)			3,100.0
5007 I/A Rcpts	5301 Inter-Agency Receipts	Rev - Department-wide	3,100.0
Component: Fisheries Taxes (2482)			3,100.0
5007 I/A Rcpts	5301 Inter-Agency Receipts	Rev - Department-wide	3,100.0
RDU: Corporations, Business and Professional Licensing (117)			1,023.4
5007 I/A Rcpts	5301 Inter-Agency Receipts	Health - Department-wide	1,018.4
5007 I/A Rcpts	5301 Inter-Agency Receipts	Rev - Department-wide	5.0
Component: Corporations, Business and Professional Licensing (2360)			1,023.4
5007 I/A Rcpts	5301 Inter-Agency Receipts	Health - Department-wide	1,018.4
5007 I/A Rcpts	5301 Inter-Agency Receipts	Rev - Department-wide	5.0
RDU: Alaska Industrial Development and Export Authority (125)			10.0
5007 I/A Rcpts	5301 Inter-Agency Receipts	Commerce - Investments (383)	10.0
Component: Alaska Industrial Development and Export Authority (1234)			10.0
5007 I/A Rcpts	5301 Inter-Agency Receipts	Commerce - Investments (383)	10.0
RDU: Regulatory Commission of Alaska (399)			139.9
5007 I/A Rcpts	5301 Inter-Agency Receipts	Commerce - AEA Power Cost Equalization (2602)	139.9
Component: Regulatory Commission of Alaska (2417)			139.9
5007 I/A Rcpts	5301 Inter-Agency Receipts	Commerce - AEA Power Cost Equalization (2602)	139.9