

State of Alaska FY2023 Governor's Operating Budget

Department of Commerce, Community, and Economic Development Alaska Industrial Development and Export Authority Component Budget Summary

Component: Alaska Industrial Development and Export Authority

Contribution to Department's Mission

Promote, develop, and advance economic growth and diversification in Alaska by providing various means of financing and investment.

Results

(Additional performance information is available on the web at <https://omb.alaska.gov/results>.)

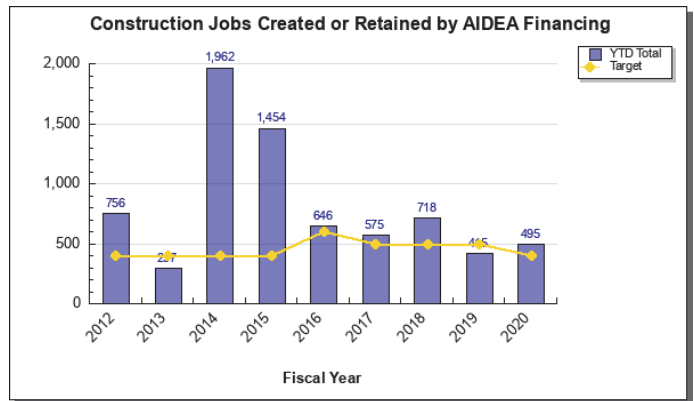
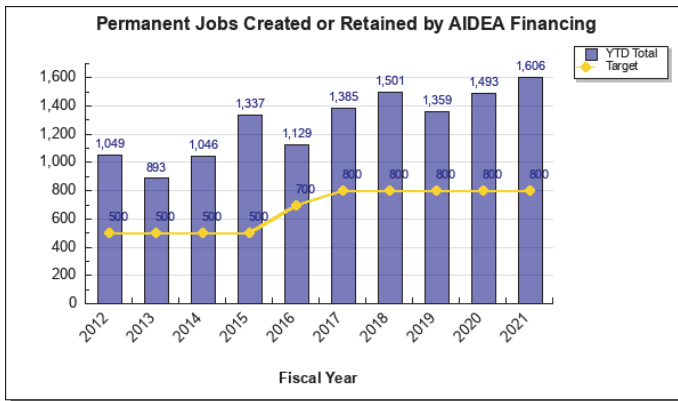
Core Services

- Finance and/or develop commercial, industrial and infrastructure projects to create jobs, grow the economy, and promote resource development in Alaska. Provide predictability to commercial borrowers to allow job growth and a continually expanding economy.
- Manage AIDEA's project development and loan portfolio for best growth of net asset balance while maintaining positive returns to meet operational requirements.
- Provide long-term financing, and/or refinancing, to Alaskan businesses for new or existing projects, and provide access to taxable or tax-exempt conduit bond financing for Alaskan non-municipal organizations.

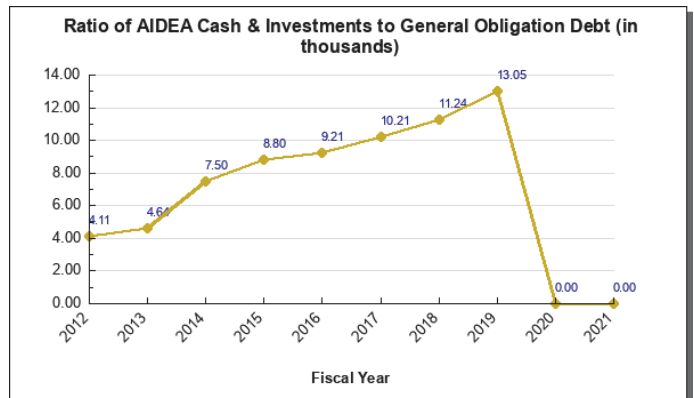
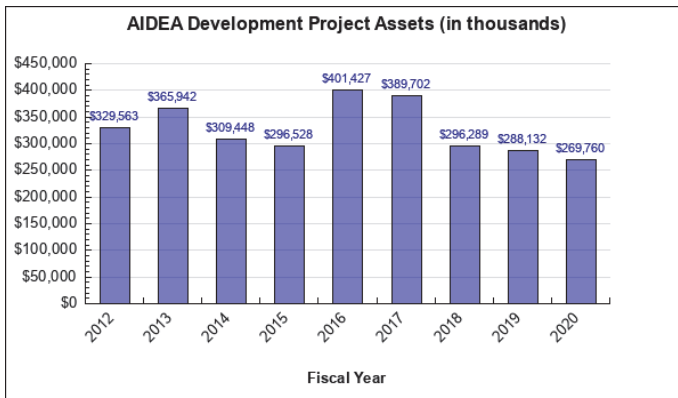
Measures by Core Service

(Additional performance information is available on the web at <https://omb.alaska.gov/results>.)

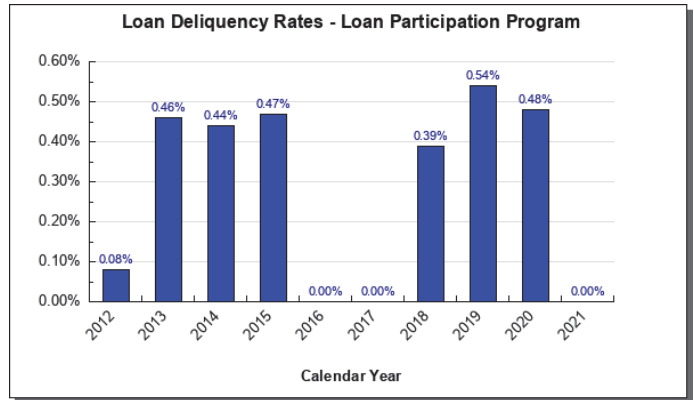
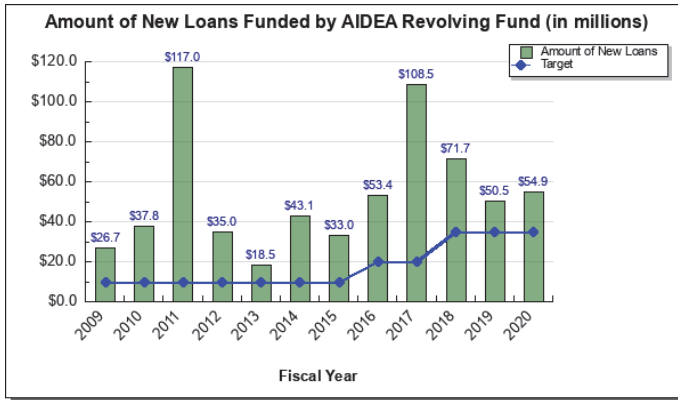
1. Finance and/or develop commercial, industrial and infrastructure projects to create jobs, grow the economy, and promote resource development in Alaska. Provide predictability to commercial borrowers to allow job growth and a continually expanding economy.



2. Manage AIDEA's project development and loan portfolio for best growth of net asset balance while maintaining positive returns to meet operational requirements.



3. Provide long-term financing, and/or refinancing, to Alaskan businesses for new or existing projects, and provide access to taxable or tax-exempt conduit bond financing for Alaskan non-municipal organizations.



Major Component Accomplishments in 2021

- Dividends to the State of Alaska:** During FY2021, the Authority paid the State a dividend of \$14.5 million. Additionally, despite the emergence of the significant economic impact to Alaska and AIDEA’s operations, loan programs and projects from the COVID-19 pandemic – as well as legacy projects, AIDEA declared a \$17.3 million dividend (at the maximum 50% of fiscal year 2020 statutory net income per statute) for FY2022. As one of the largest investors in the State of Alaska, AIDEA has generated positive statutory net income every year since AIDEA began paying a dividend with 1997’s budget process. Inclusive of this dividend, AIDEA has declared since 1997 in aggregate more than \$439 million in dividends and on average \$16.9 million per year.
- AK CARES Grant Program:** The AK CARES program disbursed \$281.6 million in grant funding to 5,746 small businesses impacted by COVID-19 during FY2021. Through RPL 08-2020-0251 and RPL 08-2021-0184, the AK CARES Grant program was identified as an essential part of the State’s emergency economic response to COVID-19. In follow-up to the Governor’s directive for small business relief, AIDEA collaborated with DCCED for the distribution of CARES Act funding in FY2021. AIDEA developed and implemented an on-line application portal to streamline the application process following the initial roll-out of the program in June by Credit Union 1, which used a paper application system. Improvements were also implemented to streamline and broaden program access. The Juneau Economic Development Corporation later participated as an additional program operator and three divisions within DCCED were added to increase the rate of grant processing. AIDEA also added its own grant processors and provided the payment function for grants processed by DCCED and AIDEA.
- Loan Participation Program:** Over the course of FY2021 and through the economic impact of the COVID-19 pandemic the Loan Participation Program originated 27 new loans, supporting the creation or retention of more 516 temporary or construction jobs and 312 permanent jobs. Of the total \$67.4 million invested during the year, AIDEA funded \$59.5 million directly, leveraging 12% in participating bank capital (i.e. 88% funded by AIDEA). Since 1992, AIDEA’s Loan Participation Program has funded over \$1.2 billion supporting 10,155 construction and 10,126 permanent jobs within Alaska’s economy, across all sectors and regions of the state.

Due to the COVID-19 pandemic starting in the fourth quarter of FY2020 and extending into FY2021, AIDEA’s loan programs implemented 82 initial loan modification requests and 14 loan modification extension requests for Alaskan borrowers. These requests deferred principal payments, and interest in a few cases, on loans amounting to \$193,053,942, or approximately 44% of the Loan Participation Program’s total portfolio. In large part because of the vetting process and loan modifications, this program has maintained no real estate owned and no payment delinquencies at the end of FY2021.

- Ambler Access Project:** AIDEA’s development of this road access project advances the resource development of the Ambler Mining District with the potential to create four or more Red Dog level mines within the Ambler district, providing opportunities for over 3,000 total family-supporting jobs during construction and an estimated 1,800 total jobs during operation of the road and associated mines. A major milestone for this critical resource access project was achieved in July 2020 when the Bureau of Land Management (BLM) and U.S. Army Corps of Engineers issued their Joint Record of Decision (ROD) and Clean Water Act Permit, respectively, for the 211-mile access road project to the Ambler Mining District. AIDEA subsequently signed 50 year rights of way with the BLM

and National Park Service on January 6, 2021. This was followed-up by:

- A development agreement between Ambler Metals LLC and AIDEA to each commit up to \$35 million (total \$70 million) for the completion of final feasibility, design, and permitting activities for the access road by latest December 2024.
- Entered into multi-year agreements with the ANSCA Native Corporation landowners (Doyon Limited and NANA) enabling AIDEA's access to their privately held lands along the approved route for these activities.
- Ambler Metals and AIDEA approved a budget of \$13 million for the 2021 field season which is currently underway.
- Established Professional Services Procurement Procedures for the final feasibility activities to promote competitive bidding principles by defining nine critical tasks in order to maximize the opportunity for involvement by all interested and qualified Alaskan contractors.
- Incorporated a Minority Business Enterprise component between 10-35% of contract value to encourage minority Alaskan owned companies to submit proposals for both Prime and Sub-service providers.
- **Section 1002 Oil & Gas Leases:** In December 2020, AIDEA's Board committed \$20 million and approved the Authority's participation in the BLM's Coastal Plain Oil & Gas Lease Program for lease tracts within the Section 1002 Area (as defined within ANILCA) of the Arctic National Wildlife Refuge. AIDEA successfully submitted complying bids and now holds seven leases, covering 365,775 acres within the Section 1002 Area for an initial term of 10 years with exclusive rights of access for exploration activities and development of the tracts. The acquisition of these leases advances the public interest, job growth and economic development benefits that can be achieved by the North Slope region and to the State of Alaska through the production of oil and gas resources on AIDEA's lease tracts within the Section 1002 Area, including:
 - Increasing the economic development opportunity on the North Slope;
 - Enhancing returns to the State and Permanent Fund through increased oil and gas proceeds and royalties (estimated up to \$50 billion in total future royalties, according to the nonpartisan Congressional Budget Office);
 - Promotes new infrastructure development and sustains existing Alaska infrastructure including the Trans-Alaska Pipeline System by adding a projected 1.4 million barrels per day to Alaska's oil production
 - Provides opportunities for growth within Alaska's oil and gas sector businesses
 - Creates good for jobs for Alaskans:
 - Initially 1,430 direct jobs and 6,350 indirect jobs annually; and
 - 2,480 direct jobs and 10,100 indirect jobs at peak employment

Key Component Challenges

- **AIDEA's Financial Standing:**

As a public corporation and political subdivision within DCCED, AIDEA is a self-sustaining authority that does not draw on the State's General Fund for ongoing operating expenses and project/program investment capital. By statute (AS 44.88.190(b)), "the funds, income, or receipts of the authority may not be considered or constitute money of the state..." This serves to protect the State from the project undertakings, liability, commitments, obligations and debt incurred by AIDEA as a public corporation with separate legal existence from the State in fulfilling its mission for economic development, in partnership with private capital, in Alaska.

Each year the Authority provides a letter leading into the Legislative session outlining why the dividend declared under AS 44.88.088 (ranging between 25 to 50% of the most recent fiscal year end statutory net income) is the maximum amount determined by AIDEA Management and its Board to be available to the State – without breaching any agreement entered into by the Authority, materially impairing the operations or financial integrity of the Authority, or materially affecting the ability of the Authority to fulfill its purposes. This is determined based on the following:
- AIDEA's asset base – investments, loans, developments and projects within Alaska – are not financial investments that are un-allocated assets or easily liquidated and transferred to serve other purposes. They are committed, encumbered or held in reserve to fulfill statutory purpose through programs for job growth and economic development in Alaska. Current project commitments and funding obligations are currently expected to reach close to \$390 million. This includes \$65 million in new loan participations, up to \$50 million in new project undertakings and an ongoing obligation for loan modifications.
- As of the date of this narrative, AIDEA's development project pipeline has 15 major infrastructure and development projects in active review status with a potential AIDEA investment target estimated at approximately \$1 billion. There are an additional 12 projects in early stage financial planning with AIDEA for critical energy, port

and resource development projects. AIDEA's capital base remains the sole source of funding for these development opportunities covering all regions of the state. AIDEA's partners on these projects rely on continued financial capacity as a source of financing for these projects.

In order to continue to generate meaningful dividends to the State, it is crucial that the private financial market have confidence that AIDEA's funds are separate and independent of the State of Alaska. Any appropriation beyond the statutorily defined dividend will not only impact AIDEA's ability to issue a dividend and raise funding externally through the capital markets, but will impact all state public corporations who benefit from the statutorily defined separation of their finances from state obligations.

- **Continued Impact from COVID-19:** The economic impact of COVID-19 on AIDEA's operations was felt during FY2021. The Authority has incurred a reduction in cash receipts in excess of \$13.7 million from loan modification deferred payments. This impact is ongoing with several large exposures in extended modification, principally in the tourism sector. Increased provisioning and adjustment to loan loss reserves related to several large loan modifications may be required going into the second half of FY2022.
- **Changing Federal Policies on Resource Development in Alaska:** As the Ambler Access Project and the Section 1002 Area Oil & Gas Leases project proponent, AIDEA has intervened in two critical legal actions against the BLM taken by opponents related to the Project and the Oil & Gas Leases – in each case against the BLM's respective Record of Decision. AIDEA will continue to defend the rights of development on both of these critical projects against actions undertaken by the new administration to the Authority. This remains a significant additional cost to the Authority in defending the state's rights to the critical economic development benefits granted by Congress through codified access to Alaska's resources.
- **Mustang Field Project:** AIDEA has incurred significantly higher legal and carrying costs and investment impact related to the restructuring of the foreclosed Mustang Field oil development. AIDEA is focused on identifying a qualified operator/owner through a sales process that can fully develop the field with the objective of generating over \$200 million in royalty and tax revenue for the state over the life of the project. AIDEA's investment valuation in Mustang at one point reached in excess of \$90 million. This has been progressively reduced to a collective balance sheet position of \$49.3 million as of FYE 2021 (inclusive of a \$14,738,800 outstanding obligation from DOR for payment of MOC1 LLC oil tax credits). AIDEA's position in the assets will be impacted by the results of the sales process which may require further provisioning and carry costs.

Significant Changes in Results to be Delivered in FY2023

AIDEA Declared Dividend: Subject to AS 44.88.088, the dividend payable by AIDEA during FY2023 is based upon the Authority's FY2021 statutory net income as calculated for the Revolving Fund, SETS Fund, and Arctic Infrastructure Fund. The amount of the dividend declared by AIDEA's Board statutorily ranges between 25% and 50% of the calculated statutory net income. Over the past five years, the declared dividend was issued at the maximum amount 3 times and as low as 31%. Since inception of the dividend statute, AIDEA has on average declared dividends at over 46% of the calculated statutory net income for the respective fiscal year. AIDEA is paying a \$17.305 million dividend (at the maximum 50% of FY2020 statutory net income per statute) during FY2022. Based upon a preliminary calculation of AIDEA's statutory net income for FY2021, AIDEA will report a reduced net income level at approximately \$16.2 million (vs. \$34.6 million for FY2020) due to the economic impacts of the Mustang Field project, reduced revenue from loan modifications and increased legal expenses defending critical resource project developments. The resulting range for the declared dividend to the state, payable in FY2023, would be \$4.05 to \$8.1 million subject to review and determination by AIDEA's Board. The Key Component Challenges identified above will have a weighing influence on the level of declared dividend. Both staff and the Board are required to evaluate the balance between the following two principles:

- Provide an adequate financial return to the State in the form of a cash dividend, as contemplated by the Statute, versus
- Ensure the Authority retains the financial capability to achieve its economic development mission for the State.

Mustang DOR Oil Tax Credits: In May 2019, AIDEA purchased a \$16.7 million outstanding loan balance issued by DOR in October 2015 to MOC1 LLC. There are currently \$14.5 million in eligible tax credits payable by DOR to AIDEA following foreclosure on the Mustang assets in September 2020.

AIDEA Project Pipeline: AIDEA's development project pipeline has 15 major infrastructure and development

projects in active review status with a potential AIDEA investment target estimated at approximately \$1 billion. There are an additional 12 projects in early stage financial planning with AIDEA for critical energy, port and resource development projects. AIDEA's capital base remains the sole source of funding for these development opportunities covering all regions of the state. AIDEA's partners on these projects rely on the Authority's continued financial capacity as a source of financing for these projects. Projects are in one or more of the stages below:

- In permitting stages, such as an EIS or 404(b)(1) Permit.
- Development and Financing of Front End Engineering Design (FEED).
- Negotiations with a principal state or federal agency or private company for the development of a Memorandum of Understanding (MOU), an agreed to plan of development, budget and/or construction timeline.
- Undergo feasibility analysis.
- Review financing options.
- Complete analysis.
- Establish legal structures for investment vehicles, and/or finish various construction stages.

Section 1002 Area Oil & Gas Leases: In January 2020, AIDEA acquired exclusive rights for oil & gas exploration and development on 365,775 acres within the Section 1002 Area (North Slope). AIDEA expended \$13.5 million on the acquisition and has an ongoing obligation to incur over \$32 million in lease payments through the initial ten-year term. AIDEA has received notice from the Department of Interior that the leases are purported to have been suspended by Secretarial Order and the BLM has initiated a supplemental environmental impact study process as a result of that Secretarial Order. There is also current legislation under discussion with the U.S. House of Representatives on a broader infrastructure spending bill to cancel these leases. AIDEA's position is that the leases are valid and enforceable and will continue with its obligation under the leases to pay the leases and actively pursue development. This entails the engagement of planning and permitting professional services to support a multi-phase seismic survey program on AIDEA's leases which has been preliminarily budgeted to cost in excess of \$60 million. AIDEA's financial results will be impacted by the outcome of these events.

Statutory and Regulatory Authority

AS 44.88 Alaska Industrial Development and Export Authority
3 AAC 99.100 Alaska Industrial Development and Export Authority

Contact Information
<p>Contact: Alan Weitzner, Executive Director Phone: (907) 771-3050 E-mail: AWeitzner@aidea.org</p>

**Alaska Industrial Development and Export Authority
Personal Services Information**

Authorized Positions			Personal Services Costs	
	FY2022 Management Plan	FY2023 Governor		
Full-time	82	82	Annual Salaries	8,263,564
Part-time	0	0	Premium Pay	94,801
Nonpermanent	0	0	Annual Benefits	4,707,819
			<i>Less 6.03% Vacancy Factor</i>	<i>(788,384)</i>
			Lump Sum Premium Pay	0
Totals	82	82	Total Personal Services	12,277,800

Position Classification Summary

Job Class Title	Anchorage	Fairbanks	Juneau	Others	Total
Accountant	2	0	0	0	2
Accounting Technician	3	0	0	0	3
Accounting Technician 1	2	0	0	0	2
Acct Analyst	1	0	0	0	1
Administrative Assistant	3	0	0	0	3
Aea Assets Mgr	1	0	0	0	1
Ambler Contracts Specialist	0	1	0	0	1
Analyst Programmer	1	0	0	0	1
Assistant Cfo/Controller-Aea	1	0	0	0	1
Assistant Cfo/Controller-Aidea	1	0	0	0	1
Assistant Controller	1	0	0	0	1
Assistant Controller-Aea	1	0	0	0	1
Assistant Project Manager	1	0	0	0	1
Ceo/Exec Dir	1	0	0	0	1
Chief Financial Officer	1	0	0	0	1
Chief Infrastructure Dev Ofc	1	0	0	0	1
Chief Investment Officer	1	0	0	0	1
Chief Operation Officer	1	0	0	0	1
Circuit Rider Technician	2	0	0	0	2
Commercial Finance Director	1	0	0	0	1
Communication Director	2	0	0	0	2
Contract Administrator	2	0	0	0	2
Contracting Officer	1	0	0	0	1
Credit Administrator	1	0	0	0	1
Director of Planning	1	0	0	0	1
Director Railbelt Energy	1	0	0	0	1
Director Rural Programs	1	0	0	0	1
Economist	2	0	0	0	2
Energy Funding Res. Specialist	1	0	0	0	1
Engagement & Communication Spc	0	1	0	0	1
Executive Assistant	2	0	0	0	2
Executive Director	1	0	0	0	1
Fin Sys Analyst	1	0	0	0	1
Grants Coordinator	1	0	0	0	1
HR Technician	1	0	0	0	1
Human Resource Director	1	0	0	0	1

Position Classification Summary					
Job Class Title	Anchorage	Fairbanks	Juneau	Others	Total
Info Tech Dir	1	0	0	0	1
Infrastructure Engineer	1	0	0	0	1
Infrstc Dev Off	1	0	0	0	1
Invst Ofc Pj Fn	1	0	0	0	1
It Analyst/Network Support	1	0	0	0	1
Loan Officer 2	2	0	0	0	2
Loan Servicing/Accounting Tech	1	0	0	0	1
Mis Administrator	1	0	0	0	1
PCE Mgr/Caa	1	0	0	0	1
PCE Technician	2	0	0	0	2
Pre Des Env Mgr	1	0	0	0	1
Program Manager	1	0	0	0	1
Program Manager - Energy Data	1	0	0	0	1
Project Manager	8	0	0	0	8
Rural Assistance Manager	1	0	0	0	1
Rural Electric Utility Worker	1	0	0	0	1
Senior Accountant	2	0	0	0	2
Senior Contracting Officer	1	0	0	0	1
Senior Finance Officer	1	0	0	0	1
Senior Infrastructure Dev Off	1	0	0	0	1
Senior Loan Servicer	1	0	0	0	1
Sr Mgr PF&Am	1	0	0	0	1
Sr Prj Acct Ba	1	0	0	0	1
Sr. Invest. Off. Proj. Finance	1	0	0	0	1
Systems Programmer	1	0	0	0	1
Totals	80	2	0	0	82

Component Detail All Funds
Department of Commerce, Community, and Economic Development

Component: Alaska Industrial Development and Export Authority (1234)
RDU: Alaska Industrial Development and Export Authority (125)

Non-Formula Component

	FY2021 Actuals	FY2022 Conference Committee	FY2022 Authorized	FY2022 Management Plan	FY2023 Governor	FY2022 Management Plan vs FY2023 Governor	
71000 Personal Services	9,398.8	12,573.5	12,573.5	12,573.5	12,277.8	-295.7	-2.4%
72000 Travel	36.2	111.5	111.5	143.3	143.3	0.0	0.0%
73000 Services	1,264.0	2,708.0	2,708.0	2,676.2	2,646.2	-30.0	-1.1%
74000 Commodities	40.1	68.9	68.9	68.9	98.9	30.0	43.5%
75000 Capital Outlay	24.7	35.5	35.5	35.5	35.5	0.0	0.0%
77000 Grants, Benefits	0.0	0.0	0.0	0.0	0.0	0.0	0.0%
78000 Miscellaneous	0.0	0.0	0.0	0.0	0.0	0.0	0.0%
Totals	10,763.8	15,497.4	15,497.4	15,497.4	15,201.7	-295.7	-1.9%
Fund Sources:							
1007 I/A Rcpts (Other)	5,579.2	6,655.9	6,655.9	6,655.9	6,513.0	-142.9	-2.1%
1061 CIP Rcpts (Other)	627.8	245.6	245.6	245.6	239.7	-5.9	-2.4%
1102 AIDEA Rcpt (Other)	4,556.8	8,595.9	8,595.9	8,595.9	8,449.0	-146.9	-1.7%
Unrestricted General (UGF)	0.0	0.0	0.0	0.0	0.0	0.0	0.0%
Designated General (DGF)	0.0	0.0	0.0	0.0	0.0	0.0	0.0%
Other Funds	10,763.8	15,497.4	15,497.4	15,497.4	15,201.7	-295.7	-1.9%
Federal Funds	0.0	0.0	0.0	0.0	0.0	0.0	0.0%
Positions:							
Permanent Full Time	82	82	82	82	82	0	0.0%
Permanent Part Time	0	0	0	0	0	0	0.0%
Non Permanent	0	0	0	0	0	0	0.0%

Change Record Detail - Multiple Scenarios with Descriptions
Department of Commerce, Community, and Economic Development

Component: Alaska Industrial Development and Export Authority (1234)

RDU: Alaska Industrial Development and Export Authority (125)

Scenario/Change Record Title	Trans Type	Totals	Personal Services	Travel	Services	Commodities	Capital Outlay	Grants, Benefits	Miscellaneous	Positions		NP
										PFT	PPT	
***** Changes From FY2022 Conference Committee To FY2022 Authorized *****												
FY2022 Conference Committee												
	ConfCom	15,497.4	12,573.5	111.5	2,708.0	68.9	35.5	0.0	0.0	82	0	0
1007 I/A Rcpts		6,655.9										
1061 CIP Rcpts		245.6										
1102 AIDEA Rcpt		8,595.9										
Subtotal		15,497.4	12,573.5	111.5	2,708.0	68.9	35.5	0.0	0.0	82	0	0
***** Changes From FY2022 Authorized To FY2022 Management Plan *****												
Align Authority with Anticipated Expenditures												
	LIT	0.0	0.0	31.8	-31.8	0.0	0.0	0.0	0.0	0	0	0
Align authorization for anticipated expenditures in the travel line, consistent with the FY2022 Travel Plan.												
Subtotal		15,497.4	12,573.5	143.3	2,676.2	68.9	35.5	0.0	0.0	82	0	0
***** Changes From FY2022 Management Plan To FY2023 Governor *****												
FY2023 Executive Health Insurance, SBS, and Risk Management Rate Changes												
	SalAdj	129.3	129.3	0.0	0.0	0.0	0.0	0.0	0.0	0	0	0
1007 I/A Rcpts		67.2										
1061 CIP Rcpts		2.0										
1102 AIDEA Rcpt		60.1										
FY2023 Change Partially Exempt & Exempt Executive (EE) - Health Insurance from \$1,555 to \$1,685; SBS and Risk Management Rates: \$129.3												
FY2023 PERS Actuarial Rate Adjustment to 24.79% Ch9 SLA2021 (SB55)												
	SalAdj	-425.0	-425.0	0.0	0.0	0.0	0.0	0.0	0.0	0	0	0
1007 I/A Rcpts		-210.1										
1061 CIP Rcpts		-7.9										
1102 AIDEA Rcpt		-207.0										
Includes: FY2023 Adjustment for PERS ARM Board Approved Rate of 24.79% (from 30.11%): \$-425.0												
Align Authority with Anticipated Expenditures												
	LIT	0.0	0.0	0.0	-30.0	30.0	0.0	0.0	0.0	0	0	0
Align authority with anticipated commodities expenditures. AIDEA expects to incur additional costs for meeting supplies related to outreach and stakeholder engagement, as well as an increase in computer and network hardware costs.												

Change Record Detail - Multiple Scenarios with Descriptions
Department of Commerce, Community, and Economic Development

Component: Alaska Industrial Development and Export Authority (1234)

RDU: Alaska Industrial Development and Export Authority (125)

Scenario/Change Record Title	Trans Type	Totals	Personal Services	Travel	Services	Commodities	Capital Outlay	Grants, Benefits	Miscellaneous	Positions		NP
										PFT	PPT	
	Totals	15,201.7	12,277.8	143.3	2,646.2	98.9	35.5	0.0	0.0	82	0	0

Line Item Detail (1676)
Department of Commerce, Community, and Economic Development
Travel

Component: Alaska Industrial Development and Export Authority (1234)

Line Number	Line Name		FY2021 Actuals	FY2022 Management Plan	FY2023 Governor
2000	Travel		36.2	143.3	143.3
Object Class	Servicing Agency	Explanation	FY2021 Actuals	FY2022 Management Plan	FY2023 Governor
2000 Travel Detail Totals			36.2	143.3	143.3
2000	In-State Employee Travel	In-State Transportation - Transportation costs for travel relating to administration, meetings, boards and commissions.	5.6	100.9	100.9
2001	In-State Non-Employee Travel	In-State Transportation - Transportation costs for travel relating to meetings and boards for non-employees.	30.6	30.6	30.6
2002	Out of State Employee Travel	Out-of-State Transportation - Transportation costs for travel relating to administration, meetings, boards and commissions.	0.0	11.8	11.8

Line Item Detail (1676)
Department of Commerce, Community, and Economic Development
Services

Component: Alaska Industrial Development and Export Authority (1234)

Line Number	Line Name		FY2021 Actuals	FY2022 Management Plan	FY2023 Governor
3000	Services		1,264.0	2,676.2	2,646.2
Object Class	Servicing Agency	Explanation	FY2021 Actuals	FY2022 Management Plan	FY2023 Governor
3000 Services Detail Totals			1,264.0	2,676.2	2,646.2
3000	Education Services	Training, educational conferences, agency memberships, tuition, books and fees for work-related courses.	12.4	40.0	40.0
3001	Financial Services	Accounting, auditing, management consulting, grantee monitoring, loan servicing and insurance related services.	165.9	95.0	95.0
3002	Legal and Judicial Services	Legal and judicial services, including costs to conduct hearings and transcription fees.	86.7	570.0	570.0
3002	Legal and Judicial Services	Recording fees.	41.0	0.0	0.0
3003	Information Technology	Information Technology - Training, consulting, equipment and software leases, licensing and maintenance.	77.1	80.0	80.0
3004	Telecommunications	Local, long distance, and cellular telephone charges, television, data/network, telecommunication equipment, and other wireless charges from outside vendors.	36.9	37.0	37.0
3006	Delivery Services	Freight, courier services, and postage.	6.7	5.0	5.0
3007	Advertising and Promotions	Advertising, promotions and legal notices.	20.9	38.0	38.0
3008	Utilities	Electricity, heating fuel, water, sewage and disposal services.	-1.9	1.0	1.0
3009	Structure/Infrastructure/Land	Structure, infrastructure and land repairs, maintenance, rentals and	0.0	1.0	1.0

Line Item Detail (1676)
Department of Commerce, Community, and Economic Development
Services

Component: Alaska Industrial Development and Export Authority (1234)

Object Class	Servicing Agency	Explanation	FY2021 Actuals	FY2022 Management Plan	FY2023 Governor
3000 Services Detail Totals			1,264.0	2,676.2	2,646.2
		leases.			
3010	Equipment/Machinery	Machinery, furniture and equipment purchase, repairs, maintenance, rentals, and leases.	0.7	30.0	30.0
3011	Other Services	Other professional services.	354.8	918.2	888.2
3017	Inter-Agency Information Technology Non-Telecommunications	Admin - Department-wide Office of Information Technology - core services chargeback and pass-through billings for specialty licensing and other items.	259.3	300.0	300.0
3022	Inter-Agency Human Resources	Admin - Department-wide Division of Personnel and Labor Relations - Human resource and personnel services.	47.5	70.0	70.0
3024	Inter-Agency Legal	Law - Department-wide Legal services.	238.2	300.0	300.0
3024	Inter-Agency Legal	Law - Department-wide Regulations review.	2.0	5.0	5.0
3026	Inter-Agency Insurance	Admin - Department-wide Division of Risk Management - Risk management insurance charges for leased buildings, repossessed properties, public official bonds, and overhead.	8.8	9.0	9.0
3027	Inter-Agency Financial	Admin - Department-wide Division of Finance - Computer services for State accounting (IRIS), payroll (IRIS HRM), and reporting (ALDER) systems.	1.1	5.0	5.0
3028	Inter-Agency Americans with Disabilities Act Compliance	Admin - Department-wide Americans with Disabilities Act (ADA) enforcement.	0.7	1.0	1.0
3029	Inter-Agency Education/Training	Admin - Department-wide Educational and training services, including procurement certification and Division of Finance courses.	0.0	1.0	1.0
3038	Inter-Agency Management/Consulting	Core service billings incurred by the Alaska Industrial Development and Export Authority and adjusted to the Alaska Energy Authority.	-229.2	0.0	0.0

Line Item Detail (1676)
Department of Commerce, Community, and Economic Development
Services

Component: Alaska Industrial Development and Export Authority (1234)

Object Class	Servicing Agency	Explanation	FY2021 Actuals	FY2022 Management Plan	FY2023 Governor
3000 Services Detail Totals			1,264.0	2,676.2	2,646.2
3038	Inter-Agency Management/Consulting	Commerce - Commissioner's Office (1027)	Commissioner's Office support. 72.7	100.0	100.0
3038	Inter-Agency Management/Consulting	Commerce - Administrative Services (1028)	Administrative Services support. 63.7	70.0	70.0
3038	Inter-Agency Management/Consulting		Rate credits from FY2020. -7.0	0.0	0.0
3038	Inter-Agency Management/Consulting		Rate adjustments for FY2021. 5.0	0.0	0.0

Line Item Detail (1676)
Department of Commerce, Community, and Economic Development
Commodities

Component: Alaska Industrial Development and Export Authority (1234)

Line Number	Line Name		FY2021 Actuals	FY2022 Management Plan	FY2023 Governor
4000	Commodities		40.1	68.9	98.9
Object Class	Servicing Agency	Explanation	FY2021 Actuals	FY2022 Management Plan	FY2023 Governor
4000 Commodities Detail Totals			40.1	68.9	98.9
4000	Business	Supplies for office, library, training, and instructional needs, including small equipment, tools and subscriptions.	32.7	57.9	87.9
4002	Household/Institutional	Cleaning, food, and other household supplies.	7.4	11.0	11.0

Line Item Detail (1676)

**Department of Commerce, Community, and Economic Development
Capital Outlay**

Component: Alaska Industrial Development and Export Authority (1234)

Line Number	Line Name		FY2021 Actuals	FY2022 Management Plan	FY2023 Governor
5000	Capital Outlay		24.7	35.5	35.5
Object Class	Servicing Agency	Explanation	FY2021 Actuals	FY2022 Management Plan	FY2023 Governor
5000 Capital Outlay Detail Totals			24.7	35.5	35.5
5004	Equipment	Equipment and furniture.	24.7	35.5	35.5

Revenue Detail (1681)

Department of Commerce, Community, and Economic Development

Component: Alaska Industrial Development and Export Authority (1234)

Revenue Type (OMB Fund Code) Revenue Source	Component	Comment	FY2021 Actuals	FY2022 Management Plan	FY2023 Governor
5007 I/A Rcpts (1007 I/A Rcpts)			5,579.2	6,655.9	6,513.0
5301 Inter-Agency Receipts		Reimbursable services agreements with the Alaska Energy Authority for personal services.	0.0	6,645.9	6,503.0
5301 Inter-Agency Receipts	Commerce - AEA Rural Energy Assistance (2600)	Reimbursable services agreement with the Alaska Energy Authority for personal services.	2,866.6	0.0	0.0
5301 Inter-Agency Receipts	Commerce - AEA Owned Facilities (2599)	Reimbursable services agreement with the Alaska Energy Authority for personal services.	616.3	0.0	0.0
5301 Inter-Agency Receipts	Commerce - AEA Power Cost Equalization (2602)	Reimbursable services agreement with the Alaska Energy Authority for personal services.	231.7	0.0	0.0
5301 Inter-Agency Receipts	Commerce - Alternative Energy & Efficiency (2888)	Reimbursable services agreement with the Alaska Energy Authority for personal services.	1,191.5	0.0	0.0
5301 Inter-Agency Receipts		Inter-agency receipts from capital projects managed by the Alaska Energy Authority. These funds were receipted first into the Alaska Energy as capital improvement receipts, and transferred to the Alaska Industrial Development and Export Authority to reimburse for services.	392.6	0.0	0.0
5301 Inter-Agency Receipts	Commerce - Investments (383)	Management of the Small Business Economic Development Revolving Loan Fund and the Rural Development Initiative Fund.	0.0	10.0	10.0
5301 Inter-Agency Receipts	Commerce - Commissioner's Office (1027)	Inter-agency receipts for personal services related to AK CARES grants.	280.5	0.0	0.0
5061 CIP Rcpts (1061 CIP Rcpts)			627.8	245.6	239.7
5351 Capital Improvement Project Inter-Agency		Capital Improvement Project Receipts.	627.8	245.6	239.7

Revenue Detail (1681)

Department of Commerce, Community, and Economic Development

Component: Alaska Industrial Development and Export Authority (1234)

Revenue Type (OMB Fund Code) Revenue Source	Component	Comment	FY2021 Actuals	FY2022 Management Plan	FY2023 Governor
5102 AIDEA Rcpt (1102 AIDEA Rcpt)			4,556.8	8,595.9	8,449.0
5415 Alaska Industrial Development and Export Authority Receipts		AIDEA Receipts.	628.6	0.0	0.0
5415 Alaska Industrial Development and Export Authority Receipts		AIDEA Receipts transferred to DCCED for payroll and other costs paid in IRIS.	3,928.2	8,595.9	8,449.0

Inter-Agency Services (1682)

Department of Commerce, Community, and Economic Development

Component: Alaska Industrial Development and Export Authority (1234)

	FY2021 Actuals	FY2022 Management Plan	FY2023 Governor
Component Totals	694.0	861.0	861.0
With Department of Administration	317.4	386.0	386.0
With Department of Law	240.2	305.0	305.0
With Department of Commerce, Community, and Economic Development	136.4	170.0	170.0

Object Class	Servicing Agency	Explanation	FY2021 Actuals	FY2022 Management Plan	FY2023 Governor
3017 Inter-Agency Information Technology Non-Telecommunications	Admin - Department-wide	Office of Information Technology - core services chargeback and pass-through billings for specialty licensing and other items.	259.3	300.0	300.0
3022 Inter-Agency Human Resources	Admin - Department-wide	Division of Personnel and Labor Relations - Human resource and personnel services.	47.5	70.0	70.0
3024 Inter-Agency Legal	Law - Department-wide	Legal services.	238.2	300.0	300.0
3024 Inter-Agency Legal	Law - Department-wide	Regulations review.	2.0	5.0	5.0
3026 Inter-Agency Insurance	Admin - Department-wide	Division of Risk Management - Risk management insurance charges for leased buildings, repossessed properties, public official bonds, and overhead.	8.8	9.0	9.0
3027 Inter-Agency Financial	Admin - Department-wide	Division of Finance - Computer services for State accounting (IRIS), payroll (IRIS HRM), and reporting (ALDER) systems.	1.1	5.0	5.0
3028 Inter-Agency Americans with Disabilities Act Compliance	Admin - Department-wide	Americans with Disabilities Act (ADA) enforcement.	0.7	1.0	1.0
3029 Inter-Agency Education/Training	Admin - Department-wide	Educational and training services, including procurement certification and Division of Finance courses.	0.0	1.0	1.0
3038 Inter-Agency Management/Consulting	Commerce - Commissioner's Office (1027)	Commissioner's Office support.	72.7	100.0	100.0

Inter-Agency Services (1682)

Department of Commerce, Community, and Economic Development

Component: Alaska Industrial Development and Export Authority (1234)

Object Class	Servicing Agency	Explanation	FY2021 Actuals	FY2022 Management Plan	FY2023 Governor
3038 Inter-Agency Management/Consulting	Commerce - Administrative Services (1028)	Administrative Services support.	63.7	70.0	70.0

Personal Services Expenditure Detail
Department of Commerce, Community, and Economic Development

Scenario: FY2023 Governor (18673)
Component: Alaska Industrial Development and Export Authority (1234)
RDU: Alaska Industrial Development and Export Authority (125)

PCN	Job Class Title	Time Status	Retire Code	Barg Unit	Location	Salary Sched	Range / Step	Comp Months	Split / Count	Annual Salaries	COLA	Premium Pay	Annual Benefits	Total Costs	UGF Amount
08-0200	Ceo/Exec Dir	FT	A	XE	Anchorage	N00	28	12.0		225,000	0	0	98,867	323,867	0
08-0201	Commercial Finance Director	FT	A	XE	Anchorage	N00	27	12.0		155,000	0	0	77,202	232,202	0
08-0202	Program Manager	FT	A	XE	Anchorage	N00	27P	12.0		80,769	0	0	50,186	130,955	0
08-0203	Chief Financial Officer	FT	A	XE	Anchorage	N00	27	12.0		165,000	0	0	80,297	245,297	0
08-0204	Loan Officer 2	FT	A	XE	Anchorage	N00	25P	12.0		143,130	0	0	73,310	216,440	0
08-0205	Loan Officer 2	FT	A	XE	Anchorage	99	24M	12.0		121,563	0	0	65,313	186,876	0
08-0206	Chief Operation Officer	FT	A	XE	Anchorage	N00	27	12.0		200,000	0	0	91,130	291,130	0
08-0207	Senior Loan Servicer	FT	A	XE	Anchorage	N00	19J / K	12.0		78,769	0	0	49,445	128,214	0
08-0208	Executive Director	FT	A	XE	Anchorage	N00	28	12.0		185,000	0	0	86,487	271,487	0
08-0209	Assistant Cfo/Controller-Aidea	FT	A	XE	Anchorage	N00	25M	12.0		130,026	0	0	68,451	198,477	0
08-0210	Loan Servicing/Accounting Tech	FT	A	XE	Anchorage	N00	12J	12.0		48,633	0	0	38,270	86,903	0
08-0211	Accounting Technician	FT	A	XE	Anchorage	N00	15Q / R	12.0		76,989	0	0	48,785	125,774	0
08-0213	Executive Assistant	FT	A	XE	Anchorage	N00	18M	12.0		80,984	0	0	50,266	131,250	0
08-0214	Accounting Technician	FT	A	XE	Anchorage	N00	15D / E	12.0		55,179	0	0	40,698	95,877	0
08-0215	Credit Administrator	FT	A	XE	Anchorage	N00	14D / E	12.0		51,929	0	0	39,493	91,422	0
08-0216	Accounting Technician 1	FT	A	XE	Anchorage	N00	12D	12.0		44,031	0	0	36,564	80,595	0
08-0217	PCE Technician	FT	A	XE	Anchorage	N00	12J	12.0		48,633	0	0	38,270	86,903	0
08-0219	Executive Assistant	FT	A	XE	Anchorage	N00	18M / N	12.0		83,133	0	0	51,063	134,196	0
08-0220	Project Manager	FT	A	XE	Anchorage	N00	25J / K	12.0		121,973	0	0	65,465	187,438	0
08-0221	Accounting Technician	FT	A	XE	Anchorage	N00	14J / K	12.0		56,255	0	0	41,097	97,352	0
08-0222	Project Manager	FT	A	XE	Anchorage	N00	24F / J	12.0		109,471	0	0	60,829	170,300	0
08-0223	Communication Director	FT	A	XE	Anchorage	N00	23N / O	12.0		118,957	0	0	64,347	183,304	0
08-0224	Chief Infrastructure Dev Ofc	FT	A	XE	Anchorage	N00	27	12.0		168,040	0	0	81,238	249,278	0
08-0227	Mis Administrator	FT	A	XE	Anchorage	N00	24C / D	12.0		96,959	0	0	56,190	153,149	0
08-0228	Sr Mgr PF&Am	FT	A	XE	Anchorage	N00	25L	12.0		125,931	0	0	66,932	192,863	0
08-0229	Chief Investment Officer	FT	A	XE	Anchorage	N00	27	12.0		175,000	0	0	83,392	258,392	0
08-0230	Director of Planning	FT	A	XE	Anchorage	N00	26O	12.0		143,598	0	0	73,483	217,081	0
08-0231	Project Manager	FT	A	XE	Anchorage	N00	24F / J	12.0		107,141	0	0	59,965	167,106	0
08-0233	Engagement & Communication Spc	FT	A	XE	Fairbanks	N03	14B / C	12.0		50,193	0	0	38,849	89,042	0
08-0401	Info Tech Dir	FT	A	XE	Anchorage	N00	25L	12.0		125,931	0	0	66,932	192,863	0
08-0402	Sr. Invest. Off. Proj. Finance	FT	A	XE	Anchorage	N00	26N / O	10.0		119,665	0	0	61,236	180,901	0
08-0403	Project Manager	FT	A	XE	Anchorage	N00	24J / K	12.0		111,397	0	0	61,543	172,940	0
08-0410	Administrative Assistant	FT	A	XE	Anchorage	N00	14L	12.0		59,670	0	0	42,363	102,033	0
08-0411	PCE Mgr/Caa	FT	A	XE	Anchorage	N00	22E / F	12.0		91,080	0	0	54,010	145,090	0
08-0412	Ambler Contracts Specialist	FT	A	XE	Fairbanks	N03	20D	12.0		78,468	0	0	49,333	127,801	0

Note: If a position is split, an asterisk (*) will appear in the Split/Count column. If the split position is also counted in the component, two asterisks (**) will appear in this column. [No valid job title] appearing in the Job Class Title indicates that the PCN has an invalid class code or invalid range for the class code effective date of this scenario.

Personal Services Expenditure Detail
Department of Commerce, Community, and Economic Development

Scenario: FY2023 Governor (18673)
Component: Alaska Industrial Development and Export Authority (1234)
RDU: Alaska Industrial Development and Export Authority (125)

PCN	Job Class Title	Time Status	Retire Code	Barg Unit	Location	Salary Sched	Range / Step	Comp Months	Split / Count	Annual Salaries	COLA	Premium Pay	Annual Benefits	Total Costs	UGF Amount
08-0423	Senior Accountant	FT	A	XE	Anchorage	N00	24J	12.0		109,902	0	0	60,989	170,891	0
08-0425	Program Manager - Energy Data	FT	A	XE	Anchorage	N00	20C	12.0		73,496	0	0	47,490	120,986	0
08-0438	Accountant	FT	A	XE	Anchorage	N00	15J / K	12.0		60,314	0	0	42,602	102,916	0
08-0440	Contract Administrator	FT	A	XE	Anchorage	N00	16P	12.0		77,883	0	0	49,116	126,999	0
08-0443	Project Manager	FT	A	XE	Anchorage	N00	23J	12.0		102,902	0	0	58,393	161,295	0
08-0453	Assistant Cfo/Controller-Aea	FT	A	XE	Anchorage	N00	25F / J	12.0		116,032	0	0	63,262	179,294	0
08-0455	Human Resource Director	FT	A	XE	Anchorage	N00	25K	12.0		121,973	0	0	65,465	187,438	0
08-0457	Senior Accountant	FT	A	XE	Anchorage	N00	18C / D	12.0		65,355	0	0	44,471	109,826	0
08-0466	Director Rural Programs	FT	A	XE	Anchorage	N00	26P	12.0		148,259	0	0	75,116	223,375	0
08-0468	Accounting Technician 1	FT	A	XE	Anchorage	N00	12B / C	12.0		42,686	0	0	36,065	78,751	0
08-0469	Contract Administrator	FT	A	XE	Anchorage	N00	17P	12.0		83,324	0	0	51,134	134,458	0
08-0473	HR Technician	FT	A	XE	Anchorage	N00	15F	12.0		58,052	0	0	41,763	99,815	0
08-0490	Project Manager	FT	A	XE	Anchorage	N00	25D	10.0		88,709	0	0	49,758	138,467	0
08-0491	Director Railbelt Energy	FT	A	XE	Anchorage	N00	26Q / R	12.0		158,067	0	0	78,152	236,219	0
08-0493	Accountant	FT	A	XE	Anchorage	N00	20E	12.0		78,488	0	0	49,341	127,829	0
08-0495	Senior Contracting Officer	FT	A	XE	Anchorage	N00	20J / K	12.0		86,369	0	0	52,263	138,632	0
08-0498	Infrcstc Dev Off	FT	A	XE	Anchorage	N00	26D / E	12.0		114,426	0	0	62,666	177,092	0
08-0507	Sr Prj Acct Ba	FT	A	XE	Anchorage	N00	22F	12.0		92,957	0	0	54,706	147,663	0
08-X003	Circuit Rider Technician	FT	A	XE	Anchorage	N00	20J	12.0		84,026	0	33,396	63,777	181,199	0
08-X007	Project Manager	FT	A	XE	Anchorage	N00	23B / C	12.0		89,341	0	0	53,365	142,706	0
08-X019	Contracting Officer	FT	A	XE	Anchorage	N00	22E	12.0		89,739	0	0	53,513	143,252	0
08-X029	Circuit Rider Technician	FT	A	XE	Anchorage	N00	20B / C	12.0		71,550	0	28,212	57,229	156,991	0
08-X033	Project Manager	FT	A	XE	Anchorage	N00	24E	10.0		85,816	0	0	48,685	134,501	0
08-X034	Communication Director	FT	A	XE	Anchorage	N00	23D / E	12.0		95,282	0	0	55,568	150,850	0
08-X036	Administrative Assistant	FT	A	XE	Anchorage	N00	14D / E	12.0		51,987	0	0	39,514	91,501	0
08-X037	Analyst Programmer	FT	A	XE	Anchorage	N00	24D	12.0		99,665	0	0	57,193	156,858	0
08-X038	Fin Sys Analyst	FT	A	XE	Anchorage	N00	24K / L	12.0		115,947	0	0	63,230	179,177	0
08-X071	Aea Assets Mgr	FT	A	XE	Anchorage	N00	26P	12.0		150,419	0	0	75,785	226,204	0
08-X072	Invst Ofc Pj Fn	FT	A	XE	Anchorage	N00	25K / L	12.0		125,601	0	0	66,810	192,411	0
08-X073	Pre Des Env Mgr	FT	A	XE	Anchorage	N00	25L	12.0		125,931	0	0	66,932	192,863	0
08-X074	Assistant Controller-Aea	FT	A	XE	Anchorage	N00	22J	12.0		95,979	0	0	55,826	151,805	0
08-X075	PCE Technician	FT	A	XE	Anchorage	N00	12J / K	12.0		48,672	0	0	38,285	86,957	0
08-X076	Systems Programmer	FT	N	XE	Anchorage	N00	18N	12.0		83,616	0	0	30,514	114,130	0
08-X077	Energy Funding Res. Specialist	FT	A	XE	Anchorage	N00	20C	12.0		73,496	0	0	47,490	120,986	0
08-X095	Senior Infrastructure Dev Off	FT	A	XE	Anchorage	N00	26O	10.0		119,665	0	0	61,236	180,901	0
08-X098	Economist	FT	A	XE	Anchorage	N00	24C / D	12.0		98,582	0	0	56,792	155,374	0

Note: If a position is split, an asterisk (*) will appear in the Split/Count column. If the split position is also counted in the component, two asterisks (**) will appear in this column. [No valid job title] appearing in the Job Class Title indicates that the PCN has an invalid class code or invalid range for the class code effective date of this scenario.

Personal Services Expenditure Detail
Department of Commerce, Community, and Economic Development

Scenario: FY2023 Governor (18673)
Component: Alaska Industrial Development and Export Authority (1234)
RDU: Alaska Industrial Development and Export Authority (125)

PCN	Job Class Title	Time Status	Retire Code	Barg Unit	Location	Salary Sched	Range / Step	Comp Months	Split / Count	Annual Salaries	COLA	Premium Pay	Annual Benefits	Total Costs	UGF Amount
08-X106	Assistant Project Manager	FT	A	XE	Anchorage	N00	20D / E	12.0		76,666	0	0	48,665	125,331	0
08-X109	Senior Finance Officer	FT	A	XE	Anchorage	N00	26K / L	12.0		130,284	0	0	68,547	198,831	0
08-X117	Assistant Controller	FT	A	XE	Anchorage	N00	24J / K	12.0		113,042	0	0	62,153	175,195	0
08-X123	Infrastructure Engineer	FT	A	XE	Anchorage	N00	25R	12.0		156,318	0	0	77,610	233,928	0
08-X127	Grants Coordinator	FT	A	XE	Anchorage	N00	18J	12.0		73,593	0	0	47,526	121,119	0
08-X141	Acct Analyst	FT	A	XE	Anchorage	N00	22F / F	12.0		92,957	0	0	54,706	147,663	0
21-7010	Rural Electric Utility Worker	FT	A	XE	Anchorage	N00	20L	12.0		89,583	0	33,193	65,763	188,539	0
21-7012	Rural Assistance Manager	FT	A	XE	Anchorage	N00	22L / M	12.0		102,983	0	0	58,423	161,406	0
21-7013	Administrative Assistant	FT	A	XE	Anchorage	N00	14D / E	12.0		51,929	0	0	39,493	91,422	0
21-7014	Economist	FT	A	XE	Anchorage	N00	23B	12.0		86,931	0	0	52,471	139,402	0
21-7015	It Analyst/Network Support	FT	A	XE	Anchorage	N00	18F	12.0		71,273	0	0	46,665	117,938	0
													Total Salary Costs:	8,263,564	
													Total COLA:	0	
													Total Premium Pay:	94,801	
													Total Benefits:	4,707,819	
													Total Pre-Vacancy:	13,066,184	
													Minus Vacancy Adjustment of 6.03%:	(788,384)	
													Total Post-Vacancy:	12,277,800	
													Plus Lump Sum Premium Pay:	0	
													Personal Services Line 100:	12,277,800	
Total Component Months:		976.0													

PCN Funding Sources:	Pre-Vacancy	Post-Vacancy	Percent
1007 Interagency Receipts	6,858,922	6,445,070	52.49%
1061 Capital Improvement Project Receipts	226,202	212,554	1.73%
1102 Alaska Industrial Development & Export Authority Receipts	5,981,059	5,620,176	45.78%
Total PCN Funding:	13,066,184	12,277,800	100.00%

Note: If a position is split, an asterisk (*) will appear in the Split/Count column. If the split position is also counted in the component, two asterisks (**) will appear in this column. [No valid job title] appearing in the Job Class Title indicates that the PCN has an invalid class code or invalid range for the class code effective date of this scenario.