

State of Alaska
FY2023 Governor's Operating Budget

**Department of Commerce, Community, and Economic
Development**
Banking and Securities
RDU/Component Budget Summary

RDU/Component: Banking and Securities

Contribution to Department's Mission

Protect consumers of financial services and promote safe and sound financial systems.

Results

(Additional performance information is available on the web at <https://omb.alaska.gov/results>.)

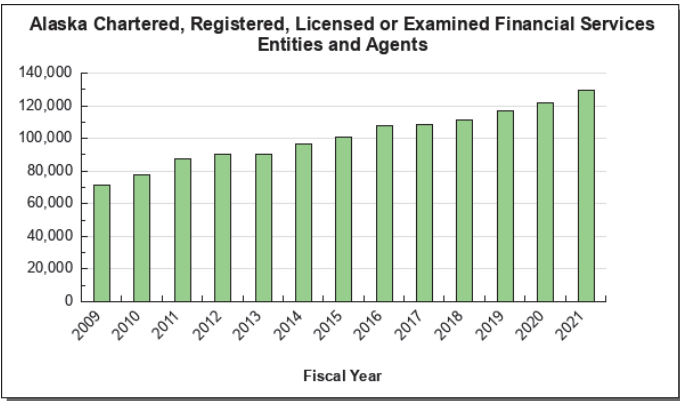
Core Services

- Charter, license and register financial institutions and products.
- Examine records of businesses and individuals to ensure compliance with federal and state law or regulation.
- Investigate consumer complaints and take appropriate enforcement action.
- Accept annual reports and election materials from Alaska Native Claims Settlement Act (ANCSA) corporations, file those materials so the public may access them, and respond timely to requests for investigation.

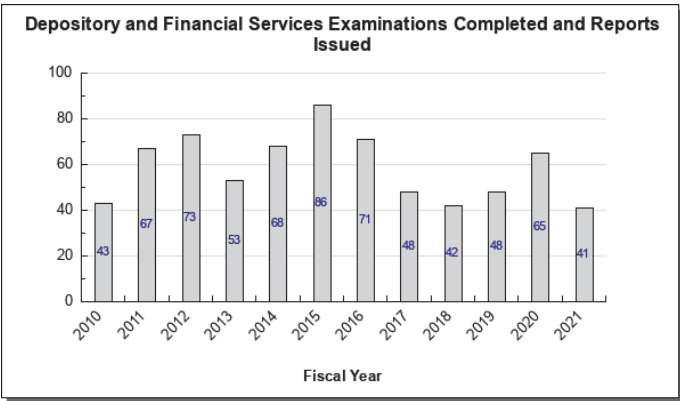
Measures by Core Service

(Additional performance information is available on the web at <https://omb.alaska.gov/results>.)

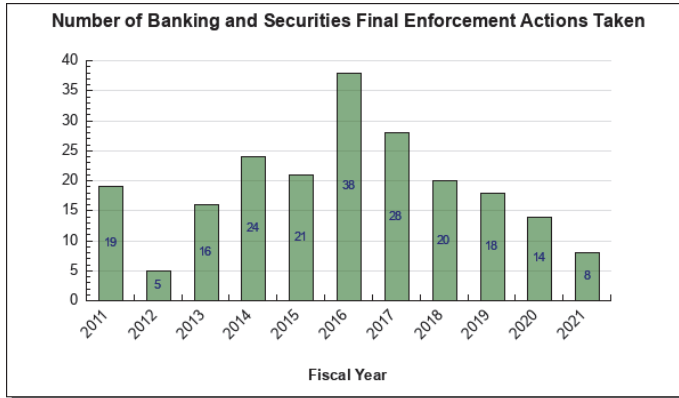
1. Charter, license and register financial institutions and products.



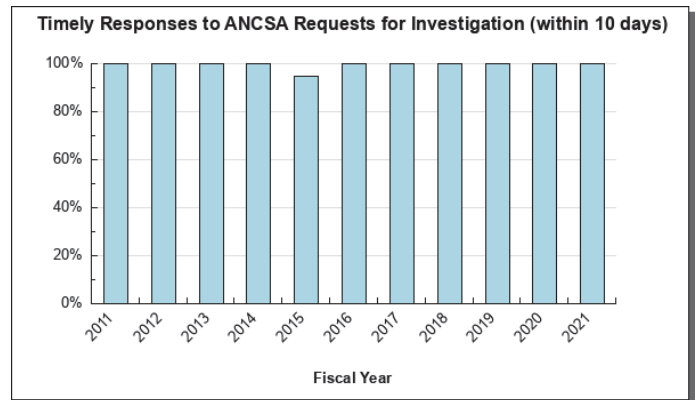
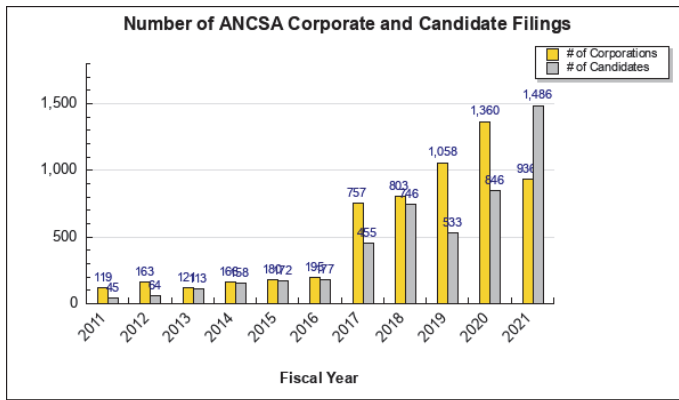
2. Examine records of businesses and individuals to ensure compliance with federal and state law or regulation.



3. Investigate consumer complaints and take appropriate enforcement action.



4. Accept annual reports and election materials from Alaska Native Claims Settlement Act (ANCSA) corporations, file those materials so the public may access them, and respond timely to requests for investigation.



Major Component Accomplishments in 2021

Virtual Examination Processes – The COVID-19 pandemic changed how the Division’s staff and licensees work. In FY2021, the Division conducted all examinations virtually. This means that review of books and records of licensees, discussions with examinee staff, and exit meetings with senior management through the virtual hosting platforms currently available. The Division expects to conduct certain aspects of its examinations virtually into the future like federal and other state regulators who are adopting a hybrid examination model.

Loan Originator Remote Work Mortgage Lender Relief – The ongoing COVID-19 pandemic significantly changed where and how mortgage licensees conduct their work. Since March 2020, the Division authorized Mortgage Loan Originators to work from home without having to license their home as a branch office of their company. The mortgage lending industry has asked states to adopt this as a permanent rule. The Division has continued the authorization and changes to mortgage lending laws are being considered.

Website Redesign – The redesigned website provides a more consistent look and feel for regulated industries and the public. Navigation was streamlined and broken links repaired or replaced for both industry and the public to more easily access updated information and forms. Access to information regarding licensure, third-party registries, consumer complaints, and enforcement action taken was made consistent across all industry pages.

Protected Alaskan Consumers Through Enforcement Action – The Division issued a Temporary Cease and Desist Order against Metals.com in July 2020 for unregistered investment adviser activities. Metals.com is accused of using fear-based tactics to convince potential customers to invest in precious metals and targeting vulnerable older Alaskans. Together, Alaskans invested over \$1.5 million. In March 2021, the Division, other state regulators, and the

Commodity Futures Trading Commission filed a joint civil enforcement action against Metals.com and other associated parties.

Enforcement and Settlements – The Division actively protected consumers by issuing eight enforcement orders and assessing civil penalties. Another 51 cases are under active investigation.

Growth in Industries Regulated – Resources are regularly reallocated to address growth in workload and the Division continues to evaluate and implement ways to streamline and automate processes. In response to COVID-19, the Division started teleworking and successfully conducted virtual examinations of the industries it regulates. The Division is statutorily required to register and license businesses and individuals, conduct certain examinations, and respond to complaints within specific timelines. FY2021 saw a 6% average increase in the number of license approvals, registrations, and enforcement activities division-wide. The division will continue to monitor the need for additional resources to keep pace with industry growth must be addressed.

Chartered, registered, licensed, renewed or examined financial entities, persons and filings

The Division collected \$19.95 million in assessments, fees, and penalties in FY2021, of which \$15.9 million was contributed to the General Fund.

- 5 depositories – three state banks, a credit union and a mutual savings bank
- 51 non-depositories – trusts, premium finance, small loan, and bank holding companies, and the Commercial Fishing and Agricultural Bank and a Business and Industrial Development Corporation (BIDCO)
- 141 money service businesses
- 32 payday lenders and branches
- 798 mortgage broker/lenders and branches, and 4,414 mortgage loan originators
- 1,237 securities broker-dealers and 894 securities investment advisers
- 110,074 securities broker-dealer and investment adviser sales agents
- 9,152 mutual funds and securities registrations/unit investment trusts
- 10 securities exemptions, registrations and no action/interpretive opinions

Examinations conducted

- 3 depositories
- 8 non-depositories
- 11 money service businesses
- 9 mortgage broker/lenders
- 10 securities broker-dealers

Alaska Native Claims Settlement Act (ANCSA) Corporation and shareholder election materials processed

- 1,486 board candidate filings
- 936 corporate filings
- 159 public information requests
- 17 complaints/requests for investigation

Investigations and Enforcement Actions

- 76 investigations opened, 179 closed and 51 active cases at the end of FY2021
- 8 final administrative orders issued
- 22 license applications withdrawn at the state's request
- \$833,206 in civil penalties ordered

Public Information and Outreach

The division presented or participated in meetings and online events hosted by industry, other regulators, and community organizations to inform participants about the financial industries regulated in Alaska. The Division responded to requests from public officials, media, private individuals, and consumers.

Most outreach activities are conducted at in-person events. Events that would have occurred through much of FY2021 were rescheduled, postponed, or cancelled due to the pandemic. The Division will continue to seek out opportunities to inform industry representatives and consumers about the financial industries regulated by the State of Alaska.

Key Component Challenges

Adopt the Uniform Money Services Act Modernization Bill – The Alaska Money Services Act modernization bill will update the current Uniform Money Services Act to explicitly cover digital currency, streamline licensing processes, and add enhancements for the industry and consumers. The proposed changes will create uniformity with other states' money services laws. This will allow state regulators to implement common processes and to conduct joint examinations, which will enable participating states to use resources more efficiently and effectively. The Division anticipates needing an additional upper-level Financial Examiner with knowledge of digital currency or information technology to support the examination of money services licensees. The bill will allow for fees to be assessed based on transaction volume which will spread the cost of regulation proportionately to licensees based on their level of activity. The additional assessed fees will offset the impact to the budget and associated costs of adding a new position to keep pace with examinations. Revenues collected in excess of actual costs lapse to the General Fund.

Staff Turnover – In FY2021, the Division had significant staff turnover in long-term personnel. The Division Director retired in October, a Financial Examiner 3 left, and another announced their retirement. Some positions were backfilled with acting status and recruitment efforts resulted in internal promotions or new hires to the division. The loss of experienced and knowledgeable personnel limits the Division's ability to make significant progress on key initiatives while resources are dedicated to staff development and training. The Division expects to fill vacancies for the Director, one Financial Registration Examiner, an Investigator, and multiple Financial Examiners during FY2022. It takes between eighteen and twenty-four months for a new Financial Examiner 1 to become proficient enough to flex to the Financial Examiner 2 level, and with considerable support from senior and supervisory staff. In FY2022, almost 30% of staff will have less than one year of experience with the division.

Financial Services Industry Growth – The Division expects to maintain current levels of service, which are 100% funded by license and registration fees paid by the industries regulated. In excess of \$15 million was contributed to the General Fund for FY2021. Financial services have remained strong throughout the pandemic, continuing growth patterns seen over the past five years. New business models, including expanded teleworking arrangements for employees of licensees, company mergers, atypical management arrangements, and expanded use of technology create new regulatory challenges. If growth in sections regulations by the division continues, additional staffing may be needed to meet the increased demands and complexity of oversight functions. The division staff must stay current with licensing and examination activities, take timely and appropriate enforcement actions, and continue to promote a safe and sound financial system to support economic growth while protecting Alaskan consumers.

Outdated Financial Services Laws – Financial services have changed dramatically over the past decade. Many of the statutes and regulations that govern the activities need to be updated to recognize new business models, international partnerships, unique financial products, and electronic services. Additionally, sanctions for misusing consumer trust and assets need to be modernized to reflect the severity of the consumer's loss.

Significant Changes in Results to be Delivered in FY2023

No significant changes in results expected.

Statutory and Regulatory Authority

AS 06	Banks and Financial Institutions
3 AAC 01	Financial Institution General Administration
3 AAC 02	Banking
3 AAC 03	Credit Unions
3 AAC 04	Trust Companies
3 AAC 06	Mutual Savings Banks
3 AAC 07	Premium Finance Companies
3 AAC 11	Deferred Deposit Advances

3 AAC 12	Small Loans
3 AAC 13	Money Services
3 AAC 14	Mortgage Lending
AS 10.13	Alaska BIDCO Act
AS 34.55	Uniform Land Sales Practices Act
3 AAC 20.390	Land Sales
AS 44.81	Commercial Fishing and Agriculture Bank
AS 45.55	Alaska Native Claims Settlement Act: Corporations Proxy Solicitations and Stock
AS 45.56	Alaska Securities Act
3 AAC 08	Securities
AS 45.57	Take Over Bid Disclosure Act

Contact Information

Contact: Leif Haugen, Acting Division Director
Phone: (907) 269-8144
E-mail: leif.haugen@alaska.gov

Banking and Securities Personal Services Information				
Authorized Positions			Personal Services Costs	
	<u>FY2022</u> <u>Management</u> <u>Plan</u>	<u>FY2023</u> <u>Governor</u>		
Full-time	26	26	Annual Salaries	1,982,499
Part-time	0	0	COLA	4,982
Nonpermanent	0	0	Premium Pay	0
			Annual Benefits	1,229,466
			<i>Less 3.07% Vacancy Factor</i>	<i>(98,647)</i>
			Lump Sum Premium Pay	0
Totals	26	26	Total Personal Services	3,118,300

Position Classification Summary					
Job Class Title	Anchorage	Fairbanks	Juneau	Others	Total
Administrative Assistant 2	1	0	1	0	2
Division Director - Px	1	0	0	0	1
Division Operations Manager	0	0	1	0	1
Fin Reg Exam	0	0	5	0	5
Financial Examiner 1	3	0	0	0	3
Financial Examiner 2	4	0	0	0	4
Financial Examiner 3	6	0	0	0	6
Financial Examiner 4	2	0	0	0	2
Investigator 2	1	0	0	0	1
Investigator 3	1	0	0	0	1
Totals	19	0	7	0	26

Component Detail All Funds
Department of Commerce, Community, and Economic Development

Component: Banking and Securities (2808)
RDU: Banking and Securities (536)

Non-Formula Component

	FY2021 Actuals	FY2022 Conference Committee	FY2022 Authorized	FY2022 Management Plan	FY2023 Governor	FY2022 Management Plan vs FY2023 Governor	
71000 Personal Services	2,915.7	3,210.4	3,210.4	3,210.4	3,118.3	-92.1	-2.9%
72000 Travel	0.9	109.2	109.2	109.2	109.2	0.0	0.0%
73000 Services	929.6	965.7	965.7	977.1	977.1	0.0	0.0%
74000 Commodities	22.8	56.4	56.4	45.0	45.0	0.0	0.0%
75000 Capital Outlay	0.0	0.0	0.0	0.0	0.0	0.0	0.0%
77000 Grants, Benefits	0.0	0.0	0.0	0.0	0.0	0.0	0.0%
78000 Miscellaneous	0.0	0.0	0.0	0.0	0.0	0.0	0.0%
Totals	3,869.0	4,341.7	4,341.7	4,341.7	4,249.6	-92.1	-2.1%
Fund Sources:							
1005 GF/Prgm (DGF)	3,869.0	4,341.7	4,341.7	4,341.7	4,249.6	-92.1	-2.1%
Unrestricted General (UGF)	0.0	0.0	0.0	0.0	0.0	0.0	0.0%
Designated General (DGF)	3,869.0	4,341.7	4,341.7	4,341.7	4,249.6	-92.1	-2.1%
Other Funds	0.0	0.0	0.0	0.0	0.0	0.0	0.0%
Federal Funds	0.0	0.0	0.0	0.0	0.0	0.0	0.0%
Positions:							
Permanent Full Time	25	26	26	26	26	0	0.0%
Permanent Part Time	0	0	0	0	0	0	0.0%
Non Permanent	1	0	0	0	0	0	0.0%

Change Record Detail - Multiple Scenarios with Descriptions
Department of Commerce, Community, and Economic Development

Component: Banking and Securities (2808)

RDU: Banking and Securities (536)

Scenario/Change Record Title	Trans Type	Totals	Personal Services	Travel	Services	Commodities	Capital Outlay	Grants, Benefits	Miscellaneous	Positions		NP
										PFT	PPT	
***** Changes From FY2022 Conference Committee To FY2022 Authorized *****												
FY2022 Conference Committee	ConfCom	4,341.7	3,210.4	109.2	965.7	56.4	0.0	0.0	0.0	26	0	0
1005 GF/Prgm		4,341.7										
Subtotal		4,341.7	3,210.4	109.2	965.7	56.4	0.0	0.0	0.0	26	0	0
***** Changes From FY2022 Authorized To FY2022 Management Plan *****												
Align Authority with Anticipated Expenditures	LIT	0.0	0.0	0.0	11.4	-11.4	0.0	0.0	0.0	0	0	0
Align authority with anticipated expenditures in the services line.												
Subtotal		4,341.7	3,210.4	109.2	977.1	45.0	0.0	0.0	0.0	26	0	0
***** Changes From FY2022 Management Plan To FY2023 Governor *****												
FY2023 Executive Health Insurance, SBS, and Risk Management Rate Changes	SalAdj	1.6	1.6	0.0	0.0	0.0	0.0	0.0	0.0	0	0	0
1005 GF/Prgm		1.6										
FY2023 Change Partially Exempt & Exempt Executive (EE) - Health Insurance from \$1,555 to \$1,685; SBS and Risk Management Rates: \$1.6												
FY2023 Supervisory Employees Health Insurance, SBS, and Risk Management Rate Changes	SalAdj	5.1	5.1	0.0	0.0	0.0	0.0	0.0	0.0	0	0	0
1005 GF/Prgm		5.1										
FY2023 Change Supervisory Employees (SS) - Health Insurance from \$1,555 to \$1,685; SBS and Risk Management Rates: \$5.1												
FY2023 Salary and Benefit Adjustments	SalAdj	5.0	5.0	0.0	0.0	0.0	0.0	0.0	0.0	0	0	0
1005 GF/Prgm		5.0										
Includes: FY2023 Supervisory Unit 1% COLA: \$3.0												
FY2023 SU BU - Supervisory Employees (SS) 1% COLA: \$2.0												
FY2023 General Government Unit SBS and Risk Management Rate Changes	SalAdj	1.5	1.5	0.0	0.0	0.0	0.0	0.0	0.0	0	0	0
1005 GF/Prgm		1.5										
FY2023 Change General Government Unit (GG, GP, GY, GZ) - SBS, and Risk Management Rates: \$1.5												

Change Record Detail - Multiple Scenarios with Descriptions
Department of Commerce, Community, and Economic Development

Component: Banking and Securities (2808)

RDU: Banking and Securities (536)

Scenario/Change Record Title	Trans Type	Totals	Personal Services	Travel	Services	Commodities	Capital Outlay	Grants, Benefits	Miscellaneous	Positions		NP
										PFT	PPT	
FY2023 PERS Actuarial Rate Adjustment to 24.79% Ch9 SLA2021 (SB55)												
	SalAdj	-105.3	-105.3	0.0	0.0	0.0	0.0	0.0	0.0	0	0	0
1005 GF/Prgm		-105.3										
Includes: FY2023 Adjustment for PERS ARM Board Approved Rate of 24.79% (from 30.11%): \$-105.3												
Totals		4,249.6	3,118.3	109.2	977.1	45.0	0.0	0.0	0.0	26	0	0

Line Item Detail (1676)
Department of Commerce, Community, and Economic Development
Travel

Component: Banking and Securities (2808)

Line Number	Line Name		FY2021 Actuals	FY2022 Management Plan	FY2023 Governor
2000	Travel		0.9	109.2	109.2
Object Class	Servicing Agency	Explanation	FY2021 Actuals	FY2022 Management Plan	FY2023 Governor
2000 Travel Detail Totals			0.9	109.2	109.2
2000	In-State Employee Travel	In-State Transportation - Transportation costs for travel relating to administration, meetings, boards and commissions.	0.9	47.9	47.9
2002	Out of State Employee Travel	Out-of-State Transportation - Transportation costs for travel relating to administration, meetings, boards and commissions.	0.0	60.3	60.3
2006	Other Travel Costs	Miscellaneous travel-related expenses.	0.0	1.0	1.0

Line Item Detail (1676)
Department of Commerce, Community, and Economic Development
Services

Component: Banking and Securities (2808)

Line Number	Line Name		FY2021 Actuals	FY2022 Management Plan	FY2023 Governor
3000	Services		929.6	977.1	977.1
Object Class	Servicing Agency	Explanation	FY2021 Actuals	FY2022 Management Plan	FY2023 Governor
3000 Services Detail Totals			929.6	977.1	977.1
3000	Education Services	Training, educational conferences, agency memberships, tuition, books and fees for work-related courses.	30.0	30.0	30.0
3003	Information Technology	Information Technology - Training, consulting, equipment and software leases, licensing and maintenance.	294.5	295.0	295.0
3004	Telecommunications	Local, long distance, and cellular telephone charges, television, data/network, telecommunication equipment, and other wireless charges from outside vendors.	11.4	12.0	12.0
3006	Delivery Services	Freight, courier services, and postage.	1.9	2.0	2.0
3007	Advertising and Promotions	Advertising, promotions and legal notices.	0.0	1.0	1.0
3009	Structure/Infrastructure/Land	Structure, infrastructure and land repairs, maintenance, rentals and leases.	0.7	0.5	0.5
3010	Equipment/Machinery	Machinery, furniture and equipment purchase, repairs, maintenance, rentals, and leases.	0.0	0.5	0.5
3011	Other Services	Other professional services.	0.1	0.4	0.4
3017	Inter-Agency Information Technology Non-Telecommunications	Admin - Department-wide Office of Information Technology - core services chargeback and pass-through billings for specialty licensing and other items.	87.1	90.0	90.0
3018	Inter-Agency Information Technology	Admin - Department-wide Office of Information Technology -	17.1	19.0	19.0

Line Item Detail (1676)
Department of Commerce, Community, and Economic Development
Services

Component: Banking and Securities (2808)

Object Class	Servicing Agency	Explanation	FY2021 Actuals	FY2022 Management Plan	FY2023 Governor
3000 Services Detail Totals			929.6	977.1	977.1
	Telecommunications	telecommunications chargeback.			
3019	Inter-Agency Storage	Admin - Department-wide Storage services, including archiving records and storage supplies.	0.0	1.0	1.0
3021	Inter-Agency Mail	Admin - Department-wide Shared Services of Alaska - Pro-rated share of expenses relating to central mailroom support and services.	2.4	2.5	2.5
3022	Inter-Agency Human Resources	Admin - Department-wide Division of Personnel and Labor Relations - Human resource and personnel services.	14.5	15.0	15.0
3023	Inter-Agency Building Leases	Admin - Department-wide State-owned facility space rent: Juneau State Office Building.	23.0	25.0	25.0
3023	Inter-Agency Building Leases	Admin - Department-wide State-owned facility space rent: Atwood Building.	50.6	52.0	52.0
3023	Inter-Agency Building Leases	Admin - Department-wide State-owned facility space rent: Linn Pacillo Parking Garage.	22.1	22.0	22.0
3024	Inter-Agency Legal	Law - Department-wide Legal services.	91.6	95.8	95.8
3024	Inter-Agency Legal	Law - Department-wide Regulations review.	4.2	5.0	5.0
3026	Inter-Agency Insurance	Admin - Department-wide Division of Risk Management - Risk management insurance charges for leased buildings, repossessed properties, public official bonds, and overhead.	0.9	1.0	1.0
3027	Inter-Agency Financial	Admin - Department-wide Division of Finance - Computer services for State accounting (IRIS), payroll (AKPAY), and reporting (ALDER) systems.	4.3	5.0	5.0
3028	Inter-Agency Americans with Disabilities Act Compliance	Admin - Department-wide Americans with Disabilities Act (ADA) enforcement.	0.2	1.0	1.0
3030	Inter-Agency Hearing/Mediation	Admin - Department-wide Hearing and mediation services.	51.3	1.0	1.0
3037	State Equipment Fleet	Trans - Department-wide State equipment fleet services.	0.0	0.4	0.4

Line Item Detail (1676)
Department of Commerce, Community, and Economic Development
Services

Component: Banking and Securities (2808)

Object Class	Servicing Agency	Explanation	FY2021 Actuals	FY2022 Management Plan	FY2023 Governor
3000 Services Detail Totals			929.6	977.1	977.1
3038	Inter-Agency Management/Consulting	Commerce - Administrative Services (1028)	Administrative Services support. 177.9	225.0	225.0
3038	Inter-Agency Management/Consulting	Commerce - Commissioner's Office (1027)	Commissioner's Office support. 43.8	75.0	75.0

Line Item Detail (1676)
Department of Commerce, Community, and Economic Development
Commodities

Component: Banking and Securities (2808)

Line Number	Line Name		FY2021 Actuals	FY2022 Management Plan	FY2023 Governor
4000	Commodities		22.8	45.0	45.0
Object Class	Servicing Agency	Explanation	FY2021 Actuals	FY2022 Management Plan	FY2023 Governor
		4000 Commodities Detail Totals	22.8	45.0	45.0
4000	Business	Supplies for office, library, training, and instructional needs, including small equipment, tools and subscriptions.	22.8	44.4	44.4
4002	Household/Institutional	Cleaning, food, and other household supplies.	0.0	0.6	0.6

Revenue Detail (1681)

Department of Commerce, Community, and Economic Development

Component: Banking and Securities (2808)

Revenue Type (OMB Fund Code) Revenue Source	Component	Comment	FY2021 Actuals	FY2022 Management Plan	FY2023 Governor
5005 GF/Prgm (1005 GF/Prgm)			19,954.9	19,920.8	19,920.8
5101 Program Receipts Public Protection - Licenses and Permits		Program Receipts - Licensing and permitting fees.	3,869.0	4,341.7	4,249.6
5101 Program Receipts Public Protection - Licenses and Permits		Program Receipts - Licensing and permitting fees. These receipts are collected in excess of appropriated expenditures and lapse to the General Fund. Future lapse is projected based on prior year total revenue collected.	16,051.8	15,579.1	15,671.2
5102 Program Receipts Public Protection - Fines and Forfeitures		Program Receipts - Fines/forfeitures.	34.1	0.0	0.0
6004 Gen Fund (1004 Gen Fund)			95.4	0.0	0.0
6001 General Fund Pblc Protection - Other Licenses & Permits		Originator Surety Fund collections.	95.4	0.0	0.0

Inter-Agency Services (1682)

Department of Commerce, Community, and Economic Development

Component: Banking and Securities (2808)

				FY2021 Actuals	FY2022 Management Plan	FY2023 Governor
Component Totals				591.0	635.7	635.7
With Department of Administration				273.5	234.5	234.5
With Department of Law				95.8	100.8	100.8
With Department of Transportation/Public Facilities				0.0	0.4	0.4
With Department of Commerce, Community, and Economic Development				221.7	300.0	300.0
Object Class	Servicing Agency	Explanation				
			FY2021 Actuals	FY2022 Management Plan	FY2023 Governor	
3017	Inter-Agency Information Technology Non-Telecommunications	Admin - Department-wide	Office of Information Technology - core services chargeback and pass-through billings for specialty licensing and other items.	87.1	90.0	90.0
3018	Inter-Agency Information Technology Telecommunications	Admin - Department-wide	Office of Information Technology - telecommunications chargeback.	17.1	19.0	19.0
3019	Inter-Agency Storage	Admin - Department-wide	Storage services, including archiving records and storage supplies.	0.0	1.0	1.0
3021	Inter-Agency Mail	Admin - Department-wide	Shared Services of Alaska - Pro-rated share of expenses relating to central mailroom support and services.	2.4	2.5	2.5
3022	Inter-Agency Human Resources	Admin - Department-wide	Division of Personnel and Labor Relations - Human resource and personnel services.	14.5	15.0	15.0
3023	Inter-Agency Building Leases	Admin - Department-wide	State-owned facility space rent: Juneau State Office Building.	23.0	25.0	25.0
3023	Inter-Agency Building Leases	Admin - Department-wide	State-owned facility space rent: Atwood Building.	50.6	52.0	52.0
3023	Inter-Agency Building Leases	Admin - Department-wide	State-owned facility space rent: Linny Pacillo Parking Garage.	22.1	22.0	22.0
3024	Inter-Agency Legal	Law - Department-wide	Legal services.	91.6	95.8	95.8
3024	Inter-Agency Legal	Law - Department-wide	Regulations review.	4.2	5.0	5.0

Inter-Agency Services (1682)

Department of Commerce, Community, and Economic Development

Component: Banking and Securities (2808)

Object Class	Servicing Agency	Explanation	FY2021 Actuals	FY2022 Management Plan	FY2023 Governor
3026 Inter-Agency Insurance	Admin - Department-wide	Division of Risk Management - Risk management insurance charges for leased buildings, repossessed properties, public official bonds, and overhead.	0.9	1.0	1.0
3027 Inter-Agency Financial	Admin - Department-wide	Division of Finance - Computer services for State accounting (IRIS), payroll (AKPAY), and reporting (ALDER) systems.	4.3	5.0	5.0
3028 Inter-Agency Americans with Disabilities Act Compliance	Admin - Department-wide	Americans with Disabilities Act (ADA) enforcement.	0.2	1.0	1.0
3030 Inter-Agency Hearing/Mediation	Admin - Department-wide	Hearing and mediation services.	51.3	1.0	1.0
3037 State Equipment Fleet	Trans - Department-wide	State equipment fleet services.	0.0	0.4	0.4
3038 Inter-Agency Management/Consulting	Commerce - Administrative Services (1028)	Administrative Services support.	177.9	225.0	225.0
3038 Inter-Agency Management/Consulting	Commerce - Commissioner's Office (1027)	Commissioner's Office support.	43.8	75.0	75.0

Personal Services Expenditure Detail
Department of Commerce, Community, and Economic Development

Scenario: FY2023 Governor (18673)
Component: Banking and Securities (2808)
RDU: Banking and Securities (536)

PCN	Job Class Title	Time Status	Retire Code	Barg Unit	Location	Salary Sched	Range / Step	Comp Months	Split / Count	Annual Salaries	COLA	Premium Pay	Annual Benefits	Total Costs	UGF Amount
08-1280	Financial Examiner 1	FT	A	GP	Anchorage	200	17D / E	12.0		63,811	0	0	42,442	106,253	0
08-2041	Investigator 3	FT	A	GP	Anchorage	200	18C / D	12.0		66,008	0	0	43,257	109,265	0
08-2110	Fin Reg Exam	FT	A	GP	Juneau	205	14F / G	12.0		57,265	0	0	40,015	97,280	0
08-2112	Investigator 2	FT	A	GP	Anchorage	200	16D / E	12.0		59,704	0	0	40,920	100,624	0
08-2122	Fin Reg Exam	FT	A	GP	Juneau	205	14C / D	12.0		51,898	0	0	38,025	89,923	0
08-2210	Financial Examiner 3	FT	A	GP	Anchorage	200	21G / J	12.0		90,503	0	0	52,340	142,843	0
08-2237	Division Operations Manager	FT	A	SS	Juneau	99	24O	12.0		150,197	1,967	0	75,860	228,024	0
08-3001	Division Director - Px	FT	A	XE	Anchorage	N00	27D / E	12.0		117,156	0	0	63,679	180,835	0
08-3002	Administrative Assistant 2	FT	A	GP	Juneau	205	14D / E	12.0		54,434	0	0	38,965	93,399	0
08-3003	Financial Examiner 2	FT	A	GP	Anchorage	200	19A / B	12.0		64,896	0	0	42,845	107,741	0
08-3004	Financial Examiner 3	FT	A	GP	Anchorage	200	21G	12.0		90,188	0	0	52,223	142,411	0
08-3008	Financial Examiner 4	FT	A	SS	Anchorage	200	23E / F	12.0		107,476	1,473	0	60,233	169,182	0
08-3010	Financial Examiner 3	FT	A	GP	Anchorage	200	21A / B	12.0		74,800	0	0	46,517	121,317	0
08-3014	Financial Examiner 3	FT	A	GP	Anchorage	200	21L	12.0		100,191	0	0	55,932	156,123	0
08-3021	Financial Examiner 4	FT	A	SS	Anchorage	200	23J	12.0		112,486	1,542	0	62,091	176,119	0
08-3024	Fin Reg Exam	FT	A	GP	Juneau	205	14B / C	12.0		50,695	0	0	37,579	88,274	0
08-3027	Financial Examiner 3	FT	A	GP	Anchorage	200	21B / C	12.0		78,020	0	0	47,711	125,731	0
08-3028	Fin Reg Exam	FT	A	GP	Juneau	205	14G	12.0		58,793	0	0	40,582	99,375	0
08-3030	Financial Examiner 1	FT	A	GP	Anchorage	200	17D / E	12.0		63,811	0	0	42,442	106,253	0
08-3088	Financial Examiner 2	FT	A	GP	Anchorage	200	19G	12.0		78,800	0	0	48,000	126,800	0
08-3089	Administrative Assistant 2	FT	A	GP	Anchorage	200	14K	12.0		60,236	0	0	41,117	101,353	0
08-3099	Financial Examiner 2	FT	A	GP	Anchorage	200	19D / E	12.0		71,978	0	0	45,471	117,449	0
08-3100	Financial Examiner 3	FT	A	GP	Anchorage	200	21C / D	12.0		80,711	0	0	48,709	129,420	0
08-3101	Financial Examiner 2	FT	A	GP	Anchorage	200	19B / C	12.0		68,585	0	0	44,213	112,798	0
08-3102	Financial Examiner 1	FT	A	GP	Anchorage	200	17D / C	12.0		60,951	0	0	41,382	102,333	0
08-3103	Fin Reg Exam	FT	A	GP	Juneau	205	14A / B	12.0		48,906	0	0	36,916	85,822	0

Note: If a position is split, an asterisk (*) will appear in the Split/Count column. If the split position is also counted in the component, two asterisks (**) will appear in this column. [No valid job title] appearing in the Job Class Title indicates that the PCN has an invalid class code or invalid range for the class code effective date of this scenario.

Personal Services Expenditure Detail
Department of Commerce, Community, and Economic Development

Scenario: FY2023 Governor (18673)
Component: Banking and Securities (2808)
RDU: Banking and Securities (536)

PCN	Job Class Title	Time Status	Retire Code	Barg Unit	Location	Salary Sched	Range / Step	Comp Months	Split / Count	Annual Salaries	COLA	Premium Pay	Annual Benefits	Total Costs	UGF Amount
		Total Positions	New	Deleted										Total Salary Costs:	1,982,499
														Total COLA:	4,982
	Full Time Positions:	26	0	0										Total Premium Pay:	0
	Part Time Positions:	0	0	0										Total Benefits:	1,229,466
	Non Permanent Positions:	0	0	0											
	Positions in Component:	26	0	0											
	Total Component Months:	312.0												Total Pre-Vacancy:	3,216,947
														Minus Vacancy Adjustment of 3.07%:	(98,647)
														Total Post-Vacancy:	3,118,300
														Plus Lump Sum Premium Pay:	0
														Personal Services Line 100:	3,118,300

PCN Funding Sources:	Pre-Vacancy	Post-Vacancy	Percent
1005 General Fund/Program Receipts	3,216,947	3,118,300	100.00%
Total PCN Funding:	3,216,947	3,118,300	100.00%

Note: If a position is split, an asterisk (*) will appear in the Split/Count column. If the split position is also counted in the component, two asterisks (**) will appear in this column. [No valid job title] appearing in the Job Class Title indicates that the PCN has an invalid class code or invalid range for the class code effective date of this scenario.

Department of Commerce, Community and Economic Development
Division of Banking and Securities
FY2023 Governor Organization Chart

