

# **State of Alaska FY2023 Governor's Operating Budget**

**Department of Environmental Conservation**

Department of Environmental Conservation

**Mission**

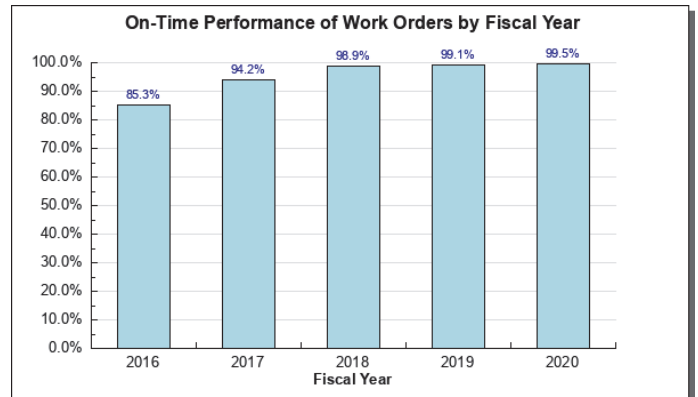
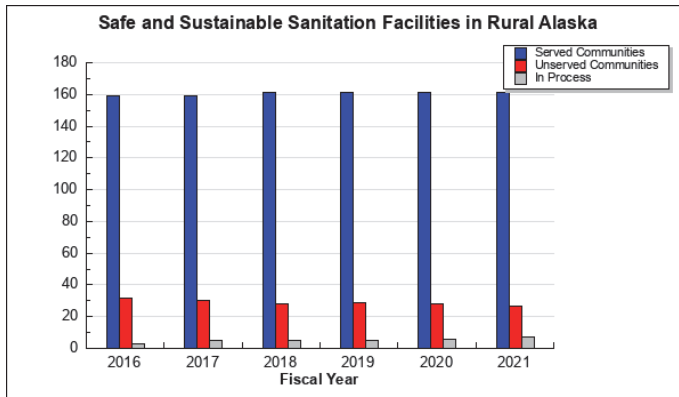
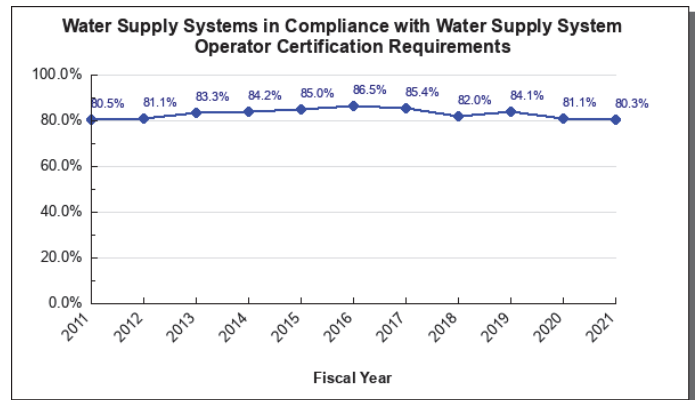
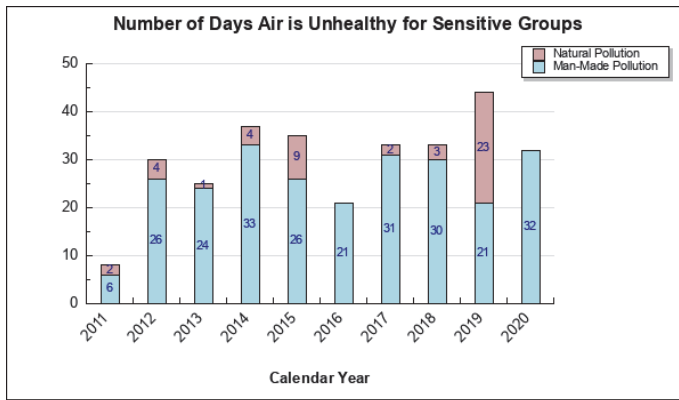
Protect human health and the environment. AS 46.03.010, AS 44.46.020

Core Services (in priority order)		UGF	DGF	Other	Fed	Total	PFT	PPT	NP	% GF
1	Protecting Human Health	12,366.0	7,575.9	7,347.4	13,715.9	41,005.1	234.3	0.0	0.5	47.4%
2	Protecting the Environment	5,288.6	16,813.6	8,254.5	11,704.3	42,061.0	231.7	0.0	0.5	52.6%
<b>FY2022 Management Plan</b>		<b>17,654.6</b>	<b>24,389.4</b>	<b>15,601.9</b>	<b>25,420.2</b>	<b>83,066.1</b>	<b>466.0</b>	<b>0.0</b>	<b>1.0</b>	

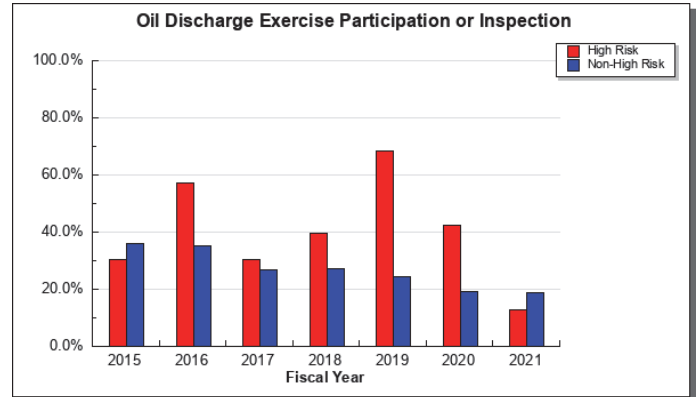
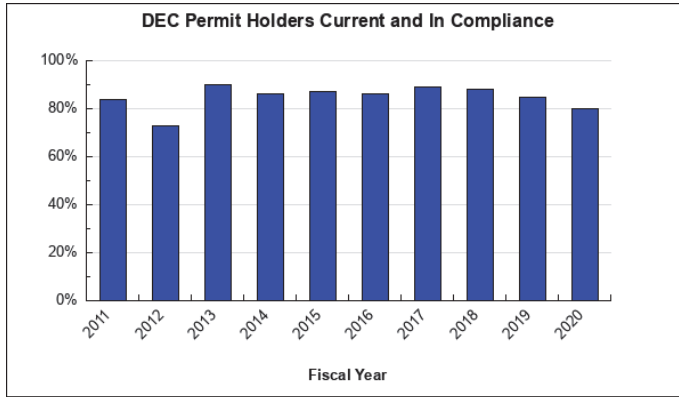
**Measures by Core Service**

(Additional performance information is available on the web at <https://omb.alaska.gov/results>.)

**1. Protecting Human Health**



## 2. Protecting the Environment



### Major Department Accomplishments in 2021

When the COVID-19 pandemic hit in March 2020, the Department of Environmental Conservation quickly responded. Within a matter of a few weeks, approximately 85 percent of staff were able to start teleworking full or part-time, enabling critical work to continue while protecting the safety of employees. Enabling telework required a heavy lift from the Office of Information Technology and administrative staff to get virtual private network (VPN) access turned on, telework agreements in place, and all available laptops distributed. Where laptops were not immediately available, staff were permitted to take desktop computers home. While the department’s offices remained open to the public, divisions coordinated schedules to ensure coverage was available to assist members of the public who needed in-person assistance. In the following months, the Compliance and Enforcement Workgroup developed guidance for program staff who would be required to travel and conduct in-person inspections when a virtual inspection was not feasible.

Prior to the pandemic, the department was already working to integrate the use of technology more frequently in its work. Work done by the Drone Workgroup helped to set the framework for standing up virtual inspections. In October 2019, the department began using SmartComment, an application for taking public comment online that allows the public to view all submitted comments and provide back-end tools for analyzing and reviewing comments by staff. The department tested the system with a major scoping project on spill response contingency plan (or C-plan) regulations that received over 130 comments. A year later, SmartComment is available for all state agencies and the department plans to utilize it for all regulation and permit public comment periods. The department has also led the nation in integrating virtual inspections to continue oversight of regulated industries without increasing the health risks to communities, facility employees, or department staff during the pandemic.

Department staff worked closely with the Department of Law on litigation between the State of Alaska, Flint Hills Resources Alaska, and Williams Alaska Petroleum Inc. over the release of sulfolane into the groundwater on the property of the North Pole Refinery. Alaska Superior Court found Williams Alaska Petroleum Inc. liable for the release that polluted hundreds of resident’s drinking water wells. Williams Alaska Petroleum Inc. is currently appealing the decision to the Alaska Supreme Court.

### Key Department Challenges

While most Department of Environmental Conservation staff are able to work remotely, the nature of the work conducted at the Environmental Health Laboratory has meant telework is not a viable option for laboratory technical staff. The laboratory has a robust COVID-19 operating plan in place to reduce the risk of exposure for staff however exposure is still possible. As a result, the laboratory is revising the operating plan so that there is less overlap of staff and is developing contingency plans in the event an employee tests positive. Shutting down the laboratory for two weeks could have adverse impacts to commerce in Alaska as industries such as shellfish and dairy frequently rely on time-sensitive testing.

Recruitment and retention continue to be an ongoing challenge for the department. With a year’s worth of exit

interviews documented, the department has focused on employee morale. Following a pilot conducted last year, the department has refined its Development Plan form and employees once again worked with their supervisors on setting performance metrics, goals, and training plans for the coming year. The department has implemented a monthly all-staff meeting where the Commissioner can share important information, recognize state service milestones, and give out the monthly employee recognition awards that highlight staff who go above and beyond in their jobs. Prioritizing training has been another important piece of workforce retention and development. This has included designating resources to pay for training, as well as actively identifying opportunities, such as a partnership with the Alaska Forum on the Environment which is making all of their content virtual this year due to the pandemic.

The department is working on initiatives to ease the regulatory burden on industry, while continuing to be protective of human health and the environment. These efforts include the ongoing work to identify proposed amendments to the contingency plan (C-plan) regulations.

The Prevention Account of the Oil and Hazardous Substance Release Prevention and Response Fund is receiving close to \$1 million less revenue per year than was projected when the Legislature passed HB158 and established the Refined Fuel Surcharge in 2015. Combined with the current decline in oil production (which impacts revenue from the \$0.04 per/barrel surcharge on crude oil), the long-term viability of the fund is impacted. Current projections show insufficient revenues as early as FY2025.

### **Significant Changes in Results to be Delivered in FY2023**

The Department of Environmental Conservation took advantage of the unprecedented lack of cruise ships visiting Alaska in 2020 to conduct ambient air and water quality testing in areas frequented by cruise ships. As the department looks ahead to the 2021 season, which will be the first real season without ocean rangers on board vessels, plans are being developed to ensure continued coverage of the cruise ships visiting Alaska that will be protective of the State's pristine waters and clean air. This is expected to include early-season inspections of every vessel by marine engineers, as well as planned and unannounced inspections throughout the season.

The department will work to evaluate how telework options may be better integrated as a standard practice for employees post-pandemic.

<b>Contact Information</b>	
<b>Commissioner:</b> Jason Brune <b>Phone:</b> (907) 465-5066 <b>E-mail:</b> Jason.Brune@alaska.gov	<b>Administrative Services Director:</b> Ruth Kostik <b>Phone:</b> (907) 465-8560 <b>E-mail:</b> Ruth.Kostik@alaska.gov

### FY2023 Capital Budget Request

Project Title	Unrestricted Gen (UGF)	Designated Gen (DGF)	Other Funds	Federal Funds	Total Funds
Clean Water Capitalization Grant Subsidy	0	0	1,000,000	0	1,000,000
Drinking Water Capitalization Grant Subsidy	0	0	2,900,000	0	2,900,000
EVOS Impaired Beaches Project	0	0	658,432	0	658,432
Fairbanks PM2.5 Nonattainment Area Voluntary Heating Device Change Out Program	0	0	0	5,684,800	5,684,800
Village Safe Water and Wastewater Infrastructure Projects	19,500,000	0	500,000	52,250,000	72,250,000
<b>Department Total</b>	<b>19,500,000</b>	<b>0</b>	<b>5,058,432</b>	<b>57,934,800</b>	<b>82,493,232</b>

*This is an appropriation level summary only. For allocations and the full project details see the capital budget.*

### Summary of Department Budget Changes by RDU

From FY2022 Management Plan to FY2023 Governor

*All dollars shown in thousands*

	<u>Unrestricted Gen (UGF)</u>	<u>Designated Gen (DGF)</u>	<u>Other Funds</u>	<u>Federal Funds</u>	<u>Total Funds</u>
<b>FY2022 Management Plan</b>	<b>17,654.6</b>	<b>24,389.4</b>	<b>15,601.9</b>	<b>25,420.2</b>	<b>83,066.1</b>
<b>Adjustments which continue current level of service:</b>					
-Administration	-81.7	-31.0	1,947.8	436.8	2,271.9
-DEC Bldgs Maint & Operations	-0.7	0.0	0.0	0.0	-0.7
-Environmental Health	52.6	19.5	-333.6	-150.2	-411.7
-Air Quality	-255.9	-1,790.6	2,174.3	-342.9	-215.1
-Spill Prevention and Response	902.0	-1,182.1	-25.9	-62.2	-368.2
-Water	-170.1	14.2	-88.3	-135.5	-379.7
-Agency Unallocated	59.1	87.0	47.5	87.2	280.8
<b>Proposed budget increases:</b>					
-Environmental Health	830.0	0.0	0.0	0.0	830.0
-Water	4,904.0	0.0	0.0	0.0	4,904.0
<b>FY2023 Governor</b>	<b>23,893.9</b>	<b>21,506.4</b>	<b>19,323.7</b>	<b>25,253.4</b>	<b>89,977.4</b>

**Department Totals**  
**Department of Environmental Conservation**

<b>Description</b>	<b>FY2021 Actuals</b>	<b>FY2022 Conference Committee</b>	<b>FY2022 Authorized</b>	<b>FY2022 Management Plan</b>	<b>FY2023 Governor</b>	<b>FY2022 Management Plan vs FY2023 Governor</b>	
Department Totals	72,576.4	83,528.8	83,066.1	83,066.1	89,977.4	6,911.3	8.3%
<b>Objects of Expenditure:</b>							
71000 Personal Services	56,138.6	59,505.6	59,042.9	58,470.8	62,252.7	3,781.9	6.5%
72000 Travel	188.1	1,336.9	1,336.9	1,430.8	1,637.5	206.7	
73000 Services	12,288.3	19,025.5	19,025.5	19,497.7	21,950.4	2,452.7	12.6%
74000 Commodities	944.8	921.1	921.1	927.1	1,174.4	247.3	26.7%
75000 Capital Outlay	379.0	94.5	94.5	94.5	317.2	222.7	235.7%
77000 Grants, Benefits	2,637.6	2,645.2	2,645.2	2,645.2	2,645.2	0.0	0.0%
78000 Miscellaneous	0.0	0.0	0.0	0.0	0.0	0.0	0.0%
<b>Funding Source:</b>							
1002 Fed Rcpts (Fed)	21,791.9	25,450.0	25,420.2	25,420.2	25,253.4	-166.8	-0.7%
1003 G/F Match (UGF)	4,633.1	4,930.9	4,930.9	4,930.9	4,847.0	-83.9	-1.7%
1004 Gen Fund (UGF)	11,637.2	12,723.7	12,723.7	12,723.7	19,046.9	6,323.2	49.7%
1005 GF/Prgm (DGF)	7,500.7	9,049.5	9,049.5	9,049.5	7,324.3	-1,725.2	-19.1%
1007 I/A Rcpts (Other)	1,926.1	1,605.4	1,605.4	1,605.4	1,586.3	-19.1	-1.2%
1018 EVOSS (Other)	0.0	6.9	6.9	6.9	1,950.7	1,943.8	28171.0%
1052 Oil/Haz Fd (DGF)	14,368.1	15,751.2	15,339.9	15,339.9	14,182.1	-1,157.8	-7.5%
1055 IA/OIL HAZ (Other)	42.7	401.3	401.3	401.3	393.6	-7.7	-1.9%
1061 CIP Rcpts (Other)	2,769.4	3,608.9	3,608.9	3,608.9	3,584.0	-24.9	-0.7%
1093 Clean Air (Other)	4,250.5	4,632.5	4,632.5	4,632.5	6,822.0	2,189.5	47.3%
1108 Stat Desig (Other)	21.4	78.6	78.6	78.6	78.3	-0.3	-0.4%
1166 Vessel Com (Other)	859.8	1,527.4	1,505.8	1,505.8	1,491.8	-14.0	-0.9%
1205 Ocn Rngr (Other)	1,221.9	2,432.9	2,432.9	2,432.9	2,103.1	-329.8	-13.6%
1230 AKCW Ad Fu (Other)	1,102.5	817.6	817.6	817.6	805.3	-12.3	-1.5%
1231 AKDW Ad Fu (Other)	226.3	410.6	410.6	410.6	407.2	-3.4	-0.8%
1236 AK LNG I/A (Other)	74.8	101.4	101.4	101.4	101.4	0.0	0.0%
1269 CSLFRF (Fed)	150.0	0.0	0.0	0.0	0.0	0.0	0.0%
<b>Totals:</b>							
Unrestricted Gen (UGF)	16,270.3	17,654.6	17,654.6	17,654.6	23,893.9	6,239.3	35.3%
Designated Gen (DGF)	21,868.8	24,800.7	24,389.4	24,389.4	21,506.4	-2,883.0	-11.8%
Other Funds	12,495.4	15,623.5	15,601.9	15,601.9	19,323.7	3,721.8	23.9%
Federal Funds	21,941.9	25,450.0	25,420.2	25,420.2	25,253.4	-166.8	-0.7%
<b>Positions:</b>							
Permanent Full Time	478	471	466	466	503	37	7.9%
Permanent Part Time	0	0	0	0	0	0	0.0%
Non Permanent	1	1	1	1	1	0	0.0%

**Component Summary Unrestricted General Funds Only**  
**Department of Environmental Conservation**

<b>Results Delivery Unit/ Component</b>	<b>FY2021 Actuals</b>	<b>FY2022 Conference Committee</b>	<b>FY2022 Authorized</b>	<b>FY2022 Management Plan</b>	<b>FY2023 Governor</b>	<b>FY2022 Management Plan vs FY2023 Governor</b>		
<b>Administration</b>								
Office of the Commissioner	425.6	448.0	448.0	448.0	438.0	-10.0	-2.2%	
Administrative Services	72.0	149.5	149.5	149.5	77.8	-71.7	-48.0%	
State Support Services	1,968.4	1,847.5	1,847.5	1,847.5	1,847.5	0.0	0.0%	
<b>RDU Totals:</b>	<b>2,466.0</b>	<b>2,445.0</b>	<b>2,445.0</b>	<b>2,445.0</b>	<b>2,363.3</b>	<b>-81.7</b>	<b>-3.3%</b>	
<b>DEC Buildings Maintenance and Operations</b>								
DEC Bldgs Maint & Operations	715.4	657.0	657.0	657.0	656.3	-0.7	-0.1%	
<b>RDU Totals:</b>	<b>715.4</b>	<b>657.0</b>	<b>657.0</b>	<b>657.0</b>	<b>656.3</b>	<b>-0.7</b>	<b>-0.1%</b>	
<b>Environmental Health</b>								
Environmental Health	6,523.7	6,982.5	6,982.5	6,982.5	7,865.1	882.6	12.6%	
<b>RDU Totals:</b>	<b>6,523.7</b>	<b>6,982.5</b>	<b>6,982.5</b>	<b>6,982.5</b>	<b>7,865.1</b>	<b>882.6</b>	<b>12.6%</b>	
<b>Air Quality</b>								
Air Quality	1,752.4	2,071.8	2,071.8	2,071.8	1,815.9	-255.9	-12.4%	
<b>RDU Totals:</b>	<b>1,752.4</b>	<b>2,071.8</b>	<b>2,071.8</b>	<b>2,071.8</b>	<b>1,815.9</b>	<b>-255.9</b>	<b>-12.4%</b>	
<b>Spill Prevention and Response</b>								
Spill Prevention and Response	0.0	562.2	562.2	562.2	1,464.2	902.0	160.4%	
<b>RDU Totals:</b>	<b>0.0</b>	<b>562.2</b>	<b>562.2</b>	<b>562.2</b>	<b>1,464.2</b>	<b>902.0</b>	<b>160.4%</b>	
<b>Water</b>								
Water Qlty Infrastructure	4,812.8	4,936.1	4,936.1	4,936.1	9,670.0	4,733.9	95.9%	
<b>RDU Totals:</b>	<b>4,812.8</b>	<b>4,936.1</b>	<b>4,936.1</b>	<b>4,936.1</b>	<b>9,670.0</b>	<b>4,733.9</b>	<b>95.9%</b>	
<b>Agency Unallocated</b>								
Unallocated Rates Adjustment	0.0	0.0	0.0	0.0	59.1	59.1	100.0%	
<b>RDU Totals:</b>	<b>0.0</b>	<b>0.0</b>	<b>0.0</b>	<b>0.0</b>	<b>59.1</b>	<b>59.1</b>	<b>100.0%</b>	
<b>Unrestricted Gen (UGF):</b>	<b>16,270.3</b>	<b>17,654.6</b>	<b>17,654.6</b>	<b>17,654.6</b>	<b>23,893.9</b>	<b>6,239.3</b>	<b>35.3%</b>	
<b>Designated Gen (DGF):</b>	<b>0.0</b>	<b>0.0</b>	<b>0.0</b>	<b>0.0</b>	<b>0.0</b>	<b>0.0</b>	<b>0.0%</b>	
<b>Other Funds:</b>	<b>0.0</b>	<b>0.0</b>	<b>0.0</b>	<b>0.0</b>	<b>0.0</b>	<b>0.0</b>	<b>0.0%</b>	
<b>Federal Funds:</b>	<b>0.0</b>	<b>0.0</b>	<b>0.0</b>	<b>0.0</b>	<b>0.0</b>	<b>0.0</b>	<b>0.0%</b>	
<b>Total Funds:</b>	<b>16,270.3</b>	<b>17,654.6</b>	<b>17,654.6</b>	<b>17,654.6</b>	<b>23,893.9</b>	<b>6,239.3</b>	<b>35.3%</b>	



**Component Summary All Funds**  
**Department of Environmental Conservation**

<b>Results Delivery Unit/ Component</b>	<b>FY2021 Actuals</b>	<b>FY2022 Conference Committee</b>	<b>FY2022 Authorized</b>	<b>FY2022 Management Plan</b>	<b>FY2023 Governor</b>	<b>FY2022 Management Plan vs FY2023 Governor</b>		
<b>Administration</b>								
Office of the Commissioner	1,104.7	1,071.5	1,071.5	1,706.7	1,666.4	-40.3	-2.4%	
Administrative Services	4,854.1	5,648.2	5,648.2	5,013.0	4,924.5	-88.5	-1.8%	
State Support Services	3,278.6	2,831.4	2,831.4	2,831.4	2,831.4	0.0	0.0%	
EVOS Trustee Council	0.0	0.0	0.0	0.0	2,400.7	2,400.7	100.0%	
<b>RDU Totals:</b>	<b>9,237.4</b>	<b>9,551.1</b>	<b>9,551.1</b>	<b>9,551.1</b>	<b>11,823.0</b>	<b>2,271.9</b>	<b>23.8%</b>	
<b>DEC Buildings Maintenance and Operations</b>								
DEC Bldgs Maint & Operations	715.4	657.0	657.0	657.0	656.3	-0.7	-0.1%	
<b>RDU Totals:</b>	<b>715.4</b>	<b>657.0</b>	<b>657.0</b>	<b>657.0</b>	<b>656.3</b>	<b>-0.7</b>	<b>-0.1%</b>	
<b>Environmental Health</b>								
Environmental Health	17,546.0	18,363.1	18,363.1	18,363.1	18,781.4	418.3	2.3%	
<b>RDU Totals:</b>	<b>17,546.0</b>	<b>18,363.1</b>	<b>18,363.1</b>	<b>18,363.1</b>	<b>18,781.4</b>	<b>418.3</b>	<b>2.3%</b>	
<b>Air Quality</b>								
Air Quality	9,365.4	11,463.4	11,463.4	11,463.4	11,248.3	-215.1	-1.9%	
<b>RDU Totals:</b>	<b>9,365.4</b>	<b>11,463.4</b>	<b>11,463.4</b>	<b>11,463.4</b>	<b>11,248.3</b>	<b>-215.1</b>	<b>-1.9%</b>	
<b>Spill Prevention and Response</b>								
Spill Prevention and Response	16,453.4	20,538.7	20,076.0	20,076.0	19,707.8	-368.2	-1.8%	
<b>RDU Totals:</b>	<b>16,453.4</b>	<b>20,538.7</b>	<b>20,076.0</b>	<b>20,076.0</b>	<b>19,707.8</b>	<b>-368.2</b>	<b>-1.8%</b>	
<b>Water</b>								
Water Qlty Infrastructure	19,258.8	22,955.5	22,955.5	22,955.5	27,479.8	4,524.3	19.7%	
<b>RDU Totals:</b>	<b>19,258.8</b>	<b>22,955.5</b>	<b>22,955.5</b>	<b>22,955.5</b>	<b>27,479.8</b>	<b>4,524.3</b>	<b>19.7%</b>	
<b>Agency Unallocated</b>								
Unallocated Rates Adjustment	0.0	0.0	0.0	0.0	280.8	280.8	100.0%	
<b>RDU Totals:</b>	<b>0.0</b>	<b>0.0</b>	<b>0.0</b>	<b>0.0</b>	<b>280.8</b>	<b>280.8</b>	<b>100.0%</b>	
<b>Unrestricted Gen (UGF):</b>	<b>16,270.3</b>	<b>17,654.6</b>	<b>17,654.6</b>	<b>17,654.6</b>	<b>23,893.9</b>	<b>6,239.3</b>	<b>35.3%</b>	
<b>Designated Gen (DGF):</b>	<b>21,868.8</b>	<b>24,800.7</b>	<b>24,389.4</b>	<b>24,389.4</b>	<b>21,506.4</b>	<b>-2,883.0</b>	<b>-11.8%</b>	
<b>Other Funds:</b>	<b>12,495.4</b>	<b>15,623.5</b>	<b>15,601.9</b>	<b>15,601.9</b>	<b>19,323.7</b>	<b>3,721.8</b>	<b>23.9%</b>	
<b>Federal Funds:</b>	<b>21,941.9</b>	<b>25,450.0</b>	<b>25,420.2</b>	<b>25,420.2</b>	<b>25,253.4</b>	<b>-166.8</b>	<b>-0.7%</b>	
<b>Total Funds:</b>	<b>72,576.4</b>	<b>83,528.8</b>	<b>83,066.1</b>	<b>83,066.1</b>	<b>89,977.4</b>	<b>6,911.3</b>	<b>8.3%</b>	
<b>Permanent Full Time:</b>	<b>478</b>	<b>471</b>	<b>466</b>	<b>466</b>	<b>503</b>	<b>37</b>	<b>7.9%</b>	
<b>Permanent Part Time:</b>	<b>0</b>	<b>0</b>	<b>0</b>	<b>0</b>	<b>0</b>	<b>0</b>	<b>0.0%</b>	
<b>Non Permanent:</b>	<b>1</b>	<b>1</b>	<b>1</b>	<b>1</b>	<b>1</b>	<b>0</b>	<b>0.0%</b>	
<b>Total Positions:</b>	<b>479</b>	<b>472</b>	<b>467</b>	<b>467</b>	<b>504</b>	<b>37</b>	<b>7.9%</b>	

**Inter-Agency Revenue Summary**  
**Department of Environmental Conservation**  
**Revenue Type Inter-Agency Receipts Only**

Scenario: FY2023 Governor (18673)

IRIS Revenue Type	IRIS Revenue Source Code	Component	Total
<b>Department of Environmental Conservation Totals:</b>			<b>4,363.6</b>
5007 I/A Rcpts	5301 Inter-Agency Receipts	Admin - Department-wide	4.9
5007 I/A Rcpts	5301 Inter-Agency Receipts	Commerce - Department-wide	74.0
5007 I/A Rcpts	5301 Inter-Agency Receipts	Courts - Department-wide	12.0
5007 I/A Rcpts	5301 Inter-Agency Receipts	E&ED - Department-wide	13.3
5007 I/A Rcpts	5301 Inter-Agency Receipts	EnvCon - Administrative Services (635)	521.9
5007 I/A Rcpts	5301 Inter-Agency Receipts	EnvCon - DEC Bldgs Maint & Operations (2783)	2.1
5007 I/A Rcpts	5301 Inter-Agency Receipts	Gov - Department-wide	74.6
5007 I/A Rcpts	5301 Inter-Agency Receipts	M&VA - Department-wide	16.4
5007 I/A Rcpts	5301 Inter-Agency Receipts	NatRes - Department-wide	525.2
5007 I/A Rcpts	5301 Inter-Agency Receipts	Trans - Department-wide	5.8
5007 I/A Rcpts	5301 Inter-Agency Receipts	Univ - Department-wide	1.0
5055 IA/OIL HAZ	5391 Oil and Hazardous Waste Inter-Agency	EnvCon - Spill Prevention and Response (3094)	392.0
5061 CIP Rcpts	5351 Capital Improvement Project Inter-Agency	EnvCon - Water Qlty Infrastructure (3204)	2,367.8
5061 CIP Rcpts	5351 Capital Improvement Project Inter-Agency	Trans - Department-wide	261.7
5236 AK LNG I/A	5427 Alaska Liquefied Natural Gas Project Fund Inter-Agency	NatRes - Department-wide	90.9
<b>RDU: Administration (202)</b>			<b>1,118.1</b>
5007 I/A Rcpts	5301 Inter-Agency Receipts	EnvCon - Administrative Services (635)	521.9
5007 I/A Rcpts	5301 Inter-Agency Receipts	NatRes - Department-wide	23.4
5061 CIP Rcpts	5351 Capital Improvement Project Inter-Agency	EnvCon - Water Qlty Infrastructure (3204)	572.8
<b>Component: Office of the Commissioner (633)</b>			<b>159.4</b>
5007 I/A Rcpts	5301 Inter-Agency Receipts	EnvCon - Administrative Services (635)	136.0
5007 I/A Rcpts	5301 Inter-Agency Receipts	NatRes - Department-wide	23.4
<b>Component: Administrative Services (635)</b>			<b>958.7</b>
5007 I/A Rcpts	5301 Inter-Agency Receipts	EnvCon - Administrative Services (635)	385.9
5061 CIP Rcpts	5351 Capital Improvement Project Inter-Agency	EnvCon - Water Qlty Infrastructure (3204)	572.8
<b>RDU: Environmental Health (207)</b>			<b>93.4</b>
5007 I/A Rcpts	5301 Inter-Agency Receipts	Commerce - Department-wide	74.0
5007 I/A Rcpts	5301 Inter-Agency Receipts	E&ED - Department-wide	13.3
5007 I/A Rcpts	5301 Inter-Agency Receipts	EnvCon - DEC Bldgs Maint & Operations (2783)	2.1
5007 I/A Rcpts	5301 Inter-Agency Receipts	NatRes - Department-wide	3.0
5007 I/A Rcpts	5301 Inter-Agency Receipts	Univ - Department-wide	1.0
<b>Component: Environmental Health (3202)</b>			<b>93.4</b>
5007 I/A Rcpts	5301 Inter-Agency Receipts	Commerce - Department-wide	74.0
5007 I/A Rcpts	5301 Inter-Agency Receipts	E&ED - Department-wide	13.3
5007 I/A Rcpts	5301 Inter-Agency Receipts	EnvCon - DEC Bldgs Maint & Operations (2783)	2.1
5007 I/A Rcpts	5301 Inter-Agency Receipts	NatRes - Department-wide	3.0
5007 I/A Rcpts	5301 Inter-Agency Receipts	Univ - Department-wide	1.0
<b>RDU: Air Quality (206)</b>			<b>283.4</b>
5061 CIP Rcpts	5351 Capital Improvement Project Inter-Agency	Trans - Department-wide	192.5
5236 AK LNG I/A	5427 Alaska Liquefied Natural Gas Project Fund Inter-Agency	NatRes - Department-wide	90.9
<b>Component: Air Quality (2061)</b>			<b>283.4</b>
5061 CIP Rcpts	5351 Capital Improvement Project Inter-Agency	Trans - Department-wide	192.5
5236 AK LNG I/A	5427 Alaska Liquefied Natural Gas Project Fund Inter-Agency	NatRes - Department-wide	90.9
<b>RDU: Spill Prevention and Response (208)</b>			<b>734.7</b>
5007 I/A Rcpts	5301 Inter-Agency Receipts	Admin - Department-wide	4.9
5007 I/A Rcpts	5301 Inter-Agency Receipts	Courts - Department-wide	12.0
5007 I/A Rcpts	5301 Inter-Agency Receipts	Gov - Department-wide	74.6
5007 I/A Rcpts	5301 Inter-Agency Receipts	M&VA - Department-wide	16.4
5007 I/A Rcpts	5301 Inter-Agency Receipts	NatRes - Department-wide	159.8

**Inter-Agency Revenue Summary**  
**Department of Environmental Conservation**  
**Revenue Type Inter-Agency Receipts Only**

Scenario: FY2023 Governor (18673)

IRIS Revenue Type	IRIS Revenue Source Code	Component	Total
5007 I/A Rcpts	5301 Inter-Agency Receipts	Trans - Department-wide	5.8
5055 IA/OIL HAZ	5391 Oil and Hazardous Waste Inter-Agency	EnvCon - Spill Prevention and Response (3094)	392.0
5061 CIP Rcpts	5351 Capital Improvement Project Inter-Agency	Trans - Department-wide	69.2
<b>Component: Spill Prevention and Response (3094)</b>			<b>734.7</b>
5007 I/A Rcpts	5301 Inter-Agency Receipts	Admin - Department-wide	4.9
5007 I/A Rcpts	5301 Inter-Agency Receipts	Courts - Department-wide	12.0
5007 I/A Rcpts	5301 Inter-Agency Receipts	Gov - Department-wide	74.6
5007 I/A Rcpts	5301 Inter-Agency Receipts	M&VA - Department-wide	16.4
5007 I/A Rcpts	5301 Inter-Agency Receipts	NatRes - Department-wide	159.8
5007 I/A Rcpts	5301 Inter-Agency Receipts	Trans - Department-wide	5.8
5055 IA/OIL HAZ	5391 Oil and Hazardous Waste Inter-Agency	EnvCon - Spill Prevention and Response (3094)	392.0
5061 CIP Rcpts	5351 Capital Improvement Project Inter-Agency	Trans - Department-wide	69.2
<b>RDU: Water (210)</b>			<b>2,134.0</b>
5007 I/A Rcpts	5301 Inter-Agency Receipts	NatRes - Department-wide	339.0
5061 CIP Rcpts	5351 Capital Improvement Project Inter-Agency	EnvCon - Water Qlty Infrastructure (3204)	1,795.0
<b>Component: Water Quality, Infrastructure Support &amp; Financing (3204)</b>			<b>2,134.0</b>
5007 I/A Rcpts	5301 Inter-Agency Receipts	NatRes - Department-wide	339.0
5061 CIP Rcpts	5351 Capital Improvement Project Inter-Agency	EnvCon - Water Qlty Infrastructure (3204)	1,795.0