

State of Alaska FY2023 Governor's Operating Budget

Department of Labor and Workforce Development

Department of Labor and Workforce Development

Mission

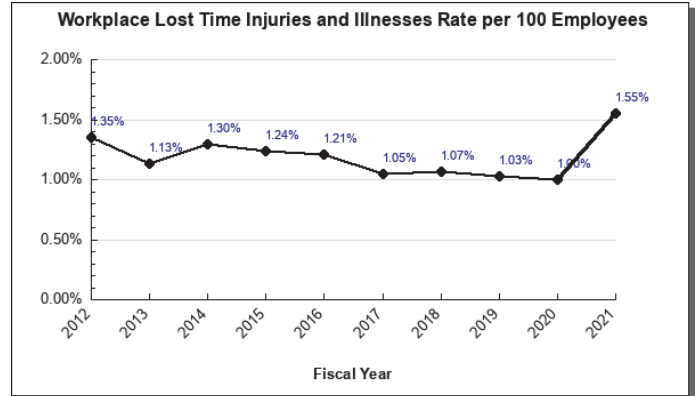
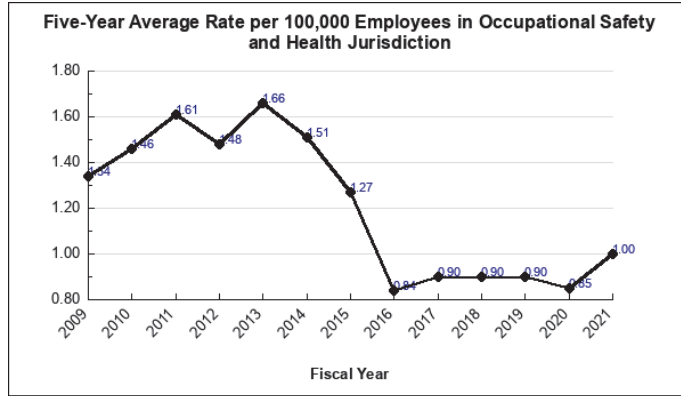
Provide safe and legal working conditions and to advance opportunities for employment. AS 23.05.010

Core Services (in priority order)	UGF	DGF	Other	Fed	Total	PFT	PPT	NP	% GF
1 Protect Workers	1,327.4	18,498.2	2,267.4	2,715.7	24,808.7	135.8	0.0	2.1	35.1%
2 Workforce Development	15,570.9	18,968.6	13,357.1	50,020.4	97,916.9	333.3	18.0	19.3	61.1%
3 Income Replacement	1,225.3	940.5	2,182.4	27,718.0	32,066.3	196.9	28.0	4.6	3.8%
FY2022 Management Plan	18,123.7	38,407.3	17,806.9	80,454.1	154,792.0	666.0	46.0	26.0	

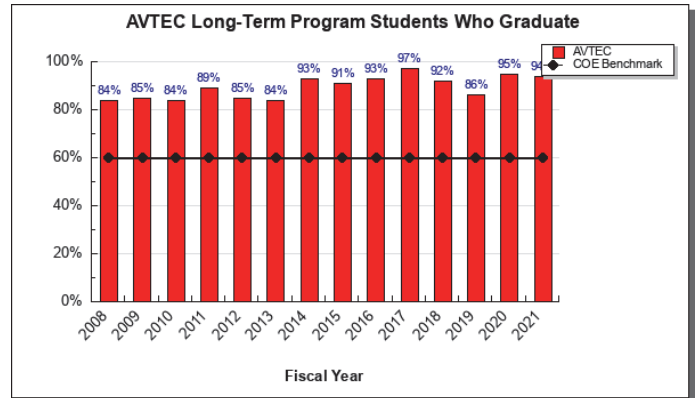
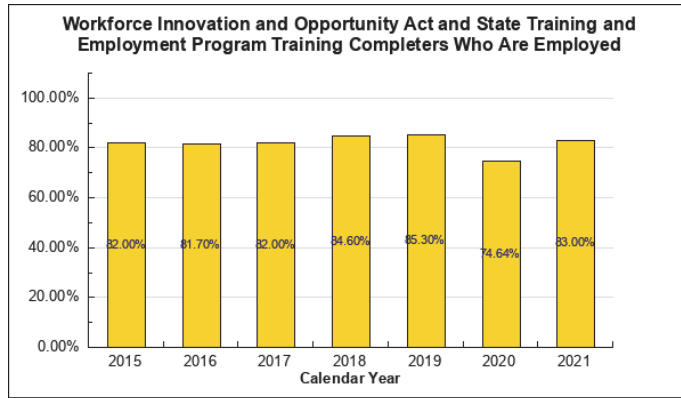
Measures by Core Service

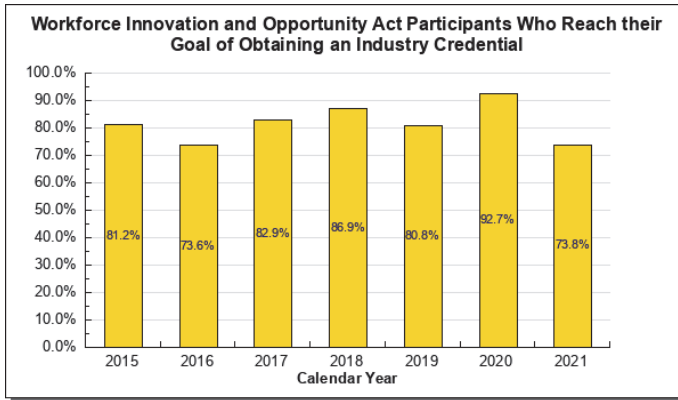
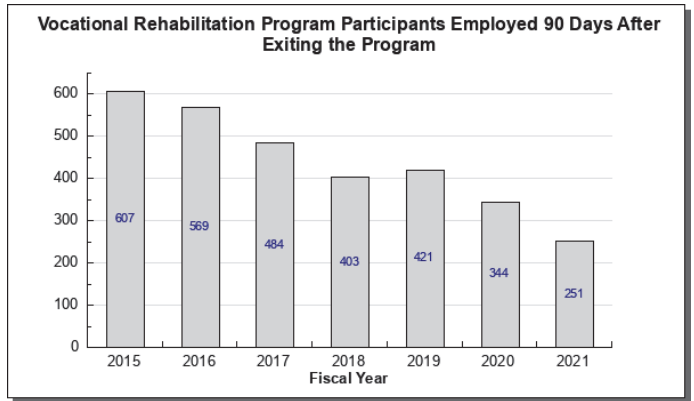
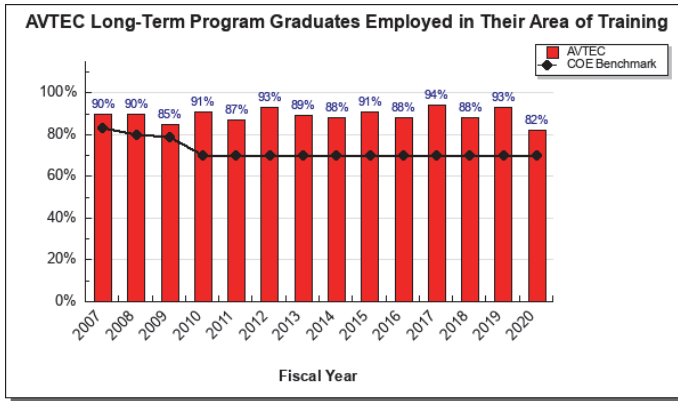
(Additional performance information is available on the web at <https://omb.alaska.gov/results>.)

1. Protect Workers: Eliminate accidental injuries, fatalities, and occupational illnesses within the departmental jurisdiction.

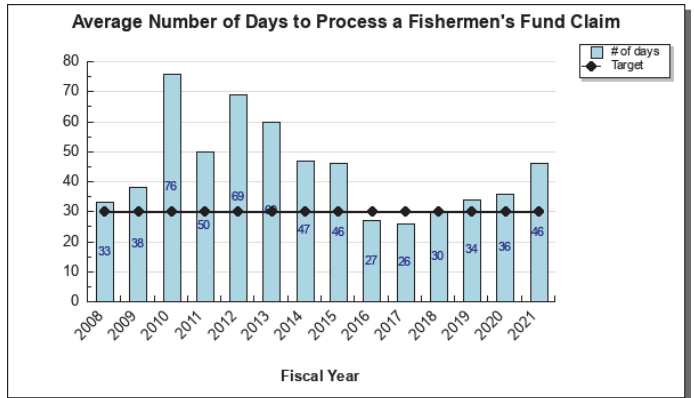
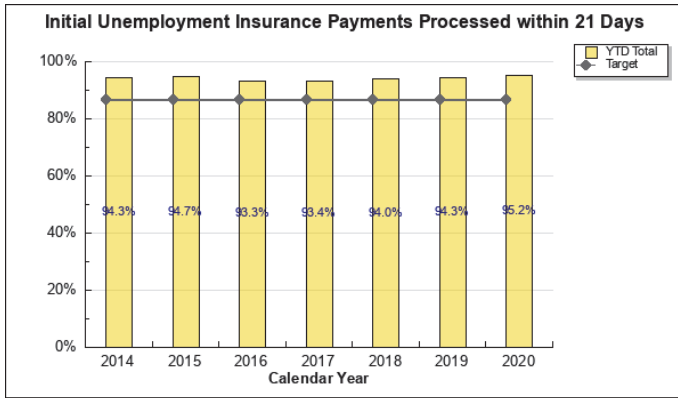


2. Workforce Development: Prepare Alaskans for Alaska's jobs.





3. Income Replacement: Eligible Alaskans receive timely and accurate income replacement determinations and payments.



Major Department Accomplishments in 2021

Protect Workers

The Division of Labor Standards and Safety's (LSS) Wage and Hour Administration component collected \$43,678.7 in wages, penalties, and interest owed to Alaska workers, and provided more than 1,541 voluntary compliance briefings to employers.

The LSS Mechanical Inspection component conducted a total of 6,571 boiler, elevator, electrical, and plumbing inspections and 2,118 on-site construction project visits statewide to ensure contractor licensing compliance. Staff identified 638 code violations and conducted 90 enforcement actions to protect Alaskans.

The Alaska Labor Relations Agency component issued 100 percent of its decisions in an average of 75 days, well below the 90-day target.

Workforce Development

The Division of Employment and Training Services (DETS) closed the National Health Emergency (Opioid) Dislocated Worker Grant June 30, 2021. The program served a total of 1,037 individuals impacted by the opioid epidemic with incumbent worker training, direct participation, community-centered opioid training for the Kodiak and Nome Police Departments, and skills upgrade training for counselors.

Employment services through Alaska Job Centers adjusted to distance and on-line delivery during periods when Alaska Job Centers were not opened for in-person services. The Alaska Job Centers reopened for in-person customers on June 1, 2021 when it was determined appropriate and safe. Distance and on-line delivery continue to be offered and further pursued through the adoption of technologies such as the AlaskaJobs system and other virtual services.

The Work Opportunity Tax Credit program applied for and received a \$100,000 award from Employment and Training Administration to address its backlog in August 2021. By leveraging the enhanced capacity of the AlaskaJobs WOTC module and with the help of two additional non-permanent technicians, the program issued a record 7,518 certifications for up to \$24,590,850 in tax credits for Alaska employers who hired at-risk job seekers.

The Division of Vocational Rehabilitation (DVR) helped 251 disabled Alaskans gain employment through Individualized Plans for Employment. DVR also served 366 individuals 55 years of age and older who were blind or had a significant visual impairment. Services were provided to those individuals in their local communities, and included mobility training, peer support, independent living skills training and low vision assessments.

Alaska Vocational Technical Center (AVTEC) students achieved an average 94 percent graduation rate across all course offerings.

AVTEC responded to employer workforce demand for shore side boat maintenance employees by developing a suite of Marine Vessel Maintenance and Repair training courses that can be customized for small shipyard employers and employees.

Income Replacement

The Division of Workers' Compensation (WC) worked with the Medical Services Review Committee (MSRC) to continue its phased-in cost reduction approach to lowering medical costs gradually, which directly resulted in a 3.7 percent workers' compensation premium rate decrease in May 2016, and helped contribute to the premium rate reductions of 1.6 percent in 2017, 7.9 percent in 2018, 14.8 percent in 2019, and 17.5 percent in 2020. Another significant premium rate reduction is anticipated in 2021.

During FY2021, the Workers' Compensation Appeals Commission closed approximately 90 percent of cases within 12 months of the filing of an appeal or petition for review.

Paid Unemployment Insurance (UI) benefits in a timely manner to 92,665 claimants, totaling over \$865 million in benefits to assist workers who were temporarily out of work due to no fault of their own.

The Rapid Response program worked with 73 businesses to address layoffs due to closures, downsizing, and natural disasters, impacting 3,458 workers. While Rapid Response workshops are normally conducted in person, usually at the worksite, staff provided in-depth information on filing for unemployment insurance benefits, job center services, and training options by phone, email, and virtual means during the year due to the pandemic.

Key Department Challenges

Workforce Development

The Alaska Vocational Technical Center's (AVTEC) campus facilities are aging, and the number of deferred maintenance projects continues to increase. In FY2021, AVTEC and Department of Transportation & Public Facilities staff will continue to address high-priority deferred maintenance projects to ensure AVTEC's instructional, residential, and support facilities continue to be operational.

The DETS Workforce Services component continues efforts to increase utilization of Registered Apprenticeships. While efforts included promoting program benefits, identifying related occupation instruction, assisting employers in identifying Alaskan candidates for the apprenticeship opportunity, and providing financial assistance to support new apprenticeship programs and eligible participants, the hesitance of companies to bring on apprentices during an economic downturn hampered these efforts.

Protect Workers

The Division of Labor Standards and Safety (LS&S) is tasked with conducting inspections throughout the state within reasonable travel budgets, and meeting program inspection goals while experiencing staff turnover.

Income Replacement

The UI program faces a critical challenge with its antiquated mainframe system. The pandemic brought the system shortcomings to the forefront as Congress passed many new UI programs to help unemployed workers affected by the pandemic. Although Congress provided \$2 billion to the U.S. Department of Labor (USDOL) to modernize state UI systems, USDOL decided to not provide states with direct funding to replace antiquated UI systems.

The Division of Vocational Rehabilitation's Disability Determination component is implementing the Social Security Administration's (SSA) decision to reinstate the reconsideration review process in Alaska. When an individual applies for Social Security Disability, and is denied benefits, they are entitled to a reconsideration review of their claim. This reconsideration review process is a federal process that will be conducted at the state level and includes hiring and training additional SSA-funded employees to process the workload.

Significant Changes in Results to be Delivered in FY2023

The UI program continues to collaborate with Workforce Services and Workforce Development partners to implement strategies to speed unemployment insurance claimants' return to work. Alaska's Reemployment Services and Eligibility Assessment (RESEA) program began its evidence-based evaluation to ensure program effectiveness in getting unemployed individuals back to work. As program interventions are being reviewed, the UI program and Workforce Services and Workforce Development will continue to assist workers to enable their quick and safe return to work. Efforts are underway in program design and future data systems updates to implement ongoing case management for Reemployment Services and Eligibility Assessment (RESEA) through the introduction of a required second interview to assist UI claimants in their return-to-work efforts, increase the active labor pool, and address workforce shortages experienced by Alaska's employers.

The Division of Employment and Training Services (DETS) is implementing a new Virtual Job Fair module into the AlaskaJobs system, allowing employers the choice to pursue connecting to job seekers through technology and removing the barrier of distance or lack of ability to meet in-person.

In FY2023, DETS components Workforce Services and Workforce Development will be consolidated into a single component, Workforce Services and Development. This administrative change will unify management and further align program delivery with required federal reporting and benchmarks, ensuring a seamless delivery of services and information for Alaska's employers, job seekers, and workforce development programs.

In order to align IT services with the programs they serve, the Data Processing unit was transferred from

Management Services in the Division of Administrative Services into DETS Administration. These IT professionals provide most critical support to the Division of Employment and Training Services, including the legacy Unemployment Insurance program and the AlaskaJobs system supporting the programs of the Workforce Investment Opportunity Act and Wagner-Peyser Act. Approximately 10-15% of this unit's time is also spent on support for the department's other divisions.

AVTEC will expand apprenticeship services and become a multi-employer sponsor, resulting in an increasingly diverse offering of related technical instruction.

The Second Injury Fund program stopped accepting new claims on October 1, 2020, for injuries that occurred on or before August 31, 2018. Only existing claims will be paid and will decline over time until the Fund's liability is exhausted. It will likely take decades for the Fund to pay these ongoing claim obligations, as 95 percent of these claims are categorized as permanent total disability (PTD) benefits. PTD benefits are paid until disability ends or until death.

Contact Information	
Commissioner: Dr. Tamika L. Ledbetter Phone: (907) 269-7485 E-mail: tamika.ledbetter@alaska.gov	Administrative Services Director: Dan DeBartolo Phone: (907) 465-5984 E-mail: dan.debartolo@alaska.gov

Summary of Department Budget Changes by RDU

From FY2022 Management Plan to FY2023 Governor

All dollars shown in thousands

	<u>Unrestricted Gen (UGF)</u>	<u>Designated Gen (DGF)</u>	<u>Other Funds</u>	<u>Federal Funds</u>	<u>Total Funds</u>
FY2022 Management Plan	18,123.7	38,407.3	17,806.9	80,454.1	154,792.0
Adjustments which get you to start of year:					
-Commissioner and Administrative	0.0	0.0	0.0	10,000.0	10,000.0
One-time items:					
-Commissioner and Administrative	0.0	0.0	-25.0	0.0	-25.0
-Workers' Compensation	0.0	-400.0	0.0	0.0	-400.0
-AVTEC	0.0	0.0	0.0	-441.0	-441.0
Adjustments which continue current level of service:					
-Commissioner and Administrative	367.6	-441.4	-46.9	-2,878.3	-2,999.0
-Workers' Compensation	0.0	249.3	0.0	0.0	249.3
-Labor Standards and Safety	2,126.9	-2,189.0	-9.7	-10.7	-82.5
-Employment & Training Svcs	11.4	-25.8	-32.9	1,979.8	1,932.5
-Vocational Rehabilitation	-25.6	-58.2	-7.6	-286.9	-378.3
-AVTEC	-79.8	-18.7	-16.0	0.0	-114.5
-Agency Unallocated	44.5	65.2	33.0	210.4	353.1
Proposed budget decreases:					
-Commissioner and Administrative	-556.2	0.0	-1,765.3	0.0	-2,321.5
-Labor Standards and Safety	0.0	-718.0	0.0	0.0	-718.0
-Vocational Rehabilitation	0.0	0.0	-23.7	0.0	-23.7
-AVTEC	-25.0	-250.0	0.0	0.0	-275.0
FY2023 Governor	19,987.5	34,620.7	15,912.8	89,027.4	159,548.4

Department Totals
Department of Labor and Workforce Development

Description	FY2021 Actuals	FY2022 Conference Committee	FY2022 Authorized	FY2022 Management Plan	FY2023 Governor	FY2022 Management Plan vs FY2023 Governor	
Department Totals	208,666.1	155,467.6	154,792.0	154,792.0	159,548.4	4,756.4	3.1%
Objects of Expenditure:							
71000 Personal Services	80,013.9	79,776.3	79,792.7	79,271.3	77,819.3	-1,452.0	-1.8%
72000 Travel	219.6	958.6	969.6	1,229.9	1,123.8	-106.1	
73000 Services	30,554.5	32,013.4	31,853.2	32,033.0	28,093.0	-3,940.0	-12.3%
74000 Commodities	2,552.4	2,261.3	2,483.3	2,792.9	2,159.4	-633.5	-22.7%
75000 Capital Outlay	217.9	363.0	363.0	378.0	353.0	-25.0	-6.6%
77000 Grants, Benefits	95,107.8	40,095.0	39,330.2	39,086.9	49,999.9	10,913.0	27.9%
78000 Miscellaneous	0.0	0.0	0.0	0.0	0.0	0.0	0.0%
Funding Source:							
1002 Fed Rcpts (Fed)	147,095.7	80,013.1	80,013.1	80,013.1	79,027.4	-985.7	-1.2%
1003 G/F Match (UGF)	6,902.4	6,397.0	6,397.0	6,397.0	8,160.6	1,763.6	27.6%
1004 Gen Fund (UGF)	11,711.7	11,726.7	11,726.7	11,726.7	11,826.9	100.2	0.9%
1005 GF/Prgm (DGF)	3,175.9	5,412.5	5,412.5	5,412.5	5,054.0	-358.5	-6.6%
1007 I/A Rcpts (Other)	10,767.5	16,145.5	16,145.5	16,145.5	14,260.6	-1,884.9	-11.7%
1031 Sec Injury (DGF)	2,658.1	2,864.9	2,864.9	2,864.9	2,862.0	-2.9	-0.1%
1032 Fish Fund (DGF)	582.9	1,425.2	1,425.2	1,425.2	1,420.0	-5.2	-0.4%
1049 Trng Bldg (DGF)	358.5	791.1	791.1	791.1	785.4	-5.7	-0.7%
1054 Empl Trng (DGF)	7,190.8	8,518.2	8,518.2	8,518.2	8,075.8	-442.4	-5.2%
1061 CIP Rcpts (Other)	14.8	99.8	99.8	99.8	99.8	0.0	0.0%
1092 MHTAAR (Other)	24.8	26.8	26.8	26.8	26.3	-0.5	-1.9%
1108 Stat Desig (Other)	834.7	1,410.6	1,410.6	1,410.6	1,401.9	-8.7	-0.6%
1117 VocRandSh (Other)	74.2	124.2	124.2	124.2	124.2	0.0	0.0%
1151 VoTech Ed (DGF)	6,788.8	7,605.0	6,488.4	6,488.4	6,480.9	-7.5	-0.1%
1157 Wrkrs Safe (DGF)	7,401.0	9,697.3	9,697.3	9,697.3	7,160.0	-2,537.3	-26.2%
1172 Bldg Safe (DGF)	1,647.9	2,226.4	2,226.4	2,226.4	1,860.0	-366.4	-16.5%
1203 WCBG Fund (DGF)	608.5	785.1	785.1	785.1	782.6	-2.5	-0.3%
1213 AHCC Rcpts (UGF)	750.0	0.0	0.0	0.0	0.0	0.0	0.0%
1237 VocSmBus (DGF)	77.9	198.2	198.2	198.2	140.0	-58.2	-29.4%
1265 COVID Fed (Fed)	0.0	0.0	441.0	441.0	0.0	-441.0	-100.0%
1269 CSLFRF (Fed)	0.0	0.0	0.0	0.0	10,000.0	10,000.0	100.0%
Totals:							
Unrestricted Gen (UGF)	19,364.1	18,123.7	18,123.7	18,123.7	19,987.5	1,863.8	10.3%
Designated Gen (DGF)	30,490.3	39,523.9	38,407.3	38,407.3	34,620.7	-3,786.6	-9.9%
Other Funds	11,716.0	17,806.9	17,806.9	17,806.9	15,912.8	-1,894.1	-10.6%
Federal Funds	147,095.7	80,013.1	80,454.1	80,454.1	89,027.4	8,573.3	10.7%

Department Totals
Department of Labor and Workforce Development

Description	FY2021 Actuals	FY2022 Conference Committee	FY2022 Authorized	FY2022 Management Plan	FY2023 Governor	FY2022 Management Plan vs FY2023 Governor	
Positions:							
Permanent Full Time	664	656	656	666	667	1	0.2%
Permanent Part Time	48	48	48	46	44	-2	-4.3%
Non Permanent	27	26	26	26	25	-1	-3.8%

Component Summary Unrestricted General Funds Only
Department of Labor and Workforce Development

Results Delivery Unit/ Component	FY2021 Actuals	FY2022 Conference Committee	FY2022 Authorized	FY2022 Management Plan	FY2023 Governor	FY2022 Management Plan vs FY2023 Governor	
Commissioner and Administrative Services							
Commissioner's Office	1,448.0	472.1	472.1	472.1	461.6	-10.5	-2.2%
Workforce Investment Board	1,119.5	1,870.0	1,870.0	1,870.0	2,298.2	428.2	22.9%
Alaska Labor Relations Agency	500.9	496.5	496.5	496.5	488.0	-8.5	-1.7%
Management Services	378.8	326.3	326.3	419.6	344.6	-75.0	-17.9%
Leasing	2,023.1	2,570.4	2,570.4	2,570.4	2,070.4	-500.0	-19.5%
Data Processing	12.8	93.3	93.3	0.0	0.0	0.0	0.0%
Labor Market Information	929.2	914.1	914.1	914.1	891.3	-22.8	-2.5%
RDU Totals:	6,412.3	6,742.7	6,742.7	6,742.7	6,554.1	-188.6	-2.8%
Labor Standards and Safety							
Wage and Hour Administration	313.5	262.0	262.0	262.0	257.4	-4.6	-1.8%
Mechanical Inspection	0.0	0.0	0.0	0.0	278.5	278.5	100.0%
Occupational Safety and Health	295.0	262.6	262.6	262.6	2,115.6	1,853.0	705.6%
RDU Totals:	608.5	524.6	524.6	524.6	2,651.5	2,126.9	405.4%
Employment and Training Services							
DETS Administration	0.0	0.0	0.0	0.0	15.0	15.0	100.0%
Workforce Development	2,580.5	1,972.1	1,972.1	1,972.1	1,968.5	-3.6	-0.2%
RDU Totals:	2,580.5	1,972.1	1,972.1	1,972.1	1,983.5	11.4	0.6%
Vocational Rehabilitation							
Client Services	4,512.8	4,007.2	4,007.2	4,007.2	3,995.6	-11.6	-0.3%
Special Projects	138.8	167.0	167.0	167.0	153.0	-14.0	-8.4%
RDU Totals:	4,651.6	4,174.2	4,174.2	4,174.2	4,148.6	-25.6	-0.6%
Alaska Vocational Technical Center							
AVTEC	5,111.2	4,710.1	4,710.1	4,710.1	4,605.3	-104.8	-2.2%
RDU Totals:	5,111.2	4,710.1	4,710.1	4,710.1	4,605.3	-104.8	-2.2%
Agency Unallocated							
Unallocated Rates Adjustment	0.0	0.0	0.0	0.0	44.5	44.5	100.0%
RDU Totals:	0.0	0.0	0.0	0.0	44.5	44.5	100.0%
Unrestricted Gen (UGF):	19,364.1	18,123.7	18,123.7	18,123.7	19,987.5	1,863.8	10.3%
Designated Gen (DGF):	0.0	0.0	0.0	0.0	0.0	0.0	0.0%
Other Funds:	0.0	0.0	0.0	0.0	0.0	0.0	0.0%
Federal Funds:	0.0	0.0	0.0	0.0	0.0	0.0	0.0%
Total Funds:	19,364.1	18,123.7	18,123.7	18,123.7	19,987.5	1,863.8	10.3%

Component Summary All Funds
Department of Labor and Workforce Development

Results Delivery Unit/ Component	FY2021 Actuals	FY2022 Conference Committee	FY2022 Authorized	FY2022 Management Plan	FY2023 Governor	FY2022 Management Plan vs FY2023 Governor	
Commissioner and Administrative Services							
Commissioner's Office	2,080.5	1,169.4	1,169.4	1,269.4	1,244.4	-25.0	-2.0%
Workforce Investment Board	17,461.9	18,199.5	17,534.1	17,534.1	28,434.7	10,900.6	62.2%
Alaska Labor Relations Agency	500.9	496.5	496.5	496.5	488.0	-8.5	-1.7%
Management Services	3,273.3	4,040.8	4,040.8	4,134.1	3,998.3	-135.8	-3.3%
Leasing	2,023.1	2,570.4	2,570.4	2,570.4	2,070.4	-500.0	-19.5%
Data Processing	5,022.6	5,602.0	5,602.0	5,408.7	0.0	-5,408.7	-100.0%
Labor Market Information	3,453.2	4,105.1	4,105.1	4,105.1	3,937.0	-168.1	-4.1%
RDU Totals:	33,815.5	36,183.7	35,518.3	35,518.3	40,172.8	4,654.5	13.1%
Workers' Compensation							
Workers' Compensation	4,858.4	6,078.9	6,078.9	6,078.9	5,949.9	-129.0	-2.1%
Workers' Comp Appeals Comm	331.0	440.5	440.5	440.5	433.0	-7.5	-1.7%
WC Benefits Guaranty Fund	608.5	785.1	785.1	785.1	782.2	-2.9	-0.4%
Second Injury Fund	2,658.1	2,864.9	2,864.9	2,864.9	2,860.3	-4.6	-0.2%
Fishermen's Fund	582.9	1,425.2	1,425.2	1,425.2	1,418.5	-6.7	-0.5%
RDU Totals:	9,038.9	11,594.6	11,594.6	11,594.6	11,443.9	-150.7	-1.3%
Labor Standards and Safety							
Wage and Hour Administration	1,996.5	2,392.9	2,392.9	2,392.9	2,293.7	-99.2	-4.1%
Mechanical Inspection	2,157.1	3,114.1	3,114.1	3,114.1	3,012.5	-101.6	-3.3%
Occupational Safety and Health	4,530.4	5,799.7	5,799.7	5,799.7	5,200.8	-598.9	-10.3%
Alaska Safety Advisory Council	26.0	186.8	186.8	186.8	186.0	-0.8	-0.4%
RDU Totals:	8,710.0	11,493.5	11,493.5	11,493.5	10,693.0	-800.5	-7.0%
Employment and Training Services							
DETS Administration	1,135.7	1,414.2	1,414.2	5,495.1	5,352.5	-142.6	-2.6%
Workforce Services	15,019.9	18,254.3	18,254.3	17,441.8	17,203.6	-238.2	-1.4%
Workforce Development	11,211.9	10,782.6	10,713.7	10,334.4	10,272.5	-61.9	-0.6%
Unemployment Insurance	96,138.2	23,673.3	23,673.3	20,784.2	23,159.4	2,375.2	11.4%
RDU Totals:	123,505.7	54,124.4	54,055.5	54,055.5	55,988.0	1,932.5	3.6%
Vocational Rehabilitation							
Voc Rehab Administration	900.2	1,313.7	1,313.7	1,455.8	1,429.7	-26.1	-1.8%
Client Services	13,670.1	17,568.8	17,568.8	17,426.7	17,443.3	16.6	0.1%
Disability Determination	4,527.9	6,094.4	6,094.4	6,094.4	6,011.1	-83.3	-1.4%
Special Projects	906.8	1,243.7	1,243.7	1,243.7	934.5	-309.2	-24.9%
RDU Totals:	20,005.0	26,220.6	26,220.6	26,220.6	25,818.6	-402.0	-1.5%
Alaska Vocational Technical Center							
AVTEC	11,421.5	13,906.7	13,965.4	13,965.4	13,124.9	-840.5	-6.0%
AVTEC Facilities Maintenance	2,169.5	1,944.1	1,944.1	1,944.1	1,954.1	10.0	0.5%
RDU Totals:	13,591.0	15,850.8	15,909.5	15,909.5	15,079.0	-830.5	-5.2%
Agency Unallocated							
Unallocated Rates Adjustment	0.0	0.0	0.0	0.0	353.1	353.1	100.0%
RDU Totals:	0.0	0.0	0.0	0.0	353.1	353.1	100.0%

Component Summary All Funds
Department of Labor and Workforce Development

Results Delivery Unit/ Component	FY2021 Actuals	FY2022 Conference Committee	FY2022 Authorized	FY2022 Management Plan	FY2023 Governor	FY2022 Management Plan vs FY2023 Governor	
Unrestricted Gen (UGF):	19,364.1	18,123.7	18,123.7	18,123.7	19,987.5	1,863.8	10.3%
Designated Gen (DGF):	30,490.3	39,523.9	38,407.3	38,407.3	34,620.7	-3,786.6	-9.9%
Other Funds:	11,716.0	17,806.9	17,806.9	17,806.9	15,912.8	-1,894.1	-10.6%
Federal Funds:	147,095.7	80,013.1	80,454.1	80,454.1	89,027.4	8,573.3	10.7%
Total Funds:	208,666.1	155,467.6	154,792.0	154,792.0	159,548.4	4,756.4	3.1%
Permanent Full Time:	664	656	656	666	667	1	0.2%
Permanent Part Time:	48	48	48	46	44	-2	-4.3%
Non Permanent:	27	26	26	26	25	-1	-3.8%
Total Positions:	739	730	730	738	736	-2	-0.3%

Inter-Agency Revenue Summary
Department of Labor and Workforce Development
Revenue Type Inter-Agency Receipts Only

Scenario: FY2023 Governor (18673)

IRIS Revenue Type	IRIS Revenue Source Code	Component	Total
Department of Labor and Workforce Development Totals:			11,556.4
5007 I/A Rcpts	5301 Inter-Agency Receipts	E&ED - Department-wide	247.6
5007 I/A Rcpts	5301 Inter-Agency Receipts	Health - Department-wide	533.4
5007 I/A Rcpts	5301 Inter-Agency Receipts	Labor - AVTEC (2686)	1,657.9
5007 I/A Rcpts	5301 Inter-Agency Receipts	Labor - Client Services (1828)	371.1
5007 I/A Rcpts	5301 Inter-Agency Receipts	Labor - Commissioner's Office (340)	-739.5
5007 I/A Rcpts	5301 Inter-Agency Receipts	Labor - Disability Determination (206)	143.4
5007 I/A Rcpts	5301 Inter-Agency Receipts	Labor - Fishermen's Fund (343)	165.0
5007 I/A Rcpts	5301 Inter-Agency Receipts	Labor - Labor Market Information (336)	-228.7
5007 I/A Rcpts	5301 Inter-Agency Receipts	Labor - Management Services (335)	3,386.6
5007 I/A Rcpts	5301 Inter-Agency Receipts	Labor - Unemployment Insurance (2276)	734.7
5007 I/A Rcpts	5301 Inter-Agency Receipts	Labor - Wage and Hour Administration (345)	51.2
5007 I/A Rcpts	5301 Inter-Agency Receipts	Labor - Workers' Compensation (344)	105.9
5007 I/A Rcpts	5301 Inter-Agency Receipts	Labor - Workforce Development (3117)	2,052.7
5007 I/A Rcpts	5301 Inter-Agency Receipts	Labor - Workforce Services (2761)	2,721.2
5007 I/A Rcpts	5301 Inter-Agency Receipts	Law - Department-wide	5.2
5007 I/A Rcpts	5301 Inter-Agency Receipts	Rev - Department-wide	232.7
5007 I/A Rcpts	5301 Inter-Agency Receipts	Univ - Department-wide	116.0
RDU: Commissioner and Administrative Services (109)			3,894.0
5007 I/A Rcpts	5301 Inter-Agency Receipts	E&ED - Department-wide	22.8
5007 I/A Rcpts	5301 Inter-Agency Receipts	Health - Department-wide	145.5
5007 I/A Rcpts	5301 Inter-Agency Receipts	Labor - AVTEC (2686)	-196.4
5007 I/A Rcpts	5301 Inter-Agency Receipts	Labor - Client Services (1828)	74.3
5007 I/A Rcpts	5301 Inter-Agency Receipts	Labor - Commissioner's Office (340)	-739.5
5007 I/A Rcpts	5301 Inter-Agency Receipts	Labor - Labor Market Information (336)	-263.2
5007 I/A Rcpts	5301 Inter-Agency Receipts	Labor - Management Services (335)	3,386.6
5007 I/A Rcpts	5301 Inter-Agency Receipts	Labor - Unemployment Insurance (2276)	348.7
5007 I/A Rcpts	5301 Inter-Agency Receipts	Labor - Wage and Hour Administration (345)	11.2
5007 I/A Rcpts	5301 Inter-Agency Receipts	Labor - Workforce Development (3117)	384.5
5007 I/A Rcpts	5301 Inter-Agency Receipts	Labor - Workforce Services (2761)	472.5
5007 I/A Rcpts	5301 Inter-Agency Receipts	Rev - Department-wide	131.0
5007 I/A Rcpts	5301 Inter-Agency Receipts	Univ - Department-wide	116.0
Component: Commissioner's Office (340)			782.8
5007 I/A Rcpts	5301 Inter-Agency Receipts	Labor - Management Services (335)	782.8
Component: Workforce Investment Board (2659)			406.5
5007 I/A Rcpts	5301 Inter-Agency Receipts	E&ED - Department-wide	4.9
5007 I/A Rcpts	5301 Inter-Agency Receipts	Health - Department-wide	77.5
5007 I/A Rcpts	5301 Inter-Agency Receipts	Labor - AVTEC (2686)	35.0
5007 I/A Rcpts	5301 Inter-Agency Receipts	Labor - Client Services (1828)	74.3
5007 I/A Rcpts	5301 Inter-Agency Receipts	Labor - Workforce Development (3117)	164.5
5007 I/A Rcpts	5301 Inter-Agency Receipts	Labor - Workforce Services (2761)	50.3
Component: Management Services (335)			1,106.5
5007 I/A Rcpts	5301 Inter-Agency Receipts	Labor - AVTEC (2686)	-231.4
5007 I/A Rcpts	5301 Inter-Agency Receipts	Labor - Commissioner's Office (340)	-739.5
5007 I/A Rcpts	5301 Inter-Agency Receipts	Labor - Labor Market Information (336)	-263.2
5007 I/A Rcpts	5301 Inter-Agency Receipts	Labor - Management Services (335)	2,340.6
Component: Labor Market Information (336)			1,598.2
5007 I/A Rcpts	5301 Inter-Agency Receipts	E&ED - Department-wide	17.9
5007 I/A Rcpts	5301 Inter-Agency Receipts	Health - Department-wide	68.0
5007 I/A Rcpts	5301 Inter-Agency Receipts	Labor - Management Services (335)	263.2
5007 I/A Rcpts	5301 Inter-Agency Receipts	Labor - Unemployment Insurance (2276)	348.7
5007 I/A Rcpts	5301 Inter-Agency Receipts	Labor - Wage and Hour Administration (345)	11.2
5007 I/A Rcpts	5301 Inter-Agency Receipts	Labor - Workforce Development (3117)	220.0
5007 I/A Rcpts	5301 Inter-Agency Receipts	Labor - Workforce Services (2761)	422.2
5007 I/A Rcpts	5301 Inter-Agency Receipts	Rev - Department-wide	131.0
5007 I/A Rcpts	5301 Inter-Agency Receipts	Univ - Department-wide	116.0
RDU: Employment and Training Services (646)			5,010.9
5007 I/A Rcpts	5301 Inter-Agency Receipts	E&ED - Department-wide	3.8
5007 I/A Rcpts	5301 Inter-Agency Receipts	Health - Department-wide	93.9

Inter-Agency Revenue Summary
Department of Labor and Workforce Development
Revenue Type Inter-Agency Receipts Only

Scenario: FY2023 Governor (18673)

IRIS Revenue Type	IRIS Revenue Source Code	Component	Total
5007 I/A Rcpts	5301 Inter-Agency Receipts	Labor - Client Services (1828)	28.0
5007 I/A Rcpts	5301 Inter-Agency Receipts	Labor - Disability Determination (206)	130.0
5007 I/A Rcpts	5301 Inter-Agency Receipts	Labor - Fishermen's Fund (343)	165.0
5007 I/A Rcpts	5301 Inter-Agency Receipts	Labor - Labor Market Information (336)	34.5
5007 I/A Rcpts	5301 Inter-Agency Receipts	Labor - Unemployment Insurance (2276)	386.0
5007 I/A Rcpts	5301 Inter-Agency Receipts	Labor - Wage and Hour Administration (345)	40.0
5007 I/A Rcpts	5301 Inter-Agency Receipts	Labor - Workers' Compensation (344)	105.9
5007 I/A Rcpts	5301 Inter-Agency Receipts	Labor - Workforce Development (3117)	1,668.2
5007 I/A Rcpts	5301 Inter-Agency Receipts	Labor - Workforce Services (2761)	2,248.7
5007 I/A Rcpts	5301 Inter-Agency Receipts	Law - Department-wide	5.2
5007 I/A Rcpts	5301 Inter-Agency Receipts	Rev - Department-wide	101.7
Component: Employment and Training Services Administration (3116)			534.5
5007 I/A Rcpts	5301 Inter-Agency Receipts	Labor - Client Services (1828)	5.0
5007 I/A Rcpts	5301 Inter-Agency Receipts	Labor - Disability Determination (206)	130.0
5007 I/A Rcpts	5301 Inter-Agency Receipts	Labor - Fishermen's Fund (343)	165.0
5007 I/A Rcpts	5301 Inter-Agency Receipts	Labor - Labor Market Information (336)	34.5
5007 I/A Rcpts	5301 Inter-Agency Receipts	Labor - Unemployment Insurance (2276)	60.0
5007 I/A Rcpts	5301 Inter-Agency Receipts	Labor - Wage and Hour Administration (345)	40.0
5007 I/A Rcpts	5301 Inter-Agency Receipts	Labor - Workers' Compensation (344)	100.0
Component: Workforce Services (2761)			4,214.5
5007 I/A Rcpts	5301 Inter-Agency Receipts	Health - Department-wide	47.7
5007 I/A Rcpts	5301 Inter-Agency Receipts	Labor - Client Services (1828)	23.0
5007 I/A Rcpts	5301 Inter-Agency Receipts	Labor - Unemployment Insurance (2276)	326.0
5007 I/A Rcpts	5301 Inter-Agency Receipts	Labor - Workforce Development (3117)	1,658.0
5007 I/A Rcpts	5301 Inter-Agency Receipts	Labor - Workforce Services (2761)	2,159.8
Component: Unemployment Insurance (2276)			261.9
5007 I/A Rcpts	5301 Inter-Agency Receipts	E&ED - Department-wide	3.8
5007 I/A Rcpts	5301 Inter-Agency Receipts	Health - Department-wide	46.2
5007 I/A Rcpts	5301 Inter-Agency Receipts	Labor - Workers' Compensation (344)	5.9
5007 I/A Rcpts	5301 Inter-Agency Receipts	Labor - Workforce Development (3117)	10.2
5007 I/A Rcpts	5301 Inter-Agency Receipts	Labor - Workforce Services (2761)	88.9
5007 I/A Rcpts	5301 Inter-Agency Receipts	Law - Department-wide	5.2
5007 I/A Rcpts	5301 Inter-Agency Receipts	Rev - Department-wide	101.7
RDU: Vocational Rehabilitation (65)			672.2
5007 I/A Rcpts	5301 Inter-Agency Receipts	E&ED - Department-wide	96.0
5007 I/A Rcpts	5301 Inter-Agency Receipts	Health - Department-wide	294.0
5007 I/A Rcpts	5301 Inter-Agency Receipts	Labor - Client Services (1828)	268.8
5007 I/A Rcpts	5301 Inter-Agency Receipts	Labor - Disability Determination (206)	13.4
Component: Vocational Rehabilitation Administration (202)			282.2
5007 I/A Rcpts	5301 Inter-Agency Receipts	Labor - Client Services (1828)	268.8
5007 I/A Rcpts	5301 Inter-Agency Receipts	Labor - Disability Determination (206)	13.4
Component: Disability Determination (206)			294.0
5007 I/A Rcpts	5301 Inter-Agency Receipts	Health - Department-wide	294.0
Component: Special Projects (1958)			96.0
5007 I/A Rcpts	5301 Inter-Agency Receipts	E&ED - Department-wide	96.0
RDU: Alaska Vocational Technical Center (578)			1,979.3
5007 I/A Rcpts	5301 Inter-Agency Receipts	E&ED - Department-wide	125.0
5007 I/A Rcpts	5301 Inter-Agency Receipts	Labor - AVTEC (2686)	1,854.3
Component: Alaska Vocational Technical Center (2686)			125.0
5007 I/A Rcpts	5301 Inter-Agency Receipts	E&ED - Department-wide	125.0
Component: AVTEC Facilities Maintenance (2701)			1,854.3
5007 I/A Rcpts	5301 Inter-Agency Receipts	Labor - AVTEC (2686)	1,854.3