

State of Alaska
FY2023 Governor's Operating Budget

Department of Labor and Workforce Development
Vocational Rehabilitation
Results Delivery Unit Budget Summary

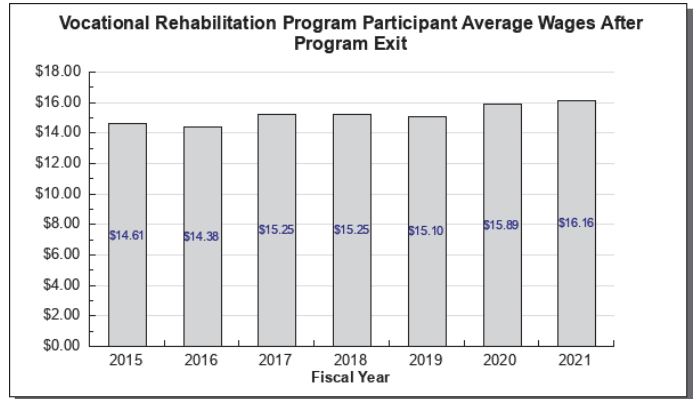
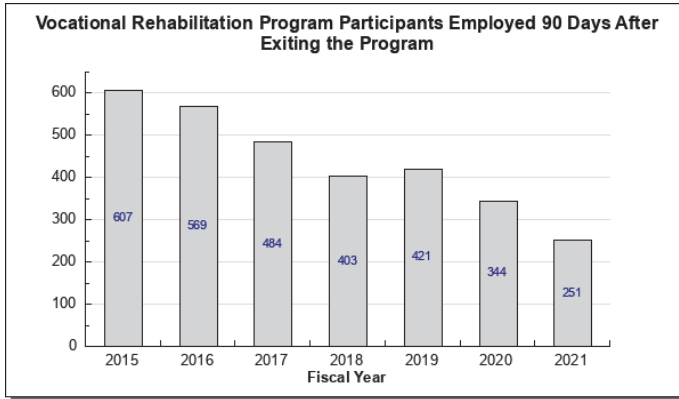
Vocational Rehabilitation Results Delivery Unit

Contribution to Department's Mission

Assist people with disabilities to obtain and maintain employment.

Results

(Additional performance information is available on the web at <https://omb.alaska.gov/results>.)



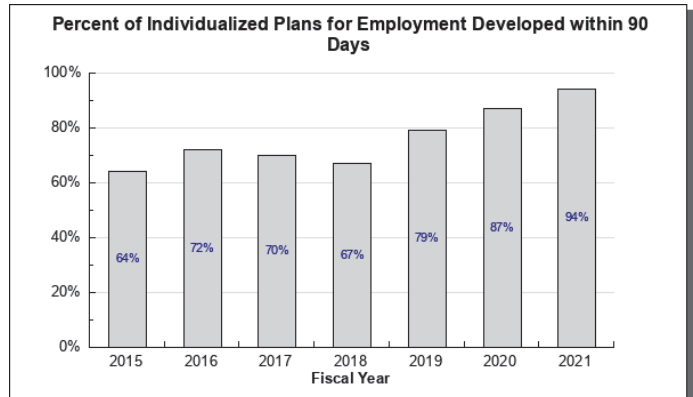
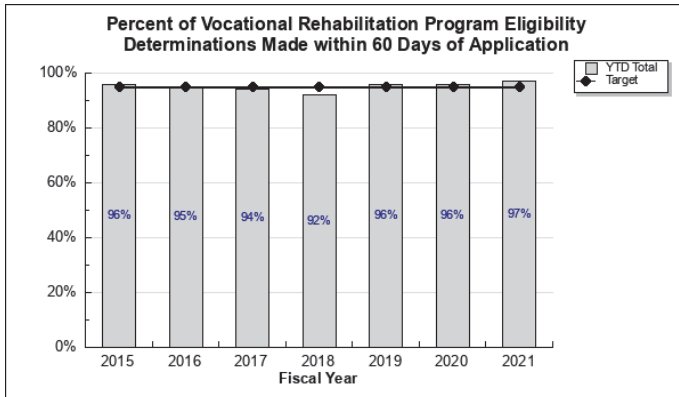
Core Services

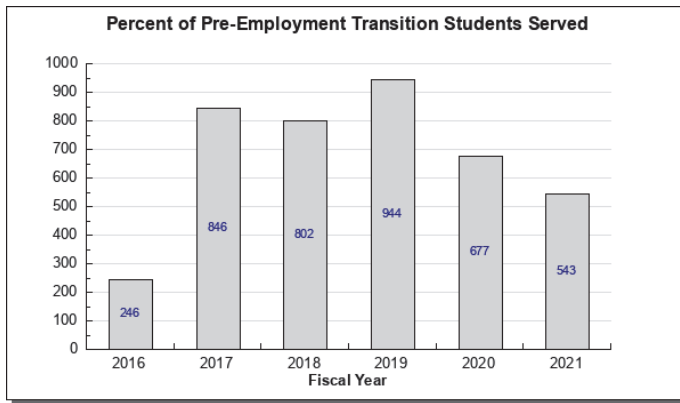
- Provide individualized services to enable people with disabilities to secure employment.

Measures by Core Service

(Additional performance information is available on the web at <https://omb.alaska.gov/results>.)

1. Provide individualized services to enable people with disabilities to secure employment.





Major RDU Accomplishments in 2021

- Successfully assisted 251 Alaskans with disabilities achieve an employment outcome with an average wage of \$16.16 per hour.
- Continued to coordinate with rural school districts, health care providers, job centers, and tribal vocational rehabilitation programs to improve service delivery to individuals with disabilities residing in rural Alaska.
- Served 366 individuals 55 years of age and older who were blind or had a significant visual impairment. Services were provided to individuals in their local communities and included mobility training, peer support, independent living skill training and low vision assessments.
- Provided Pre-Employment Transition Services (Pre-ETS) to 543 students with disabilities in over 53 communities across Alaska utilizing local community rehabilitation providers and division staff.
- Achieved 97.7 percent of disability determination cases closed with an accurate determination for benefits, which exceeds the national average of 93.6 percent.

Key RDU Challenges

- The Division of Vocational Rehabilitation continues to be challenged to respond quickly, safely, and effectively to new and evolving COVID-19 issues. The division must overcome anxiety and concerns individuals have about utilizing public services and returning to work, and find ways to deliver services statewide to all individuals who require services.
- The Division of Vocational Rehabilitation continues to be challenged by the fact that individuals with disabilities are not seeking services to pursue employment, however, an online pre-application process was implemented in order to increase access to services.

Significant Changes in Results to be Delivered in FY2023

The Division of Vocational Rehabilitation anticipates a significant increase in the demand for services as individuals feel more comfortable returning to work.

Contact Information

Contact: Duane Mayes, Director
Phone: (907) 334-5963
E-mail: duane.mayes@alaska.gov

**Vocational Rehabilitation
RDU Financial Summary by Component**

All dollars shown in thousands

	FY2021 Actuals				FY2022 Management Plan				FY2023 Governor			
	UGF+DGF Funds	Other Funds	Federal Funds	Total Funds	UGF+DGF Funds	Other Funds	Federal Funds	Total Funds	UGF+DGF Funds	Other Funds	Federal Funds	Total Funds
Formula Expenditures None.												
Non-Formula Expenditures												
Voc Rehab Administration	0.0	173.8	726.4	900.2	0.0	286.4	1,169.4	1,455.8	0.0	282.2	1,147.5	1,429.7
Client Services	4,590.7	98.5	8,980.9	13,670.1	4,205.4	124.2	13,097.1	17,426.7	4,135.6	124.2	13,183.5	17,443.3
Disability Determination	0.0	109.2	4,418.7	4,527.9	0.0	297.4	5,797.0	6,094.4	0.0	294.0	5,717.1	6,011.1
Special Projects	138.8	95.6	672.4	906.8	167.0	119.7	957.0	1,243.7	153.0	96.0	685.5	934.5
Totals	4,729.5	477.1	14,798.4	20,005.0	4,372.4	827.7	21,020.5	26,220.6	4,288.6	796.4	20,733.6	25,818.6

**Vocational Rehabilitation
Summary of RDU Budget Changes by Component
From FY2022 Management Plan to FY2023 Governor**

All dollars shown in thousands

	<u>Unrestricted Gen (UGF)</u>	<u>Designated Gen (DGF)</u>	<u>Other Funds</u>	<u>Federal Funds</u>	<u>Total Funds</u>
FY2022 Management Plan	4,174.2	198.2	827.7	21,020.5	26,220.6
Adjustments which continue current level of service:					
-Voc Rehab Administration	0.0	0.0	-4.2	-21.9	-26.1
-Client Services	-11.6	-58.2	0.0	86.4	16.6
-Disability Determination	0.0	0.0	-3.4	-79.9	-83.3
-Special Projects	-14.0	0.0	0.0	-271.5	-285.5
Proposed budget decreases:					
-Special Projects	0.0	0.0	-23.7	0.0	-23.7
FY2023 Governor	4,148.6	140.0	796.4	20,733.6	25,818.6