

# **State of Alaska FY2023 Governor's Operating Budget**

**Department of Revenue**

## FY2023 Governor Table of Contents

Department of Revenue	3
RDU: Taxation and Treasury	18
Tax Division	22
Treasury Division	48
Unclaimed Property	71
Alaska Retirement Management Board	87
Alaska Retirement Management Board Custody and Management Fees	99
Permanent Fund Dividend Division	104
Child Support Services Division	126
RDU: Administration and Support	151
Commissioner's Office	155
Administrative Services	172
Criminal Investigations Unit	190
RDU: Alaska Mental Health Trust Authority	205
Mental Health Trust Operations	209
Long Term Care Ombudsman Office	226
AMBBA Operations	243
RDU: Alaska Housing Finance Corporation	259
AHFC Operations	263
Alaska Corporation for Affordable Housing	314
RDU: Alaska Permanent Fund Corporation	328
APFC Operations	332
APFC Investment Management Fees	352

**Department of Revenue**

**Mission**

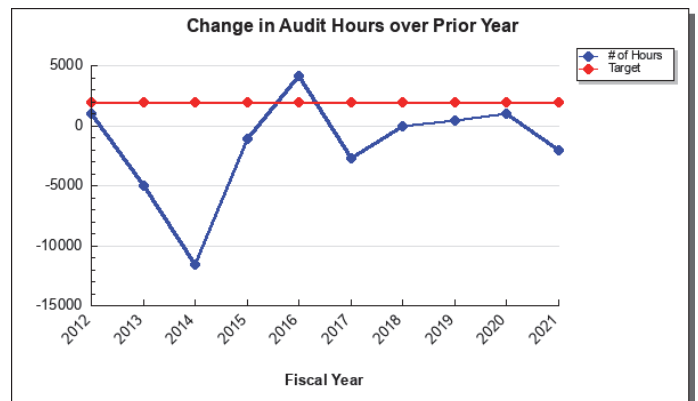
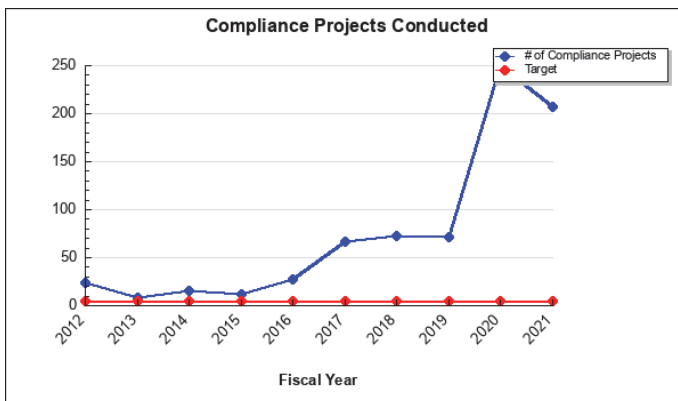
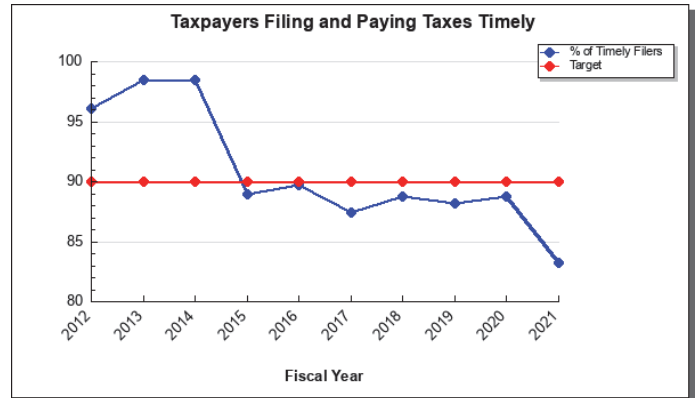
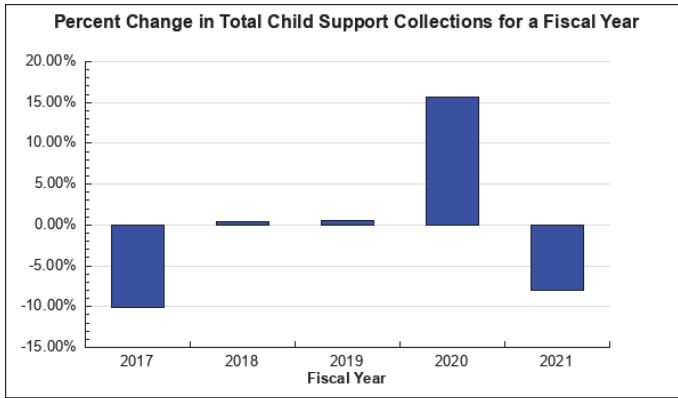
The mission of the Department of Revenue is to collect, distribute and invest funds for public purposes. Alaska Constitution Article 9; AS 25.27, AS 37, AS 43

	<b>Core Services (in priority order)</b>	<b>UGF</b>	<b>DGF</b>	<b>Other</b>	<b>Fed</b>	<b>Total</b>	<b>PFT</b>	<b>PPT</b>	<b>NP</b>	<b>% GF</b>
1	Funds Collection	20,821.4	1,177.3	69,507.9	172,943.2	264,449.8	401.9	10.1	7.2	70.8%
2	Funds Distribution	4,632.3	1,073.7	74,449.8	152,808.3	232,964.1	283.6	9.4	6.0	18.4%
3	Funds Investment	1,705.7	1,144.3	273,951.0	46,079.3	322,880.3	127.5	4.5	3.8	9.2%
4	Safety for Alaskans	525.8	0.0	414.8	0.0	940.6	6.0	0.0	0.0	1.7%
	<b>FY2022 Management Plan</b>	<b>27,685.2</b>	<b>3,395.3</b>	<b>418,323.6</b>	<b>371,830.7</b>	<b>821,234.8</b>	<b>819.0</b>	<b>24.0</b>	<b>17.0</b>	

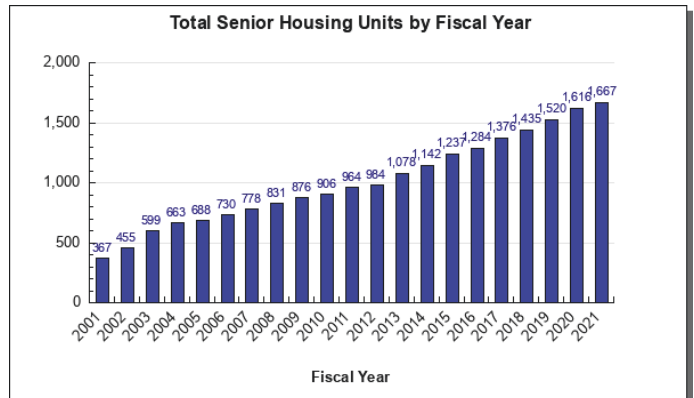
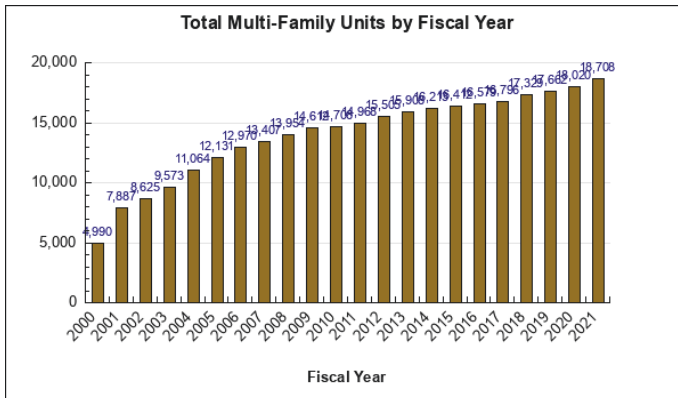
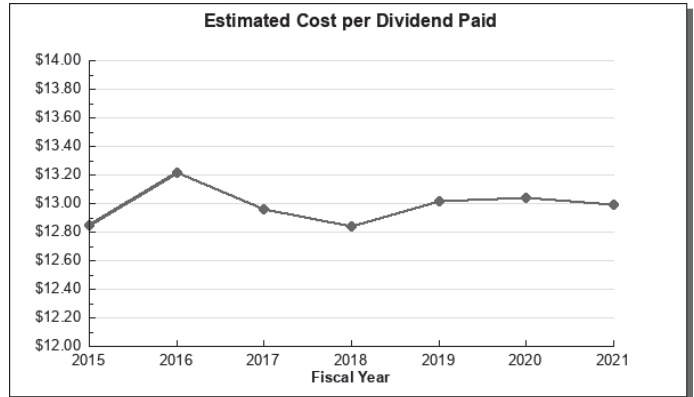
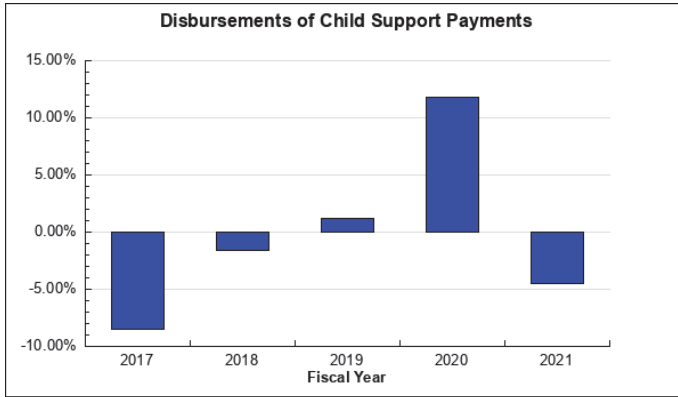
**Measures by Core Service**

(Additional performance information is available on the web at <https://omb.alaska.gov/results>.)

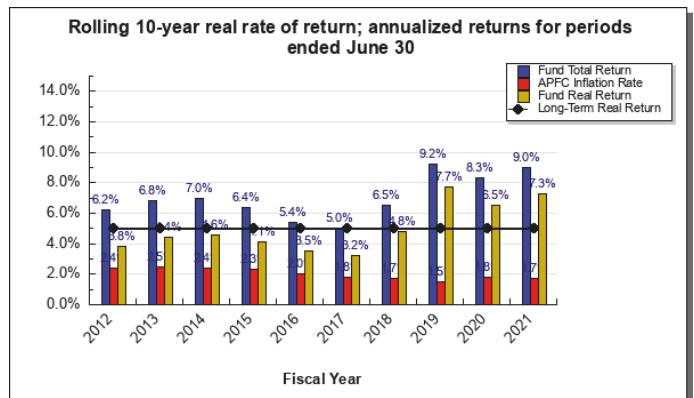
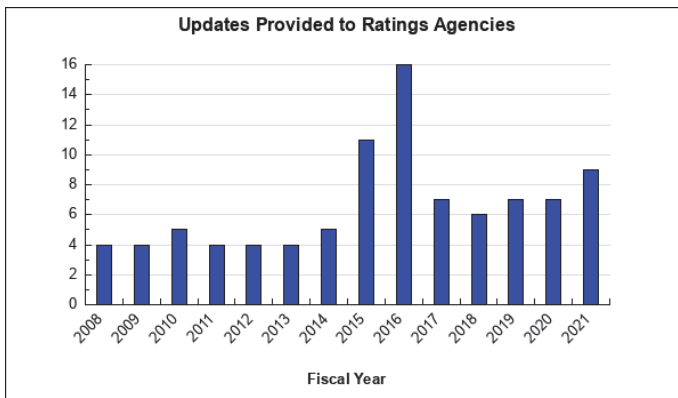
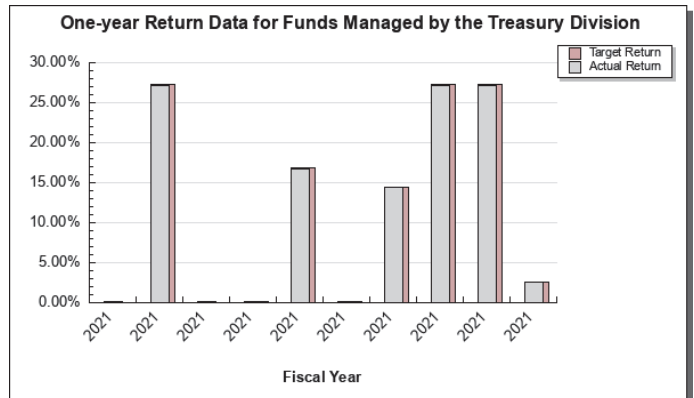
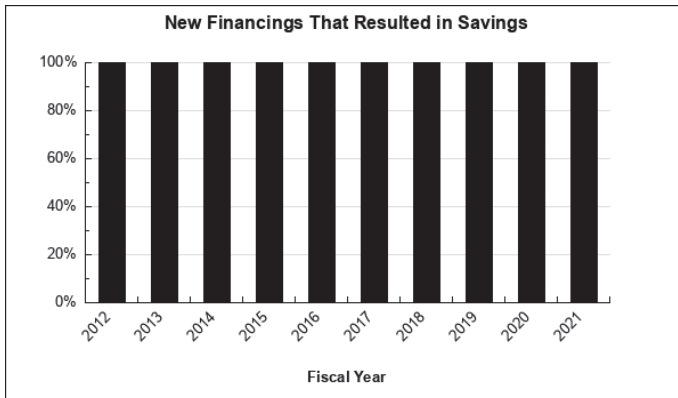
**1. Funds Collection**



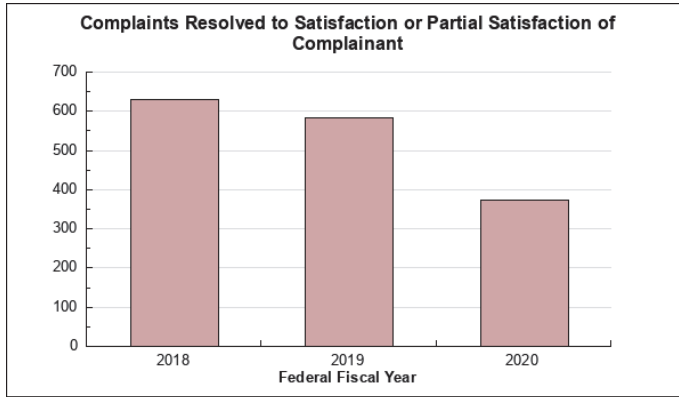
## 2. Funds Distribution



## 3. Funds Investment



## 4. Safety for Alaskans



## Major Department Accomplishments in 2021

### Funds Collection

- Tax Division supported 27 tax types with over 20,000 taxpayers and over 30,000 tax returns while successfully implemented safe procedures to allow for regular cash collections, primarily for marijuana taxpayers, during the pandemic while public offices remained partially closed.
- Total Child Support collections in FY2021 were approximately \$112 million, of which \$8 million was recovery of Temporary Assistance for Needy Families funds, netting over \$104 million disbursed to families.

### Funds Distribution

- The Permanent Fund Dividend Division successfully paid a late PFD on October 14<sup>th</sup> as a result of late passage of budget legislation and has been implementing additional audit controls to ensure that only eligible Alaskans receive PFDs.
- The Permanent Fund Dividend Division successfully operated the second PFD raffle which awarded \$491,650 for education grants, \$245,825 for education endowment funding and \$245,825 to the raffle fund, of which \$64,868.84 was paid out to four prize winners. Interest remains strong with \$852 thousand in donations through October Prizes are estimated at over \$85,000 for the next drawing.
- Online PFD web application filing continues to increase with a 91% average in online usage. The paper applications were at 9%, down from last year's total of 16% paper applications. This allows the division to work more efficiently in eligibility determinations, using less resources for data entry.
- Unclaimed Property during the past five years has returned approximately \$30.2 million dollars to current or former Alaska owners and businesses. In FY2021, 1,012 properties (~20%) were expedited which reduced the amount of manual claims processing and reduced the claims backlog.
- The Alaska Mental Health Trust Authority provided approximately \$21,180,800 in funding that supported 194 grants.

### Funds Investment

- The Public Employee Retirement System (PERS) and Teacher Retirement System (TRS) defined

benefit retirement plan's return was 27.62% compared to the benchmark of 24.95% for an excess performance of 2.67%. State general fund savings in the form of the on-behalf payment will be in excess of \$115.0 million with additional savings accruing to the retirement rates paid by each agency.

- The Permanent Fund has added \$5.7 billion in value above and beyond the passive benchmark return over the past 5 years.
- The Debt Management Section engaged in several very successful refinancing offerings. First, nearly \$20 million was generated for the State's General Fund in the form of Tobacco Bond Refinancing. Second, an international airport system issuance was completed that is projected to generate \$24.9 million in net present value savings, improving the system's competitiveness and the cost of landing fees being charged.
- Alaska Housing Finance Corporation purchased nearly 1,996 residential loans (1-4 units) with a total value of \$555 million.
- Alaska Housing Finance Corporation was able to stand up mortgage and rental relief programs through the Federal Government totaling \$164.5 million.

### **Safety for Alaskans**

- The Long Term Care Ombudsman's (LTCO) Office conducted 403 in-person facility visits to monitor the safety and well-being of seniors in assisted living and nursing homes statewide.
- The LTCO provided consultation to 469 providers of long-term care services.

### **Key Department Challenges**

#### **General**

- The Department of Revenue is continuing to stand up its new risk management program. As cybersecurity events become more common nationwide and as hackers become more sophisticated, it remains the Department's goal to prevent these events before they happen and ensure Alaskan's data as well as the financial assets of the State have the proper safeguards.
- The Department of Revenue is undertaking a major initiative to establish Key performance Indicators (KPIs) at the Department, Division, and individual employee level. This process is a major undertaking but at the end it will culminate in the establishment of SMART goals for each employee to ensure that the entire department is productive in a telework environment and aligned with the department's strategic vision.
- It is anticipated that the balance of the Constitutional Budget Reserve (CBR) fund will be less just over \$1.0 billion by the end of FY2022. Given that this has been the main account used for cash-flow management in recent years, the Department is evaluating other sources of short-borrowing to meet appropriations given the mismatch between the rate of revenue collections and the rate of spending.

#### **Funds Collection**

- Accurately evaluating current and potential revenue sources and improving the quality of the financial data collected to support revenue forecasts with the goal of developing a stable fiscal policy for the state.
- Estimating oil and gas revenues in light of the highly volatile oil and gas market coupled with uncertainties in the U.S. and global economies.
- Some designated tax types, such as the Commercial Passenger Excise tax, have been severely impacted by the COVID-19 pandemic. As such it will be challenging to maintain support to programs and communities that rely on those revenue sources in light of similarly declining unrestricted general fund collections.

### Funds Distribution

- Meeting stringent federal requirements for data reliability to achieve the highest possible Child Support federal incentive payments and avoid possible penalties to the Department of Revenue and the Department of Health and Social Services, Division of Public Assistance.
- Ensuring that distribution of Child Support, PFDs, and other funds continues efficiently in a telework environment.

### Funds Investment

- Managing over \$50 billion assets for the State, including the General Fund and Other Non-segregated Investments (GeFONSI), the Constitutional Budget Reserve Fund, and pension funds is more challenging in an environment of increased market volatility, after several years of relatively placid markets, as market participants increasingly react to the U.S. economy including the rising risks of recession and concern that an uncertain economic event may occur.
- Managing investment risk during times of market volatility.
- Maintaining corporate best practices and necessary due diligence for a growing fund and asset allocation.
- Continuing to develop partnering initiatives to leverage funds from private corporations, foundations, and other funding sources for Mental Health Trust beneficiary related programs.

### Significant Changes in Results to be Delivered in FY2023

- The Department intends to implement a department risk management program, reporting to the Commissioner's Office. There has been a noticeable uptick in ransomware attacks as well as other cyber security risks. Given the value of the funds in the Department's custody, this risk mitigation effort will be necessary to identify vulnerabilities and ensure the integrity of a variety of systems.
- Oil and gas production audits are planned to closed-out through the 2018 tax year. These would be completed within four years of the tax return deadline. We plan to have the 2019 and 2020 audits completed by the end of FY2024, which would put the audits on a three-year cycle, which has been our goal for the past few years.
- Continue to review and update regulations where they are outdated, unclear, or unnecessary.
- It was identified that the Department of Health and Social Services Tobacco investigator and the Revenue investigators were performing inspections on the same set of retailers. That function has been transferred to the Department of Health and Social Services to allow Revenue investigators to focus on high-value work.
- Child Support's case management system has moved off mainframe, resulting in savings which can be reinvested in becoming more efficient and eliminating manual processes.
- Child Support's case management system will be moved off mainframe and subsequent modernization of manual processes will be seen.
- The department continues to adapt to COVID-19 challenges and has been offering drop-box and "appointment-only" services to support the health of the Alaskans that we serve.

---

---

**Contact Information**

**Contact Information**

**Commissioner:** Lucinda Mahoney

**Phone:** (907) 269-0081

**E-mail:** lucinda.mahoney@alaska.gov

**Administrative  
Services Director:** Eric DeMoulin

**Phone:** (907) 465-1009

**E-mail:** eric.demoulin@alaska.gov



**FY2023 Capital Budget Request**

<b>Project Title</b>	<b>Unrestricted Gen (UGF)</b>	<b>Designated Gen (DGF)</b>	<b>Other Funds</b>	<b>Federal Funds</b>	<b>Total Funds</b>
AHFC Competitive Grants for Public Housing	350,000	0	0	1,000,000	1,350,000
AHFC Energy Efficiency Research	500,000	0	0	0	500,000
AHFC Energy Programs Weatherization	1,800,000	0	0	3,000,000	4,800,000
AHFC Federal and Other Competitive Grants	1,500,000	0	0	6,000,000	7,500,000
AHFC Housing and Urban Development Capital Fund Program	0	0	0	3,200,000	3,200,000
AHFC Housing and Urban Development Federal HOME Grant	750,000	0	0	4,000,000	4,750,000
AHFC Rental Assistance for Persons Displaced Due to Domestic Violence - Empowering Choice Housing Program (ECHP)	1,500,000	0	0	0	1,500,000
AHFC Supplemental Housing Development Program	2,750,000	0	0	0	2,750,000
AHFC Teacher, Health, and Public Safety Professionals Housing	1,750,000	0	500,000	0	2,250,000
AHFC Senior Citizens Housing Development Program	1,500,000	0	0	0	1,500,000
MH: AHFC Beneficiary and Special Needs Housing	3,250,000	0	200,000	0	3,450,000
MH: AHFC Homeless Assistance Program	7,150,000	0	950,000	0	8,100,000
<b>Department Total</b>	<b>22,800,000</b>	<b>0</b>	<b>1,650,000</b>	<b>17,200,000</b>	<b>41,650,000</b>

*This is an appropriation level summary only. For allocations and the full project details see the capital budget.*

### Summary of Department Budget Changes by RDU

From FY2022 Management Plan to FY2023 Governor

*All dollars shown in thousands*

	<u>Unrestricted Gen (UGF)</u>	<u>Designated Gen (DGF)</u>	<u>Other Funds</u>	<u>Federal Funds</u>	<u>Total Funds</u>
<b>FY2022 Management Plan</b>	<b>27,685.2</b>	<b>3,395.3</b>	<b>418,323.6</b>	<b>371,830.7</b>	<b>821,234.8</b>
<b>One-time items:</b>					
-Taxation and Treasury	-639.8	0.0	0.0	0.0	-639.8
-Mental Health Trust Authority	0.0	0.0	-4,340.4	0.0	-4,340.4
-Alaska Housing Finance Corp	0.0	0.0	-96,370.0	-291,568.1	-387,938.1
<b>Adjustments which continue current level of service:</b>					
-Taxation and Treasury	177.3	-227.3	-774.8	0.0	-824.8
-Child Support Services	-167.9	0.0	0.0	-326.1	-494.0
-Administration and Support	-50.2	0.0	-24.4	-13.2	-87.8
-Mental Health Trust Authority	-9.2	0.0	4,344.2	0.0	4,335.0
-AK Municipal Bond Bank Auth	0.0	0.0	-7.2	0.0	-7.2
-Alaska Housing Finance Corp	0.0	0.0	353.8	-9.6	344.2
-AK Permanent Fund Corporation	0.0	0.0	-397.4	0.0	-397.4
-Agency Unallocated	-201.5	6.5	205.4	-509.4	-499.0
<b>Proposed budget increases:</b>					
-Taxation and Treasury	324.1	0.0	3,608.1	0.0	3,932.2
-Alaska Housing Finance Corp	0.0	0.0	0.0	3,200.0	3,200.0
-AK Permanent Fund Corporation	0.0	0.0	5,624.3	0.0	5,624.3
<b>Proposed budget decreases:</b>					
-Administration and Support	0.0	0.0	-7.5	-14.5	-22.0
-Alaska Housing Finance Corp	0.0	0.0	-1,303.8	-630.3	-1,934.1
<b>FY2023 Governor</b>	<b>27,118.0</b>	<b>3,174.5</b>	<b>329,233.9</b>	<b>81,959.5</b>	<b>441,485.9</b>

**Department Totals**  
**Department of Revenue**

<b>Description</b>	<b>FY2021 Actuals</b>	<b>FY2022 Conference Committee</b>	<b>FY2022 Authorized</b>	<b>FY2022 Management Plan</b>	<b>FY2023 Governor</b>	<b>FY2022 Management Plan vs FY2023 Governor</b>	
Department Totals	420,471.3	598,455.8	821,234.8	821,234.8	441,485.9	-379,748.9	-46.2%
<b>Objects of Expenditure:</b>							
71000 Personal Services	95,784.1	112,358.1	112,147.1	112,653.4	113,922.1	1,268.7	1.1%
72000 Travel	268.7	1,824.2	1,824.2	1,832.9	1,832.9	0.0	
73000 Services	226,983.6	279,015.7	279,005.7	279,262.3	282,710.0	3,447.7	1.2%
74000 Commodities	2,376.4	3,563.6	3,563.6	4,689.4	4,518.2	-171.2	-3.7%
75000 Capital Outlay	608.5	902.9	902.9	728.9	802.9	74.0	10.2%
77000 Grants, Benefits	94,450.0	200,791.3	423,791.3	422,067.9	37,699.8	-384,368.1	-91.1%
78000 Miscellaneous	0.0	0.0	0.0	0.0	0.0	0.0	0.0%
<b>Funding Source:</b>							
1002 Fed Rcpts (Fed)	131,450.4	77,666.8	77,666.8	77,666.8	79,389.4	1,722.6	2.2%
1003 G/F Match (UGF)	6,723.2	7,239.8	7,239.8	7,239.8	7,071.9	-167.9	-2.3%
1004 Gen Fund (UGF)	19,663.6	9,514.2	9,933.0	9,933.0	9,542.9	-390.1	-3.9%
1005 GF/Prgm (DGF)	1,678.0	2,049.1	2,049.1	2,049.1	2,022.7	-26.4	-1.3%
1007 I/A Rcpts (Other)	9,954.2	10,900.5	10,900.5	10,900.5	10,917.1	16.6	0.2%
1016 Fed Incent (Fed)	1,560.0	1,796.1	1,796.1	1,796.1	1,796.1	0.0	0.0%
1017 Ben Sys (Other)	14,998.7	22,110.2	22,110.2	22,110.2	22,111.3	1.1	0.0%
1027 Int Airprt (Other)	38.6	136.6	136.6	136.6	195.5	58.9	43.1%
1029 P/E Retire (Other)	11,474.1	15,544.9	15,544.9	15,544.9	15,547.4	2.5	0.0%
1034 Teach Ret (Other)	6,531.0	7,229.8	7,229.8	7,229.8	7,230.9	1.1	0.0%
1037 GF/MH (UGF)	485.3	512.4	512.4	512.4	503.2	-9.2	-1.8%
1042 Jud Retire (Other)	226.0	328.8	328.8	328.8	328.9	0.1	0.0%
1045 Nat Guard (Other)	46.5	238.7	238.7	238.7	238.7	0.0	0.0%
1050 PFD Fund (Other)	7,828.6	8,121.8	8,121.8	8,121.8	10,068.4	1,946.6	24.0%
1061 CIP Rcpts (Other)	1,423.6	2,735.8	2,735.8	2,735.8	2,625.8	-110.0	-4.0%
1066 Pub School (Other)	182.0	639.8	0.0	0.0	844.8	844.8	100.0%
1092 MHTAAR (Other)	0.0	370.0	370.0	370.0	370.0	0.0	0.0%
1094 MHT Admin (Other)	3,752.1	4,340.4	4,340.4	4,340.4	4,363.1	22.7	0.5%
1103 AHFC Rcpts (Other)	32,625.0	36,569.9	36,569.9	36,569.9	35,368.3	-1,201.6	-3.3%
1104 MBB Rcpts (Other)	501.6	916.5	916.5	916.5	910.5	-6.0	-0.7%
1105 PFund Rcpt (Other)	167,830.9	212,674.7	212,674.7	212,674.7	217,992.8	5,318.1	2.5%
1108 Stat Desig (Other)	0.0	105.0	96,105.0	96,105.0	120.4	-95,984.6	-99.9%
1133 CSSD Reimb (Fed)	768.3	799.7	799.7	799.7	774.0	-25.7	-3.2%
1169 PCE Endow (DGF)	278.6	1,029.8	1,029.8	1,029.8	1,151.8	122.0	11.8%
1180 Alcohol Fd (DGF)	451.0	0.0	0.0	0.0	0.0	0.0	0.0%
1226 High Ed (DGF)	0.0	316.4	316.4	316.4	0.0	-316.4	-100.0%
1265 COVID Fed (Fed)	0.0	164,568.1	291,568.1	291,568.1	0.0	-291,568.1	-100.0%
1271 ARPA Rev R (UGF)	0.0	10,000.0	10,000.0	10,000.0	10,000.0	0.0	0.0%

**Department Totals**  
**Department of Revenue**

Description	FY2021 Actuals	FY2022 Conference Committee	FY2022 Authorized	FY2022 Management Plan	FY2023 Governor	FY2022 Management Plan vs FY2023 Governor	
<b>Totals:</b>							
Unrestricted Gen (UGF)	26,872.1	27,266.4	27,685.2	27,685.2	27,118.0	-567.2	-2.0%
Designated Gen (DGF)	2,407.6	3,395.3	3,395.3	3,395.3	3,174.5	-220.8	-6.5%
Other Funds	257,412.9	322,963.4	418,323.6	418,323.6	329,233.9	-89,089.7	-21.3%
Federal Funds	133,778.7	244,830.7	371,830.7	371,830.7	81,959.5	-289,871.2	-78.0%
<b>Positions:</b>							
Permanent Full Time	823	819	817	819	826	7	0.9%
Permanent Part Time	24	24	24	24	26	2	8.3%
Non Permanent	17	17	17	17	18	1	5.9%

**Component Summary Unrestricted General Funds Only**  
**Department of Revenue**

<b>Results Delivery Unit/ Component</b>	<b>FY2021 Actuals</b>	<b>FY2022 Conference Committee</b>	<b>FY2022 Authorized</b>	<b>FY2022 Management Plan</b>	<b>FY2023 Governor</b>	<b>FY2022 Management Plan vs FY2023 Governor</b>	
<b>Taxation and Treasury</b>							
Tax Division	15,928.2	16,623.3	16,402.3	16,402.3	16,038.7	-363.6	-2.2%
Treasury Division	2,666.8	1,133.7	1,773.5	1,773.5	2,018.3	244.8	13.8%
Permanent Fund Dividend Division	15.0	19.6	19.6	19.6	0.0	-19.6	-100.0%
<b>RDU Totals:</b>	<b>18,610.0</b>	<b>17,776.6</b>	<b>18,195.4</b>	<b>18,195.4</b>	<b>18,057.0</b>	<b>-138.4</b>	<b>-0.8%</b>
<b>Child Support Services</b>							
Child Support Services	6,984.9	7,725.1	7,725.1	7,725.1	7,557.2	-167.9	-2.2%
<b>RDU Totals:</b>	<b>6,984.9</b>	<b>7,725.1</b>	<b>7,725.1</b>	<b>7,725.1</b>	<b>7,557.2</b>	<b>-167.9</b>	<b>-2.2%</b>
<b>Administration and Support</b>							
Commissioner's Office	257.5	644.4	644.4	644.4	627.6	-16.8	-2.6%
Administrative Services	534.4	544.0	544.0	594.5	561.1	-33.4	-5.6%
Criminal Investigations Unit	0.0	50.5	50.5	0.0	0.0	0.0	0.0%
<b>RDU Totals:</b>	<b>791.9</b>	<b>1,238.9</b>	<b>1,238.9</b>	<b>1,238.9</b>	<b>1,188.7</b>	<b>-50.2</b>	<b>-4.1%</b>
<b>Alaska Mental Health Trust Authority</b>							
Long Term Care Ombudsman Office	485.3	525.8	525.8	525.8	516.6	-9.2	-1.7%
<b>RDU Totals:</b>	<b>485.3</b>	<b>525.8</b>	<b>525.8</b>	<b>525.8</b>	<b>516.6</b>	<b>-9.2</b>	<b>-1.7%</b>
<b>Agency Unallocated</b>							
Unallocated Rates Adjustment	0.0	0.0	0.0	0.0	-201.5	-201.5	-100.0%
<b>RDU Totals:</b>	<b>0.0</b>	<b>0.0</b>	<b>0.0</b>	<b>0.0</b>	<b>-201.5</b>	<b>-201.5</b>	<b>-100.0%</b>
<b>Unrestricted Gen (UGF):</b>	<b>26,872.1</b>	<b>27,266.4</b>	<b>27,685.2</b>	<b>27,685.2</b>	<b>27,118.0</b>	<b>-567.2</b>	<b>-2.0%</b>
<b>Designated Gen (DGF):</b>	<b>0.0</b>	<b>0.0</b>	<b>0.0</b>	<b>0.0</b>	<b>0.0</b>	<b>0.0</b>	<b>0.0%</b>
<b>Other Funds:</b>	<b>0.0</b>	<b>0.0</b>	<b>0.0</b>	<b>0.0</b>	<b>0.0</b>	<b>0.0</b>	<b>0.0%</b>
<b>Federal Funds:</b>	<b>0.0</b>	<b>0.0</b>	<b>0.0</b>	<b>0.0</b>	<b>0.0</b>	<b>0.0</b>	<b>0.0%</b>
<b>Total Funds:</b>	<b>26,872.1</b>	<b>27,266.4</b>	<b>27,685.2</b>	<b>27,685.2</b>	<b>27,118.0</b>	<b>-567.2</b>	<b>-2.0%</b>

**Component Summary All Funds**  
**Department of Revenue**

<b>Results Delivery Unit/ Component</b>	<b>FY2021 Actuals</b>	<b>FY2022 Conference Committee</b>	<b>FY2022 Authorized</b>	<b>FY2022 Management Plan</b>	<b>FY2023 Governor</b>	<b>FY2022 Management Plan vs FY2023 Governor</b>	
<b>Taxation and Treasury</b>							
Tax Division	17,184.6	17,730.6	17,509.6	17,509.6	17,122.6	-387.0	-2.2%
Treasury Division	8,500.7	10,324.0	10,324.0	10,324.0	11,289.1	965.1	9.3%
Unclaimed Property	462.4	714.3	714.3	714.3	704.1	-10.2	-1.4%
AK Retirement Management Board	6,048.2	10,282.0	10,282.0	10,282.0	10,282.0	0.0	0.0%
ARM Custody and Mgt Fees	27,067.8	35,000.0	35,000.0	35,000.0	35,000.0	0.0	0.0%
Permanent Fund Dividend Division	8,323.5	8,538.5	8,538.5	8,538.5	10,438.2	1,899.7	22.2%
<b>RDU Totals:</b>	<b>67,587.2</b>	<b>82,589.4</b>	<b>82,368.4</b>	<b>82,368.4</b>	<b>84,836.0</b>	<b>2,467.6</b>	<b>3.0%</b>
<b>Child Support Services</b>							
Child Support Services	22,086.6	25,334.5	25,334.5	25,334.5	24,840.5	-494.0	-1.9%
<b>RDU Totals:</b>	<b>22,086.6</b>	<b>25,334.5</b>	<b>25,334.5</b>	<b>25,334.5</b>	<b>24,840.5</b>	<b>-494.0</b>	<b>-1.9%</b>
<b>Administration and Support</b>							
Commissioner's Office	1,381.6	1,149.5	1,149.5	1,149.5	1,105.0	-44.5	-3.9%
Administrative Services	1,949.0	2,478.3	2,478.3	2,478.3	2,441.6	-36.7	-1.5%
Criminal Investigations Unit	1,036.3	1,151.9	1,151.9	1,151.9	1,123.3	-28.6	-2.5%
<b>RDU Totals:</b>	<b>4,366.9</b>	<b>4,779.7</b>	<b>4,779.7</b>	<b>4,779.7</b>	<b>4,669.9</b>	<b>-109.8</b>	<b>-2.3%</b>
<b>Alaska Mental Health Trust Authority</b>							
Mental Health Trust Operations	4,203.1	4,370.4	4,370.4	4,370.4	4,379.6	9.2	0.2%
Long Term Care Ombudsman Office	835.4	940.6	940.6	940.6	926.0	-14.6	-1.6%
<b>RDU Totals:</b>	<b>5,038.5</b>	<b>5,311.0</b>	<b>5,311.0</b>	<b>5,311.0</b>	<b>5,305.6</b>	<b>-5.4</b>	<b>-0.1%</b>
<b>Alaska Municipal Bond Bank Authority</b>							
AMBBA Operations	501.6	1,021.5	1,021.5	1,021.5	1,014.3	-7.2	-0.7%
<b>RDU Totals:</b>	<b>501.6</b>	<b>1,021.5</b>	<b>1,021.5</b>	<b>1,021.5</b>	<b>1,014.3</b>	<b>-7.2</b>	<b>-0.7%</b>
<b>Alaska Housing Finance Corporation</b>							
AHFC Operations	152,783.9	266,351.8	489,351.8	489,351.8	103,037.6	-386,314.2	-78.9%
AK Corp for Affordable Housing	374.4	492.8	492.8	492.8	479.0	-13.8	-2.8%
<b>RDU Totals:</b>	<b>153,158.3</b>	<b>266,844.6</b>	<b>489,844.6</b>	<b>489,844.6</b>	<b>103,516.6</b>	<b>-386,328.0</b>	<b>-78.9%</b>
<b>Alaska Permanent Fund Corporation</b>							
APFC Operations	14,367.0	19,536.0	19,536.0	19,536.0	21,934.0	2,398.0	12.3%
APFC Investment Management Fees	153,365.2	193,039.1	193,039.1	193,039.1	195,868.0	2,828.9	1.5%
<b>RDU Totals:</b>	<b>167,732.2</b>	<b>212,575.1</b>	<b>212,575.1</b>	<b>212,575.1</b>	<b>217,802.0</b>	<b>5,226.9</b>	<b>2.5%</b>
<b>Agency Unallocated</b>							
Unallocated Rates Adjustment	0.0	0.0	0.0	0.0	-499.0	-499.0	-100.0%
<b>RDU Totals:</b>	<b>0.0</b>	<b>0.0</b>	<b>0.0</b>	<b>0.0</b>	<b>-499.0</b>	<b>-499.0</b>	<b>-100.0%</b>
<b>Unrestricted Gen (UGF):</b>	<b>26,872.1</b>	<b>27,266.4</b>	<b>27,685.2</b>	<b>27,685.2</b>	<b>27,118.0</b>	<b>-567.2</b>	<b>-2.0%</b>
<b>Designated Gen (DGF):</b>	<b>2,407.6</b>	<b>3,395.3</b>	<b>3,395.3</b>	<b>3,395.3</b>	<b>3,174.5</b>	<b>-220.8</b>	<b>-6.5%</b>
<b>Other Funds:</b>	<b>257,412.9</b>	<b>322,963.4</b>	<b>418,323.6</b>	<b>418,323.6</b>	<b>329,233.9</b>	<b>-89,089.7</b>	<b>-21.3%</b>
<b>Federal Funds:</b>	<b>133,778.7</b>	<b>244,830.7</b>	<b>371,830.7</b>	<b>371,830.7</b>	<b>81,959.5</b>	<b>-289,871.2</b>	<b>-78.0%</b>
<b>Total Funds:</b>	<b>420,471.3</b>	<b>598,455.8</b>	<b>821,234.8</b>	<b>821,234.8</b>	<b>441,485.9</b>	<b>-379,748.9</b>	<b>-46.2%</b>
<b>Permanent Full Time:</b>	<b>823</b>	<b>819</b>	<b>817</b>	<b>819</b>	<b>826</b>	<b>7</b>	<b>0.9%</b>
<b>Permanent Part Time:</b>	<b>24</b>	<b>24</b>	<b>24</b>	<b>24</b>	<b>26</b>	<b>2</b>	<b>8.3%</b>
<b>Non Permanent:</b>	<b>17</b>	<b>17</b>	<b>17</b>	<b>17</b>	<b>18</b>	<b>1</b>	<b>5.9%</b>
<b>Total Positions:</b>	<b>864</b>	<b>860</b>	<b>858</b>	<b>860</b>	<b>870</b>	<b>10</b>	<b>1.2%</b>

**Component Summary All Funds**  
**Department of Revenue**

**Results Delivery Unit/  
Component**

**FY2021 Actuals**

**FY2022 Conference  
Committee**

**FY2022 Authorized**

**FY2022 Management  
Plan**

**FY2023 Governor**

**FY2022 Management Plan vs  
FY2023 Governor**

---

**Inter-Agency Revenue Summary**  
**Department of Revenue**  
**Revenue Type Inter-Agency Receipts Only**

Scenario: FY2023 Governor (18673)

IRIS Revenue Type	IRIS Revenue Source Code	Component	Total
<b>Department of Revenue Totals:</b>			<b>10,976.6</b>
5007 I/A Rcpts	5301 Inter-Agency Receipts	Commerce - Department-wide	2.7
5007 I/A Rcpts	5301 Inter-Agency Receipts	Health - Department-wide	1,206.7
5007 I/A Rcpts	5301 Inter-Agency Receipts	NatRes - Department-wide	30.0
5007 I/A Rcpts	5301 Inter-Agency Receipts	Rev - AHFC Operations (110)	37.9
5007 I/A Rcpts	5301 Inter-Agency Receipts	Rev - AK Retirement Management Board (2813)	7,094.1
5007 I/A Rcpts	5301 Inter-Agency Receipts	Rev - AMBBA Operations (108)	11.8
5007 I/A Rcpts	5301 Inter-Agency Receipts	Rev - APFC Operations (109)	37.9
5007 I/A Rcpts	5301 Inter-Agency Receipts	Rev - Criminal Investigations Unit (2993)	38.4
5007 I/A Rcpts	5301 Inter-Agency Receipts	Rev - Long Term Care Ombudsman Office (2749)	23.4
5007 I/A Rcpts	5301 Inter-Agency Receipts	Rev - Mental Health Trust Operations (1423)	84.5
5007 I/A Rcpts	5301 Inter-Agency Receipts	Rev - Permanent Fund Dividend Division (981)	667.5
5007 I/A Rcpts	5301 Inter-Agency Receipts	Rev - Tax Division (2476)	1,238.6
5007 I/A Rcpts	5301 Inter-Agency Receipts	Rev - Treasury Division (121)	258.5
5007 I/A Rcpts	5301 Inter-Agency Receipts	Rev - Unclaimed Property (2938)	128.0
5007 I/A Rcpts	5301 Inter-Agency Receipts	Univ - Department-wide	20.0
5061 CIP Rcpts	5351 Capital Improvement Project Inter-Agency	Trans - Department-wide	96.6
<b>RDU: Taxation and Treasury (510)</b>			<b>7,030.7</b>
5007 I/A Rcpts	5301 Inter-Agency Receipts	Rev - AK Retirement Management Board (2813)	6,914.1
5007 I/A Rcpts	5301 Inter-Agency Receipts	Univ - Department-wide	20.0
5061 CIP Rcpts	5351 Capital Improvement Project Inter-Agency	Trans - Department-wide	96.6
<b>Component: Tax Division (2476)</b>			<b>96.6</b>
5061 CIP Rcpts	5351 Capital Improvement Project Inter-Agency	Trans - Department-wide	96.6
<b>Component: Treasury Division (121)</b>			<b>6,914.1</b>
5007 I/A Rcpts	5301 Inter-Agency Receipts	Rev - AK Retirement Management Board (2813)	6,914.1
<b>Component: Permanent Fund Dividend Division (981)</b>			<b>20.0</b>
5007 I/A Rcpts	5301 Inter-Agency Receipts	Univ - Department-wide	20.0
<b>RDU: Administration and Support (50)</b>			<b>2,709.2</b>
5007 I/A Rcpts	5301 Inter-Agency Receipts	Commerce - Department-wide	2.7
5007 I/A Rcpts	5301 Inter-Agency Receipts	Rev - AHFC Operations (110)	37.9
5007 I/A Rcpts	5301 Inter-Agency Receipts	Rev - AK Retirement Management Board (2813)	180.0
5007 I/A Rcpts	5301 Inter-Agency Receipts	Rev - AMBBA Operations (108)	11.8
5007 I/A Rcpts	5301 Inter-Agency Receipts	Rev - APFC Operations (109)	37.9
5007 I/A Rcpts	5301 Inter-Agency Receipts	Rev - Criminal Investigations Unit (2993)	38.4
5007 I/A Rcpts	5301 Inter-Agency Receipts	Rev - Long Term Care Ombudsman Office (2749)	23.4
5007 I/A Rcpts	5301 Inter-Agency Receipts	Rev - Mental Health Trust Operations (1423)	84.5
5007 I/A Rcpts	5301 Inter-Agency Receipts	Rev - Permanent Fund Dividend Division (981)	667.5
5007 I/A Rcpts	5301 Inter-Agency Receipts	Rev - Tax Division (2476)	1,238.6
5007 I/A Rcpts	5301 Inter-Agency Receipts	Rev - Treasury Division (121)	258.5
5007 I/A Rcpts	5301 Inter-Agency Receipts	Rev - Unclaimed Property (2938)	128.0
<b>Component: Commissioner's Office (123)</b>			<b>166.4</b>
5007 I/A Rcpts	5301 Inter-Agency Receipts	Commerce - Department-wide	2.7
5007 I/A Rcpts	5301 Inter-Agency Receipts	Rev - AHFC Operations (110)	2.9
5007 I/A Rcpts	5301 Inter-Agency Receipts	Rev - AMBBA Operations (108)	0.7
5007 I/A Rcpts	5301 Inter-Agency Receipts	Rev - APFC Operations (109)	2.9
5007 I/A Rcpts	5301 Inter-Agency Receipts	Rev - Criminal Investigations Unit (2993)	4.9
5007 I/A Rcpts	5301 Inter-Agency Receipts	Rev - Long Term Care Ombudsman Office (2749)	3.4
5007 I/A Rcpts	5301 Inter-Agency Receipts	Rev - Mental Health Trust Operations (1423)	11.5
5007 I/A Rcpts	5301 Inter-Agency Receipts	Rev - Permanent Fund Dividend Division (981)	46.9
5007 I/A Rcpts	5301 Inter-Agency Receipts	Rev - Tax Division (2476)	71.1
5007 I/A Rcpts	5301 Inter-Agency Receipts	Rev - Treasury Division (121)	17.5
5007 I/A Rcpts	5301 Inter-Agency Receipts	Rev - Unclaimed Property (2938)	1.9
<b>Component: Administrative Services (125)</b>			<b>1,419.5</b>
5007 I/A Rcpts	5301 Inter-Agency Receipts	Rev - AHFC Operations (110)	35.0
5007 I/A Rcpts	5301 Inter-Agency Receipts	Rev - AK Retirement Management Board (2813)	180.0
5007 I/A Rcpts	5301 Inter-Agency Receipts	Rev - AMBBA Operations (108)	11.1
5007 I/A Rcpts	5301 Inter-Agency Receipts	Rev - APFC Operations (109)	35.0
5007 I/A Rcpts	5301 Inter-Agency Receipts	Rev - Criminal Investigations Unit (2993)	33.5



**Inter-Agency Revenue Summary**  
**Department of Revenue**  
**Revenue Type Inter-Agency Receipts Only**

Scenario: FY2023 Governor (18673)

IRIS Revenue Type	IRIS Revenue Source Code	Component	Total
5007 I/A Rcpts	5301 Inter-Agency Receipts	Rev - Long Term Care Ombudsman Office (2749)	20.0
5007 I/A Rcpts	5301 Inter-Agency Receipts	Rev - Mental Health Trust Operations (1423)	73.0
5007 I/A Rcpts	5301 Inter-Agency Receipts	Rev - Permanent Fund Dividend Division (981)	255.8
5007 I/A Rcpts	5301 Inter-Agency Receipts	Rev - Tax Division (2476)	409.0
5007 I/A Rcpts	5301 Inter-Agency Receipts	Rev - Treasury Division (121)	241.0
5007 I/A Rcpts	5301 Inter-Agency Receipts	Rev - Unclaimed Property (2938)	126.1
<b>Component: Criminal Investigations Unit (2993)</b>			<b>1,123.3</b>
5007 I/A Rcpts	5301 Inter-Agency Receipts	Rev - Permanent Fund Dividend Division (981)	364.8
5007 I/A Rcpts	5301 Inter-Agency Receipts	Rev - Tax Division (2476)	758.5
<b>RDU: Alaska Mental Health Trust Authority (47)</b>			<b>439.4</b>
5007 I/A Rcpts	5301 Inter-Agency Receipts	Health - Department-wide	409.4
5007 I/A Rcpts	5301 Inter-Agency Receipts	NatRes - Department-wide	30.0
<b>Component: Mental Health Trust Operations (1423)</b>			<b>30.0</b>
5007 I/A Rcpts	5301 Inter-Agency Receipts	NatRes - Department-wide	30.0
<b>Component: Long Term Care Ombudsman Office (2749)</b>			<b>409.4</b>
5007 I/A Rcpts	5301 Inter-Agency Receipts	Health - Department-wide	409.4
<b>RDU: Alaska Housing Finance Corporation (46)</b>			<b>797.3</b>
5007 I/A Rcpts	5301 Inter-Agency Receipts	Health - Department-wide	797.3
<b>Component: AHFC Operations (110)</b>			<b>797.3</b>
5007 I/A Rcpts	5301 Inter-Agency Receipts	Health - Department-wide	797.3

# **State of Alaska FY2023 Governor's Operating Budget**

## **Department of Revenue Taxation and Treasury Results Delivery Unit Budget Summary**

**Taxation and Treasury Results Delivery Unit**

**Contribution to Department's Mission**

The Taxation and Treasury RDU includes the Tax Division, Treasury, Unclaimed Property, Alaska Retirement Management Board, and the Permanent Fund Dividend Program. Please see individual component narratives for information on each of these agencies.

**Major RDU Accomplishments in 2021**

Please see component narratives.

**Key RDU Challenges**

Please see component narratives.

**Significant Changes in Results to be Delivered in FY2023**

Please see component narratives.

**Contact Information**

**Contact:** Eric DeMoulin, Director, Administrative Services  
**Phone:** (907) 465-1009  
**E-mail:** [eric.demoulin@alaska.gov](mailto:eric.demoulin@alaska.gov)

**Taxation and Treasury  
RDU Financial Summary by Component**

*All dollars shown in thousands*

	FY2021 Actuals				FY2022 Management Plan				FY2023 Governor			
	UGF+DGF Funds	Other Funds	Federal Funds	Total Funds	UGF+DGF Funds	Other Funds	Federal Funds	Total Funds	UGF+DGF Funds	Other Funds	Federal Funds	Total Funds
<b>Formula Expenditures</b> None.												
<b>Non-Formula Expenditures</b>												
Tax Division	16,737.5	447.1	0.0	17,184.6	17,310.0	199.6	0.0	17,509.6	16,926.4	196.2	0.0	17,122.6
Treasury Division	2,945.4	5,555.3	0.0	8,500.7	3,119.7	7,204.3	0.0	10,324.0	3,167.5	8,121.6	0.0	11,289.1
Unclaimed Property	462.4	0.0	0.0	462.4	714.3	0.0	0.0	714.3	704.1	0.0	0.0	704.1
AK Retirement Management Board	0.0	6,048.2	0.0	6,048.2	0.0	10,282.0	0.0	10,282.0	0.0	10,282.0	0.0	10,282.0
ARM Custody and Mgt Fees	0.0	27,067.8	0.0	27,067.8	0.0	35,000.0	0.0	35,000.0	0.0	35,000.0	0.0	35,000.0
Permanent Fund Dividend Division	391.3	7,932.2	0.0	8,323.5	396.7	8,141.8	0.0	8,538.5	377.0	10,061.2	0.0	10,438.2
<b>Totals</b>	<b>20,536.6</b>	<b>47,050.6</b>	<b>0.0</b>	<b>67,587.2</b>	<b>21,540.7</b>	<b>60,827.7</b>	<b>0.0</b>	<b>82,368.4</b>	<b>21,175.0</b>	<b>63,661.0</b>	<b>0.0</b>	<b>84,836.0</b>

**Taxation and Treasury**  
**Summary of RDU Budget Changes by Component**  
**From FY2022 Management Plan to FY2023 Governor**

*All dollars shown in thousands*

	<u>Unrestricted Gen (UGF)</u>	<u>Designated Gen (DGF)</u>	<u>Other Funds</u>	<u>Federal Funds</u>	<u>Total Funds</u>
<b>FY2022 Management Plan</b>	<b>18,195.4</b>	<b>3,345.3</b>	<b>60,827.7</b>	<b>0.0</b>	<b>82,368.4</b>
<b>One-time items:</b>					
-Treasury Division	-639.8	0.0	0.0	0.0	-639.8
<b>Adjustments which continue current level of service:</b>					
-Tax Division	-363.6	-20.0	-3.4	0.0	-387.0
-Treasury Division	560.5	-197.0	-618.8	0.0	-255.3
-Unclaimed Property	0.0	-10.2	0.0	0.0	-10.2
-Permanent Fund Dividend Division	-19.6	-0.1	-152.6	0.0	-172.3
<b>Proposed budget increases:</b>					
-Treasury Division	324.1	0.0	1,536.1	0.0	1,860.2
-Permanent Fund Dividend Division	0.0	0.0	2,072.0	0.0	2,072.0
<b>FY2023 Governor</b>	<b>18,057.0</b>	<b>3,118.0</b>	<b>63,661.0</b>	<b>0.0</b>	<b>84,836.0</b>

# **State of Alaska FY2023 Governor's Operating Budget**

## **Department of Revenue Tax Division Component Budget Summary**

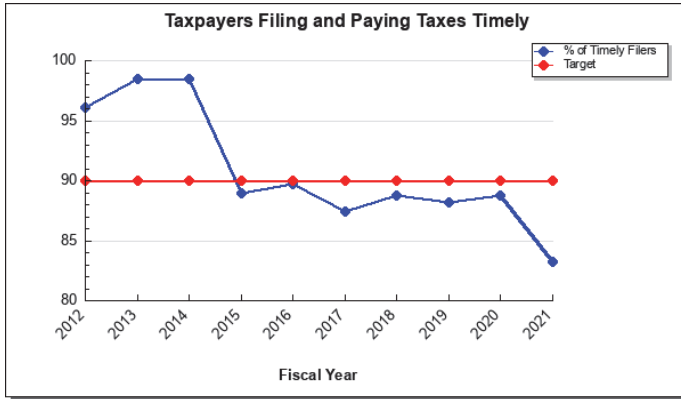
**Component: Tax Division**

**Contribution to Department's Mission**

The mission of the Tax Division is to collect taxes, inform stakeholders, and regulate charitable gaming.

**Results**

(Additional performance information is available on the web at <https://omb.alaska.gov/results>.)



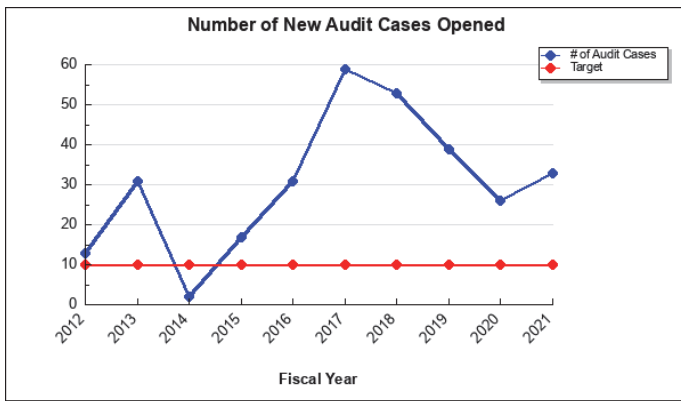
**Core Services**

- Maximize Compliance with Tax Programs
- Facilitate Voluntary Compliance
- Effectively Audit Tax Programs

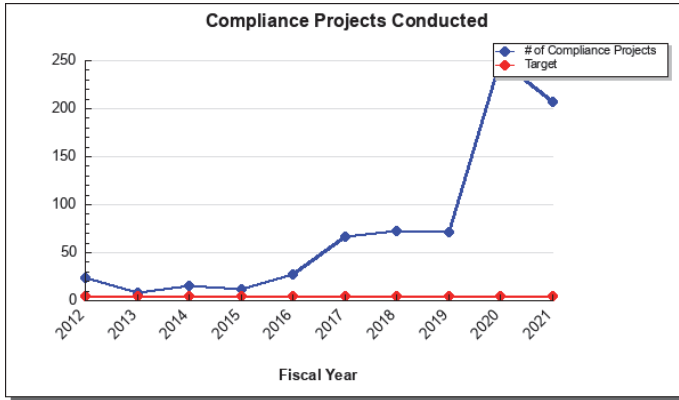
**Measures by Core Service**

(Additional performance information is available on the web at <https://omb.alaska.gov/results>.)

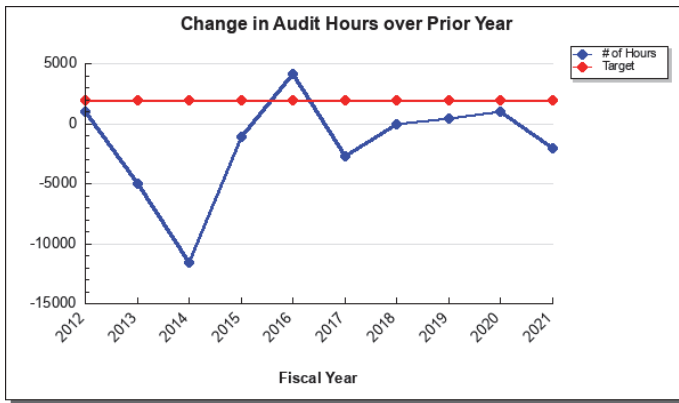
**1. Maximize Compliance with Tax Programs**



**2. Facilitate Voluntary Compliance**



**3. Effectively Audit Tax Programs**



**Major Component Accomplishments in 2021**

- Supported 27 tax types with over 20,000 taxpayers and over 30,000 tax returns.
- Successfully maintained the same high level of customer service while either in full-time or hybrid teleworking environment. Instituted performance metrics to ensure work delivery and attendance during teleworking.
- Emphasis on automating large reports to minimize work and maximize use of our Tax Revenue Management System (TRMS) for consistent and accurate reporting.
- Continued move to paperless audit work which allows more remote work and more efficient processes.

**Key Component Challenges**

- Implementing regulatory changes for the oil and gas production tax change created by SB138 in 2014 to separate oil and gas taxes. The change results in gas being taxed separately at a gross 13% rate.
- Planning and starting the implementation of the TRMS Version 12 upgrade that was recently funded. This will create a lot more options for our taxpayers, including use of mobile devices.
- Continuing emphasis on oil and gas production tax audit timeliness and working towards a three-year cycle. The tax years now under audit are from 2014 forward, so they are all under the same tax regime of SB21.
- Researching and evaluating new tax types and programs with limited resources for legislative sessions.



**Significant Changes in Results to be Delivered in FY2023**

- Oil and gas production audits planned to be completed one to two years prior to the statute deadline.
- Implement regulatory changes to repeal or change regulations in order to clarify areas to help support the Division's audits.
- Prepared to implement new revenue measures if passed by the Legislature.

**Statutory and Regulatory Authority**

AS 04.11*	Alcoholic Beverages – Licensing
AS 05.15	Games of Chance and Contests of Skill
AS 10.25*	Electric and Telephone Cooperative Act
AS 16.10.455	Salmon Hatcheries – Cost Recoveries
AS 16.51	Alaska Seafood Marketing Institute
AS 42.05	Alaska Public Utilities Regulatory Act
AS 42.06	Pipeline Act
AS 43.05	Administration of Revenue Laws
AS 43.10	Enforcement and Collection of Taxes
AS 43.19	Multistate Tax Compact
AS 43.20	Alaska Net Income Tax Act
AS 43.31	Estate Tax Law of Alaska
AS 43.35	Gaming and Gambling on Passenger Vessels
AS 43.40*	Motor Fuel Tax
AS 43.50	Tobacco Taxes and Sales
AS 43.52*	Transportation Taxes
AS 43.55	Oil and Gas Production Tax and Oil Surcharge
AS 43.56	Oil and Gas Exploration, Production, and Pipeline Transportation Property Taxes
AS 43.60	Excise Tax on Alcoholic Beverages
AS 43.61	Excise Tax on Marijuana
AS 43.65	Mining License Tax
AS 43.75*	Fisheries Business License and Taxes
AS 43.76	Fisheries Taxes and Assessments
AS 43.77*	Fishery Resource Landing Tax
AS 43.80	Salmon Price Reports
AS 43.82	Alaska Stranded Gas Development Act
AS 43.90	Alaska Gasline Inducement Act
AS 43.98	Miscellaneous Provisions
26 U.S.C. 38	Internal Revenue Code
15 AAC 05	Administration of Revenue Laws
15 AAC 10	Enforcement
15 AAC 19	Multistate Tax Compact
15 AAC 20	Alaska Net Income Tax
15 AAC 21	Oil and Gas Corporate Income Tax
15 AAC 40	Motor Fuel Tax
15 AAC 50	Cigarette Tax
15 AAC 52	Transportation Taxes
15 AAC 55	Oil and Gas Properties Production Tax
15 AAC 56	Oil and Gas Exploration, Production and Pipeline Transportation Property Tax
15 AAC 60	Excise Tax on Alcoholic Beverages
15 AAC 61	Marijuana Tax
15 AAC 65	Mining License Tax
15 AAC 75	Fisheries Business Tax
15 AAC 76	Salmon Enhancement Tax
15 AAC 77	Fishery Resource Landing Tax
15 AAC 80	Salmon Prices

- 15 AAC 90 Alaska Gasline Inducement Act Provisions
- 15 AAC 98 Tire Fees
- 15 AAC 116 Common Property Fishery Assessment and Seafood Marketing Assessment
- 15 AAC 160 Authorized Games of Chance and Skill
- 15 AAC 165 Tax on Gaming or Gambling Activities Aboard Large Passenger Vessels

\* Statutes provide for sharing taxes and fees

Contact Information
<p><b>Contact:</b> Eric DeMoulin, Director, Administrative Services <b>Phone:</b> (907) 465-1009 <b>E-mail:</b> <a href="mailto:eric.demoulin@alaska.gov">eric.demoulin@alaska.gov</a></p>

**Tax Division  
Personal Services Information**

Authorized Positions			Personal Services Costs	
	<u>FY2022</u> <u>Management</u> <u>Plan</u>	<u>FY2023</u> <u>Governor</u>		
			Annual Salaries	8,342,056
Full-time	94	94	COLA	23,416
Part-time	0	0	Premium Pay	0
Nonpermanent	1	1	Annual Benefits	4,858,326
			<i>Less 4.48% Vacancy Factor</i>	(592,198)
			Lump Sum Premium Pay	0
<b>Totals</b>	<b>95</b>	<b>95</b>	<b>Total Personal Services</b>	<b>12,631,600</b>

**Position Classification Summary**

Job Class Title	Anchorage	Fairbanks	Juneau	Others	Total
Accountant 3	0	0	1	0	1
Accountant 4	0	0	1	0	1
Accounting Technician 3	0	0	3	0	3
Administrative Assistant 1	1	0	0	0	1
Administrative Officer 1	0	0	1	0	1
Admn OPS Mgr 1	0	0	1	0	1
Analyst/Programmer 1	1	0	0	0	1
Analyst/Programmer 2	1	0	0	0	1
Analyst/Programmer 3	0	0	1	0	1
Analyst/Programmer 4	0	0	1	0	1
Analyst/Programmer 5	0	0	3	0	3
Appraiser 2	1	0	0	0	1
Audit Master	2	0	0	0	2
Chf Rev Eco Rch	0	0	1	0	1
College Intern 4	1	0	0	0	1
Commercial Analyst	1	0	0	0	1
Corporate Income Tax Auditor 1	1	0	0	0	1
Corporate Income Tax Auditor 2	1	0	0	0	1
Corporate Income Tax Auditor 3	3	0	1	0	4
Corporate Income Tax Auditor 4	4	0	0	0	4
Deputy Director, Tax Division	1	0	0	0	1
Director, Tax Division	1	0	0	0	1
Economist 1	0	0	1	0	1
Economist 2	1	0	0	0	1
Economist 3	1	0	0	0	1
I/E Tax Spec	1	0	0	0	1
Microfilm/Imaging Operator 2	0	0	1	0	1
Office Assistant 2	0	0	1	0	1
Oil and Gas Revenue Auditor 2	2	0	0	0	2
Oil and Gas Revenue Auditor 3	8	0	0	0	8
Oil and Gas Revenue Auditor 4	3	0	0	0	3
Oil and Gas Revenue Specialist	1	0	0	0	1
Petroleum Economist 2	2	0	1	0	3
Program Coordinator 2	0	0	1	0	1
Project Assistant	1	0	0	0	1
Revenue Appeals Officer 2	3	0	0	0	3

Position Classification Summary					
Job Class Title	Anchorage	Fairbanks	Juneau	Others	Total
Revenue Appeals Supervisor	1	0	0	0	1
Revenue Audit Supervisor 1	0	0	1	0	1
Revenue Audit Supervisor 2	3	0	0	0	3
St Petro Prop A	1	0	0	0	1
Tax Auditor 2	1	0	0	0	1
Tax Auditor 3	4	0	0	0	4
Tax Auditor 4	5	0	0	0	5
Tax Technician 1	1	0	1	0	2
Tax Technician 3	8	0	5	0	13
Tax Technician 4	2	0	1	0	3
<b>Totals</b>	<b>68</b>	<b>0</b>	<b>27</b>	<b>0</b>	<b>95</b>

**Component Detail All Funds**  
**Department of Revenue**

**Component:** Tax Division (2476)  
**RDU:** Taxation and Treasury (510)

Non-Formula Component

	FY2021 Actuals	FY2022 Conference Committee	FY2022 Authorized	FY2022 Management Plan	FY2023 Governor	FY2022 Management Plan vs FY2023 Governor	
71000 Personal Services	10,682.0	13,229.6	13,018.6	13,018.6	12,631.6	-387.0	-3.0%
72000 Travel	11.1	48.1	48.1	48.1	48.1	0.0	0.0%
73000 Services	6,368.1	4,363.9	4,353.9	4,353.9	4,353.9	0.0	0.0%
74000 Commodities	116.3	89.0	89.0	89.0	89.0	0.0	0.0%
75000 Capital Outlay	7.1	0.0	0.0	0.0	0.0	0.0	0.0%
77000 Grants, Benefits	0.0	0.0	0.0	0.0	0.0	0.0	0.0%
78000 Miscellaneous	0.0	0.0	0.0	0.0	0.0	0.0	0.0%
<b>Totals</b>	<b>17,184.6</b>	<b>17,730.6</b>	<b>17,509.6</b>	<b>17,509.6</b>	<b>17,122.6</b>	<b>-387.0</b>	<b>-2.2%</b>
<b>Fund Sources:</b>							
1004 Gen Fund (UGF)	15,928.2	6,623.3	6,402.3	6,402.3	6,038.7	-363.6	-5.7%
1005 GF/Prgm (DGF)	809.3	907.7	907.7	907.7	887.7	-20.0	-2.2%
1007 I/A Rcpts (Other)	256.0	0.0	0.0	0.0	0.0	0.0	0.0%
1061 CIP Rcpts (Other)	92.4	100.0	100.0	100.0	96.6	-3.4	-3.4%
1105 PFund Rcpt (Other)	98.7	99.6	99.6	99.6	99.6	0.0	0.0%
1271 ARPA Rev R (UGF)	0.0	10,000.0	10,000.0	10,000.0	10,000.0	0.0	0.0%
<b>Unrestricted General (UGF)</b>	<b>15,928.2</b>	<b>16,623.3</b>	<b>16,402.3</b>	<b>16,402.3</b>	<b>16,038.7</b>	<b>-363.6</b>	<b>-2.2%</b>
<b>Designated General (DGF)</b>	<b>809.3</b>	<b>907.7</b>	<b>907.7</b>	<b>907.7</b>	<b>887.7</b>	<b>-20.0</b>	<b>-2.2%</b>
<b>Other Funds</b>	<b>447.1</b>	<b>199.6</b>	<b>199.6</b>	<b>199.6</b>	<b>196.2</b>	<b>-3.4</b>	<b>-1.7%</b>
<b>Federal Funds</b>	<b>0.0</b>	<b>0.0</b>	<b>0.0</b>	<b>0.0</b>	<b>0.0</b>	<b>0.0</b>	<b>0.0%</b>
<b>Positions:</b>							
Permanent Full Time	96	96	94	94	94	0	0.0%
Permanent Part Time	0	0	0	0	0	0	0.0%
Non Permanent	1	1	1	1	1	0	0.0%

**Change Record Detail - Multiple Scenarios with Descriptions**  
**Department of Revenue**

**Component:** Tax Division (2476)  
**RDU:** Taxation and Treasury (510)

Scenario/Change Record Title	Trans Type	Totals	Personal Services	Travel	Services	Commodities	Capital Outlay	Grants, Benefits	Miscellaneous	Positions		NP
										PFT	PPT	
<b>***** Changes From FY2022 Conference Committee To FY2022 Authorized *****</b>												
<b>FY2022 Conference Committee</b>												
	ConfCom	17,730.6	13,229.6	48.1	4,363.9	89.0	0.0	0.0	0.0	96	0	1
1004 Gen Fund		6,623.3										
1005 GF/Prgm		907.7										
1061 CIP Rcpts		100.0										
1105 PFund Rcpt		99.6										
1271 ARPA Rev R		10,000.0										
<b>Remove Corporate Income Tax Auditors Sec1 Ch1 SSSLA2021 P31 L33 (HB69)</b>												
	Veto	-221.0	-211.0	0.0	-10.0	0.0	0.0	0.0	0.0	-2	0	0
1004 Gen Fund		-221.0										
This item was not requested by the department and is not necessary to fulfill the Tax Division's mission.												
<b>Subtotal</b>		<b>17,509.6</b>	<b>13,018.6</b>	<b>48.1</b>	<b>4,353.9</b>	<b>89.0</b>	<b>0.0</b>	<b>0.0</b>	<b>0.0</b>	<b>94</b>	<b>0</b>	<b>1</b>
<b>***** Changes From FY2022 Management Plan To FY2023 Governor *****</b>												
<b>FY2023 Salary and Benefit Adjustments</b>												
	SalAdj	23.3	23.3	0.0	0.0	0.0	0.0	0.0	0.0	0	0	0
1004 Gen Fund		20.2										
1005 GF/Prgm		3.1										
Includes: FY2023 Supervisory Unit 1% COLA: \$10.8												
FY2023 SU BU - Supervisory Employees (SS) 1% COLA: \$12.5												
<b>FY2023 PERS Actuarial Rate Adjustment to 24.79% Ch9 SLA2021 (SB55)</b>												
	SalAdj	-431.5	-431.5	0.0	0.0	0.0	0.0	0.0	0.0	0	0	0
1004 Gen Fund		-402.5										
1005 GF/Prgm		-25.7										
1061 CIP Rcpts		-3.3										
Includes: FY2023 Adjustment for PERS ARM Board Approved Rate of 24.79% (from 30.11%): \$-431.5												
<b>FY2023 Supervisory Employees Health Insurance, SBS, and Risk Management Rate Changes</b>												
	SalAdj	21.5	21.5	0.0	0.0	0.0	0.0	0.0	0.0	0	0	0
1004 Gen Fund		18.6										
1005 GF/Prgm		2.9										
FY2023 Change Supervisory Employees (SS) - Health Insurance from \$1,555 to \$1,685; SBS and Risk Management Rates: \$21.5												

**Change Record Detail - Multiple Scenarios with Descriptions**  
**Department of Revenue**

**Component:** Tax Division (2476)  
**RDU:** Taxation and Treasury (510)

Scenario/Change Record Title	Trans Type	Totals	Personal Services	Travel	Services	Commodities	Capital Outlay	Grants, Benefits	Miscellaneous	Positions		NP
										PFT	PPT	
<b>FY2023 Executive Health Insurance, SBS, and Risk Management Rate Changes</b>												
1004 Gen Fund	SalAdj	7.3	7.3	0.0	0.0	0.0	0.0	0.0	0.0	0	0	0
FY2023 Change Partially Exempt & Exempt Executive (EE) - Health Insurance from \$1,555 to \$1,685; SBS and Risk Management Rates: \$7.3												
<b>FY2023 Executive Employees Health Insurance, SBS, and Risk Management Rate Changes</b>												
1004 Gen Fund	SalAdj	-0.2	-0.2	0.0	0.0	0.0	0.0	0.0	0.0	0	0	0
FY2023 Change Executive Employees (EE) - Health Insurance from \$1,555 to \$1,685 per member, SBS, and Risk Management Rates: \$-0.2												
<b>FY2023 General Government Unit SBS and Risk Management Rate Changes</b>												
1004 Gen Fund	SalAdj	-7.0	-7.4	0.0	0.0	0.0	0.0	0.0	0.0	0	0	0
1005 GF/Prgm		-0.3										
1061 CIP Rcpts		-0.1										
FY2023 Change General Government Unit (GG, GP, GY, GZ) - SBS, and Risk Management Rates: \$-7.4												
<b>Totals</b>		<b>17,122.6</b>	<b>12,631.6</b>	<b>48.1</b>	<b>4,353.9</b>	<b>89.0</b>	<b>0.0</b>	<b>0.0</b>	<b>0.0</b>	<b>94</b>	<b>0</b>	<b>1</b>

**Line Item Detail (1676)**  
**Department of Revenue**  
**Travel**

**Component:** Tax Division (2476)

<b>Line Number</b>	<b>Line Name</b>		<b>FY2021 Actuals</b>	<b>FY2022 Management Plan</b>	<b>FY2023 Governor</b>
2000	Travel		11.1	48.1	48.1
<b>Object Class</b>	<b>Servicing Agency</b>	<b>Explanation</b>	<b>FY2021 Actuals</b>	<b>FY2022 Management Plan</b>	<b>FY2023 Governor</b>
<b>2000 Travel Detail Totals</b>			<b>11.1</b>	<b>48.1</b>	<b>48.1</b>
2000	In-State Employee Travel	Airfare, lodging, surface transportation, reimbursable travel costs, meals and incidentals	7.2	36.1	36.1
2002	Out of State Employee Travel	Airfare, lodging, surface transportation, reimbursable travel costs, meals and incidentals	3.9	12.0	12.0



**Line Item Detail (1676)**  
**Department of Revenue**  
**Services**

**Component:** Tax Division (2476)

<b>Line Number</b>	<b>Line Name</b>		<b>FY2021 Actuals</b>	<b>FY2022 Management Plan</b>	<b>FY2023 Governor</b>
3000	Services		6,368.1	4,353.9	4,353.9
<b>Object Class</b>	<b>Servicing Agency</b>	<b>Explanation</b>	<b>FY2021 Actuals</b>	<b>FY2022 Management Plan</b>	<b>FY2023 Governor</b>
<b>3000 Services Detail Totals</b>			<b>6,368.1</b>	<b>4,353.9</b>	<b>4,353.9</b>
3000	Education Services	Training, educational conferences, agency memberships, tuition, books and fees for work-related courses	142.2	150.0	150.0
3001	Financial Services	Accounting, auditing, and management/consulting services	3.5	0.0	0.0
3002	Legal and Judicial Services	Transcription services	0.0	2.0	2.0
3003	Information Technology	IT training, consulting, software licensing, software maintenance, and IT equipment leases	1,928.6	1,710.0	1,710.0
3004	Telecommunications	Local, long distance, cellular, television, data/network telecommunications equipment charges	1.8	2.5	2.5
3005	Health Services	Ergonomic assessments	0.0	1.0	1.0
3006	Delivery Services	Freight, courier services, and postage	7.8	8.0	8.0
3007	Advertising and Promotions	Legal notices for regulations and public hearings	2.5	5.0	5.0
3008	Utilities	Records and confidential material disposal	1.7	4.0	4.0
3009	Structure/Infrastructure/Land	Infrastructure maintenance and repairs, rentals, and leases	16.9	16.0	16.0
3010	Equipment/Machinery	Office furniture and equipment repairs, maintenance, rentals and leases	11.3	9.0	9.0
3011	Other Services	Professional management and	1,735.0	83.0	83.0

**Line Item Detail (1676)**  
**Department of Revenue**  
**Services**

**Component:** Tax Division (2476)

Object Class		Servicing Agency	Explanation	FY2021 Actuals	FY2022 Management Plan	FY2023 Governor
			<b>3000 Services Detail Totals</b>	<b>6,368.1</b>	<b>4,353.9</b>	<b>4,353.9</b>
			consulting services; printing and copying services			
3017	Inter-Agency Information Technology Non-Telecommunications	Admin - Department-wide	Office of Information Technology (OIT) core services	329.6	313.5	313.5
3017	Inter-Agency Information Technology Non-Telecommunications	Admin - Department-wide	OIT Licenses (SQL Rates)	52.6	52.6	52.6
3017	Inter-Agency Information Technology Non-Telecommunications	Admin - Department-wide	OIT Server Hosting & Storage	119.7	119.7	119.7
3018	Inter-Agency Information Technology Telecommunications	Admin - Department-wide	Office of Information Technology (OIT) telecommunications services	55.3	41.9	41.9
3021	Inter-Agency Mail	Admin - Department-wide	Central mailroom services including pickup and delivery of mail, postage, and mailing of state warrants	12.5	12.5	12.5
3022	Inter-Agency Human Resources	Admin - Department-wide	Human resource and payroll services provided by the Division of Personnel	55.5	55.5	55.5
3023	Inter-Agency Building Leases	Trans - Department-wide	Cost of space in state-owned facilities and private leases	544.0	544.0	544.0
3024	Inter-Agency Legal	Law - Department-wide	OSPA Fraud Legal Services	112.5	112.5	112.5
3024	Inter-Agency Legal	Law - Department-wide	Tax Legal Services - Gaming & Tobacco	12.6	12.6	12.6
3026	Inter-Agency Insurance	Admin - Department-wide	Risk Management	3.2	3.2	3.2
3027	Inter-Agency Financial	Admin - Department-wide	Division of Finance chargeback for IRIS FIN, HRM, and ALDER	10.8	10.8	10.8
3028	Inter-Agency Americans with Disabilities Act Compliance	Admin - Department-wide	ADA compliance	0.8	0.8	0.8
3029	Inter-Agency Education/Training	Admin - Department-wide	Training provided by state agencies – Shared Services of Alaska and Division of Finance training for procurement and ALDER reporting	0.0	0.5	0.5
3030	Inter-Agency Hearing/Mediation	Admin - Department-wide	Hearing services provided by the	87.0	87.0	87.0

**Line Item Detail (1676)**  
**Department of Revenue**  
**Services**

**Component:** Tax Division (2476)

Object Class		Servicing Agency	Explanation	FY2021 Actuals	FY2022 Management Plan	FY2023 Governor
			<b>3000 Services Detail Totals</b>	<b>6,368.1</b>	<b>4,353.9</b>	<b>4,353.9</b>
			Office of Administrative Hearings (OAH)			
3038	Inter-Agency Management/Consulting	PubSaf - Department-wide	Fingerprinting and background check services	0.8	1.8	1.8
3038	Inter-Agency Management/Consulting	Rev - Administrative Services (125)	Support services provided by the Administrative Services Division, including IT, fiscal, budget, contract management, procurement, and legislative support	394.9	269.5	269.5
3038	Inter-Agency Management/Consulting	Rev - Commissioner's Office (123)	Support services provided by the Commissioner's Office	10.0	10.0	10.0
3038	Inter-Agency Management/Consulting	Rev - Criminal Investigations Unit (2993)	Investigative services provided by the Criminal Investigations Unit	715.0	715.0	715.0

**Line Item Detail (1676)**  
**Department of Revenue**  
**Commodities**

**Component:** Tax Division (2476)

Line Number	Line Name		FY2021 Actuals	FY2022 Management Plan	FY2023 Governor
4000	Commodities		116.3	89.0	89.0
Object Class	Servicing Agency	Explanation	FY2021 Actuals	FY2022 Management Plan	FY2023 Governor
<b>4000 Commodities Detail Totals</b>			<b>116.3</b>	<b>89.0</b>	<b>89.0</b>
4000	Business	Business supplies including book and educational equipment and furniture; office supplies; desktop computers, printers and IT equipment less than \$5,000 per item; and subscriptions including electronic access to information	115.1	88.5	88.5
4002	Household/Institutional	Institutional supplies	0.4	0.5	0.5
4004	Safety	Alarms, fire safety, law enforcement	0.8	0.0	0.0

**Line Item Detail (1676)**  
**Department of Revenue**  
**Capital Outlay**

**Component:** Tax Division (2476)

<b>Line Number</b>	<b>Line Name</b>		<b>FY2021 Actuals</b>	<b>FY2022 Management Plan</b>	<b>FY2023 Governor</b>
5000	Capital Outlay		7.1	0.0	0.0
<b>Object Class</b>	<b>Servicing Agency</b>	<b>Explanation</b>	<b>FY2021 Actuals</b>	<b>FY2022 Management Plan</b>	<b>FY2023 Governor</b>
<b>5000 Capital Outlay Detail Totals</b>			<b>7.1</b>	<b>0.0</b>	<b>0.0</b>
5004	Equipment	IT Equipment > \$5,000: servers and other network equipment, firewall and remote access equipment, tape backup devices and general office equipment/furniture > \$5,000	7.1	0.0	0.0

**Revenue Detail (1681)**  
**Department of Revenue**

**Component:** Tax Division (2476)

Revenue Type (OMB Fund Code) Revenue Source	Component	Comment	FY2021 Actuals	FY2022 Management Plan	FY2023 Governor
<b>5005 GF/Prgm (1005 GF/Prgm)</b>			<b>2,610.9</b>	<b>907.7</b>	<b>887.7</b>
5124 Program Receipts - Other Taxes		A portion of receipts from charitable gaming are appropriated to support regulation of this program by the Tax Division. These receipts fall into three categories: -AS 05.15.184 allows a 3% tax on net receipts of pull tabs; -AS 05.15.020 allows a 1% tax on net proceeds received during the preceding year for certain permit holders; and -Various licensing fees authorized in Sec. 05	2,610.9	907.7	887.7
<b>5007 I/A Rcpts (1007 I/A Rcpts)</b>			<b>256.0</b>	<b>0.0</b>	<b>0.0</b>
5301 Inter-Agency Receipts	Commerce - Department-wide	Revenue depository cash processing	10.0	0.0	0.0
5301 Inter-Agency Receipts	FishGm - Department-wide	Tax Revenue Management System (TRMS) Support	8.3	0.0	0.0
5301 Inter-Agency Receipts	Health - Department-wide	COVID Relief funds to get REMI Econ Software.	228.7	0.0	0.0
5301 Inter-Agency Receipts	Law - Department-wide	Tax Revenue Management System (TRMS) Support	9.0	0.0	0.0
<b>5061 CIP Rcpts (1061 CIP Rcpts)</b>			<b>92.4</b>	<b>100.0</b>	<b>96.6</b>
5351 Capital Improvement Project Inter-Agency	Trans - Department-wide	Motor Fuel Tax Compliance	92.4	100.0	96.6
<b>5105 PFund Rcpt (1105 PFund Rcpt)</b>			<b>98.7</b>	<b>99.6</b>	<b>99.6</b>
5414 Alaska Permanent Fund Corporation Receipts		Permanent Fund Earnings replaced a portion of GF funding in the FY2000 budget. This funding source supports the oil and gas	98.7	99.6	99.6

**Revenue Detail (1681)**  
**Department of Revenue**

**Component:** Tax Division (2476)

Revenue Type (OMB Fund Code) Revenue Source	Component	Comment	FY2021 Actuals	FY2022 Management Plan	FY2023 Governor
		production tax audit function in the Tax Division.			

**Inter-Agency Services (1682)**  
**Department of Revenue**

**Component:** Tax Division (2476)

				FY2021 Actuals	FY2022 Management Plan	FY2023 Governor
<b>Component Totals</b>				<b>2,516.8</b>	<b>2,363.4</b>	<b>2,363.4</b>
With Department of Administration				727.0	698.0	698.0
With Department of Transportation/Public Facilities				544.0	544.0	544.0
With Department of Law				125.1	125.1	125.1
With Department of Public Safety				0.8	1.8	1.8
With Department of Revenue				1,119.9	994.5	994.5
<b>Object Class</b>	<b>Servicing Agency</b>	<b>Explanation</b>		FY2021 Actuals	FY2022 Management Plan	FY2023 Governor
3017	Inter-Agency Information Technology Non-Telecommunications	Admin - Department-wide Office of Information Technology (OIT) core services		329.6	313.5	313.5
3017	Inter-Agency Information Technology Non-Telecommunications	Admin - Department-wide OIT Licenses (SQL Rates)		52.6	52.6	52.6
3017	Inter-Agency Information Technology Non-Telecommunications	Admin - Department-wide OIT Server Hosting & Storage		119.7	119.7	119.7
3018	Inter-Agency Information Technology Telecommunications	Admin - Department-wide Office of Information Technology (OIT) telecommunications services		55.3	41.9	41.9
3021	Inter-Agency Mail	Admin - Department-wide Central mailroom services including pickup and delivery of mail, postage, and mailing of state warrants		12.5	12.5	12.5
3022	Inter-Agency Human Resources	Admin - Department-wide Human resource and payroll services provided by the Division of Personnel		55.5	55.5	55.5
3023	Inter-Agency Building Leases	Trans - Department-wide Cost of space in state-owned facilities and private leases		544.0	544.0	544.0
3024	Inter-Agency Legal	Law - Department-wide OSPA Fraud Legal Services		112.5	112.5	112.5
3024	Inter-Agency Legal	Law - Department-wide Tax Legal Services - Gaming & Tobacco		12.6	12.6	12.6
3026	Inter-Agency Insurance	Admin - Department-wide Risk Management		3.2	3.2	3.2
3027	Inter-Agency Financial	Admin - Department-wide Division of Finance chargeback for IRIS FIN, HRM, and ALDER		10.8	10.8	10.8
3028	Inter-Agency Americans with	Admin - Department-wide ADA compliance		0.8	0.8	0.8



**Inter-Agency Services (1682)**  
**Department of Revenue**

**Component:** Tax Division (2476)

<b>Object Class</b>	<b>Servicing Agency</b>	<b>Explanation</b>	<b>FY2021 Actuals</b>	<b>FY2022 Management Plan</b>	<b>FY2023 Governor</b>
3029	Disabilities Act Compliance Inter-Agency Education/Training	Admin - Department-wide			
		Training provided by state agencies – Shared Services of Alaska and Division of Finance training for procurement and ALDER reporting	0.0	0.5	0.5
3030	Inter-Agency Hearing/Mediation	Admin - Department-wide			
		Hearing services provided by the Office of Administrative Hearings (OAH)	87.0	87.0	87.0
3038	Inter-Agency Management/Consulting	PubSaf - Department-wide			
		Fingerprinting and background check services	0.8	1.8	1.8
3038	Inter-Agency Management/Consulting	Rev - Administrative Services (125)			
		Support services provided by the Administrative Services Division, including IT, fiscal, budget, contract management, procurement, and legislative support	394.9	269.5	269.5
3038	Inter-Agency Management/Consulting	Rev - Commissioner's Office (123)			
		Support services provided by the Commissioner's Office	10.0	10.0	10.0
3038	Inter-Agency Management/Consulting	Rev - Criminal Investigations Unit (2993)			
		Investigative services provided by the Criminal Investigations Unit	715.0	715.0	715.0

**Personal Services Expenditure Detail**  
**Department of Revenue**

**Scenario:** FY2023 Governor (18673)  
**Component:** Tax Division (2476)  
**RDU:** Taxation and Treasury (510)

PCN	Job Class Title	Time Status	Retire Code	Barg Unit	Location	Salary Sched	Range / Step	Comp Months	Split / Count	Annual Salaries	COLA	Premium Pay	Annual Benefits	Total Costs	UGF Amount
04-0017	Economist 2	FT	A	GP	Anchorage	200	18B / C	12.0		64,293	0	0	42,499	106,792	106,792
04-0021	Chf Rev Eco Rch	FT	A	SS	Juneau	205	26L / M	12.0		154,424	2,019	0	76,875	233,318	233,318
04-1035	Analyst/Programmer 5	FT	A	GP	Juneau	205	22L / M	12.0		114,351	0	0	60,965	175,316	175,316
04-1145	Accounting Technician 3	FT	A	GP	Juneau	205	16B / C	12.0		58,395	0	0	40,323	98,718	91,960
04-2004	Tax Technician 3	FT	A	GP	Juneau	205	14E / F	12.0		54,997	0	0	39,070	94,067	0
04-2006	Tax Auditor 4	FT	A	GP	Anchorage	200	22K / L	12.0		105,172	0	0	57,579	162,751	66,151
04-2095	Tax Technician 3	FT	A	GP	Juneau	105	14A / B	12.0		49,187	0	0	36,926	86,113	86,113
04-2097	Accounting Technician 3	FT	A	GP	Juneau	205	16E / F	12.0		64,822	0	0	42,694	107,516	0
04-3001	Deputy Director, Tax Division	FT	A	XE	Anchorage	N00	27J / K	12.0		130,119	0	0	68,238	198,357	198,357
04-3007	Administrative Officer 1	FT	A	SS	Juneau	205	17B / C	12.0		67,488	924	0	45,278	113,690	113,690
04-3021	Accountant 4	FT	A	SS	Juneau	205	20B / C	12.0		83,244	1,140	0	51,090	135,474	0
04-3026	Tax Technician 3	FT	A	GP	Juneau	105	14A / B	12.0		49,322	0	0	36,976	86,298	86,298
04-3027	Revenue Audit Supervisor 2	FT	A	SS	Anchorage	200	25P	12.0		156,458	2,046	0	77,500	236,004	236,004
04-3028	Program Coordinator 2	FT	A	SS	Juneau	99	20O	12.0		115,482	1,581	0	62,983	180,046	180,046
04-3031	Tax Auditor 4	FT	A	GP	Anchorage	200	22C / D	12.0		86,536	0	0	50,704	137,240	137,240
04-3036	Tax Technician 4	FT	A	SS	Juneau	205	16F	12.0		71,490	979	0	46,754	119,223	119,223
04-3040	Office Assistant 2	FT	A	GP	Juneau	205	10J	12.0		46,664	0	0	35,996	82,660	82,660
04-3041	Tax Technician 1	FT	A	GP	Juneau	205	10D / B	12.0		38,435	0	0	32,960	71,395	71,395
04-3045	Tax Technician 3	FT	A	GP	Juneau	205	14E / F	12.0		55,083	0	0	39,101	94,184	94,184
04-3047	Director, Tax Division	FT	A	XE	Anchorage	99	27P / Q	12.0		158,868	0	0	78,098	236,966	236,966
04-3048	Corporate Income Tax Auditor 3	FT	A	GP	Anchorage	200	22J	12.0		100,659	0	0	55,914	156,573	156,573
04-3049	Oil and Gas Revenue Auditor 3	FT	A	GP	Anchorage	200	22A / B	12.0		81,188	0	0	48,732	129,920	129,920
04-3052	Revenue Appeals Supervisor	FT	A	SS	Anchorage	99	26P	12.0		166,129	2,172	0	80,475	248,776	248,776
04-3068	I/E Tax Spec	FT	A	GP	Anchorage	200	25N / O	12.0		143,312	0	0	71,649	214,961	214,961
04-3077	Tax Auditor 3	FT	A	GP	Anchorage	200	20J	12.0		87,789	0	0	51,167	138,956	138,956
04-3078	Tax Technician 3	FT	A	GP	Anchorage	200	14M	12.0		64,214	0	0	42,470	106,684	106,684
04-3080	Tax Technician 3	FT	A	GP	Anchorage	200	14B / C	12.0		48,409	0	0	36,639	85,048	85,048
04-3088	Corporate Income Tax Auditor 4	FT	A	GP	Anchorage	200	24A / B	12.0		92,450	0	0	52,886	145,336	145,336
04-3091	Tax Technician 3	FT	A	GP	Anchorage	200	14A / A	12.0		45,533	0	0	35,578	81,111	81,111
04-3097	Microfilm/Imaging Operator 2	FT	A	GP	Juneau	205	12M / N	12.0		59,035	0	0	40,559	99,594	99,594
04-3098	Accountant 3	FT	A	GP	Juneau	205	18D / E	12.0		71,707	0	0	45,234	116,941	0
04-3201	Analyst/Programmer 2	FT	A	GP	Anchorage	200	16B / C	12.0		54,929	0	0	39,045	93,974	93,974
04-3224	Admn OPS Mgr 1	FT	A	SS	Juneau	99	22A / B	12.0		99,305	1,359	0	57,015	157,679	157,679

Note: If a position is split, an asterisk (\*) will appear in the Split/Count column. If the split position is also counted in the component, two asterisks (\*\*) will appear in this column. [No valid job title] appearing in the Job Class Title indicates that the PCN has an invalid class code or invalid range for the class code effective date of this scenario.

**Personal Services Expenditure Detail**  
**Department of Revenue**

**Scenario:** FY2023 Governor (18673)  
**Component:** Tax Division (2476)  
**RDU:** Taxation and Treasury (510)

PCN	Job Class Title	Time Status	Retire Code	Barg Unit	Location	Salary Sched	Range / Step	Comp Months	Split / Count	Annual Salaries	COLA	Premium Pay	Annual Benefits	Total Costs	UGF Amount
04-3228	Tax Auditor 4	FT	A	GP	Anchorage	200	22J / K	12.0		103,526	0	0	56,972	160,498	160,498
04-3230	Appraiser 2	FT	A	GP	Anchorage	200	18B / C	12.0		63,471	0	0	42,196	105,667	105,667
04-3233	Tax Technician 4	FT	A	SS	Anchorage	200	16D / E	12.0		64,981	890	0	44,353	110,224	110,224
04-3239	Tax Auditor 2	FT	A	GP	Anchorage	200	18G / J	12.0		74,402	0	0	46,228	120,630	120,630
04-3240	Corporate Income Tax Auditor 4	FT	A	GP	Anchorage	200	24L / M	12.0		125,887	0	0	65,221	191,108	191,108
04-3244	Analyst/Programmer 4	FT	A	GP	Juneau	205	20A / B	12.0		74,073	0	0	46,107	120,180	120,180
04-3245	Tax Auditor 4	FT	A	GP	Anchorage	200	22B / C	12.0		82,524	0	0	49,224	131,748	131,748
04-3246	Tax Technician 1	FT	A	GP	Anchorage	200	10B / C	12.0		37,472	0	0	32,605	70,077	70,077
04-3248	Tax Technician 3	FT	A	GP	Anchorage	200	14G	12.0		55,985	0	0	39,434	95,419	95,419
04-3250	Tax Technician 3	FT	A	GP	Anchorage	200	14A / B	12.0		46,768	0	0	36,034	82,802	82,802
04-3251	Tax Technician 3	FT	A	GP	Anchorage	200	14C / D	12.0		50,032	0	0	37,238	87,270	87,270
04-3252	Corporate Income Tax Auditor 4	FT	A	GP	Anchorage	200	24E / F	12.0		106,107	0	0	57,924	164,031	164,031
04-3254	Revenue Audit Supervisor 2	FT	A	SS	Anchorage	200	25K	12.0		133,349	1,825	0	69,574	204,748	204,748
04-3259	Corporate Income Tax Auditor 4	FT	A	GP	Anchorage	200	24L	12.0		123,377	0	0	64,295	187,672	187,672
04-3261	Corporate Income Tax Auditor 3	FT	A	GP	Anchorage	200	22K	12.0		103,935	0	0	57,123	161,058	161,058
04-3262	Oil and Gas Revenue Auditor 4	FT	A	GP	Anchorage	200	24J / K	12.0		117,301	0	0	62,054	179,355	179,355
04-3263	Oil and Gas Revenue Auditor 3	FT	A	GP	Anchorage	200	22A / B	12.0		79,755	0	0	48,203	127,958	127,958
04-3264	Tax Technician 3	FT	A	GP	Anchorage	200	14G / J	12.0		57,951	0	0	40,159	98,110	98,110
04-3265	Revenue Appeals Officer 2	FT	A	GP	Anchorage	200	25L	12.0		132,639	0	0	67,712	200,351	200,351
04-3266	Tax Auditor 4	FT	A	GP	Anchorage	200	22A / B	12.0		78,919	0	0	47,895	126,814	126,814
04-3267	Accounting Technician 3	FT	A	GP	Juneau	205	16J	12.0		70,551	0	0	44,808	115,359	0
04-3268	Petroleum Economist 2	FT	A	GP	Anchorage	200	22B / C	12.0		83,918	0	0	49,739	133,657	133,657
04-3269	Administrative Assistant 1	FT	A	GP	Anchorage	200	12C / D	12.0		42,775	0	0	34,561	77,336	77,336
04-3271	Oil and Gas Revenue Auditor 2	FT	A	GP	Anchorage	200	20B / C	12.0		72,204	0	0	45,417	117,621	117,621
04-3272	Oil and Gas Revenue Auditor 3	FT	A	GP	Anchorage	200	22B / C	12.0		82,181	0	0	49,098	131,279	131,279
04-3273	Oil and Gas Revenue Auditor 2	FT	A	GP	Anchorage	200	20F / G	12.0		84,133	0	0	49,818	133,951	133,951
04-3274	Oil and Gas Revenue Auditor 3	FT	A	GP	Anchorage	200	22A / B	12.0		79,755	0	0	48,203	127,958	127,958
04-3275	Oil and Gas Revenue Auditor 4	FT	A	GP	Anchorage	200	24G / J	12.0		111,496	0	0	59,912	171,408	171,408

Note: If a position is split, an asterisk (\*) will appear in the Split/Count column. If the split position is also counted in the component, two asterisks (\*\*) will appear in this column. [No valid job title] appearing in the Job Class Title indicates that the PCN has an invalid class code or invalid range for the class code effective date of this scenario.

**Personal Services Expenditure Detail**  
**Department of Revenue**

**Scenario:** FY2023 Governor (18673)  
**Component:** Tax Division (2476)  
**RDU:** Taxation and Treasury (510)

PCN	Job Class Title	Time Status	Retire Code	Barg Unit	Location	Salary Sched	Range / Step	Comp Months	Split / Count	Annual Salaries	COLA	Premium Pay	Annual Benefits	Total Costs	UGF Amount
04-3276	Oil and Gas Revenue Auditor 4	FT	A	GP	Anchorage	200	24D / E	12.0		100,693	0	0	55,927	156,620	156,620
04-3277	Oil and Gas Revenue Auditor 3	FT	A	GP	Anchorage	200	22G / J	12.0		98,818	0	0	55,235	154,053	154,053
04-3278	Tax Auditor 3	FT	A	GP	Anchorage	200	20A / B	12.0		70,634	0	0	44,838	115,472	115,472
04-3279	Tax Auditor 3	FT	A	GP	Anchorage	200	20L / M	12.0		95,989	0	0	54,192	150,181	150,181
04-3281	Tax Auditor 3	FT	A	GP	Anchorage	200	20G	12.0		84,240	0	0	49,857	134,097	134,097
04-3283	Analyst/Programmer 5	FT	A	GP	Juneau	205	22M	12.0		116,337	0	0	61,698	178,035	178,035
04-3284	Tax Technician 4	FT	A	SS	Anchorage	200	16A / B	12.0		58,268	798	0	41,876	100,942	100,942
04-3286	Analyst/Programmer 5	FT	A	SS	Juneau	99	22L / M	12.0		128,551	1,760	0	67,804	198,115	198,115
04-3287	Tax Technician 3	FT	A	GP	Juneau	205	14A / B	12.0		49,043	0	0	36,873	85,916	85,916
04-3290	Corporate Income Tax Auditor 3	FT	A	GP	Juneau	205	22G	12.0		101,478	0	0	56,217	157,695	157,695
04-3295	Oil and Gas Revenue Auditor 3	FT	A	GP	Anchorage	200	22A / B	12.0		80,472	0	0	48,467	128,939	128,939
04-3296	Analyst/Programmer 3	FT	A	GP	Juneau	205	18D / E	12.0		71,533	0	0	45,170	116,703	116,703
04-3297	Economist 1	FT	A	GP	Juneau	205	16B / C	12.0		58,487	0	0	40,357	98,844	98,844
04-5050	Corporate Income Tax Auditor 2	FT	A	GP	Anchorage	200	20D / E	12.0		77,532	0	0	47,383	124,915	124,915
04-5051	Corporate Income Tax Auditor 3	FT	A	GP	Anchorage	200	22A / B	12.0		80,113	0	0	48,335	128,448	128,448
04-6074	Corporate Income Tax Auditor 1	FT	A	GP	Anchorage	200	18B / C	12.0		62,756	0	0	41,932	104,688	104,688
04-8009	Petroleum Economist 2	FT	A	GP	Anchorage	200	22E / F	12.0		90,470	0	0	52,156	142,626	142,626
04-8012	Project Assistant	FT	A	GP	Anchorage	200	16M / N	12.0		74,663	0	0	46,324	120,987	120,987
04-8017	Oil and Gas Revenue Specialist	FT	A	GP	Anchorage	200	25B / C	12.0		102,248	0	0	56,501	158,749	158,749
04-8022	Analyst/Programmer 1	FT	A	GP	Anchorage	200	14B / C	12.0		47,461	0	0	36,290	83,751	83,751
04-8023	Revenue Audit Supervisor 2	FT	A	SS	Anchorage	99	25L / M	12.0		139,703	1,912	0	71,918	213,533	213,533
04-8024	Revenue Appeals Officer 2	FT	A	GP	Anchorage	200	25A / B	12.0		98,304	0	0	55,046	153,350	153,350
04-8028	Oil and Gas Revenue Auditor 3	FT	A	GP	Anchorage	200	22J / K	12.0		101,751	0	0	56,317	158,068	158,068
04-8029	St Petro Prop A	FT	A	SS	Anchorage	99	26N	12.0		154,330	2,018	0	76,846	233,194	233,194
04-8030	Tax Technician 3	FT	A	GP	Anchorage	200	14D / E	12.0		50,863	0	0	37,545	88,408	88,408
04-8038	Petroleum Economist 2	FT	A	GP	Juneau	205	22C / D	12.0		89,256	0	0	51,708	140,964	140,964
04-8043	Economist 3	FT	A	GP	Anchorage	200	20B / C	12.0		73,429	0	0	45,869	119,298	119,298
04-8044	Oil and Gas Revenue Auditor 3	FT	A	GP	Anchorage	200	22G	12.0		96,642	0	0	54,433	151,075	151,075
04-8045	Revenue Appeals Officer 2	FT	A	GP	Anchorage	200	25B / C	12.0		102,248	0	0	56,501	158,749	158,749

Note: If a position is split, an asterisk (\*) will appear in the Split/Count column. If the split position is also counted in the component, two asterisks (\*\*) will appear in this column. [No valid job title] appearing in the Job Class Title indicates that the PCN has an invalid class code or invalid range for the class code effective date of this scenario.

**Personal Services Expenditure Detail**  
**Department of Revenue**

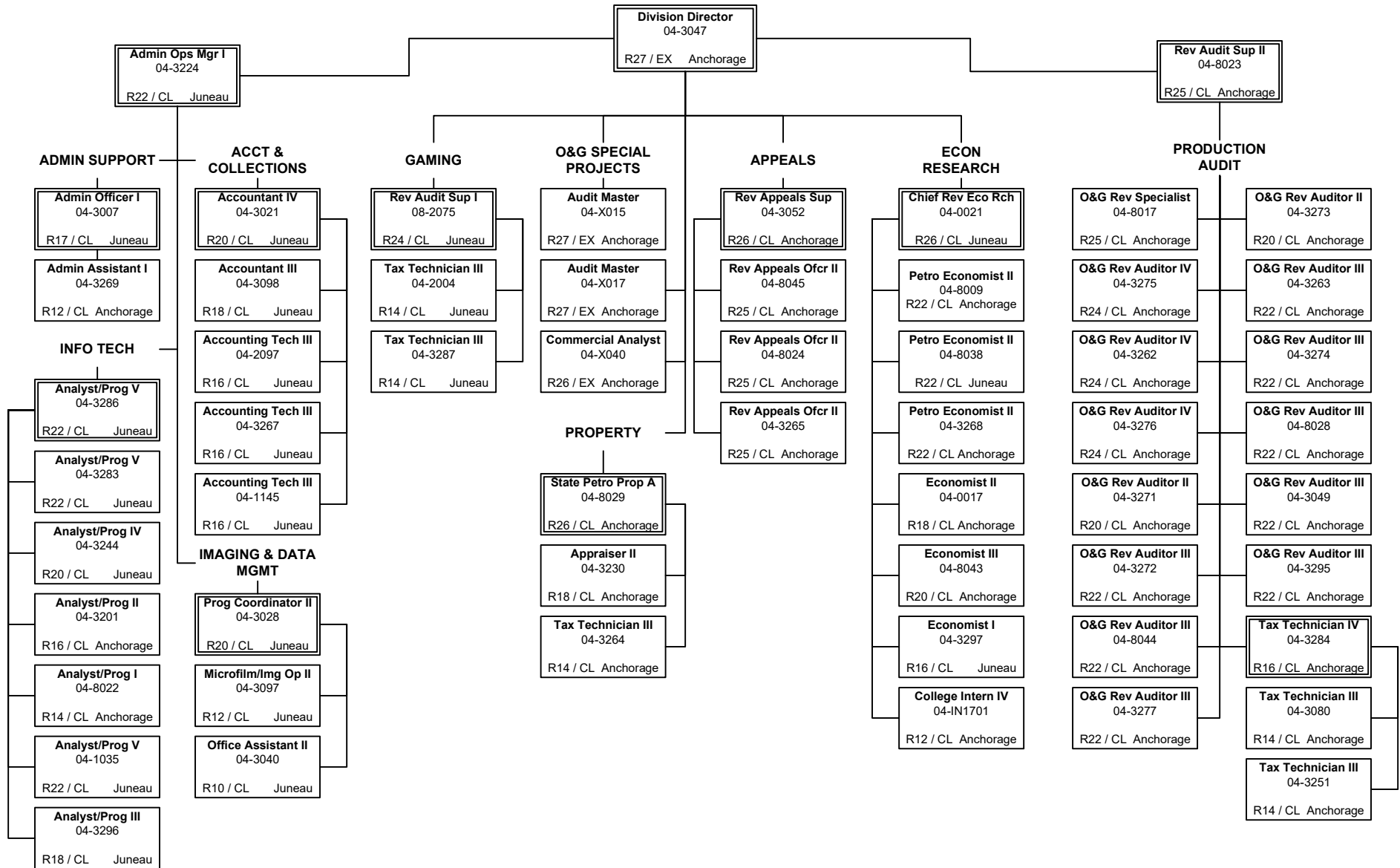
**Scenario:** FY2023 Governor (18673)  
**Component:** Tax Division (2476)  
**RDU:** Taxation and Treasury (510)

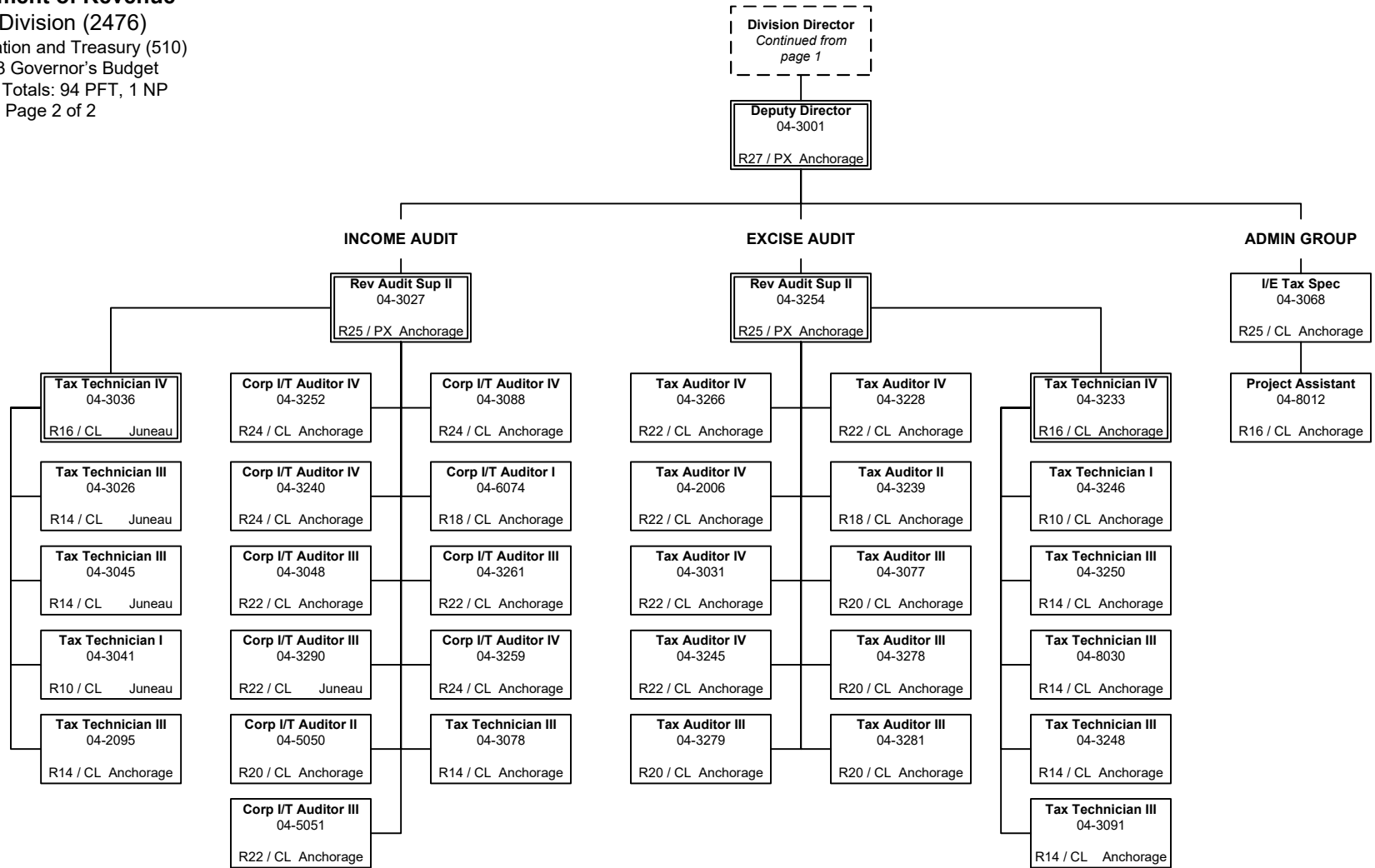
PCN	Job Class Title	Time Status	Retire Code	Barg Unit	Location	Salary Sched	Range / Step	Comp Months	Split / Count	Annual Salaries	COLA	Premium Pay	Annual Benefits	Total Costs	UGF Amount
04-IN1701	College Intern 4	NP	N	EE	Anchorage	N00	12A / B	12.0		38,106	0	0	3,525	41,631	41,631
04-X015	Audit Master	FT	A	XE	Anchorage	99	27	12.0		168,012	0	0	80,910	248,922	248,922
04-X017	Audit Master	FT	A	XE	Anchorage	99	27	12.0		148,571	0	0	74,930	223,501	223,501
04-X040	Commercial Analyst	FT	A	XE	Anchorage	N00	26A	12.0		99,665	0	0	57,004	156,669	156,669
08-2075	Revenue Audit Supervisor 1	FT	A	SS	Juneau	99	24Q	12.0		152,434	1,993	0	76,263	230,690	0
<b>Total</b>													<b>Total Salary Costs:</b>	8,342,056	
<b>Positions</b>													<b>Total COLA:</b>	23,416	
<b>Full Time Positions:</b>													<b>Total Premium Pay:</b>	0	
<b>Part Time Positions:</b>													<b>Total Benefits:</b>	4,858,326	
<b>Non Permanent Positions:</b>															
<b>Positions in Component:</b>													<b>Total Pre-Vacancy:</b>	13,223,798	
													<b>Minus Vacancy Adjustment of 4.48%:</b>	(592,198)	
													<b>Total Post-Vacancy:</b>	12,631,600	
													<b>Plus Lump Sum Premium Pay:</b>	0	
													<b>Personal Services Line 100:</b>	12,631,600	

PCN Funding Sources:	Pre-Vacancy	Post-Vacancy	Percent
1004 General Fund Receipts	12,320,393	11,768,652	93.17%
1005 General Fund/Program Receipts	806,805	770,674	6.10%
1061 Capital Improvement Project Receipts	96,600	92,274	0.73%
<b>Total PCN Funding:</b>	<b>13,223,798</b>	<b>12,631,600</b>	<b>100.00%</b>

Note: If a position is split, an asterisk (\*) will appear in the Split/Count column. If the split position is also counted in the component, two asterisks (\*\*) will appear in this column. [No valid job title] appearing in the Job Class Title indicates that the PCN has an invalid class code or invalid range for the class code effective date of this scenario.

**Department of Revenue**  
**Tax Division (2476)**  
 RDU: Taxation and Treasury (510)  
 FY2023 Governor's Budget  
 Position Totals: 94 PFT, 1 NP  
 Page 1 of 2





# **State of Alaska FY2023 Governor's Operating Budget**

## **Department of Revenue Treasury Division Component Budget Summary**



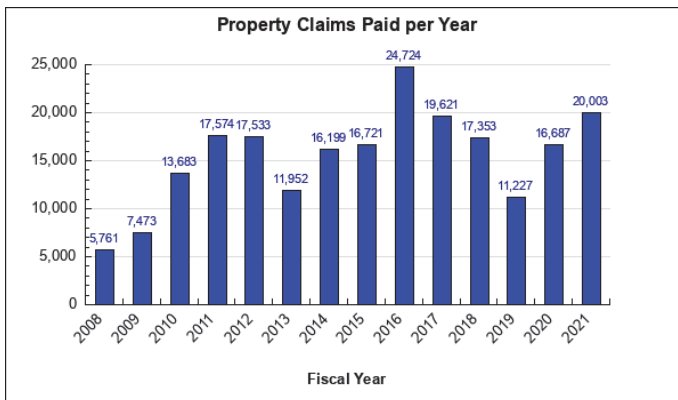
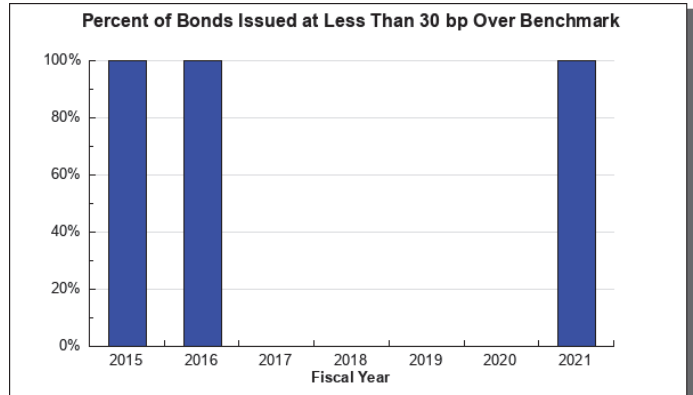
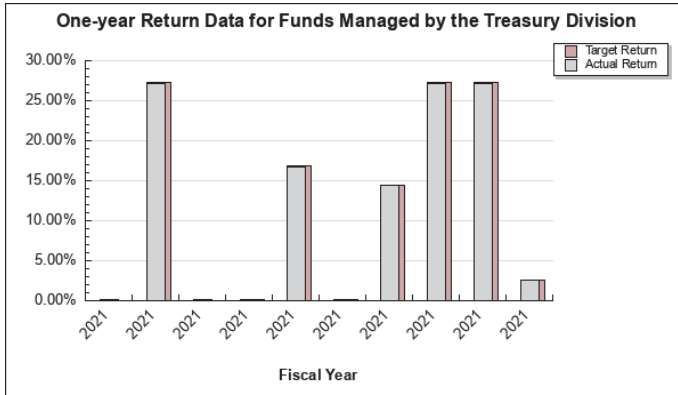
**Component: Treasury Division**

**Contribution to Department's Mission**

The mission of the Treasury Division is to manage the state's funds consistent with prudent investment guidelines and Governmental Accounting Standards Board (GASB) rules.

**Results**

(Additional performance information is available on the web at <https://omb.alaska.gov/results>.)



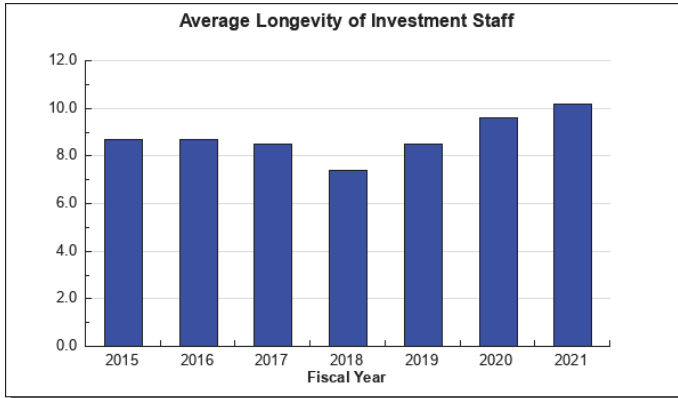
**Core Services**

- Manage the investment of state funds
- Maintain the state's credit rating and provide capital financing for state agencies
- Manage unclaimed property and reunite with owners

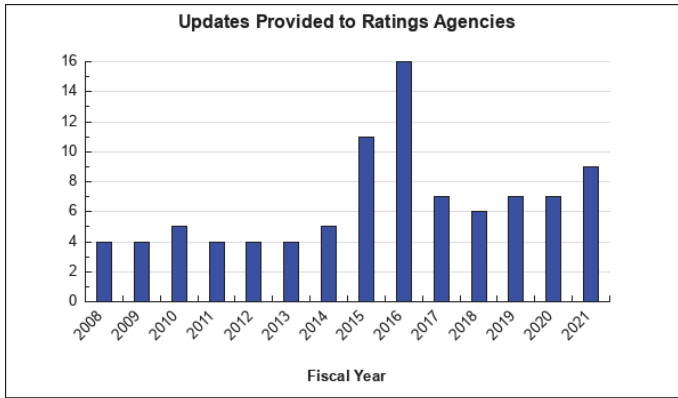
**Measures by Core Service**

(Additional performance information is available on the web at <https://omb.alaska.gov/results>.)

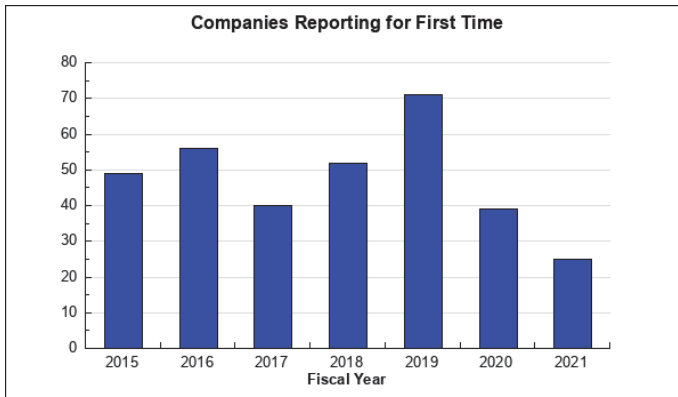
**1. Manage the investment of state funds**



**2. Maintain the state's credit rating and provide capital financing for state agencies**



**3. Manage unclaimed property and reunite with owners**



**Major Component Accomplishments in 2021**

- 22 of the 29 non-retirement funds managed by the Treasury Division met or exceeded the benchmark returns, including record returns of 27.2% for funds managed to a higher risk profile.
- The pension and benefit funds managed by the Treasury also achieved record returns of 27.6%, resulting in an average of 9.38% during its 37-year history.

- Investment staff are continuing to pursue Chartered Financial Analyst (CFA) designations. Increased knowledge will be important as internally managed investments and the oversight of more complex investments grow.
- Developed and implemented a replacement for Alaska’s legacy unclaimed property management system and a customer-facing program website for more efficient processing of claims and holder reports (launched July 12, 2021).
- Stabilized the State’s credit rating outlook with Moody’s and Standard and Poor’s.
- Issued the final \$110.7 million of general obligation authority in a 20-year loan with an interest rate of 1.96%.
- The seamless transition to working remotely because of COVID-19 continued in 2021 with virtually no disruption.

### **Key Component Challenges**

- Attracting and retaining qualified investment officers and professional support staff as recruiting challenges continue to grow due to the competitive advantage within the industry, including salaries, benefits, and performance compensation.
- Cash management will continue to be a challenge. The Department will need to identify the best way to meet appropriations given the mis-match between the rate of revenue collections and the rate of spending, particularly in light of ongoing legislation and fiscal uncertainty. To assist with this issue, HB92, which provides for additional forms of short-term borrowing was presented last year and passed the House in May 2021.
- Maintaining the State of Alaska's credit ratings. Regular communication of state current events and fiscal plans to the rating analysts as well as ensuring analysts' concerns are relayed to state leadership, are key to meeting this challenge.

As of September 30, 2020, the State of Alaska’s General Obligation debt ratings were ‘AA-/A+/Aa3’ from S&P Global Ratings (S&P), Fitch Ratings (Fitch), and Moody’s Investors Service, Inc., respectively. On April 22, 2021, Moody’s Investors Service and on May 3, 2021, S&P revised the outlook on the State’s rating from negative to stable. Fitch maintains a negative outlook on the rating.

- Adapting to change in the payments industry, to include transaction security, payment systems and encryption of personally identifiable information (PII) that is stored by the State to originate or accept electronic payments.
- Achieving compliance with the Payment Card Industry – Data Security Standards (PCI-DSS).
- Managing the State’s \$50 billion assets, including the General Fund, the Constitutional Budget Reserve Fund and pension and benefit funds is more challenging in an environment of increased market volatility, as market participants increasingly react to the U.S. economy including the rising risks of recession and concern that an uncertain economic event may occur.
- Preparing for and managing threats of digital disruption and cyberattacks.

### **Significant Changes in Results to be Delivered in FY2023**

No changes in results delivered.

### **Statutory and Regulatory Authority**

AS 37.10                      Public Finance – Public Funds  
AS 37.15                      Public Finance – Bonding

AS 37.10.220 Duties of the Alaska Retirement Management Board  
AS 43.05.150 Administration of Revenue Laws – Collection of State Money  
AS 43.05.170 Administration of Revenue Laws – Payment of Warrants  
AS 43.05.180 Administration of Revenue Laws – Accounting for State Funds  
AS 44.25.020 Department of Revenue – Duties of Department

Contact Information
<p><b>Contact:</b> Eric DeMoulin, Director, Administrative Services <b>Phone:</b> (907) 465-1009 <b>E-mail:</b> eric.demoulin@alaska.gov</p>

Treasury Division Personal Services Information				
Authorized Positions			Personal Services Costs	
	<u>FY2022</u> <u>Management</u> <u>Plan</u>	<u>FY2023</u> <u>Governor</u>		
Full-time	41	41	Annual Salaries	6,011,729
Part-time	0	0	COLA	4,887
Nonpermanent	0	0	Premium Pay	0
			Annual Benefits	2,955,670
			<i>Less 3.58% Vacancy Factor</i>	<i>(321,070)</i>
			Lump Sum Premium Pay	5,184
<b>Totals</b>	<b>41</b>	<b>41</b>	<b>Total Personal Services</b>	<b>8,656,400</b>

Position Classification Summary					
Job Class Title	Anchorage	Fairbanks	Juneau	Others	Total
Accountant 2	0	0	1	0	1
Accountant 3	0	0	2	0	2
Accountant 4	0	0	5	0	5
Accountant 5	0	0	1	0	1
Accounting Technician 3	0	0	1	0	1
Administrative Assistant 1	0	0	1	0	1
Administrative Officer 2	0	0	1	0	1
Office Assistant 2	0	0	1	0	1
Operations Research Analyst	0	0	1	0	1
State Comptroller	0	0	1	0	1
State Investment Officer	0	0	25	0	25
Systems Programmer 2	0	0	1	0	1
<b>Totals</b>	<b>0</b>	<b>0</b>	<b>41</b>	<b>0</b>	<b>41</b>

**Component Detail All Funds**  
**Department of Revenue**

**Component:** Treasury Division (121)  
**RDU:** Taxation and Treasury (510)

Non-Formula Component

	FY2021 Actuals	FY2022 Conference Committee	FY2022 Authorized	FY2022 Management Plan	FY2023 Governor	FY2022 Management Plan vs FY2023 Governor	
71000 Personal Services	7,011.2	8,041.3	8,041.3	8,745.3	8,656.4	-88.9	-1.0%
72000 Travel	1.0	15.3	15.3	18.6	18.6	0.0	0.0%
73000 Services	1,407.6	2,227.6	2,227.6	1,520.3	2,574.3	1,054.0	69.3%
74000 Commodities	80.9	39.8	39.8	39.8	39.8	0.0	0.0%
75000 Capital Outlay	0.0	0.0	0.0	0.0	0.0	0.0	0.0%
77000 Grants, Benefits	0.0	0.0	0.0	0.0	0.0	0.0	0.0%
78000 Miscellaneous	0.0	0.0	0.0	0.0	0.0	0.0	0.0%
<b>Totals</b>	<b>8,500.7</b>	<b>10,324.0</b>	<b>10,324.0</b>	<b>10,324.0</b>	<b>11,289.1</b>	<b>965.1</b>	<b>9.3%</b>
<b>Fund Sources:</b>							
1004 Gen Fund (UGF)	2,666.8	1,133.7	1,773.5	1,773.5	2,018.3	244.8	13.8%
1007 I/A Rcpts (Other)	5,174.4	6,897.3	6,897.3	6,897.3	6,914.1	16.8	0.2%
1017 Ben Sys (Other)	160.3	170.4	170.4	170.4	167.5	-2.9	-1.7%
1027 Int Airprt (Other)	38.6	136.6	136.6	136.6	195.2	58.6	42.9%
1066 Pub School (Other)	182.0	639.8	0.0	0.0	844.8	844.8	100.0%
1169 PCE Endow (DGF)	278.6	1,029.8	1,029.8	1,029.8	1,149.2	119.4	11.6%
1226 High Ed (DGF)	0.0	316.4	316.4	316.4	0.0	-316.4	-100.0%
<b>Unrestricted General (UGF)</b>	<b>2,666.8</b>	<b>1,133.7</b>	<b>1,773.5</b>	<b>1,773.5</b>	<b>2,018.3</b>	<b>244.8</b>	<b>13.8%</b>
<b>Designated General (DGF)</b>	<b>278.6</b>	<b>1,346.2</b>	<b>1,346.2</b>	<b>1,346.2</b>	<b>1,149.2</b>	<b>-197.0</b>	<b>-14.6%</b>
<b>Other Funds</b>	<b>5,555.3</b>	<b>7,844.1</b>	<b>7,204.3</b>	<b>7,204.3</b>	<b>8,121.6</b>	<b>917.3</b>	<b>12.7%</b>
<b>Federal Funds</b>	<b>0.0</b>	<b>0.0</b>	<b>0.0</b>	<b>0.0</b>	<b>0.0</b>	<b>0.0</b>	<b>0.0%</b>
<b>Positions:</b>							
Permanent Full Time	40	40	40	41	41	0	0.0%
Permanent Part Time	0	0	0	0	0	0	0.0%
Non Permanent	0	0	0	0	0	0	0.0%

**Change Record Detail - Multiple Scenarios with Descriptions**  
**Department of Revenue**

**Component:** Treasury Division (121)  
**RDU:** Taxation and Treasury (510)

Scenario/Change Record Title	Trans Type	Totals	Personal Services	Travel	Services	Commodities	Capital Outlay	Grants, Benefits	Miscellaneous	Positions		NP
										PFT	PPT	
<b>***** Changes From FY2022 Conference Committee To FY2022 Authorized *****</b>												
<b>FY2022 Conference Committee</b>												
	ConfCom	10,324.0	8,041.3	15.3	2,227.6	39.8	0.0	0.0	0.0	40	0	0
1004 Gen Fund		1,133.7										
1007 I/A Rcpts		6,897.3										
1017 Ben Sys		170.4										
1027 Int Airprt		136.6										
1066 Pub School		639.8										
1169 PCE Endow		1,029.8										
1226 High Ed		316.4										
<b>Remove Over-Appropriation from Public School Trust Fund Sec1 Ch1 SSSLA2021 P32 L3 (HB69)</b>												
	Veto	-639.8	-169.6	-3.4	-457.4	-9.4	0.0	0.0	0.0	0	0	0
1066 Pub School		-639.8										
Adjustment to resolve an over-appropriation to the Public School Trust Fund in excess of the 5% draw allowed by statute.												
<b>Backfill Over-Appropriation from Public School Trust Fund Sec1 Ch1 TSSLA2021 P3 L18 (HB3003)</b>												
	IncOTI	639.8	169.6	3.4	457.4	9.4	0.0	0.0	0.0	0	0	0
1004 Gen Fund		639.8										
Replace over-appropriation to the Public School Trust Fund in excess of the 5% draw allowed by statute.												
<b>Subtotal</b>		<b>10,324.0</b>	<b>8,041.3</b>	<b>15.3</b>	<b>2,227.6</b>	<b>39.8</b>	<b>0.0</b>	<b>0.0</b>	<b>0.0</b>	<b>40</b>	<b>0</b>	<b>0</b>
<b>***** Changes From FY2022 Authorized To FY2022 Management Plan *****</b>												
<b>Add Systems Programmer II (04-5053) for Operations Support</b>												
	PosAdj	0.0	0.0	0.0	0.0	0.0	0.0	0.0	0.0	1	0	0
Add a full-time Systems Programmer II (04-5053), range 22, located in Juneau. The Treasury Division has grown in a direction towards efficiency and accuracy by utilizing new technology. This position aids the Treasury Division by streamlining and automating information flows and providing valuable data.												
<b>Align Authority with Anticipated Expenditures</b>												
	LIT	0.0	704.0	3.3	-707.3	0.0	0.0	0.0	0.0	0	0	0
Transfer authority from services to personal services and travel for anticipated costs associated with the new Systems Programmer II (04-5053) position and salary increases for exempt staff. The remaining services authority is sufficient to cover anticipated expenditures.												
<b>Subtotal</b>		<b>10,324.0</b>	<b>8,745.3</b>	<b>18.6</b>	<b>1,520.3</b>	<b>39.8</b>	<b>0.0</b>	<b>0.0</b>	<b>0.0</b>	<b>41</b>	<b>0</b>	<b>0</b>
<b>***** Changes From FY2022 Management Plan To FY2023 Governor *****</b>												

**Change Record Detail - Multiple Scenarios with Descriptions**  
**Department of Revenue**

**Component:** Treasury Division (121)  
**RDU:** Taxation and Treasury (510)

Scenario/Change Record Title	Trans Type	Totals	Personal Services	Travel	Services	Commodities	Capital Outlay	Grants, Benefits	Miscellaneous	Positions		NP
										PFT	PPT	
<b>Reverse Backfill Over-Appropriation from Public School Trust Fund Sec1 Ch1 TSSLA2021 P3 L18 (HB3003)</b>												
1004 Gen Fund	OTI	-639.8	-169.6	-3.4	-457.4	-9.4	0.0	0.0	0.0	0	0	0
Reverse one-time funding mechanism from FY2022.												
<b>FY2023 Salary and Benefit Adjustments</b>												
1004 Gen Fund	SalAdj	5.0	5.0	0.0	0.0	0.0	0.0	0.0	0.0	0	0	0
1007 I/A Rcpts		4.1										
1169 PCE Endow		0.2										
1226 High Ed		0.1										
Includes: FY2023 Supervisory Unit 1% COLA: \$5.0												
<b>FY2023 Executive Health Insurance, SBS, and Risk Management Rate Changes</b>												
1004 Gen Fund	SalAdj	38.1	38.1	0.0	0.0	0.0	0.0	0.0	0.0	0	0	0
1007 I/A Rcpts		28.9										
1017 Ben Sys		0.5										
1027 Int Airprt		0.4										
1169 PCE Endow		2.8										
1226 High Ed		0.9										
FY2023 Change Partially Exempt & Exempt Executive (EE) - Health Insurance from \$1,555 to \$1,685; SBS and Risk Management Rates: \$38.1												
<b>FY2023 General Government Unit SBS and Risk Management Rate Changes</b>												
1004 Gen Fund	SalAdj	-1.0	-1.0	0.0	0.0	0.0	0.0	0.0	0.0	0	0	0
1007 I/A Rcpts		-0.7										
1169 PCE Endow		-0.1										
FY2023 Change General Government Unit (GG, GP, GY, GZ) - SBS, and Risk Management Rates: \$-1.0												
<b>FY2023 Supervisory Employees Health Insurance, SBS, and Risk Management Rate Changes</b>												
1004 Gen Fund	SalAdj	5.7	5.7	0.0	0.0	0.0	0.0	0.0	0.0	0	0	0
1007 I/A Rcpts		4.5										
1169 PCE Endow		0.3										
1226 High Ed		0.1										
FY2023 Change Supervisory Employees (SS) - Health Insurance from \$1,555 to \$1,685; SBS and Risk Management Rates: \$5.7												



**Change Record Detail - Multiple Scenarios with Descriptions**  
**Department of Revenue**

**Component:** Treasury Division (121)  
**RDU:** Taxation and Treasury (510)

Scenario/Change Record Title	Trans Type	Totals	Personal Services	Travel	Services	Commodities	Capital Outlay	Grants, Benefits	Miscellaneous	Positions		NP
										PFT	PPT	
<b>FY2023 PERS Actuarial Rate Adjustment to 24.79% Ch9 SLA2021 (SB55)</b>												
	SalAdj	-303.1	-303.1	0.0	0.0	0.0	0.0	0.0	0.0	0	0	0
1004 Gen Fund		-38.8										
1007 I/A Rcpts		-231.3										
1017 Ben Sys		-3.4										
1027 Int Airprt		-2.7										
1169 PCE Endow		-20.6										
1226 High Ed		-6.3										

Includes: FY2023 Adjustment for PERS ARM Board Approved Rate of 24.79% (from 30.11%): \$-303.1

**Exempt Salary Increase**

	Inc	870.4	870.4	0.0	0.0	0.0	0.0	0.0	0.0	0	0	0
1004 Gen Fund		174.1										
1007 I/A Rcpts		696.3										

The Treasury Division manages \$50 billion on behalf of State entities in investments, cash, debt, and other services. The Division's work is mission critical, and the benefits are realized in the form of excess returns, external cost savings, and error prevention. The Division currently has significant retention and recruitment risks, and the compensation plan is a systematic way to begin to address this issue. The increase is based on an ongoing peer compensation review that has been in place for years. Increases are for salaries only (bonuses are not contemplated) of exempt staff who have not seen increases in 2-3 years.

The Alaska Retirement Management Board (ARMB) returns have been in the top-third of peer performance and have exceeded benchmarks net of all fees, over most time periods.

This adjustment and the adoption of an annual compensation plan will significantly aid in retention, recruitment, and staff motivation in a competitive labor market. It will also move staff salaries from the 24th percentile to the 36th percentile, making progress toward median per compensation.

**Investment Management Resources**

	Inc	250.0	0.0	0.0	250.0	0.0	0.0	0.0	0.0	0	0	0
1004 Gen Fund		50.0										
1007 I/A Rcpts		200.0										

Investment tools including Bloomberg API, RECON Function, and Stock Exchange Daily Official List (SEDOL) increase staff efficiency by decreasing manual, remedial tasks for accessing online investment data. This allows staff to focus on achieving high investment returns. These are common investment management tools used throughout the industry.

Historically, to save on costs, programmers have built custom work-around interfaces that serve the purpose of pulling raw data out of Bloomberg and transferring it into a usable format for analysis. These interfaces are very brittle and have crashed on multiple occasions. It takes significant programmer time to maintain these interfaces. Should these interfaces crash on a particularly volatile trading day, it very well could cost millions in foregone investment earnings and as such this should be viewed as a risk mitigation effort.

**Change Record Detail - Multiple Scenarios with Descriptions**  
**Department of Revenue**

**Component:** Treasury Division (121)  
**RDU:** Taxation and Treasury (510)

Scenario/Change Record Title	Trans Type	Totals	Personal Services	Travel	Services	Commodities	Capital Outlay	Grants, Benefits	Miscellaneous	Positions		NP
										PFT	PPT	
<b>Payment Card Industry (PCI) Compliance</b>												
	Inc	100.0	0.0	0.0	100.0	0.0	0.0	0.0	0.0	0	0	0
1004 Gen Fund		100.0										
Payment Card Industry (PCI) compliance is required to stop fees being charged to agencies and to ensure that public data is secure. The Treasury Division has an agreement with the Office of Information Technology (OIT) to reimburse it for remediation efforts done by Structured Communication Systems, Inc. (partner of Alaska Communications) needed in response to a previously performed gap analysis.												
<b>Restore Public School Trust Fund Authority</b>												
	Inc	639.8	169.6	3.4	457.4	9.4	0.0	0.0	0.0	0	0	0
1066 Pub School		639.8										
Restore use of the Public School Trust Fund for management of invested balance.												
<b>Allocate Investment Fund Authority Based on 10 Basis Points</b>												
	FndChg	0.0	0.0	0.0	0.0	0.0	0.0	0.0	0.0	0	0	0
1004 Gen Fund		-402.7										
1027 Int Airprt		60.9										
1066 Pub School		205.0										
1169 PCE Endow		136.8										
The Treasury Division began billing 10 basis points to each of the largest endowments that they manage beginning in the FY2022 budget. Those amounts are adjusted for FY2023 based on increasing fund values in the past fiscal year.												
<b>Replace Authority Unavailable due to Alaska Constitution Article IX Section 17(d)</b>												
	FndChg	0.0	0.0	0.0	0.0	0.0	0.0	0.0	0.0	0	0	0
1004 Gen Fund		311.2										
1226 High Ed		-311.2										
The enactment of Article IX, Section 17(d) of the Alaska Constitution transferred available balances of funds used by this appropriation to the Constitutional Budget Reserve Fund (CBR); a process commonly referred to as the "CBR sweep". Budget authority that cannot be satisfied with projected fiscal year 2023 revenue collections are replaced with unrestricted general funds to ensure continuity of service.												
<b>Replace Retirement Trust Funds Supporting Cash Management</b>												
	FndChg	0.0	0.0	0.0	0.0	0.0	0.0	0.0	0.0	0	0	0
1004 Gen Fund		685.0										
1007 I/A Rcpts		-685.0										
The Treasury Division is funded with a variety of funding sources including retirement trust funds and other State funds. As part of its cost allocation plan, the Division analyzes the level of effort provided to each of these funds on an ongoing basis. It is vital that the State only charge the retirement trusts for the actual level of effort performed on the behalf of those funds. Otherwise, the State may be at risk of violating trust principles. It has been noted that through the cost allocation plan, the cash management function, which largely benefits the agencies and not the retirement trust funds, has billed a majority of its costs to the												

**Change Record Detail - Multiple Scenarios with Descriptions**  
**Department of Revenue**

**Component:** Treasury Division (121)  
**RDU:** Taxation and Treasury (510)

Scenario/Change Record Title	Trans Type	Totals	Personal Services	Travel	Services	Commodities	Capital Outlay	Grants, Benefits	Miscellaneous	Positions		NP
										PFT	PPT	
retirement funds. This fund change reverses that practice and reduces future unrestricted general fund retirement contributions because of the reduced spending from the retirement trusts for cash management.												
<b>Align Authority with Anticipated Expenditures</b>	LIT	0.0	-704.0	0.0	704.0	0.0	0.0	0.0	0.0	0	0	0
Transfer authority from personal services to services for anticipated expenditures. The remaining personal services authority is sufficient to cover anticipated expenditures.												
<b>Totals</b>		<b>11,289.1</b>	<b>8,656.4</b>	<b>18.6</b>	<b>2,574.3</b>	<b>39.8</b>	<b>0.0</b>	<b>0.0</b>	<b>0.0</b>	<b>41</b>	<b>0</b>	<b>0</b>

**Line Item Detail (1676)**  
**Department of Revenue**  
**Travel**

**Component:** Treasury Division (121)

Line Number	Line Name		FY2021 Actuals	FY2022 Management Plan	FY2023 Governor
2000	Travel		1.0	18.6	18.6
Object Class	Servicing Agency	Explanation	FY2021 Actuals	FY2022 Management Plan	FY2023 Governor
<b>2000 Travel Detail Totals</b>			<b>1.0</b>	<b>18.6</b>	<b>18.6</b>
2000	In-State Employee Travel	Airfare, lodging, surface transportation, reimbursable travel costs, meals and incidentals	1.0	3.6	3.6
2002	Out of State Employee Travel	Airfare, lodging, surface transportation, reimbursable travel costs, meals and incidentals	0.0	15.0	15.0

**Line Item Detail (1676)**  
**Department of Revenue**  
**Services**

**Component:** Treasury Division (121)

<b>Line Number</b>	<b>Line Name</b>		<b>FY2021 Actuals</b>	<b>FY2022 Management Plan</b>	<b>FY2023 Governor</b>
3000	Services		1,407.6	1,520.3	2,574.3
<b>Object Class</b>	<b>Servicing Agency</b>	<b>Explanation</b>	<b>FY2021 Actuals</b>	<b>FY2022 Management Plan</b>	<b>FY2023 Governor</b>
<b>3000 Services Detail Totals</b>			<b>1,407.6</b>	<b>1,520.3</b>	<b>2,574.3</b>
3000	Education Services	Training, educational conferences, agency memberships, tuition, books and fees for work-related courses	0.4	10.0	10.0
3001	Financial Services	Accounting, auditing, and management/consulting services	284.1	755.0	1,034.6
3003	Information Technology	IT training, consulting, software licensing, software maintenance, and IT equipment leases	348.7	468.5	505.5
3004	Telecommunications	Local, long distance, cellular, television, data/network telecommunications equipment charges	1.5	1.0	14.4
3006	Delivery Services	Freight, courier services, and postage	0.0	0.2	0.5
3007	Advertising and Promotions	Legal notices for regulations and public hearings	0.4	0.5	8.4
3008	Utilities	Records and confidential material disposal	0.0	4.0	4.0
3009	Structure/Infrastructure/Land	Infrastructure maintenance and repairs, rentals, and leases	0.7	0.7	40.0
3010	Equipment/Machinery	Office furniture and equipment repairs, maintenance, rentals and leases	0.6	6.3	6.3
3011	Other Services	Professional management and consulting services; printing and copying services	233.0	16.0	16.0

**Line Item Detail (1676)**  
**Department of Revenue**  
**Services**

**Component:** Treasury Division (121)

Object Class	Servicing Agency	Explanation	FY2021 Actuals	FY2022 Management Plan	FY2023 Governor
<b>3000 Services Detail Totals</b>			<b>1,407.6</b>	<b>1,520.3</b>	<b>2,574.3</b>
3017	Inter-Agency Information Technology Non-Telecommunications	Admin - Department-wide Office of Information Technology (OIT) core services	36.0	3.6	133.0
3017	Inter-Agency Information Technology Non-Telecommunications	Admin - Department-wide OIT Licensing (SQL Rates)	4.0	3.6	33.0
3017	Inter-Agency Information Technology Non-Telecommunications	Admin - Department-wide OIT Server Hosting & Storage	2.6	2.6	25.0
3018	Inter-Agency Information Technology Telecommunications	Admin - Department-wide Office of Information Technology (OIT) telecommunications services	4.8	4.8	15.7
3020	Inter-Agency Building Maintenance	Trans - Department-wide Building maintenance performed by the Division of Facilities Services	0.0	1.5	1.5
3021	Inter-Agency Mail	Admin - Department-wide Central mailroom services including pickup and delivery of mail, postage, and mailing of state warrants	0.4	1.0	2.0
3022	Inter-Agency Human Resources	Admin - Department-wide Human resource and payroll services provided by the Division of Personnel	6.1	12.3	12.3
3023	Inter-Agency Building Leases	Trans - Department-wide Cost of space in state-owned facilities and private leases	52.2	37.6	188.0
3024	Inter-Agency Legal	Law - Department-wide State Bond Committee Support	25.0	56.0	281.0
3026	Inter-Agency Insurance	Admin - Department-wide Risk Management	0.4	17.0	17.0
3027	Inter-Agency Financial	Admin - Department-wide Division of Finance chargeback for IRIS FIN, HRM, and ALDER	16.9	20.0	20.0
3028	Inter-Agency Americans with Disabilities Act Compliance	Admin - Department-wide ADA compliance	0.1	0.4	0.4
3029	Inter-Agency Education/Training	Admin - Department-wide Training provided by state agencies – Shared Services of Alaska and Division of Finance training for procurement and ALDER reporting	0.0	1.0	1.0
3031	Inter-Agency Construction	Trans - Department-wide Construction work provided by the Division of Facilities Services	0.0	0.7	0.7
3038	Inter-Agency	Admin - Department-wide Investment auditing and consulting	24.0	24.0	24.0

**Line Item Detail (1676)**  
**Department of Revenue**  
**Services**

**Component:** Treasury Division (121)

<b>Object Class</b>	<b>Servicing Agency</b>	<b>Explanation</b>	<b>FY2021 Actuals</b>	<b>FY2022 Management Plan</b>	<b>FY2023 Governor</b>
<b>3000 Services Detail Totals</b>			<b>1,407.6</b>	<b>1,520.3</b>	<b>2,574.3</b>
	Management/Consulting	services provided by Retirement & Benefits			
3038	Inter-Agency Management/Consulting	Rev - Administrative Services (125) Support services provided by the Administrative Services Division, including IT, fiscal, budget, contract management, procurement, and legislative support	42.0	42.0	150.0
3038	Inter-Agency Management/Consulting	Rev - Commissioner's Office (123) Support services provided by the Commissioner's Office	323.7	30.0	30.0

**Line Item Detail (1676)**  
**Department of Revenue**  
**Commodities**

**Component:** Treasury Division (121)

<b>Line Number</b>	<b>Line Name</b>		<b>FY2021 Actuals</b>	<b>FY2022 Management Plan</b>	<b>FY2023 Governor</b>
4000	Commodities		80.9	39.8	39.8
<b>Object Class</b>	<b>Servicing Agency</b>	<b>Explanation</b>	<b>FY2021 Actuals</b>	<b>FY2022 Management Plan</b>	<b>FY2023 Governor</b>
<b>4000 Commodities Detail Totals</b>			<b>80.9</b>	<b>39.8</b>	<b>39.8</b>
4000	Business	Business supplies including book and educational equipment and furniture; office supplies; desktop computers, printers and IT equipment less than \$5,000 per item; and subscriptions including electronic access to information	80.8	39.3	39.3
4002	Household/Institutional	Institutional supplies	0.1	0.5	0.5



**Revenue Detail (1681)**  
**Department of Revenue**

**Component:** Treasury Division (121)

Revenue Type (OMB Fund Code) Revenue Source	Component	Comment	FY2021 Actuals	FY2022 Management Plan	FY2023 Governor
<b>5007 I/A Rcpts (1007 I/A Rcpts)</b>			<b>5,180.5</b>	<b>6,897.3</b>	<b>6,914.1</b>
5301 Inter-Agency Receipts	FishGm - Department-wide	Investment management services	52.1	0.0	0.0
5301 Inter-Agency Receipts	Rev - AK Retirement Management Board (2813)	RSA with the Alaska Retirement Management Board for investment management of pension funds	5,101.6	6,897.3	6,914.1
5301 Inter-Agency Receipts	Rev - Mental Health Trust Operations (1423)	Investment management services	17.0	0.0	0.0
5301 Inter-Agency Receipts	Trans - Department-wide	Investment management services	9.8	0.0	0.0

**Inter-Agency Services (1682)**  
**Department of Revenue**

**Component:** Treasury Division (121)

	FY2021 Actuals	FY2022 Management Plan	FY2023 Governor
<b>Component Totals</b>	<b>538.2</b>	<b>258.1</b>	<b>934.6</b>
With Department of Administration	95.3	90.3	283.4
With Department of Transportation/Public Facilities	52.2	39.8	190.2
With Department of Law	25.0	56.0	281.0
With Department of Revenue	365.7	72.0	180.0

Object Class	Servicing Agency	Explanation	FY2021 Actuals	FY2022 Management Plan	FY2023 Governor
3017	Inter-Agency Information Technology Non-Telecommunications	Admin - Department-wide Office of Information Technology (OIT) core services	36.0	3.6	133.0
3017	Inter-Agency Information Technology Non-Telecommunications	Admin - Department-wide OIT Licensing (SQL Rates)	4.0	3.6	33.0
3017	Inter-Agency Information Technology Non-Telecommunications	Admin - Department-wide OIT Server Hosting & Storage	2.6	2.6	25.0
3018	Inter-Agency Information Technology Telecommunications	Admin - Department-wide Office of Information Technology (OIT) telecommunications services	4.8	4.8	15.7
3020	Inter-Agency Building Maintenance	Trans - Department-wide Building maintenance performed by the Division of Facilities Services	0.0	1.5	1.5
3021	Inter-Agency Mail	Admin - Department-wide Central mailroom services including pickup and delivery of mail, postage, and mailing of state warrants	0.4	1.0	2.0
3022	Inter-Agency Human Resources	Admin - Department-wide Human resource and payroll services provided by the Division of Personnel	6.1	12.3	12.3
3023	Inter-Agency Building Leases	Trans - Department-wide Cost of space in state-owned facilities and private leases	52.2	37.6	188.0
3024	Inter-Agency Legal	Law - Department-wide State Bond Committee Support	25.0	56.0	281.0
3026	Inter-Agency Insurance	Admin - Department-wide Risk Management	0.4	17.0	17.0
3027	Inter-Agency Financial	Admin - Department-wide Division of Finance chargeback for IRIS FIN, HRM, and ALDER	16.9	20.0	20.0
3028	Inter-Agency Americans with Disabilities Act Compliance	Admin - Department-wide ADA compliance	0.1	0.4	0.4

**Inter-Agency Services (1682)**  
**Department of Revenue**

**Component:** Treasury Division (121)

<b>Object Class</b>		<b>Servicing Agency</b>	<b>Explanation</b>	<b>FY2021 Actuals</b>	<b>FY2022 Management Plan</b>	<b>FY2023 Governor</b>
3029	Inter-Agency Education/Training	Admin - Department-wide	Training provided by state agencies – Shared Services of Alaska and Division of Finance training for procurement and ALDER reporting	0.0	1.0	1.0
3031	Inter-Agency Construction	Trans - Department-wide	Construction work provided by the Division of Facilities Services	0.0	0.7	0.7
3038	Inter-Agency Management/Consulting	Admin - Department-wide	Investment auditing and consulting services provided by Retirement & Benefits	24.0	24.0	24.0
3038	Inter-Agency Management/Consulting	Rev - Administrative Services (125)	Support services provided by the Administrative Services Division, including IT, fiscal, budget, contract management, procurement, and legislative support	42.0	42.0	150.0
3038	Inter-Agency Management/Consulting	Rev - Commissioner's Office (123)	Support services provided by the Commissioner's Office	323.7	30.0	30.0

**Personal Services Expenditure Detail**  
**Department of Revenue**

**Scenario:** FY2023 Governor (18673)  
**Component:** Treasury Division (121)  
**RDU:** Taxation and Treasury (510)

PCN	Job Class Title	Time Status	Retire Code	Barg Unit	Location	Salary Sched	Range / Step	Comp Months	Split / Count	Annual Salaries	COLA	Premium Pay	Annual Benefits	Total Costs	UGF Amount
04-0020	State Investment Officer	FT	A	XE	Juneau	99	22	12.0		193,467	0	0	88,740	282,207	17,215
04-5002	State Comptroller	FT	A	XE	Juneau	N05	27F / J	12.0		132,288	0	0	69,038	201,326	12,885
04-5005	State Investment Officer	FT	A	XE	Juneau	99	24	12.0		264,596	0	0	110,620	375,216	29,417
04-5007	Accountant 5	FT	A	SS	Juneau	205	22C / D	12.0		98,030	1,342	0	56,545	155,917	9,979
04-5008	Accountant 4	FT	A	GP	Juneau	205	20J / K	12.0		95,036	0	0	53,840	148,876	9,528
04-5010	Accountant 4	FT	A	SS	Juneau	205	20J	12.0		96,491	1,321	0	55,977	153,789	54,580
04-5011	State Investment Officer	FT	A	XE	Juneau	99	30	12.0		395,070	0	0	150,754	545,824	21,396
04-5012	State Investment Officer	FT	A	XE	Juneau	99	24	12.0		274,399	0	0	113,635	388,034	12,146
04-5013	State Investment Officer	FT	A	XE	Juneau	99	22	12.0		127,702	0	0	67,347	195,049	69,223
04-5018	Accounting Technician 3	FT	A	GP	Juneau	205	16M	12.0		77,669	0	0	47,433	125,102	44,399
04-5020	Accountant 3	FT	A	SS	Juneau	205	18C / D	12.0		74,956	1,026	0	48,033	124,015	44,013
04-5021	Accountant 2	FT	A	GP	Juneau	205	16G / J	12.0		70,083	0	0	44,635	114,718	40,713
04-5022	Operations Research Analyst	FT	A	GP	Juneau	205	21K / L	6.0	**	52,601	0	0	28,795	81,396	81,396
04-5024	State Investment Officer	FT	A	XE	Juneau	99	22	12.0		249,620	0	0	106,013	355,633	0
04-5025	State Investment Officer	FT	A	XE	Juneau	99	22	6.0	*	98,050	0	0	46,289	144,339	144,339
04-5029	State Investment Officer	FT	A	XE	Juneau	99	24	12.0		207,604	0	0	93,089	300,693	11,787
04-5030	State Investment Officer	FT	A	XE	Juneau	99	24	12.0		265,272	0	0	110,828	376,100	80,297
04-5032	State Investment Officer	FT	A	XE	Juneau	99	22	12.0		189,005	0	0	87,368	276,373	59,006
04-5033	State Investment Officer	FT	A	XE	Juneau	99	20	12.0		116,806	0	0	63,327	180,133	14,122
04-5037	State Investment Officer	FT	A	XE	Juneau	99	20	12.0		173,733	0	0	82,670	256,403	54,742
04-5039	Administrative Assistant 1	FT	A	GP	Juneau	205	12K	12.0		55,010	0	0	39,075	94,085	5,739
04-5040	State Investment Officer	FT	A	XE	Juneau	99	20	12.0		103,031	0	0	58,245	161,276	3,161
04-5042	State Investment Officer	FT	A	XE	Juneau	99	16	12.0		100,104	0	0	57,166	157,270	12,330
04-5043	State Investment Officer	FT	A	XE	Juneau	99	22	12.0		290,652	0	0	118,635	409,287	87,383
04-5044	State Investment Officer	FT	A	XE	Juneau	99	22	12.0		192,153	0	0	88,336	280,489	0
04-5045	Accountant 4	FT	A	GP	Juneau	205	20L	12.0		98,261	0	0	55,030	153,291	9,811
04-5046	Accountant 3	FT	A	GP	Juneau	205	18G	12.0		77,454	0	0	47,354	124,808	7,988
04-5047	Accountant 4	FT	A	GP	Juneau	205	20F / G	12.0		85,967	0	0	50,495	136,462	48,430
04-5049	Accountant 4	FT	A	GP	Juneau	205	20C / D	12.0		80,046	0	0	48,310	128,356	8,215
04-5053	Systems Programmer 2	FT	A	GG	Juneau	205	22A / B	12.0		84,406	0	0	49,919	134,325	26,516
04-8015	Office Assistant 2	FT	A	GP	Juneau	205	10C / D	12.0		40,776	0	0	33,824	74,600	4,551
04-9500	Administrative Officer 2	FT	A	SS	Juneau	205	19F	12.0		87,485	1,198	0	52,654	141,337	8,622
04-X005	State Investment Officer	FT	A	XE	Juneau	99	18	12.0		141,383	0	0	72,393	213,776	16,760
04-X006	State Investment Officer	FT	A	XE	Juneau	99	22	12.0		230,891	0	0	100,252	331,143	25,962
04-X021	State Investment Officer	FT	A	XE	Juneau	99	22	12.0		181,904	0	0	85,184	267,088	52,723
04-X035	State Investment Officer	FT	A	XE	Juneau	99	18	12.0		134,087	0	0	69,702	203,789	0
04-X074	State Investment Officer	FT	A	XE	Juneau	99	22	12.0		175,090	0	0	83,088	258,178	55,121

Note: If a position is split, an asterisk (\*) will appear in the Split/Count column. If the split position is also counted in the component, two asterisks (\*\*) will appear in this column.  
 [No valid job title] appearing in the Job Class Title indicates that the PCN has an invalid class code or invalid range for the class code effective date of this scenario.

**Personal Services Expenditure Detail**  
**Department of Revenue**

**Scenario:** FY2023 Governor (18673)  
**Component:** Treasury Division (121)  
**RDU:** Taxation and Treasury (510)

PCN	Job Class Title	Time Status	Retire Code	Barg Unit	Location	Salary Sched	Range / Step	Comp Months	Split / Count	Annual Salaries	COLA	Premium Pay	Annual Benefits	Total Costs	UGF Amount
04-X075	State Investment Officer	FT	A	XE	Juneau	99	22A	12.0		110,220	0	0	60,897	171,117	33,779
04-X084	State Investment Officer	FT	A	XE	Juneau	99	22	12.0		73,500	0	0	47,351	120,851	42,890
04-X086	State Investment Officer	FT	A	XE	Juneau	99	22	12.0		129,798	0	0	68,120	197,918	39,069
04-X089	State Investment Officer	FT	A	XE	Juneau	99	22	12.0		174,392	0	0	82,873	257,265	0
04-X090	State Investment Officer	FT	A	XE	Juneau	99	22	12.0		112,641	0	0	61,791	174,432	23,531
<b>Total Positions</b>													<b>Total Salary Costs:</b>	6,011,729	
<b>Full Time Positions:</b>													<b>Total COLA:</b>	4,887	
<b>Part Time Positions:</b>													<b>Total Premium Pay:</b>	0	
<b>Non Permanent Positions:</b>													<b>Total Benefits:</b>	2,955,670	
<b>Positions in Component:</b>													<b>Total Pre-Vacancy:</b>	8,972,286	
													<b>Minus Vacancy Adjustment of 3.58%:</b>	(321,070)	
													<b>Total Post-Vacancy:</b>	8,651,216	
<b>Total Component Months:</b> 492.0													<b>Plus Lump Sum Premium Pay:</b>	5,184	
													<b>Personal Services Line 100:</b>	8,656,400	

PCN Funding Sources:	Pre-Vacancy	Post-Vacancy	Percent
1004 General Fund Receipts	1,323,761	1,276,390	14.75%
1007 Interagency Receipts	6,517,713	6,284,479	72.64%
1017 Benefits Systems Receipts	98,185	94,672	1.09%
1027 International Airport Revenue Fund	78,481	75,672	0.87%
1066 Public School Trust Fund	362,336	349,370	4.04%
1169 PCE Endowment Fund	591,810	570,632	6.60%
<b>Total PCN Funding:</b>	<b>8,972,286</b>	<b>8,651,216</b>	<b>100.00%</b>

Lump Sum Funding Sources:	Amount	Percent
1169 General Fund Receipts	731	14.00%
1169 Interagency Receipts	4,231	82.00%
1169 Benefits Systems Receipts	73	1.00%
1169 International Airport Revenue Fund	16	0.00%
1169 PCE Endowment Fund	133	3.00%
<b>Total Lump Sum Funding:</b>	<b>5,184</b>	<b>100.00%</b>

Note: If a position is split, an asterisk (\*) will appear in the Split/Count column. If the split position is also counted in the component, two asterisks (\*\*) will appear in this column. [No valid job title] appearing in the Job Class Title indicates that the PCN has an invalid class code or invalid range for the class code effective date of this scenario.

**Department of Revenue**  
**Treasury Division (121)**  
 RDU: Taxation and Treasury (510)  
 FY2023 Governor's Budget  
 Position Totals: 41 PFT

Commissioner  
 04-0001  
 EX Anchorage

Deputy  
 Commissioner  
 04-5001  
 R28 / PX Anchorage

State Investment  
 Officer  
 04-0020  
 R22 / EX Juneau

**PORTFOLIO  
 MANAGEMENT**

**DEBT  
 MANAGEMENT**

**COMPLIANCE**

State Investment  
 Officer  
 04-5011  
 R30 / EX Juneau

Administrative  
 Assistant I  
 04-5039  
 R12 / CL Juneau

State Investment  
 Officer  
 04-5025  
 R22 / EX Juneau

State Investment  
 Officer  
 04-X005  
 R18 / EX Juneau

Operations Research  
 Analyst  
 04-5022  
 R21 / CL Juneau

State Investment  
 Officer  
 04-5042  
 R16 / EX Juneau

**INVESTMENT  
 OPERATIONS &  
 PERFORMANCE**

**INVESTMENT  
 ACCOUNTING**

**ACCOUNTING &  
 SUPPORT**

**CASH  
 MANAGEMENT**

**ARM BOARD**

State Investment  
 Officer  
 04-X021  
 R22 / EX Juneau

State Investment  
 Officer  
 04-X086  
 R22 / EX Juneau

State Investment  
 Officer  
 04-X075  
 R22 / EX Juneau

Systems Programmer  
 II  
 04-5053  
 R22 / CL Juneau

State Comptroller  
 04-5002  
 R27 / EX Juneau

Accountant V  
 04-5007  
 R22 / CL Juneau

Accountant IV  
 04-5045  
 R20 / CL Juneau

Accountant IV  
 04-5049  
 R20 / CL Juneau

Accountant IV  
 04-5008  
 R20 / CL Juneau

Accountant III  
 04-5046  
 R18 / CL Juneau

Administrative  
 Officer II  
 04-9500  
 R19 / CL Juneau

Office Assistant II  
 04-8015  
 R10 / CL Juneau

State Investment  
 Officer  
 04-X090  
 R22 / EX Juneau

Accountant II  
 04-5021  
 R16 / CL Juneau

State Investment  
 Officer  
 04-5013  
 R22 / EX Juneau

Accountant IV  
 04-5010  
 R20 / CL Juneau

Accountant III  
 04-5020  
 R18 / CL Juneau

Accounting  
 Technician III  
 04-5018  
 R16 / CL Juneau

State Investment  
 Officer  
 04-5040  
 R20 / EX Juneau

Accountant IV  
 04-5047  
 R20 / CL Juneau

State Investment  
 Officer  
 04-5012  
 R24 / EX Juneau

State Investment  
 Officer  
 04-5043  
 R22 / EX Juneau

State Investment  
 Officer  
 04-5030  
 R24 / EX Juneau

State Investment  
 Officer  
 04-5037  
 R20 / EX Juneau

State Investment  
 Officer  
 04-5032  
 R22 / EX Juneau

State Investment  
 Officer  
 04-X074  
 R22 / EX Juneau

State Investment  
 Officer  
 04-X084  
 R22 / EX Juneau

State Investment  
 Officer  
 04-5024  
 R22 / EX Juneau

State Investment  
 Officer  
 04-X006  
 R22 / EX Juneau

State Investment  
 Officer  
 04-5044  
 R22 / EX Juneau

State Investment  
 Officer  
 04-5005  
 R24 / EX Juneau

State Investment  
 Officer  
 04-X089  
 R22 / EX Juneau

State Investment  
 Officer  
 04-X035  
 R18 / EX Juneau

State Investment  
 Officer  
 04-5033  
 R20 / EX Juneau

State Investment  
 Officer  
 04-5029  
 R24 / EX Juneau

# **State of Alaska FY2023 Governor's Operating Budget**

## **Department of Revenue Unclaimed Property Component Budget Summary**

**Component: Unclaimed Property****Contribution to Department's Mission**

The mission of the Unclaimed Property program is to administer Alaska's Uniform Unclaimed Property Act (AS 34.45).

**Core Services**

- Receive and account for unclaimed property in the form of cash, securities, and safe deposit boxes from companies, organizations (profit and non-profit) and government agencies throughout the United States in accordance with Alaska's Unclaimed Property Act.
- Provide services to reunite owners, heirs or legal representatives with their unclaimed property.
- Determine entitlement by analyzing statutes, court orders, legal cases, and reviewing evidence.
- Promote unclaimed property reporting.
- Account for and post liability accruals such as; mergers, splits, dividends, security proceeds and interest.

**Major Component Accomplishments in 2021**

- Developed and implemented a replacement for Alaska's legacy unclaimed property management system and a customer-facing program website for more efficient processing of claims and holder reports (launched July 12, 2021).
- Transferred \$17 million into the state general fund for FY2020 collections in excess of refunds.
- Returned approximately \$5.9 million to current or former Alaska owners and businesses.
- Liquidated more than \$4.3 million of securities held at the custodian.

**Key Component Challenges**

- Continuing to decrease the claims backlog.
- Maintaining the current claims support system that is aging and inefficient while implementing the project to transition to the replacement unclaimed property management system.
- Alignment of unclaimed property practices with banking and business transactions utilizing electronic deposits, payments, and debit cards for credit balances, payroll, and social services programs.
- Moving towards paperless environment, via secure online reporting and remit payment portal.
- Ability to determine and validate entitlement to unclaimed property accounts given the continued challenge of identifying theft and fraud.

**Significant Changes in Results to be Delivered in FY2023**

Transitioning to a new claim system in FY2022 should streamline the unclaimed property process significantly. The efficiencies realized will allow for the following initiatives:

- Initiate annual holder outreach to educate businesses and increase reporting of unclaimed property to the state, increase of 50 new first-time holders reporting.
- Initiate property owner outreach to proactively reunite property owners with their lost and forgotten property.



- Inventory vault contents in preparation for liquidation effort.

### Statutory and Regulatory Authority

AS 34.45 Alaska's Uniform Unclaimed Property Act

Contact Information
<p><b>Contact:</b> Eric DeMoulin, Director, Administrative Services <b>Phone:</b> (907) 465-1009 <b>E-mail:</b> eric.demoulin@alaska.gov</p>

Unclaimed Property Personal Services Information				
Authorized Positions			Personal Services Costs	
	<u>FY2022</u> <u>Management</u> <u>Plan</u>	<u>FY2023</u> <u>Governor</u>		
Full-time	4	4	Annual Salaries	288,635
Part-time	0	0	COLA	2,422
Nonpermanent	0	0	Premium Pay	0
			Annual Benefits	184,802
			<i>Less 2.35% Vacancy Factor</i>	(11,200)
			Lump Sum Premium Pay	1,296
<b>Totals</b>	<b>4</b>	<b>4</b>	<b>Total Personal Services</b>	<b>465,955</b>

Position Classification Summary					
Job Class Title	Anchorage	Fairbanks	Juneau	Others	Total
Accounting Technician 2	0	0	1	0	1
Program Coordinator 2	0	0	1	0	1
Unclaimed Property Agent	0	0	1	0	1
Unclaimed Property Manager	0	0	1	0	1
<b>Totals</b>	<b>0</b>	<b>0</b>	<b>4</b>	<b>0</b>	<b>4</b>

**Component Detail All Funds**  
**Department of Revenue**

**Component:** Unclaimed Property (2938)  
**RDU:** Taxation and Treasury (510)

Non-Formula Component

	FY2021 Actuals	FY2022 Conference Committee	FY2022 Authorized	FY2022 Management Plan	FY2023 Governor	FY2022 Management Plan vs FY2023 Governor	
71000 Personal Services	347.7	493.9	493.9	476.2	466.0	-10.2	-2.1%
72000 Travel	0.0	0.0	0.0	5.4	5.4	0.0	0.0%
73000 Services	107.3	212.7	212.7	225.0	225.0	0.0	0.0%
74000 Commodities	7.4	7.7	7.7	7.7	7.7	0.0	0.0%
75000 Capital Outlay	0.0	0.0	0.0	0.0	0.0	0.0	0.0%
77000 Grants, Benefits	0.0	0.0	0.0	0.0	0.0	0.0	0.0%
78000 Miscellaneous	0.0	0.0	0.0	0.0	0.0	0.0	0.0%
<b>Totals</b>	<b>462.4</b>	<b>714.3</b>	<b>714.3</b>	<b>714.3</b>	<b>704.1</b>	<b>-10.2</b>	<b>-1.4%</b>
<b>Fund Sources:</b>							
1005 GF/Prgm (DGF)	462.4	714.3	714.3	714.3	704.1	-10.2	-1.4%
<b>Unrestricted General (UGF)</b>	<b>0.0</b>	<b>0.0</b>	<b>0.0</b>	<b>0.0</b>	<b>0.0</b>	<b>0.0</b>	<b>0.0%</b>
<b>Designated General (DGF)</b>	<b>462.4</b>	<b>714.3</b>	<b>714.3</b>	<b>714.3</b>	<b>704.1</b>	<b>-10.2</b>	<b>-1.4%</b>
<b>Other Funds</b>	<b>0.0</b>	<b>0.0</b>	<b>0.0</b>	<b>0.0</b>	<b>0.0</b>	<b>0.0</b>	<b>0.0%</b>
<b>Federal Funds</b>	<b>0.0</b>	<b>0.0</b>	<b>0.0</b>	<b>0.0</b>	<b>0.0</b>	<b>0.0</b>	<b>0.0%</b>
<b>Positions:</b>							
Permanent Full Time	4	4	4	4	4	0	0.0%
Permanent Part Time	0	0	0	0	0	0	0.0%
Non Permanent	0	0	0	0	0	0	0.0%

**Change Record Detail - Multiple Scenarios with Descriptions**  
**Department of Revenue**

**Component:** Unclaimed Property (2938)  
**RDU:** Taxation and Treasury (510)

Scenario/Change Record Title	Trans Type	Totals	Personal Services	Travel	Services	Commodities	Capital Outlay	Grants, Benefits	Miscellaneous	Positions		NP
										PFT	PPT	
***** Changes From FY2022 Conference Committee To FY2022 Authorized *****												
<b>FY2022 Conference Committee</b>	ConfCom	714.3	493.9	0.0	212.7	7.7	0.0	0.0	0.0	4	0	0
1005 GF/Prgm		714.3										
<b>Subtotal</b>		<b>714.3</b>	<b>493.9</b>	<b>0.0</b>	<b>212.7</b>	<b>7.7</b>	<b>0.0</b>	<b>0.0</b>	<b>0.0</b>	<b>4</b>	<b>0</b>	<b>0</b>
***** Changes From FY2022 Authorized To FY2022 Management Plan *****												
<b>Align Authority with Anticipated Expenditures</b>	LIT	0.0	-17.7	5.4	12.3	0.0	0.0	0.0	0.0	0	0	0
Transfer authority from personal services to travel and services for anticipated expenditures. The remaining personal services authority is sufficient to cover anticipated expenditures.												
<b>Subtotal</b>		<b>714.3</b>	<b>476.2</b>	<b>5.4</b>	<b>225.0</b>	<b>7.7</b>	<b>0.0</b>	<b>0.0</b>	<b>0.0</b>	<b>4</b>	<b>0</b>	<b>0</b>
***** Changes From FY2022 Management Plan To FY2023 Governor *****												
<b>FY2023 Salary and Benefit Adjustments</b>	SalAdj	2.5	2.5	0.0	0.0	0.0	0.0	0.0	0.0	0	0	0
1005 GF/Prgm		2.5										
Includes: FY2023 Supervisory Unit 1% COLA: \$2.5												
<b>FY2023 PERS Actuarial Rate Adjustment to 24.79% Ch9 SLA2021 (SB55)</b>	SalAdj	-15.5	-15.5	0.0	0.0	0.0	0.0	0.0	0.0	0	0	0
1005 GF/Prgm		-15.5										
Includes: FY2023 Adjustment for PERS ARM Board Approved Rate of 24.79% (from 30.11%): \$-15.5												
<b>FY2023 Supervisory Employees Health Insurance, SBS, and Risk Management Rate Changes</b>	SalAdj	2.9	2.9	0.0	0.0	0.0	0.0	0.0	0.0	0	0	0
1005 GF/Prgm		2.9										
FY2023 Change Supervisory Employees (SS) - Health Insurance from \$1,555 to \$1,685; SBS and Risk Management Rates: \$2.9												
<b>FY2023 General Government Unit SBS and Risk Management Rate Changes</b>	SalAdj	-0.1	-0.1	0.0	0.0	0.0	0.0	0.0	0.0	0	0	0
1005 GF/Prgm		-0.1										
FY2023 Change General Government Unit (GG, GP, GY, GZ) - SBS, and Risk Management Rates: \$-0.1												

**Change Record Detail - Multiple Scenarios with Descriptions**  
**Department of Revenue**

**Component:** Unclaimed Property (2938)  
**RDU:** Taxation and Treasury (510)

Scenario/Change Record Title	Trans Type	Totals	Personal Services	Travel	Services	Commodities	Capital Outlay	Grants, Benefits	Miscellaneous	Positions		
										PFT	PPT	NP
	Totals	704.1	466.0	5.4	225.0	7.7	0.0	0.0	0.0	4	0	0

**Line Item Detail (1676)**  
**Department of Revenue**  
**Travel**

**Component:** Unclaimed Property (2938)

<b>Line Number</b>	<b>Line Name</b>		<b>FY2021 Actuals</b>	<b>FY2022 Management Plan</b>	<b>FY2023 Governor</b>
2000	Travel		0.0	5.4	5.4
<b>Object Class</b>	<b>Servicing Agency</b>	<b>Explanation</b>	<b>FY2021 Actuals</b>	<b>FY2022 Management Plan</b>	<b>FY2023 Governor</b>
<b>2000 Travel Detail Totals</b>			<b>0.0</b>	<b>5.4</b>	<b>5.4</b>
2000	In-State Employee Travel	Airfare, lodging, surface transportation, reimbursable travel costs, meals and incidentals	0.0	5.4	5.4

**Line Item Detail (1676)**  
**Department of Revenue**  
**Services**

**Component:** Unclaimed Property (2938)

<b>Line Number</b>	<b>Line Name</b>		<b>FY2021 Actuals</b>	<b>FY2022 Management Plan</b>	<b>FY2023 Governor</b>
3000	Services		107.3	225.0	225.0
<b>Object Class</b>	<b>Servicing Agency</b>	<b>Explanation</b>	<b>FY2021 Actuals</b>	<b>FY2022 Management Plan</b>	<b>FY2023 Governor</b>
<b>3000 Services Detail Totals</b>			<b>107.3</b>	<b>225.0</b>	<b>225.0</b>
3000	Education Services	Training, educational conferences, agency memberships, tuition, books and fees for work-related courses	2.7	5.0	5.0
3003	Information Technology	IT training, consulting, software licensing, software maintenance, and IT equipment leases	25.1	84.5	84.5
3004	Telecommunications	Local, long distance, cellular, television, data/network telecommunications equipment charges	0.1	0.2	0.2
3006	Delivery Services	Freight, courier services, and postage	0.0	0.5	0.5
3008	Utilities	Records and confidential material disposal	1.1	1.5	1.5
3009	Structure/Infrastructure/Land	Infrastructure maintenance and repairs, rentals, and leases	1.1	13.3	13.3
3010	Equipment/Machinery	Office furniture and equipment repairs, maintenance, rentals and leases	0.7	3.0	3.0
3011	Other Services	Professional management and consulting services; printing and copying services	0.0	3.0	3.0
3017	Inter-Agency Information Technology Non-Telecommunications	Admin - Department-wide Office of Information Technology (OIT) core services	13.6	13.0	13.0
3017	Inter-Agency Information Technology Non-Telecommunications	Admin - Department-wide OIT Licensing (SQL Rates)	14.1	14.1	14.1

**Line Item Detail (1676)**  
**Department of Revenue**  
**Services**

**Component:** Unclaimed Property (2938)

<b>Object Class</b>	<b>Servicing Agency</b>	<b>Explanation</b>	<b>FY2021 Actuals</b>	<b>FY2022 Management Plan</b>	<b>FY2023 Governor</b>	
<b>3000 Services Detail Totals</b>			<b>107.3</b>	<b>225.0</b>	<b>225.0</b>	
3017	Inter-Agency Information Technology Non-Telecommunications	Admin - Department-wide	OIT Server Hosting & Storage	2.8	6.5	6.5
3018	Inter-Agency Information Technology Telecommunications	Admin - Department-wide	Office of Information Technology (OIT) telecommunications services	1.9	6.5	6.5
3021	Inter-Agency Mail	Admin - Department-wide	Central mailroom services including pickup and delivery of mail, postage, and mailing of state warrants	1.3	6.0	6.0
3022	Inter-Agency Human Resources	Admin - Department-wide	Human resource and payroll services provided by the Division of Personnel	2.3	3.5	3.5
3023	Inter-Agency Building Leases	Trans - Department-wide	Cost of space in state-owned facilities and private leases	19.0	21.0	21.0
3026	Inter-Agency Insurance	Admin - Department-wide	Risk Management	0.1	0.1	0.1
3027	Inter-Agency Financial	Admin - Department-wide	Division of Finance chargeback for IRIS FIN, HRM, and ALDER	5.4	14.0	14.0
3028	Inter-Agency Americans with Disabilities Act Compliance	Admin - Department-wide	ADA compliance	0.1	0.1	0.1
3038	Inter-Agency Management/Consulting	Rev - Administrative Services (125)	Support services provided by the Administrative Services Division, including IT, fiscal, budget, contract management, procurement, and legislative support	15.9	24.6	24.6
3038	Inter-Agency Management/Consulting	Rev - Commissioner's Office (123)	Support services provided by the Commissioner's Office	0.0	4.6	4.6



**Line Item Detail (1676)**  
**Department of Revenue**  
**Commodities**

**Component:** Unclaimed Property (2938)

<b>Line Number</b>	<b>Line Name</b>		<b>FY2021 Actuals</b>	<b>FY2022 Management Plan</b>	<b>FY2023 Governor</b>
4000	Commodities		7.4	7.7	7.7
<b>Object Class</b>	<b>Servicing Agency</b>	<b>Explanation</b>	<b>FY2021 Actuals</b>	<b>FY2022 Management Plan</b>	<b>FY2023 Governor</b>
<b>4000 Commodities Detail Totals</b>			<b>7.4</b>	<b>7.7</b>	<b>7.7</b>
4000	Business	Business supplies including book and educational equipment and furniture; office supplies; desktop computers, printers and IT equipment less than \$5,000 per item; and subscriptions including electronic access to information	7.4	7.7	7.7

**Revenue Detail (1681)**  
**Department of Revenue**

**Component:** Unclaimed Property (2938)

Revenue Type (OMB Fund Code) Revenue Source	Component	Comment	FY2021 Actuals	FY2022 Management Plan	FY2023 Governor
<b>5005 GF/Prgm (1005 GF/Prgm)</b>			<b>462.4</b>	<b>714.3</b>	<b>714.3</b>
5120 Program Receipts - Other Revenue		Program receipts are received from the Unclaimed Property Trust to support the operation of the Unclaimed Property Program. All funds received as unclaimed property are deposited into the Unclaimed Property Trust account in the general fund. Amounts received from property holders exceed refunds to owners because not all unclaimed property owners are located. A minimum balance is maintained in the trust account and excess funds are periodically transferred to the general fund. This program was transferred to its own component in FY2010.	462.4	714.3	714.3

**Inter-Agency Services (1682)**  
**Department of Revenue**

**Component:** Unclaimed Property (2938)

				FY2021 Actuals	FY2022 Management Plan	FY2023 Governor
<b>Component Totals</b>				<b>76.5</b>	<b>114.0</b>	<b>114.0</b>
With Department of Administration				41.6	63.8	63.8
With Department of Transportation/Public Facilities				19.0	21.0	21.0
With Department of Revenue				15.9	29.2	29.2
<b>Object Class</b>	<b>Servicing Agency</b>	<b>Explanation</b>		FY2021 Actuals	FY2022 Management Plan	FY2023 Governor
3017	Inter-Agency Information Technology Non-Telecommunications	Admin - Department-wide	Office of Information Technology (OIT) core services	13.6	13.0	13.0
3017	Inter-Agency Information Technology Non-Telecommunications	Admin - Department-wide	OIT Licensing (SQL Rates)	14.1	14.1	14.1
3017	Inter-Agency Information Technology Non-Telecommunications	Admin - Department-wide	OIT Server Hosting & Storage	2.8	6.5	6.5
3018	Inter-Agency Information Technology Telecommunications	Admin - Department-wide	Office of Information Technology (OIT) telecommunications services	1.9	6.5	6.5
3021	Inter-Agency Mail	Admin - Department-wide	Central mailroom services including pickup and delivery of mail, postage, and mailing of state warrants	1.3	6.0	6.0
3022	Inter-Agency Human Resources	Admin - Department-wide	Human resource and payroll services provided by the Division of Personnel	2.3	3.5	3.5
3023	Inter-Agency Building Leases	Trans - Department-wide	Cost of space in state-owned facilities and private leases	19.0	21.0	21.0
3026	Inter-Agency Insurance	Admin - Department-wide	Risk Management	0.1	0.1	0.1
3027	Inter-Agency Financial	Admin - Department-wide	Division of Finance chargeback for IRIS FIN, HRM, and ALDER	5.4	14.0	14.0
3028	Inter-Agency Americans with Disabilities Act Compliance	Admin - Department-wide	ADA compliance	0.1	0.1	0.1
3038	Inter-Agency Management/Consulting	Rev - Administrative Services (125)	Support services provided by the Administrative Services Division, including IT, fiscal, budget, contract management, procurement, and legislative support	15.9	24.6	24.6

**Inter-Agency Services (1682)**  
**Department of Revenue**

**Component:** Unclaimed Property (2938)

<b>Object Class</b>	<b>Servicing Agency</b>	<b>Explanation</b>	<b>FY2021 Actuals</b>	<b>FY2022 Management Plan</b>	<b>FY2023 Governor</b>
3038 Inter-Agency Management/Consulting	Rev - Commissioner's Office (123)	Support services provided by the Commissioner's Office	0.0	4.6	4.6

**Personal Services Expenditure Detail**  
**Department of Revenue**

**Scenario:** FY2023 Governor (18673)  
**Component:** Unclaimed Property (2938)  
**RDU:** Taxation and Treasury (510)

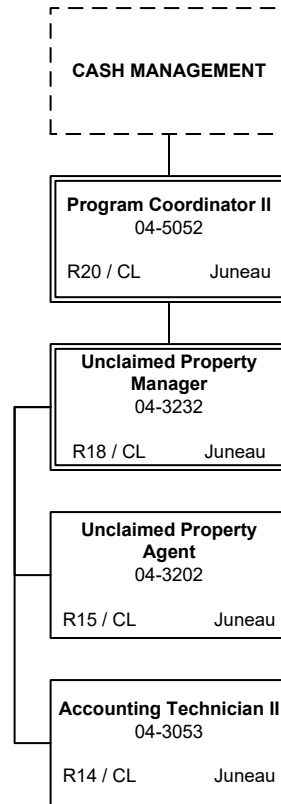
PCN	Job Class Title	Time Status	Retire Code	Barg Unit	Location	Salary Sched	Range / Step	Comp Months	Split / Count	Annual Salaries	COLA	Premium Pay	Annual Benefits	Total Costs	UGF Amount
04-3053	Accounting Technician 2	FT	A	GP	Juneau	205	14C / D	12.0		51,898	0	0	37,926	89,824	0
04-3202	Unclaimed Property Agent	FT	A	GP	Juneau	205	15E / F	12.0		59,811	0	0	40,846	100,657	0
04-3232	Unclaimed Property Manager	FT	A	SS	Juneau	205	18F	12.0		81,827	1,120	0	50,567	133,514	0
04-5052	Program Coordinator 2	FT	A	SS	Juneau	205	20F / J	12.0		95,099	1,302	0	55,463	151,864	0
<b>Total</b>													<b>Total Salary Costs:</b>	288,635	
<b>Positions</b>													<b>Total COLA:</b>	2,422	
<b>New</b>													<b>Total Premium Pay:</b>	0	
<b>Deleted</b>													<b>Total Benefits:</b>	184,802	
<b>Full Time Positions:</b>															
<b>Part Time Positions:</b>															
<b>Non Permanent Positions:</b>															
<b>Positions in Component:</b>															
<b>Total Component Months:</b>													48.0		
													<b>Total Pre-Vacancy:</b>	475,859	
													<b>Minus Vacancy Adjustment of 2.35%:</b>	(11,200)	
													<b>Total Post-Vacancy:</b>	464,659	
													<b>Plus Lump Sum Premium Pay:</b>	1,296	
													<b>Personal Services Line 100:</b>	465,955	

<b>PCN Funding Sources:</b>	<b>Pre-Vacancy</b>	<b>Post-Vacancy</b>	<b>Percent</b>
1005 General Fund/Program Receipts	475,859	464,659	100.00%
<b>Total PCN Funding:</b>	<b>475,859</b>	<b>464,659</b>	<b>100.00%</b>

<b>Lump Sum Funding Sources:</b>	<b>Amount</b>	<b>Percent</b>
1005 General Fund/Program Receipts	1,296	100.00%
<b>Total Lump Sum Funding:</b>	<b>1,296</b>	<b>100.00%</b>

Note: If a position is split, an asterisk (\*) will appear in the Split/Count column. If the split position is also counted in the component, two asterisks (\*\*) will appear in this column. [No valid job title] appearing in the Job Class Title indicates that the PCN has an invalid class code or invalid range for the class code effective date of this scenario.

**Department of Revenue**  
**Unclaimed Property (2938)**  
RDU: Taxation and Treasury (510)  
FY2023 Governor's Budget  
Position Totals: 4 PFT



# **State of Alaska FY2023 Governor's Operating Budget**

## **Department of Revenue Alaska Retirement Management Board Component Budget Summary**

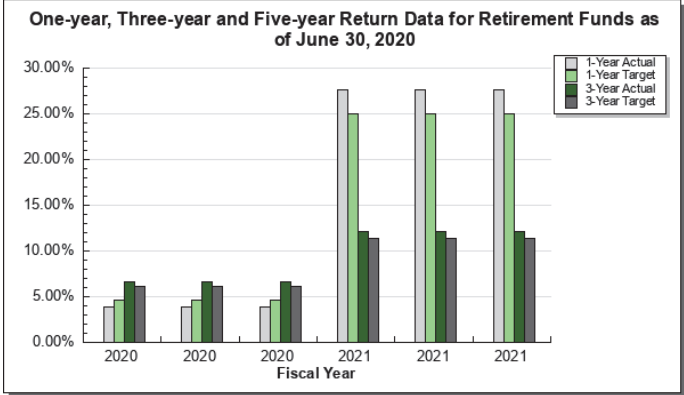
**Component: Alaska Retirement Management Board**

**Contribution to Department's Mission**

The mission of the Alaska Retirement Management Board is to manage the state's retirement and benefit plan funds consistent with prudent investment guidelines and Governmental Accounting Standards Board (GASB) rules.

**Results**

(Additional performance information is available on the web at <https://omb.alaska.gov/results>.)



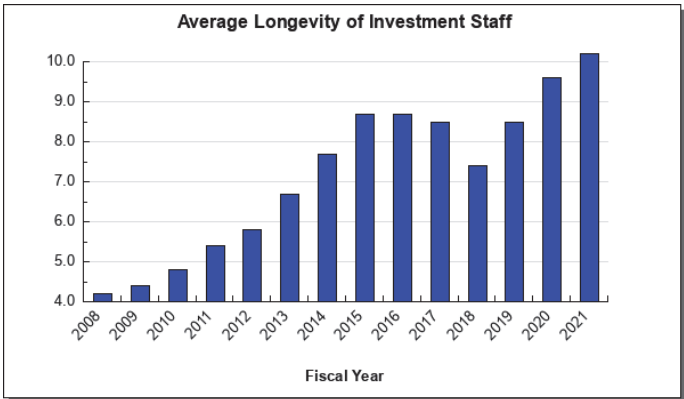
**Core Services**

- Manage the investment of ARMB funds.

**Measures by Core Service**

(Additional performance information is available on the web at <https://omb.alaska.gov/results>.)

**1. Manage the investment of ARMB funds.**



**Major Component Accomplishments in 2021**

- The Public Employees' Retirement System (PERS) and Teachers' Retirement System (TRS) defined benefit plans exceeded 1-year, 3-year and 5-year benchmark performance. FY2021 plans achieved record returns of 27.6%, resulting in an average of 9.38% during the plans 37-year investment history.
- The excellent FY2021 performance of the plans, well above the current actuarial return target of 7.38%, will result in \$93 million lower annual contributions by the State for FY2023. The state will also pay additional



\$88.8 million less in annual contributions for FY2023 as a result of not paying into overfunded PERS and TRS healthcare plans.

- Internal investments capabilities continued to contribute to the overall decrease in management fees paid to external investment managers and equal or better investment performance. Fees in FY2021 were \$67.1 million compared to \$99.5 million in FY2019.
- Efficiencies in approach and use of technology to capture data, perform analysis and report on investments data resulted in the ability to manage \$8 billion more of assets without additional costs.
- Continued to improve ARMB investment options for defined contribution retirement plan participants.
- Aligned the portfolio return objective with the time horizon of liabilities as part of the developing the target asset allocations for the plans.

### Key Component Challenges

- Attracting and retaining qualified investment officers and professional support staff as recruiting challenges continue to grow due to the competitive advantage within the industry, including salaries, benefits, and performance compensation.
- Managing investment risk during times of market volatility.
- Achieving actuarial rate of return or greater over long periods of time.
- Evaluating asset allocation and new investment opportunities for both defined benefit and defined contribution plans.
- Preparing for and managing threats of digital disruption and cyberattacks.

### Significant Changes in Results to be Delivered in FY2023

No changes in results delivered.

### Statutory and Regulatory Authority

AS 37.10.210-390 Alaska Retirement Management Board

Contact Information
<p><b>Contact:</b> Eric DeMoulin, Director, Administrative Services <b>Phone:</b> (907) 465-1009 <b>E-mail:</b> eric.demoulin@alaska.gov</p>

**Component Detail All Funds**  
**Department of Revenue**

**Component:** Alaska Retirement Management Board (2813)  
**RDU:** Taxation and Treasury (510)

Non-Formula Component

	FY2021 Actuals	FY2022 Conference Committee	FY2022 Authorized	FY2022 Management Plan	FY2023 Governor	FY2022 Management Plan vs FY2023 Governor	
71000 Personal Services	33.2	86.2	86.2	86.2	86.2	0.0	0.0%
72000 Travel	14.6	134.1	134.1	134.1	134.1	0.0	0.0%
73000 Services	5,875.5	10,029.2	10,029.2	10,029.2	10,029.2	0.0	0.0%
74000 Commodities	124.9	32.5	32.5	32.5	32.5	0.0	0.0%
75000 Capital Outlay	0.0	0.0	0.0	0.0	0.0	0.0	0.0%
77000 Grants, Benefits	0.0	0.0	0.0	0.0	0.0	0.0	0.0%
78000 Miscellaneous	0.0	0.0	0.0	0.0	0.0	0.0	0.0%
<b>Totals</b>	<b>6,048.2</b>	<b>10,282.0</b>	<b>10,282.0</b>	<b>10,282.0</b>	<b>10,282.0</b>	<b>0.0</b>	<b>0.0%</b>
<b>Fund Sources:</b>							
1017 Ben Sys (Other)	2,846.6	5,333.4	5,333.4	5,333.4	5,333.4	0.0	0.0%
1029 P/E Retire (Other)	2,014.8	3,064.2	3,064.2	3,064.2	3,064.2	0.0	0.0%
1034 Teach Ret (Other)	1,141.6	1,737.9	1,737.9	1,737.9	1,737.9	0.0	0.0%
1042 Jud Retire (Other)	37.2	52.9	52.9	52.9	52.9	0.0	0.0%
1045 Nat Guard (Other)	8.0	93.6	93.6	93.6	93.6	0.0	0.0%
<b>Unrestricted General (UGF)</b>	<b>0.0</b>	<b>0.0</b>	<b>0.0</b>	<b>0.0</b>	<b>0.0</b>	<b>0.0</b>	<b>0.0%</b>
<b>Designated General (DGF)</b>	<b>0.0</b>	<b>0.0</b>	<b>0.0</b>	<b>0.0</b>	<b>0.0</b>	<b>0.0</b>	<b>0.0%</b>
<b>Other Funds</b>	<b>6,048.2</b>	<b>10,282.0</b>	<b>10,282.0</b>	<b>10,282.0</b>	<b>10,282.0</b>	<b>0.0</b>	<b>0.0%</b>
<b>Federal Funds</b>	<b>0.0</b>	<b>0.0</b>	<b>0.0</b>	<b>0.0</b>	<b>0.0</b>	<b>0.0</b>	<b>0.0%</b>
<b>Positions:</b>							
Permanent Full Time	0	0	0	0	0	0	0.0%
Permanent Part Time	0	0	0	0	0	0	0.0%
Non Permanent	0	0	0	0	0	0	0.0%

**Change Record Detail - Multiple Scenarios with Descriptions**  
**Department of Revenue**

**Component:** Alaska Retirement Management Board (2813)  
**RDU:** Taxation and Treasury (510)

Scenario/Change Record Title	Trans Type	Totals	Personal Services	Travel	Services	Commodities	Capital Outlay	Grants, Benefits	Miscellaneous	Positions		NP
										PFT	PPT	
***** Changes From FY2022 Conference Committee To FY2022 Authorized *****												
<b>FY2022 Conference Committee</b>												
ConfCom		10,282.0	86.2	134.1	10,029.2	32.5	0.0	0.0	0.0	0	0	0
1017 Ben Sys		5,333.4										
1029 P/E Retire		3,064.2										
1034 Teach Ret		1,737.9										
1042 Jud Retire		52.9										
1045 Nat Guard		93.6										
<b>Subtotal</b>		<b>10,282.0</b>	<b>86.2</b>	<b>134.1</b>	<b>10,029.2</b>	<b>32.5</b>	<b>0.0</b>	<b>0.0</b>	<b>0.0</b>	<b>0</b>	<b>0</b>	<b>0</b>
***** Changes From FY2022 Management Plan To FY2023 Governor *****												
<b>Totals</b>		<b>10,282.0</b>	<b>86.2</b>	<b>134.1</b>	<b>10,029.2</b>	<b>32.5</b>	<b>0.0</b>	<b>0.0</b>	<b>0.0</b>	<b>0</b>	<b>0</b>	<b>0</b>

**Line Item Detail (1676)**  
**Department of Revenue**  
**Travel**

**Component:** Alaska Retirement Management Board (2813)

<b>Line Number</b>	<b>Line Name</b>		<b>FY2021 Actuals</b>	<b>FY2022 Management Plan</b>	<b>FY2023 Governor</b>
2000	Travel		14.6	134.1	134.1
<b>Object Class</b>	<b>Servicing Agency</b>	<b>Explanation</b>	<b>FY2021 Actuals</b>	<b>FY2022 Management Plan</b>	<b>FY2023 Governor</b>
<b>2000 Travel Detail Totals</b>			<b>14.6</b>	<b>134.1</b>	<b>134.1</b>
2000	In-State Employee Travel	Airfare, lodging, surface transportation, reimbursable travel costs, meals and incidentals	11.1	31.2	31.2
2001	In-State Non-Employee Travel	Airfare, lodging, surface transportation, reimbursable travel costs, meals and incidentals	1.6	12.7	12.7
2002	Out of State Employee Travel	Airfare, lodging, surface transportation, reimbursable travel costs, meals and incidentals	1.9	67.5	67.5
2003	Out of State Non-Employee Travel	Airfare, lodging, surface transportation, reimbursable travel costs, meals and incidentals	0.0	22.1	22.1
2005	Moving Costs	Employee moving costs	0.0	0.6	0.6

**Line Item Detail (1676)**  
**Department of Revenue**  
**Services**

**Component:** Alaska Retirement Management Board (2813)

<b>Line Number</b>	<b>Line Name</b>		<b>FY2021 Actuals</b>	<b>FY2022 Management Plan</b>	<b>FY2023 Governor</b>
3000	Services		5,875.5	10,029.2	10,029.2
<b>Object Class</b>	<b>Servicing Agency</b>	<b>Explanation</b>	<b>FY2021 Actuals</b>	<b>FY2022 Management Plan</b>	<b>FY2023 Governor</b>
<b>3000 Services Detail Totals</b>			<b>5,875.5</b>	<b>10,029.2</b>	<b>10,029.2</b>
3000	Education Services	Training, educational conferences, agency memberships, tuition, books and fees for work-related courses	11.5	26.0	26.0
3001	Financial Services	Accounting, auditing, and management/consulting services	276.7	745.9	745.9
3002	Legal and Judicial Services	Transcription services	61.0	70.0	70.0
3003	Information Technology	IT training, consulting, software licensing, software maintenance, and IT equipment leases	1,132.8	1,132.8	1,132.8
3004	Telecommunications	Local, long distance, cellular, television, data/network telecommunications equipment charges	10.2	31.0	31.0
3006	Delivery Services	Freight, courier services, and postage	0.6	3.5	3.5
3007	Advertising and Promotions	Legal notices for regulations and public hearings	2.2	1.8	1.8
3008	Utilities	Records and confidential material disposal	0.0	1.2	1.2
3009	Structure/Infrastructure/Land	Infrastructure maintenance and repairs, rentals, and leases	5.1	11.0	11.0
3010	Equipment/Machinery	Office furniture and equipment repairs, maintenance, rentals and leases	2.4	26.5	26.5
3011	Other Services	Professional management and consulting services; printing and	0.2	2.2	2.2

**Line Item Detail (1676)**  
**Department of Revenue**  
**Services**

**Component:** Alaska Retirement Management Board (2813)

Object Class		Servicing Agency	Explanation	FY2021 Actuals	FY2022 Management Plan	FY2023 Governor
			<b>3000 Services Detail Totals</b>	<b>5,875.5</b>	<b>10,029.2</b>	<b>10,029.2</b>
			copying services			
3017	Inter-Agency Information Technology Non-Telecommunications	Admin - Department-wide	Office of Information Technology (OIT) core services	99.9	15.0	15.0
3017	Inter-Agency Information Technology Non-Telecommunications	Admin - Department-wide	OIT Licensing (SQL Rates)	16.5	16.5	16.5
3017	Inter-Agency Information Technology Non-Telecommunications	Admin - Department-wide	OIT Server Hosting & Storage	19.3	19.3	19.3
3018	Inter-Agency Information Technology Telecommunications	Admin - Department-wide	Office of Information Technology (OIT) telecommunications services	12.9	17.0	17.0
3020	Inter-Agency Building Maintenance	Trans - Department-wide	Building maintenance performed by the Division of Facilities Services	0.0	3.0	3.0
3021	Inter-Agency Mail	Admin - Department-wide	Central mailroom services including pickup and delivery of mail, postage, and mailing of state warrants	1.0	1.5	1.5
3022	Inter-Agency Human Resources	Admin - Department-wide	Human resource and payroll services provided by the Division of Personnel	16.8	16.8	16.8
3023	Inter-Agency Building Leases	Trans - Department-wide	Cost of space in state-owned facilities and private leases	143.1	160.0	160.0
3024	Inter-Agency Legal	Law - Department-wide	ARMB Legal Services	46.6	125.0	125.0
3024	Inter-Agency Legal	Law - Department-wide	ARMB Litigation Legal Services	9.0	112.5	112.5
3024	Inter-Agency Legal	Law - Department-wide	ARMB Outside Legal Counsel	0.2	1.0	1.0
3026	Inter-Agency Insurance	Admin - Department-wide	Risk Management	1.0	1.0	1.0
3027	Inter-Agency Financial	Admin - Department-wide	Division of Finance chargeback for IRIS FIN, HRM, and ALDER	18.8	35.0	35.0
3028	Inter-Agency Americans with Disabilities Act Compliance	Admin - Department-wide	ADA compliance	0.3	0.4	0.4
3029	Inter-Agency Education/Training	Admin - Department-wide	Training provided by state agencies – Shared Services of Alaska and Division of Finance training for procurement and ALDER reporting	0.0	0.4	0.4

**Line Item Detail (1676)**  
**Department of Revenue**  
**Services**

**Component:** Alaska Retirement Management Board (2813)

Object Class		Servicing Agency	Explanation	FY2021 Actuals	FY2022 Management Plan	FY2023 Governor
<b>3000 Services Detail Totals</b>				<b>5,875.5</b>	<b>10,029.2</b>	<b>10,029.2</b>
3031	Inter-Agency Construction	Trans - Department-wide	Construction work provided by the Division of Facilities Services	0.0	1.0	1.0
3038	Inter-Agency Management/Consulting	Admin - Department-wide	Investment auditing and consulting services provided by Retirement & Benefits	101.1	98.0	98.0
3038	Inter-Agency Management/Consulting	Rev - Administrative Services (125)	Support services provided by the Administrative Services Division, including IT, fiscal, budget, contract management, procurement, and legislative support	116.7	400.0	400.0
3038	Inter-Agency Management/Consulting	Rev - Commissioner's Office (123)	Support services provided by the Commissioner's Office	0.0	40.0	40.0
3038	Inter-Agency Management/Consulting	Rev - Treasury Division (121)	Staffing provided by the Treasury Division	3,693.2	6,733.9	6,733.9
3038	Inter-Agency Management/Consulting	Admin - Department-wide	Actuarial Services	76.4	180.0	180.0

**Line Item Detail (1676)**  
**Department of Revenue**  
**Commodities**

**Component:** Alaska Retirement Management Board (2813)

<b>Line Number</b>	<b>Line Name</b>		<b>FY2021 Actuals</b>	<b>FY2022 Management Plan</b>	<b>FY2023 Governor</b>
4000	Commodities		124.9	32.5	32.5
<b>Object Class</b>	<b>Servicing Agency</b>	<b>Explanation</b>	<b>FY2021 Actuals</b>	<b>FY2022 Management Plan</b>	<b>FY2023 Governor</b>
<b>4000 Commodities Detail Totals</b>			<b>124.9</b>	<b>32.5</b>	<b>32.5</b>
4000	Business	Business supplies including book and educational equipment and furniture; office supplies; desktop computers, printers and IT equipment less than \$5,000 per item; and subscriptions including electronic access to information	124.6	31.5	31.5
4002	Household/Institutional	Institutional supplies	0.3	1.0	1.0



**Inter-Agency Services (1682)**  
**Department of Revenue**

**Component:** Alaska Retirement Management Board (2813)

	FY2021 Actuals	FY2022 Management Plan	FY2023 Governor
<b>Component Totals</b>	<b>4,372.8</b>	<b>7,977.3</b>	<b>7,977.3</b>
With Department of Administration	364.0	400.9	400.9
With Department of Transportation/Public Facilities	143.1	164.0	164.0
With Department of Law	55.8	238.5	238.5
With Department of Revenue	3,809.9	7,173.9	7,173.9

Object Class	Servicing Agency	Explanation	FY2021 Actuals	FY2022 Management Plan	FY2023 Governor
3017	Inter-Agency Information Technology Non-Telecommunications	Admin - Department-wide Office of Information Technology (OIT) core services	99.9	15.0	15.0
3017	Inter-Agency Information Technology Non-Telecommunications	Admin - Department-wide OIT Licensing (SQL Rates)	16.5	16.5	16.5
3017	Inter-Agency Information Technology Non-Telecommunications	Admin - Department-wide OIT Server Hosting & Storage	19.3	19.3	19.3
3018	Inter-Agency Information Technology Telecommunications	Admin - Department-wide Office of Information Technology (OIT) telecommunications services	12.9	17.0	17.0
3020	Inter-Agency Building Maintenance	Trans - Department-wide Building maintenance performed by the Division of Facilities Services	0.0	3.0	3.0
3021	Inter-Agency Mail	Admin - Department-wide Central mailroom services including pickup and delivery of mail, postage, and mailing of state warrants	1.0	1.5	1.5
3022	Inter-Agency Human Resources	Admin - Department-wide Human resource and payroll services provided by the Division of Personnel	16.8	16.8	16.8
3023	Inter-Agency Building Leases	Trans - Department-wide Cost of space in state-owned facilities and private leases	143.1	160.0	160.0
3024	Inter-Agency Legal	Law - Department-wide ARMB Legal Services	46.6	125.0	125.0
3024	Inter-Agency Legal	Law - Department-wide ARMB Litigation Legal Services	9.0	112.5	112.5
3024	Inter-Agency Legal	Law - Department-wide ARMB Outside Legal Counsel	0.2	1.0	1.0
3026	Inter-Agency Insurance	Admin - Department-wide Risk Management	1.0	1.0	1.0
3027	Inter-Agency Financial	Admin - Department-wide Division of Finance chargeback for	18.8	35.0	35.0

**Inter-Agency Services (1682)**  
**Department of Revenue**

**Component:** Alaska Retirement Management Board (2813)

Object Class		Servicing Agency	Explanation	FY2021 Actuals	FY2022 Management Plan	FY2023 Governor
			IRIS FIN, HRM, and ALDER			
3028	Inter-Agency Americans with Disabilities Act Compliance	Admin - Department-wide	ADA compliance	0.3	0.4	0.4
3029	Inter-Agency Education/Training	Admin - Department-wide	Training provided by state agencies – Shared Services of Alaska and Division of Finance training for procurement and ALDER reporting	0.0	0.4	0.4
3031	Inter-Agency Construction	Trans - Department-wide	Construction work provided by the Division of Facilities Services	0.0	1.0	1.0
3038	Inter-Agency Management/Consulting	Admin - Department-wide	Investment auditing and consulting services provided by Retirement & Benefits	101.1	98.0	98.0
3038	Inter-Agency Management/Consulting	Rev - Administrative Services (125)	Support services provided by the Administrative Services Division, including IT, fiscal, budget, contract management, procurement, and legislative support	116.7	400.0	400.0
3038	Inter-Agency Management/Consulting	Rev - Commissioner's Office (123)	Support services provided by the Commissioner's Office	0.0	40.0	40.0
3038	Inter-Agency Management/Consulting	Rev - Treasury Division (121)	Staffing provided by the Treasury Division	3,693.2	6,733.9	6,733.9
3038	Inter-Agency Management/Consulting	Admin - Department-wide	Actuarial Services	76.4	180.0	180.0

**State of Alaska  
FY2023 Governor's Operating Budget**

**Department of Revenue  
Alaska Retirement Management Board Custody and  
Management Fees  
Component Budget Summary**

**Component: Alaska Retirement Management Board Custody and Management Fees**

**Contribution to Department's Mission**

Please see Alaska Retirement Management Board component.

**Core Services**

- Please see Alaska Retirement Management Board component.

**Major Component Accomplishments in 2021**

Please see Alaska Retirement Management Board component.

**Key Component Challenges**

Please see Alaska Retirement Management Board component.

**Significant Changes in Results to be Delivered in FY2023**

Please see Alaska Retirement Management Board component.

**Statutory and Regulatory Authority**

AS 37.10.210-390 Alaska Retirement Management Board

**Contact Information**

**Contact:** Eric DeMoulin, Director, Administrative Services  
**Phone:** (907) 465-1009  
**E-mail:** eric.demoulin@alaska.gov

**Component Detail All Funds**  
**Department of Revenue**

**Component:** Alaska Retirement Management Board Custody and Management Fees (2812)  
**RDU:** Taxation and Treasury (510)

Non-Formula Component

	FY2021 Actuals	FY2022 Conference Committee	FY2022 Authorized	FY2022 Management Plan	FY2023 Governor	FY2022 Management Plan vs FY2023 Governor	
71000 Personal Services	0.0	0.0	0.0	0.0	0.0	0.0	0.0%
72000 Travel	0.0	0.0	0.0	0.0	0.0	0.0	0.0%
73000 Services	27,067.8	35,000.0	35,000.0	35,000.0	35,000.0	0.0	0.0%
74000 Commodities	0.0	0.0	0.0	0.0	0.0	0.0	0.0%
75000 Capital Outlay	0.0	0.0	0.0	0.0	0.0	0.0	0.0%
77000 Grants, Benefits	0.0	0.0	0.0	0.0	0.0	0.0	0.0%
78000 Miscellaneous	0.0	0.0	0.0	0.0	0.0	0.0	0.0%
<b>Totals</b>	<b>27,067.8</b>	<b>35,000.0</b>	<b>35,000.0</b>	<b>35,000.0</b>	<b>35,000.0</b>	<b>0.0</b>	<b>0.0%</b>
<b>Fund Sources:</b>							
1017 Ben Sys (Other)	11,991.8	16,606.4	16,606.4	16,606.4	16,606.4	0.0	0.0%
1029 P/E Retire (Other)	9,459.3	12,480.7	12,480.7	12,480.7	12,480.7	0.0	0.0%
1034 Teach Ret (Other)	5,389.4	5,491.9	5,491.9	5,491.9	5,491.9	0.0	0.0%
1042 Jud Retire (Other)	188.8	275.9	275.9	275.9	275.9	0.0	0.0%
1045 Nat Guard (Other)	38.5	145.1	145.1	145.1	145.1	0.0	0.0%
<b>Unrestricted General (UGF)</b>	<b>0.0</b>	<b>0.0</b>	<b>0.0</b>	<b>0.0</b>	<b>0.0</b>	<b>0.0</b>	<b>0.0%</b>
<b>Designated General (DGF)</b>	<b>0.0</b>	<b>0.0</b>	<b>0.0</b>	<b>0.0</b>	<b>0.0</b>	<b>0.0</b>	<b>0.0%</b>
<b>Other Funds</b>	<b>27,067.8</b>	<b>35,000.0</b>	<b>35,000.0</b>	<b>35,000.0</b>	<b>35,000.0</b>	<b>0.0</b>	<b>0.0%</b>
<b>Federal Funds</b>	<b>0.0</b>	<b>0.0</b>	<b>0.0</b>	<b>0.0</b>	<b>0.0</b>	<b>0.0</b>	<b>0.0%</b>
<b>Positions:</b>							
Permanent Full Time	0	0	0	0	0	0	0.0%
Permanent Part Time	0	0	0	0	0	0	0.0%
Non Permanent	0	0	0	0	0	0	0.0%

**Change Record Detail - Multiple Scenarios with Descriptions**  
**Department of Revenue**

**Component:** Alaska Retirement Management Board Custody and Management Fees (2812)

**RDU:** Taxation and Treasury (510)

Scenario/Change Record Title	Trans Type	Totals	Personal Services	Travel	Services	Commodities	Capital Outlay	Grants, Benefits	Miscellaneous	Positions		NP
										PFT	PPT	
***** Changes From FY2022 Conference Committee To FY2022 Authorized *****												
<b>FY2022 Conference Committee</b>												
	ConfCom	35,000.0	0.0	0.0	35,000.0	0.0	0.0	0.0	0.0	0	0	0
1017 Ben Sys		16,606.4										
1029 P/E Retire		12,480.7										
1034 Teach Ret		5,491.9										
1042 Jud Retire		275.9										
1045 Nat Guard		145.1										
<b>Subtotal</b>		<b>35,000.0</b>	<b>0.0</b>	<b>0.0</b>	<b>35,000.0</b>	<b>0.0</b>	<b>0.0</b>	<b>0.0</b>	<b>0.0</b>	<b>0</b>	<b>0</b>	<b>0</b>
***** Changes From FY2022 Management Plan To FY2023 Governor *****												
<b>Totals</b>		<b>35,000.0</b>	<b>0.0</b>	<b>0.0</b>	<b>35,000.0</b>	<b>0.0</b>	<b>0.0</b>	<b>0.0</b>	<b>0.0</b>	<b>0</b>	<b>0</b>	<b>0</b>

**Line Item Detail (1676)**  
**Department of Revenue**  
**Services**

**Component:** Alaska Retirement Management Board Custody and Management Fees (2812)

<b>Line Number</b>	<b>Line Name</b>		<b>FY2021 Actuals</b>	<b>FY2022 Management Plan</b>	<b>FY2023 Governor</b>
3000	Services		27,067.8	35,000.0	35,000.0
<b>Object Class</b>	<b>Servicing Agency</b>	<b>Explanation</b>	<b>FY2021 Actuals</b>	<b>FY2022 Management Plan</b>	<b>FY2023 Governor</b>
		<b>3000 Services Detail Totals</b>	<b>27,067.8</b>	<b>35,000.0</b>	<b>35,000.0</b>
3001	Financial Services	Custodian and manager fees	27,067.8	35,000.0	35,000.0

# **State of Alaska FY2023 Governor's Operating Budget**

## **Department of Revenue Permanent Fund Dividend Division Component Budget Summary**



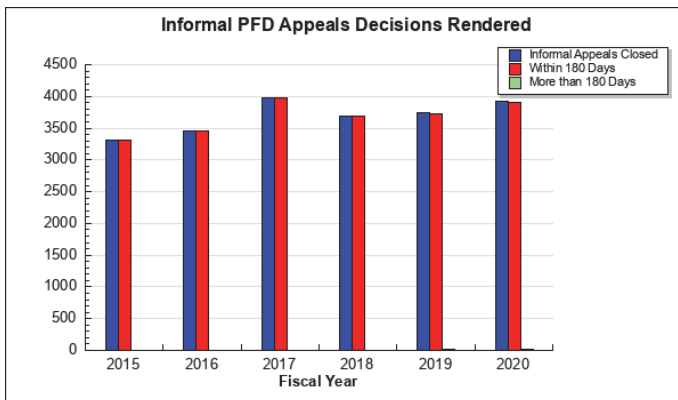
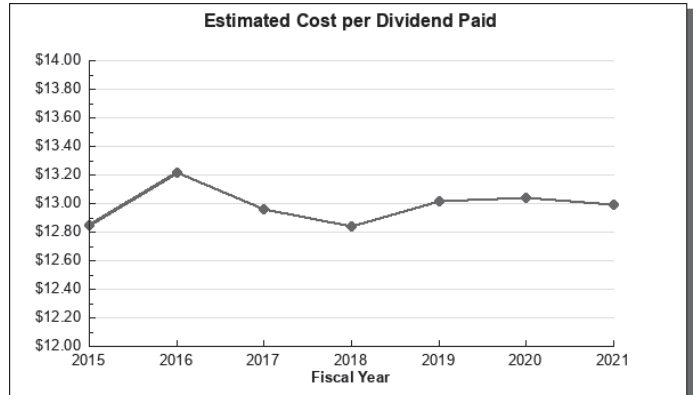
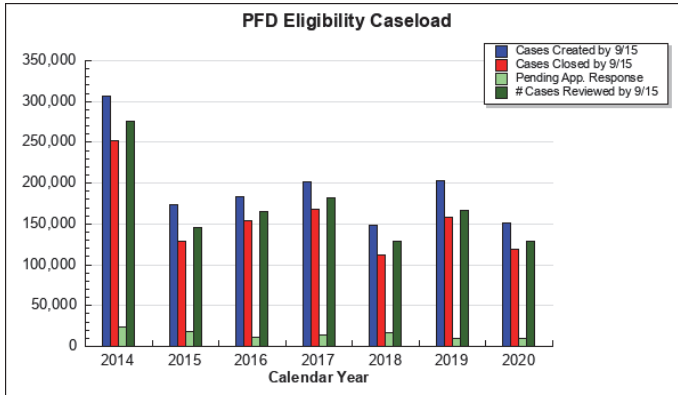
**Component: Permanent Fund Dividend Division**

**Contribution to Department's Mission**

Our mission is to administer the permanent fund dividend program assuring that all eligible Alaskans receive timely dividends, fraud is prosecuted, and all internal and external stakeholders are treated with respect.

**Results**

(Additional performance information is available on the web at <https://omb.alaska.gov/results>.)



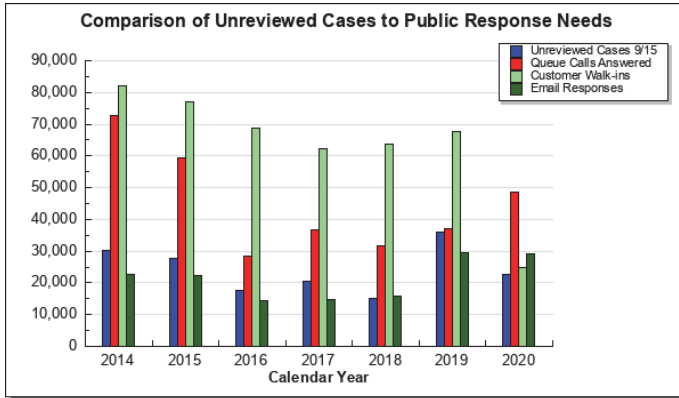
**Core Services**

- Gather and analyze statistics to improve the allocation of resources
- Encourage the use of online application and support services to improve customer response time and reduce manual processes
- Increase effectiveness of eligibility staff

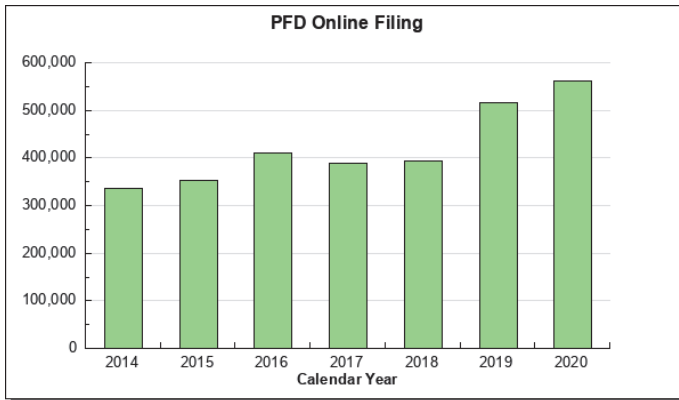
### Measures by Core Service

(Additional performance information is available on the web at <https://omb.alaska.gov/results>.)

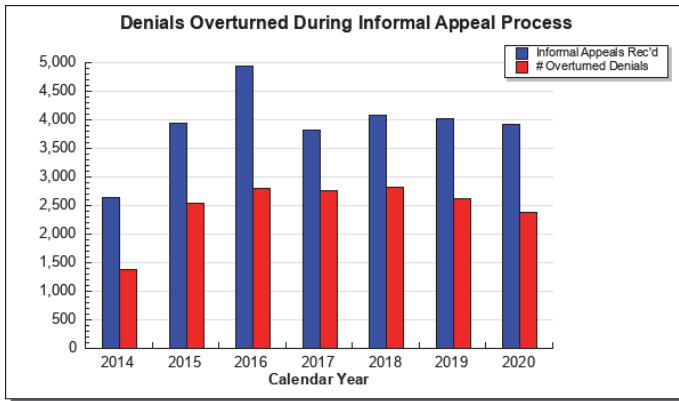
#### 1. Gather and analyze statistics to improve the allocation of resources



#### 2. Encourage the use of online application and support services to improve customer response time and reduce manual processes



#### 3. Increase effectiveness of eligibility staff



### Major Component Accomplishments in 2021

- At the direction of the Governor/Legislature, because of the additional hardships created by the COVID-19 pandemic, PFD was tasked with paying out the Dividend three months early in July of 2020. The early payment was successful and assisted Alaskans with additional funds during the pandemic.
- Online web application filing continues to increase with a 91% average in online usage. Paper application

filing was at 9%, down from last year's total of 16% paper applications. The division continued to promote web-based applications verses paper, while incentivizing individuals with an earlier direct deposit payment; the flexibility of online application allows an applicant to view their eligibility status, make address updates, or view payment information. Online application filing also decreases operational costs allowing the division to work more efficiently in eligibility determinations, using less resources for data entry.

- The division continues its work in rebuilding its legacy software that is truly the basis and the “heart” of what we do. The Dividend Application Information System (DAIS) is responsible for holding Alaskans’ information, managing garnishments and payments, feeding information to the Revenue Permanent Fund Information System used by outside agencies, and providing a tracking and management system for the division. Rebuilding provides continual challenges but with the help of our contractor, we are in year two of our three-year project partnership. In the second year, we completed the eligibility section and moved on to the eligibility engine and appeals section, these are major sections of the build.

### Key Component Challenges

- Phase 2 of the ILINX project was implemented in our initial processing section. This allows optical scanning of paper applications. The intent of this project was to reduce manual data entry and increase accuracy of data collected. Although implementation was successful, the task transformed from purely data entry to a quality assurance review. This, unfortunately, did not produce the efficiencies we had originally expected. This caused the Division to bring in 2 additional seasonal staff members, and even with this help, the 2021 Dividend file closed 2 months late.
- In the upcoming year, we hope to finalize implementation of a new phone system (contact center solution), improve upon the execution of ILINX (the OCR technology), and continue to improve upon the telework culture the PFD team would like to continue. Our programming team will also continue working on the database rewrite, which will include many of our internal managers. Their focus will be on InfoSys, the Document Viewer, and will begin work on the payment section, another major section of the build.

### Significant Changes in Results to be Delivered in FY2023

No changes in results to be delivered.

### Statutory and Regulatory Authority

AS 43.23      Permanent Fund Dividends  
15 AAC 23    Alaska Permanent Fund Dividends

Contact Information
<p><b>Contact:</b> Eric DeMoulin, Director, Administrative Services <b>Phone:</b> (907) 465-1009 <b>E-mail:</b> eric.demoulin@alaska.gov</p>

Permanent Fund Dividend Division Personal Services Information				
Authorized Positions			Personal Services Costs	
	FY2022 Management Plan	FY2023 Governor		
Full-time	64	64	Annual Salaries	4,000,428
Part-time	0	2	COLA	13,719
Nonpermanent	0	0	Premium Pay	0
			Annual Benefits	2,720,026
			<i>Less 7.00% Vacancy Factor</i>	<i>(471,392)</i>
			Lump Sum Premium Pay	1,728
<b>Totals</b>	<b>64</b>	<b>66</b>	<b>Total Personal Services</b>	<b>6,264,509</b>

Position Classification Summary					
Job Class Title	Anchorage	Fairbanks	Juneau	Others	Total
Accountant 3	0	0	1	0	1
Accounting Technician 1	0	0	1	0	1
Accounting Technician 2	0	0	1	0	1
Administrative Officer 1	0	0	1	0	1
Analyst/Programmer 1	0	0	1	0	1
Analyst/Programmer 2	0	0	1	0	1
Analyst/Programmer 4	3	0	1	0	4
Analyst/Programmer 5	0	0	1	0	1
Data Processing Manager 1	0	0	1	0	1
Data Processing Manager 2	0	0	1	0	1
Division Director - Px	0	0	1	0	1
Microfilm/Imaging Operator 2	0	0	1	0	1
Office Assistant 1	0	0	2	0	2
Office Assistant 2	0	0	3	0	3
Office Assistant 3	0	0	2	0	2
PFD Manager	0	0	1	0	1
PFD Specialist 1	1	1	6	0	8
PFD Specialist 2	0	0	2	0	2
PFD Technician 1	1	1	3	0	5
PFD Technician 2	6	3	10	0	19
PFD Technician 3	2	1	6	0	9
<b>Totals</b>	<b>13</b>	<b>6</b>	<b>47</b>	<b>0</b>	<b>66</b>

**Component Detail All Funds**  
**Department of Revenue**

**Component:** Permanent Fund Dividend Division (981)  
**RDU:** Taxation and Treasury (510)

Non-Formula Component

	FY2021 Actuals	FY2022 Conference Committee	FY2022 Authorized	FY2022 Management Plan	FY2023 Governor	FY2022 Management Plan vs FY2023 Governor	
71000 Personal Services	5,926.3	6,340.5	6,340.5	6,340.5	6,264.5	-76.0	-1.2%
72000 Travel	0.0	18.1	18.1	18.1	18.1	0.0	0.0%
73000 Services	2,372.1	2,110.7	2,110.7	2,110.7	4,086.4	1,975.7	93.6%
74000 Commodities	25.1	69.2	69.2	69.2	69.2	0.0	0.0%
75000 Capital Outlay	0.0	0.0	0.0	0.0	0.0	0.0	0.0%
77000 Grants, Benefits	0.0	0.0	0.0	0.0	0.0	0.0	0.0%
78000 Miscellaneous	0.0	0.0	0.0	0.0	0.0	0.0	0.0%
<b>Totals</b>	<b>8,323.5</b>	<b>8,538.5</b>	<b>8,538.5</b>	<b>8,538.5</b>	<b>10,438.2</b>	<b>1,899.7</b>	<b>22.2%</b>
<b>Fund Sources:</b>							
1004 Gen Fund (UGF)	15.0	19.6	19.6	19.6	0.0	-19.6	-100.0%
1005 GF/Prgm (DGF)	376.3	377.1	377.1	377.1	377.0	-0.1	0.0%
1007 I/A Rcpts (Other)	103.6	20.0	20.0	20.0	20.0	0.0	0.0%
1050 PFD Fund (Other)	7,828.6	8,121.8	8,121.8	8,121.8	10,041.2	1,919.4	23.6%
<b>Unrestricted General (UGF)</b>	<b>15.0</b>	<b>19.6</b>	<b>19.6</b>	<b>19.6</b>	<b>0.0</b>	<b>-19.6</b>	<b>-100.0%</b>
<b>Designated General (DGF)</b>	<b>376.3</b>	<b>377.1</b>	<b>377.1</b>	<b>377.1</b>	<b>377.0</b>	<b>-0.1</b>	<b>0.0%</b>
<b>Other Funds</b>	<b>7,932.2</b>	<b>8,141.8</b>	<b>8,141.8</b>	<b>8,141.8</b>	<b>10,061.2</b>	<b>1,919.4</b>	<b>23.6%</b>
<b>Federal Funds</b>	<b>0.0</b>	<b>0.0</b>	<b>0.0</b>	<b>0.0</b>	<b>0.0</b>	<b>0.0</b>	<b>0.0%</b>
<b>Positions:</b>							
Permanent Full Time	65	64	64	64	64	0	0.0%
Permanent Part Time	0	0	0	0	2	2	100.0%
Non Permanent	0	0	0	0	0	0	0.0%

**Change Record Detail - Multiple Scenarios with Descriptions**  
**Department of Revenue**

**Component:** Permanent Fund Dividend Division (981)  
**RDU:** Taxation and Treasury (510)

Scenario/Change Record Title	Trans Type	Totals	Personal Services	Travel	Services	Commodities	Capital Outlay	Grants, Benefits	Miscellaneous	Positions		NP
										PFT	PPT	
***** Changes From FY2022 Conference Committee To FY2022 Authorized *****												
<b>FY2022 Conference Committee</b>												
	ConfCom	8,538.5	6,340.5	18.1	2,110.7	69.2	0.0	0.0	0.0	64	0	0
1004 Gen Fund		19.6										
1005 GF/Prgm		377.1										
1007 I/A Rcpts		20.0										
1050 PFD Fund		8,121.8										
<b>Subtotal</b>		<b>8,538.5</b>	<b>6,340.5</b>	<b>18.1</b>	<b>2,110.7</b>	<b>69.2</b>	<b>0.0</b>	<b>0.0</b>	<b>0.0</b>	<b>64</b>	<b>0</b>	<b>0</b>
***** Changes From FY2022 Management Plan To FY2023 Governor *****												
<b>FY2023 Salary and Benefit Adjustments</b>												
	SalAdj	13.4	13.4	0.0	0.0	0.0	0.0	0.0	0.0	0	0	0
1050 PFD Fund		13.4										
Includes: FY2023 Supervisory Unit 1% COLA: \$12.3												
FY2023 SU BU - Supervisory Employees (SS) 1% COLA: \$1.1												
<b>FY2023 PERS Actuarial Rate Adjustment to 24.79% Ch9 SLA2021 (SB55)</b>												
	SalAdj	-199.9	-199.9	0.0	0.0	0.0	0.0	0.0	0.0	0	0	0
1004 Gen Fund		-3.1										
1050 PFD Fund		-196.8										
Includes: FY2023 Adjustment for PERS ARM Board Approved Rate of 24.79% (from 30.11%): \$-199.9												
<b>FY2023 Supervisory Employees Health Insurance, SBS, and Risk Management Rate Changes</b>												
	SalAdj	16.4	16.4	0.0	0.0	0.0	0.0	0.0	0.0	0	0	0
1050 PFD Fund		16.4										
FY2023 Change Supervisory Employees (SS) - Health Insurance from \$1,555 to \$1,685; SBS and Risk Management Rates: \$16.4												
<b>FY2023 Executive Health Insurance, SBS, and Risk Management Rate Changes</b>												
	SalAdj	1.3	1.3	0.0	0.0	0.0	0.0	0.0	0.0	0	0	0
1050 PFD Fund		1.3										
FY2023 Change Partially Exempt & Exempt Executive (EE) - Health Insurance from \$1,555 to \$1,685; SBS and Risk Management Rates: \$1.3												
<b>FY2023 General Government Unit SBS and Risk Management Rate Changes</b>												
	SalAdj	-3.5	-3.5	0.0	0.0	0.0	0.0	0.0	0.0	0	0	0
1005 GF/Prgm		-0.1										
1050 PFD Fund		-3.4										

**Change Record Detail - Multiple Scenarios with Descriptions**  
**Department of Revenue**

**Component:** Permanent Fund Dividend Division (981)  
**RDU:** Taxation and Treasury (510)

Scenario/Change Record Title	Trans Type	Totals	Personal Services	Travel	Services	Commodities	Capital Outlay	Grants, Benefits	Miscellaneous	Positions		NP
										PFT	PPT	
FY2023 Change General Government Unit (GG, GP, GY, GZ) - SBS, and Risk Management Rates: \$-3.5												
<b>Dividend Applicant Identity Verification</b>												
	Inc	2,000.0	0.0	0.0	2,000.0	0.0	0.0	0.0	0.0	0	0	0
1050 PFD Fund		2,000.0										
Protect the integrity of the dividend application process by contracting with a third party to screen all applicant's identity. This process is similar in nature to the Department of Labor and Workforce Development's (DOLWD) Unemployment Insurance identification validation process and is an emerging practice nationwide. We are investigating options to enact a statewide solution which would allow us to leverage federal funds.												
<b>Seasonal Dividend Application Scanning and Mail Sorting</b>												
	Inc	72.0	72.0	0.0	0.0	0.0	0.0	0.0	0.0	0	2	0
1050 PFD Fund		72.0										
The Permanent Fund Dividend (PFD) Division eliminated six seasonal Office Assistants in FY2021 as a result of bringing online a new piece of optical scanning software. Now that the software has been implemented, the error rate is higher than acceptable standards and requires a manual review of applications that have been uploaded into the Division's eligibility system. The backlog of mail created a delay in the dividend file closure between six-eight weeks and required that other division resources be utilized to fill the need. This delay further affected the ability to process eligibility determinations by staff.												
The following positions are added:												
Permanent part-time Office Assistant I (04-#030), range 8, located in Juneau												
Permanent part-time Office Assistant I (04-#031), range 8, located in Juneau												
<b>Replace General Funds with Dividend Fund</b>												
	FndChg	0.0	0.0	0.0	0.0	0.0	0.0	0.0	0.0	0	0	0
1004 Gen Fund		-16.5										
1050 PFD Fund		16.5										
General funds are not needed in the Permanent Fund Dividend Division. The Dividend Fund is the main funding source and is most appropriate to replace general funds with.												
<b>Align Authority with Anticipated Expenditures</b>												
	LIT	0.0	24.3	0.0	-24.3	0.0	0.0	0.0	0.0	0	0	0
Transfer authority from services to personal services for anticipated expenditures. The remaining services authority is sufficient to cover anticipated expenditures.												
<b>Totals</b>		<b>10,438.2</b>	<b>6,264.5</b>	<b>18.1</b>	<b>4,086.4</b>	<b>69.2</b>	<b>0.0</b>	<b>0.0</b>	<b>0.0</b>	<b>64</b>	<b>2</b>	<b>0</b>

**Line Item Detail (1676)**  
**Department of Revenue**  
**Travel**

**Component:** Permanent Fund Dividend Division (981)

Line Number	Line Name		FY2021 Actuals	FY2022 Management Plan	FY2023 Governor
2000	Travel		0.0	18.1	18.1
Object Class	Servicing Agency	Explanation	FY2021 Actuals	FY2022 Management Plan	FY2023 Governor
<b>2000 Travel Detail Totals</b>			<b>0.0</b>	<b>18.1</b>	<b>18.1</b>
2000	In-State Employee Travel	Airfare, lodging, surface transportation, reimbursable travel costs, meals and incidentals	0.0	18.1	18.1



**Line Item Detail (1676)**  
**Department of Revenue**  
**Services**

**Component:** Permanent Fund Dividend Division (981)

<b>Line Number</b>	<b>Line Name</b>		<b>FY2021 Actuals</b>	<b>FY2022 Management Plan</b>	<b>FY2023 Governor</b>
3000	Services		2,372.1	2,110.7	4,086.4
<b>Object Class</b>	<b>Servicing Agency</b>	<b>Explanation</b>	<b>FY2021 Actuals</b>	<b>FY2022 Management Plan</b>	<b>FY2023 Governor</b>
<b>3000 Services Detail Totals</b>			<b>2,372.1</b>	<b>2,110.7</b>	<b>4,086.4</b>
3000	Education Services	Training, educational conferences, agency memberships, tuition, books and fees for work-related courses	2.7	0.0	0.0
3001	Financial Services	Merchant services fees for credit card payments and Permanent Fund Dividend monthly payments run	3.4	12.3	12.3
3003	Information Technology	Data Processing staff licenses, certificates, software services and Genesys Software licensing services for the Virtual Contact Center phone queue system	242.7	58.0	2,033.7
3003	Information Technology	Each year 7% of Pick.Click.Give donations are allocated towards the coordination of the program and paid to the Alaska Community Foundation which manages and dispenses program funds.	236.8	237.0	237.0
3003	Information Technology	Ilinx Advanced Capture Server and Production, one million pages per year, installation, setup, software assurance and roll-out	37.5	40.0	40.0
3004	Telecommunications	Local, long distance, cellular, television, data/network telecommunications equipment charges	17.4	17.1	17.1
3006	Delivery Services	Freight, courier services, and postage	13.1	10.0	10.0
3007	Advertising and Promotions	Yearly notices for the application of	0.6	15.0	15.0

**Line Item Detail (1676)**  
**Department of Revenue**  
**Services**

**Component:** Permanent Fund Dividend Division (981)

Object Class	Servicing Agency	Explanation	FY2021 Actuals	FY2022 Management Plan	FY2023 Governor
<b>3000 Services Detail Totals</b>			<b>2,372.1</b>	<b>2,110.7</b>	<b>4,086.4</b>
		the Permanent Fund Dividend, associated charitable contribution and education programs, and annual reporting of dividend activities			
3008	Utilities	Records and confidential material disposal	5.0	5.0	0.0
3009	Structure/Infrastructure/Land	Infrastructure maintenance and repairs, rentals, and leases	6.4	5.8	5.8
3010	Equipment/Machinery	Office furniture and equipment repairs, maintenance, rentals and leases	2.8	4.0	9.0
3011	Other Services	Printed Application booklets and forms for the Permanent Fund Dividend	47.1	30.0	30.0
3017	Inter-Agency Information Technology Non-Telecommunications	Admin - Department-wide Office of Information Technology (OIT) core services	220.8	206.9	206.9
3017	Inter-Agency Information Technology Non-Telecommunications	Admin - Department-wide OIT Licenses (SQL Rates)	62.3	62.3	62.3
3017	Inter-Agency Information Technology Non-Telecommunications	Admin - Department-wide OIT Computer Services - MICS	0.8	13.2	13.2
3017	Inter-Agency Information Technology Non-Telecommunications	Admin - Department-wide OIT Server Hosting & Storage	62.0	62.0	62.0
3018	Inter-Agency Information Technology Telecommunications	Admin - Department-wide Office of Information Technology (OIT) telecommunications services	30.0	22.7	22.7
3021	Inter-Agency Mail	Admin - Department-wide Central mailroom services including pickup and delivery of mail, postage, and mailing of state warrants	62.5	45.0	45.0
3022	Inter-Agency Human Resources	Admin - Department-wide Human resource and payroll services provided by the Division of Personnel	37.2	37.2	37.2
3023	Inter-Agency Building Leases	Trans - Department-wide Permanent Fund Dividend Fairbanks Office location lease costs	41.6	44.0	44.0

**Line Item Detail (1676)**  
**Department of Revenue**  
**Services**

**Component:** Permanent Fund Dividend Division (981)

Object Class		Servicing Agency	Explanation	FY2021 Actuals	FY2022 Management Plan	FY2023 Governor
<b>3000 Services Detail Totals</b>				<b>2,372.1</b>	<b>2,110.7</b>	<b>4,086.4</b>
3023	Inter-Agency Building Leases	Trans - Department-wide	Facility rent for the State Office Building 11th floor, Linny Pacillo Parking Garage office space and parking spaces	313.8	313.6	313.6
3023	Inter-Agency Building Leases	Trans - Department-wide	Lease Administration	2.2	2.2	2.2
3024	Inter-Agency Legal	Law - Department-wide	Legal services provided by the Department of Law	65.8	40.0	40.0
3024	Inter-Agency Legal	Law - Department-wide	Office of Special Prosecution in which Permanent Fund Dividend fraud is pursued legally and criminally	112.5	80.0	80.0
3026	Inter-Agency Insurance	Admin - Department-wide	Risk Management	2.2	2.0	2.0
3027	Inter-Agency Financial	Admin - Department-wide	Division of Finance chargeback for IRIS FIN, HRM, and ALDER	58.3	56.6	56.6
3028	Inter-Agency Americans with Disabilities Act Compliance	Admin - Department-wide	ADA compliance	0.6	0.5	0.5
3030	Inter-Agency Hearing/Mediation	Admin - Department-wide	Appeals hearing services in which denied applicants may appeal their Permanent Fund Dividend denial through the Office of Administrative Hearings	97.1	100.0	100.0
3038	Inter-Agency Management/Consulting	Health - Department-wide	Vital Statistics - birth/death master list	7.8	15.5	15.5
3038	Inter-Agency Management/Consulting	Labor - Department-wide	UI Virtual Contact Center this service is expected to discontinue and be supplanted with a different product in FY2022	0.0	5.0	5.0
3038	Inter-Agency Management/Consulting	Rev - Administrative Services (125)	Support services provided by the Administrative Services Division, including IT, fiscal, budget, contract management, procurement, and legislative support	181.7	175.0	175.0

**Line Item Detail (1676)**  
**Department of Revenue**  
**Services**

**Component:** Permanent Fund Dividend Division (981)

Object Class		Servicing Agency	Explanation	FY2021 Actuals	FY2022 Management Plan	FY2023 Governor
<b>3000 Services Detail Totals</b>				<b>2,372.1</b>	<b>2,110.7</b>	<b>4,086.4</b>
3038	Inter-Agency Management/Consulting	Rev - Commissioner's Office (123)	Support services provided by the Commissioner's Office	76.2	87.8	87.8
3038	Inter-Agency Management/Consulting	Rev - Criminal Investigations Unit (2993)	Criminal Investigations related to Permanent Fund Dividend fraud	321.2	305.0	305.0

**Line Item Detail (1676)**  
**Department of Revenue**  
**Commodities**

**Component:** Permanent Fund Dividend Division (981)

<b>Line Number</b>	<b>Line Name</b>		<b>FY2021 Actuals</b>	<b>FY2022 Management Plan</b>	<b>FY2023 Governor</b>
4000	Commodities		25.1	69.2	69.2
<b>Object Class</b>	<b>Servicing Agency</b>	<b>Explanation</b>	<b>FY2021 Actuals</b>	<b>FY2022 Management Plan</b>	<b>FY2023 Governor</b>
<b>4000 Commodities Detail Totals</b>			<b>25.1</b>	<b>69.2</b>	<b>69.2</b>
4000	Business	Business supplies including book and educational equipment and furniture; office supplies; desktop computers, printers and IT equipment less than \$5,000 per item; and subscriptions including electronic access to information	23.6	68.7	68.7
4002	Household/Institutional	Institutional supplies	1.5	0.5	0.5

**Revenue Detail (1681)**  
**Department of Revenue**

**Component:** Permanent Fund Dividend Division (981)

Revenue Type (OMB Fund Code) Revenue Source	Component	Comment	FY2021 Actuals	FY2022 Management Plan	FY2023 Governor
<b>5005 GF/Prgm (1005 GF/Prgm)</b>			<b>450.6</b>	<b>377.1</b>	<b>377.0</b>
5103 Program Receipts - Charges for Services		AS 43.23.062 (Chapter 41 SLA 2008) established the PFD Charitable Giving Program, initially funded by statutory designated program receipts from the Rasmuson Foundation. This initial phase of the program was replaced with General Fund/Program Receipts (CH 22, SLA 2010), which is collected from the fee charged to nonprofit applicants wishing to participate in the program.  Program receipts also includes coordination fees to pay an agent or contractor for administering the contribution program under AS 43.23.062(m).	450.6	377.1	377.0
<b>5007 I/A Rcpts (1007 I/A Rcpts)</b>			<b>103.6</b>	<b>20.0</b>	<b>20.0</b>
5301 Inter-Agency Receipts	Health - Department-wide	Coronavirus Relief Funding related to overtime and payroll of short term non-permanent employees assisting with the early Permanent Fund Dividend payment.	83.6	0.0	0.0
5301 Inter-Agency Receipts	Univ - Department-wide	Reimbursable Services Agreement with the University of Alaska for printing and administrative costs	20.0	20.0	20.0
<b>6050 PFD Fund (1050 PFD Fund)</b>			<b>510.2</b>	<b>0.0</b>	<b>0.0</b>
6530 Permanent Fnd Dvdnd Fnd Gnrl Gov-Chrgs for Svcs Applctn Fees		A fee is charged when garnishment of a Permanent Fund Dividend occurs. Fees are deposited to the PFD Fund. (AS 43.23.071)	510.2	0.0	0.0

**Revenue Detail (1681)**  
**Department of Revenue**

**Component:** Permanent Fund Dividend Division (981)

Revenue Type (OMB Fund Code) Revenue Source	Component	Comment	FY2021 Actuals	FY2022 Management Plan	FY2023 Governor
		A PFD applicant who has been denied a dividend may appeal the decision upon payment of a \$25.00 appeal fee. If the claim is resolved in favor of the applicant, the fee is returned. Fees retained by the PFD Division are deposited into the PFD Fund. (AS 43.23.015(g))			

**Inter-Agency Services (1682)**  
**Department of Revenue**

**Component:** Permanent Fund Dividend Division (981)

				FY2021 Actuals	FY2022 Management Plan	FY2023 Governor
<b>Component Totals</b>				<b>1,756.6</b>	<b>1,676.5</b>	<b>1,676.5</b>
With Department of Administration				633.8	608.4	608.4
With Department of Transportation/Public Facilities				357.6	359.8	359.8
With Department of Law				178.3	120.0	120.0
With Department of Health				7.8	15.5	15.5
With Department of Labor and Workforce Development				0.0	5.0	5.0
With Department of Revenue				579.1	567.8	567.8
<b>Object Class</b>	<b>Servicing Agency</b>	<b>Explanation</b>	<b>FY2021 Actuals</b>	<b>FY2022 Management Plan</b>	<b>FY2023 Governor</b>	
3017	Inter-Agency Information Technology Non-Telecommunications	Admin - Department-wide Office of Information Technology (OIT) core services	220.8	206.9	206.9	
3017	Inter-Agency Information Technology Non-Telecommunications	Admin - Department-wide OIT Licenses (SQL Rates)	62.3	62.3	62.3	
3017	Inter-Agency Information Technology Non-Telecommunications	Admin - Department-wide OIT Computer Services - MICS	0.8	13.2	13.2	
3017	Inter-Agency Information Technology Non-Telecommunications	Admin - Department-wide OIT Server Hosting & Storage	62.0	62.0	62.0	
3018	Inter-Agency Information Technology Telecommunications	Admin - Department-wide Office of Information Technology (OIT) telecommunications services	30.0	22.7	22.7	
3021	Inter-Agency Mail	Admin - Department-wide Central mailroom services including pickup and delivery of mail, postage, and mailing of state warrants	62.5	45.0	45.0	
3022	Inter-Agency Human Resources	Admin - Department-wide Human resource and payroll services provided by the Division of Personnel	37.2	37.2	37.2	
3023	Inter-Agency Building Leases	Trans - Department-wide Permanent Fund Dividend Fairbanks Office location lease costs	41.6	44.0	44.0	
3023	Inter-Agency Building Leases	Trans - Department-wide Facility rent for the State Office Building 11th floor, Linny Pacillo Parking Garage office space and parking spaces	313.8	313.6	313.6	



**Inter-Agency Services (1682)**  
**Department of Revenue**

**Component:** Permanent Fund Dividend Division (981)

<b>Object Class</b>		<b>Servicing Agency</b>	<b>Explanation</b>	<b>FY2021 Actuals</b>	<b>FY2022 Management Plan</b>	<b>FY2023 Governor</b>
3023	Inter-Agency Building Leases	Trans - Department-wide	Lease Administration	2.2	2.2	2.2
3024	Inter-Agency Legal	Law - Department-wide	Legal services provided by the Department of Law	65.8	40.0	40.0
3024	Inter-Agency Legal	Law - Department-wide	Office of Special Prosecution in which Permanent Fund Dividend fraud is pursued legally and criminally	112.5	80.0	80.0
3026	Inter-Agency Insurance	Admin - Department-wide	Risk Management	2.2	2.0	2.0
3027	Inter-Agency Financial	Admin - Department-wide	Division of Finance chargeback for IRIS FIN, HRM, and ALDER	58.3	56.6	56.6
3028	Inter-Agency Americans with Disabilities Act Compliance	Admin - Department-wide	ADA compliance	0.6	0.5	0.5
3030	Inter-Agency Hearing/Mediation	Admin - Department-wide	Appeals hearing services in which denied applicants may appeal their Permanent Fund Dividend denial through the Office of Administrative Hearings	97.1	100.0	100.0
3038	Inter-Agency Management/Consulting	Health - Department-wide	Vital Statistics - birth/death master list	7.8	15.5	15.5
3038	Inter-Agency Management/Consulting	Labor - Department-wide	UI Virtual Contact Center this service is expected to discontinue and be supplanted with a different product in FY2022	0.0	5.0	5.0
3038	Inter-Agency Management/Consulting	Rev - Administrative Services (125)	Support services provided by the Administrative Services Division, including IT, fiscal, budget, contract management, procurement, and legislative support	181.7	175.0	175.0
3038	Inter-Agency Management/Consulting	Rev - Commissioner's Office (123)	Support services provided by the Commissioner's Office	76.2	87.8	87.8
3038	Inter-Agency Management/Consulting	Rev - Criminal Investigations Unit (2993)	Criminal Investigations related to Permanent Fund Dividend fraud	321.2	305.0	305.0

**Personal Services Expenditure Detail**  
**Department of Revenue**

**Scenario:** FY2023 Governor (18673)  
**Component:** Permanent Fund Dividend Division (981)  
**RDU:** Taxation and Treasury (510)

PCN	Job Class Title	Time Status	Retire Code	Barg Unit	Location	Salary Sched	Range / Step	Comp Months	Split / Count	Annual Salaries	COLA	Premium Pay	Annual Benefits	Total Costs	UGF Amount
04-#030	Office Assistant 1	PT	A	GP	Juneau	205	8A	7.0		19,326	0	0	18,085	37,411	0
04-#031	Office Assistant 1	PT	A	GP	Juneau	205	8A	7.0		19,326	0	0	18,085	37,411	0
04-6001	Division Director - Px	FT	A	XE	Juneau	N05	27N	12.0		151,535	0	0	75,842	227,377	0
04-6002	Office Assistant 2	FT	A	GP	Juneau	205	10D / E	12.0		41,615	0	0	34,133	75,748	0
04-6003	Administrative Officer 1	FT	A	GP	Juneau	205	17G	12.0		72,404	0	0	45,491	117,895	0
04-6004	Analyst/Programmer 5	FT	A	GP	Juneau	205	22G / J	12.0		103,760	0	0	57,058	160,818	0
04-6005	PFD Specialist 2	FT	A	SS	Juneau	205	18A / B	12.0		71,185	974	0	46,641	118,800	0
04-6006	PFD Manager	FT	A	SS	Juneau	205	22D / E	12.0		100,458	1,375	0	57,440	159,273	0
04-6008	Accounting Technician 1	FT	A	GP	Juneau	205	12J	12.0		53,274	0	0	38,434	91,708	0
04-6009	PFD Specialist 1	FT	A	SS	Juneau	99	16M / N	12.0		83,953	1,149	0	51,352	136,454	0
04-6010	Analyst/Programmer 2	FT	A	GP	Juneau	205	16D / E	12.0		61,831	0	0	41,591	103,422	0
04-6011	Data Processing Manager 1	FT	A	SS	Juneau	205	22A / B	12.0		93,033	1,274	0	54,701	149,008	0
04-6012	PFD Specialist 1	FT	A	GP	Juneau	205	16A / B	12.0		56,704	0	0	39,699	96,403	0
04-6013	PFD Technician 3	FT	A	GP	Juneau	205	14J	12.0		61,269	0	0	41,383	102,652	0
04-6014	PFD Specialist 1	FT	A	GP	Juneau	205	16L / M	12.0		77,059	0	0	47,208	124,267	0
04-6015	PFD Technician 2	FT	A	GP	Anchorage	200	12D / E	12.0		44,038	0	0	35,027	79,065	0
04-6016	Data Processing Manager 2	FT	A	SS	Juneau	205	23K / L	12.0		125,573	1,719	0	66,705	193,997	0
04-6017	PFD Technician 3	FT	A	GP	Juneau	205	14K	12.0		63,239	0	0	42,110	105,349	0
04-6018	PFD Specialist 1	FT	A	SS	Juneau	205	16J / K	12.0		75,493	1,033	0	48,231	124,757	0
04-6020	PFD Technician 2	FT	A	GP	Juneau	205	12E / F	12.0		49,384	0	0	36,999	86,383	0
04-6021	PFD Technician 1	FT	A	GP	Fairbanks	203	10F / G	12.0		43,597	0	0	34,864	78,461	0
04-6022	PFD Technician 2	FT	A	GP	Juneau	205	12E / F	12.0		48,415	0	0	36,642	85,057	0
04-6028	Accounting Technician 2	FT	A	GP	Juneau	205	14J	12.0		61,269	0	0	41,383	102,652	0
04-6029	Microfilm/Imaging Operator 2	FT	A	GP	Juneau	205	12J	12.0		53,274	0	0	38,434	91,708	0
04-6032	PFD Technician 3	FT	A	GP	Juneau	205	14E / F	12.0		56,448	0	0	39,605	96,053	0
04-6033	PFD Specialist 2	FT	A	SS	Juneau	205	18L / M	12.0		90,818	1,243	0	53,884	145,945	0
04-6035	PFD Technician 1	FT	A	GP	Juneau	205	10A / B	12.0		37,879	0	0	32,755	70,634	0
04-6037	PFD Technician 1	FT	A	GP	Juneau	205	10A / A	12.0		37,323	0	0	32,550	69,873	0
04-6038	PFD Technician 3	FT	A	GP	Juneau	205	14J	12.0		61,269	0	0	41,383	102,652	0
04-6039	PFD Technician 2	FT	A	GP	Juneau	205	12F / G	12.0		50,281	0	0	37,330	87,611	0
04-6040	PFD Technician 3	FT	A	GP	Juneau	205	14C / D	12.0		52,355	0	0	38,095	90,450	0
04-6041	Analyst/Programmer 4	FT	A	GP	Anchorage	200	20L / M	12.0		95,609	0	0	54,051	149,660	0
04-6042	PFD Specialist 1	FT	A	SS	Fairbanks	203	16K	12.0		74,755	1,023	0	47,958	123,736	0
04-6043	PFD Technician 2	FT	A	GP	Fairbanks	203	12G / J	12.0		51,374	0	0	37,733	89,107	0
04-6044	Office Assistant 2	FT	A	GP	Juneau	205	10L / M	12.0		50,737	0	0	37,498	88,235	0
04-6045	PFD Technician 2	FT	A	GP	Juneau	205	12B / C	12.0		44,768	0	0	35,296	80,064	0
04-6046	PFD Specialist 1	FT	A	SS	Anchorage	200	16A / B	12.0		58,989	808	0	42,142	101,939	0
04-6047	PFD Technician 1	FT	A	GP	Anchorage	200	10E / F	12.0		40,503	0	0	33,723	74,226	0

Note: If a position is split, an asterisk (\*) will appear in the Split/Count column. If the split position is also counted in the component, two asterisks (\*\*) will appear in this column. [No valid job title] appearing in the Job Class Title indicates that the PCN has an invalid class code or invalid range for the class code effective date of this scenario.

**Personal Services Expenditure Detail**  
**Department of Revenue**

**Scenario:** FY2023 Governor (18673)  
**Component:** Permanent Fund Dividend Division (981)  
**RDU:** Taxation and Treasury (510)

PCN	Job Class Title	Time Status	Retire Code	Barg Unit	Location	Salary Sched	Range / Step	Comp Months	Split / Count	Annual Salaries	COLA	Premium Pay	Annual Benefits	Total Costs	UGF Amount
04-6048	PFD Technician 3	FT	A	GP	Fairbanks	203	14L	12.0		64,058	0	0	42,412	106,470	0
04-6049	PFD Technician 2	FT	A	GP	Anchorage	200	12D / E	12.0		45,468	0	0	35,554	81,022	0
04-6050	PFD Technician 2	FT	A	GP	Anchorage	200	12E / F	12.0		46,053	0	0	35,770	81,823	0
04-6051	PFD Technician 3	FT	A	GP	Anchorage	200	14F / G	12.0		54,394	0	0	38,847	93,241	0
04-6053	PFD Technician 2	FT	A	GP	Juneau	205	12B / C	12.0		44,792	0	0	35,305	80,097	0
04-6055	PFD Technician 2	FT	A	GP	Juneau	205	12C / D	12.0		45,495	0	0	35,564	81,059	0
04-6057	PFD Technician 2	FT	A	GP	Fairbanks	203	12M	12.0		57,525	0	0	40,002	97,527	0
04-6060	PFD Technician 2	FT	A	GP	Anchorage	200	12D / E	12.0		45,338	0	0	35,507	80,845	0
04-6061	PFD Technician 2	FT	A	GP	Juneau	205	12F / G	12.0		51,110	0	0	37,636	88,746	0
04-6065	PFD Technician 3	FT	A	GP	Anchorage	200	14C / D	12.0		49,805	0	0	37,154	86,959	0
04-6066	PFD Technician 2	FT	A	GP	Anchorage	200	12F / G	12.0		48,014	0	0	36,494	84,508	0
04-6068	PFD Technician 2	FT	A	GP	Fairbanks	203	12K	12.0		53,976	0	0	38,693	92,669	0
04-6069	PFD Technician 2	FT	A	GP	Juneau	99	12N / O	12.0		60,922	0	0	41,255	102,177	0
04-6070	PFD Technician 1	FT	A	GP	Juneau	205	10A / B	12.0		37,971	0	0	32,789	70,760	0
04-6071	PFD Technician 2	FT	A	GP	Juneau	205	12F / G	12.0		49,797	0	0	37,151	86,948	0
04-6072	PFD Technician 2	FT	A	GP	Anchorage	200	12J	12.0		50,739	0	0	37,499	88,238	0
04-6073	PFD Technician 2	FT	A	GP	Juneau	205	12F / G	12.0		50,419	0	0	37,381	87,800	0
04-6075	Analyst/Programmer 4	FT	A	GP	Juneau	205	20C / D	12.0		79,457	0	0	48,093	127,550	0
04-6076	PFD Technician 3	FT	A	GP	Juneau	205	14D / E	12.0		54,275	0	0	38,803	93,078	0
04-6077	Office Assistant 3	FT	A	GP	Juneau	205	11D / E	12.0		44,371	0	0	35,150	79,521	0
04-6084	Accountant 3	FT	A	SS	Juneau	205	18J	12.0		84,490	1,157	0	51,550	137,197	0
04-6088	PFD Specialist 1	FT	A	SS	Juneau	205	16E / F	12.0		69,664	954	0	46,080	116,698	0
04-6090	Analyst/Programmer 4	FT	A	GP	Anchorage	200	20G	12.0		84,240	0	0	49,857	134,097	0
04-6091	Office Assistant 2	FT	A	GP	Juneau	205	10A / B	12.0		37,971	0	0	32,789	70,760	0
04-6093	PFD Specialist 1	FT	A	SS	Juneau	205	16J	12.0		73,798	1,010	0	47,605	122,413	0
04-6102	Office Assistant 3	FT	A	GP	Juneau	205	11B / C	12.0		41,913	0	0	34,243	76,156	0
04-6104	Analyst/Programmer 4	FT	A	GP	Anchorage	200	20K / L	12.0		91,004	0	0	52,353	143,357	0
04-6105	Analyst/Programmer 1	FT	A	GP	Juneau	205	14A / B	12.0		49,247	0	0	36,949	86,196	0

Note: If a position is split, an asterisk (\*) will appear in the Split/Count column. If the split position is also counted in the component, two asterisks (\*\*) will appear in this column. [No valid job title] appearing in the Job Class Title indicates that the PCN has an invalid class code or invalid range for the class code effective date of this scenario.

**Personal Services Expenditure Detail**  
**Department of Revenue**

**Scenario:** FY2023 Governor (18673)  
**Component:** Permanent Fund Dividend Division (981)  
**RDU:** Taxation and Treasury (510)

PCN	Job Class Title	Time Status	Retire Code	Barg Unit	Location	Salary Sched	Range / Step	Comp Months	Split / Count	Annual Salaries	COLA	Premium Pay	Annual Benefits	Total Costs	UGF Amount
		<b>Total Positions</b>	<b>New</b>	<b>Deleted</b>										<b>Total Salary Costs:</b>	4,000,428
														<b>Total COLA:</b>	13,719
	<b>Full Time Positions:</b>	64	0	0										<b>Total Premium Pay:</b>	0
	<b>Part Time Positions:</b>	2	2	0										<b>Total Benefits:</b>	2,720,026
	<b>Non Permanent Positions:</b>	0	0	0											
	<b>Positions in Component:</b>	66	2	0											
	<b>Total Component Months:</b>	782.0													
														<b>Total Pre-Vacancy:</b>	6,734,173
														<b>Minus Vacancy Adjustment of 7.00%:</b>	(471,392)
														<b>Total Post-Vacancy:</b>	6,262,781
														<b>Plus Lump Sum Premium Pay:</b>	1,728
														<b>Personal Services Line 100:</b>	6,264,509

<b>PCN Funding Sources:</b>	<b>Pre-Vacancy</b>	<b>Post-Vacancy</b>	<b>Percent</b>
1005 General Fund/Program Receipts	96,696	89,927	1.44%
1050 Permanent Fund Dividend Fund	6,637,477	6,172,854	98.56%
<b>Total PCN Funding:</b>	<b>6,734,173</b>	<b>6,262,781</b>	<b>100.00%</b>

<b>Lump Sum Funding Sources:</b>	<b>Amount</b>	<b>Percent</b>
1050 Permanent Fund Dividend Fund	1,728	100.00%
<b>Total Lump Sum Funding:</b>	<b>1,728</b>	<b>100.00%</b>

Note: If a position is split, an asterisk (\*) will appear in the Split/Count column. If the split position is also counted in the component, two asterisks (\*\*) will appear in this column. [No valid job title] appearing in the Job Class Title indicates that the PCN has an invalid class code or invalid range for the class code effective date of this scenario.

**Department of Revenue**

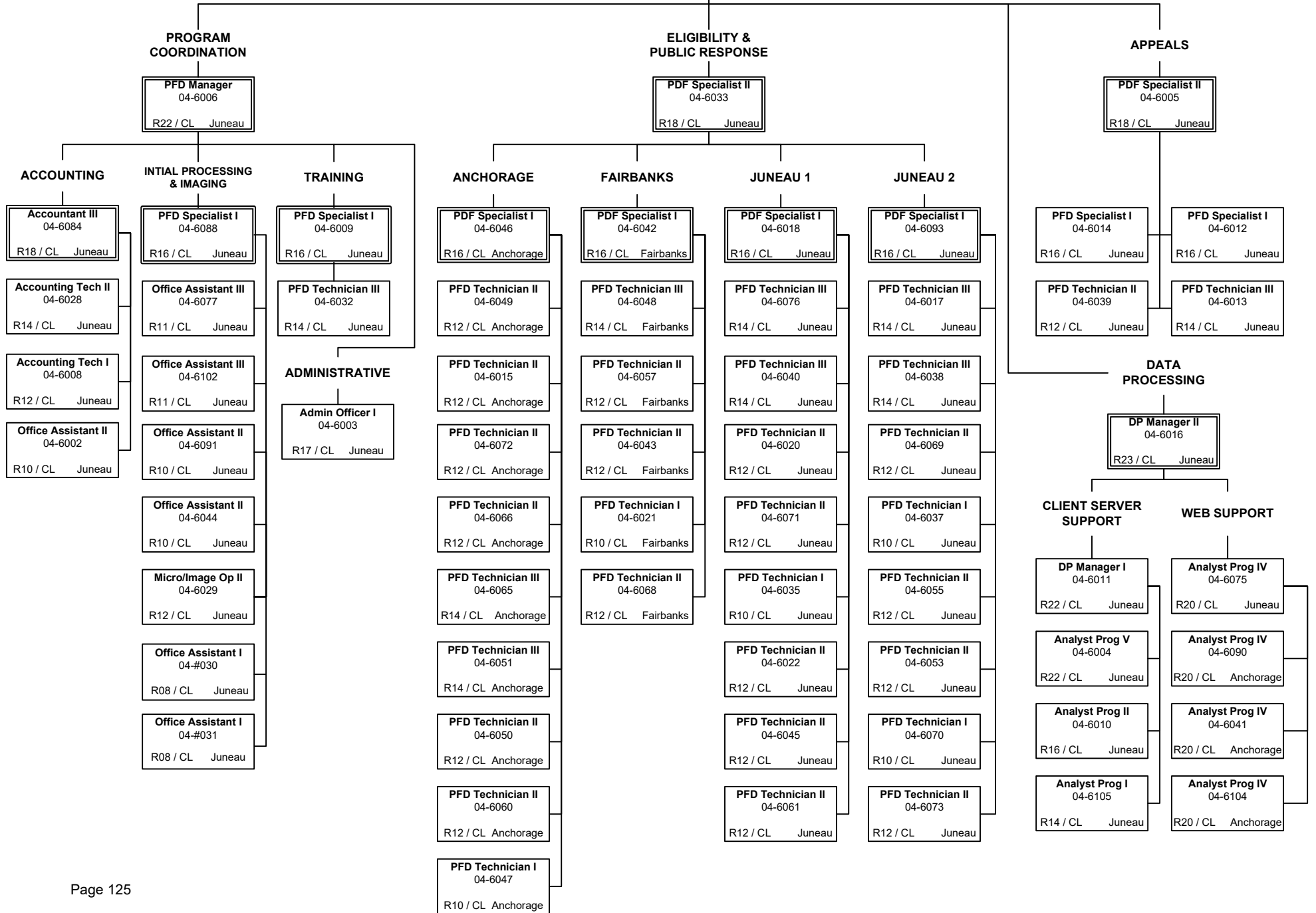
PFD Division (981)

RDU: Taxation and Treasury (510)

FY2023 Governor's Budget

Position Totals: 64 PFT, 2 NP

**Division Director**  
04-6001  
R27 / PX Juneau



**State of Alaska  
FY2023 Governor's Operating Budget**

**Department of Revenue  
Child Support Services Division  
RDU/Component Budget Summary**

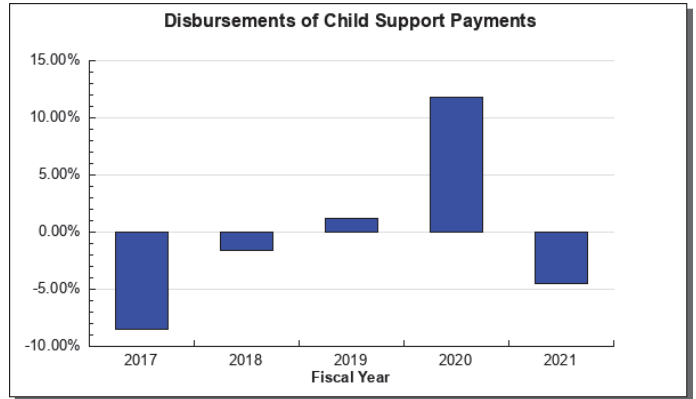
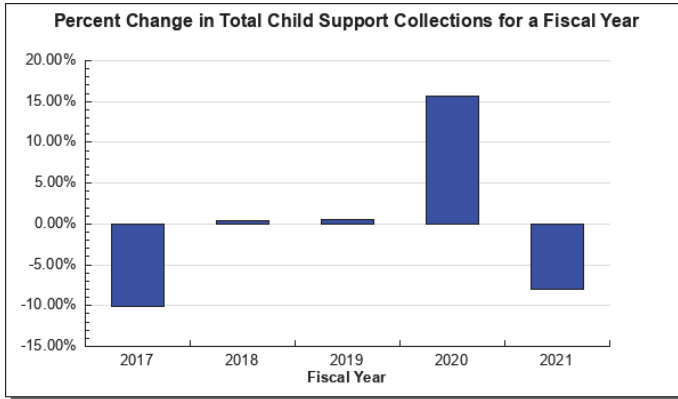
RDU/Component: Child Support Services Division

**Contribution to Department's Mission**

The mission of the Child Support Services Division is to collect and disburse child support.

**Results**

(Additional performance information is available on the web at <https://omb.alaska.gov/results>.)



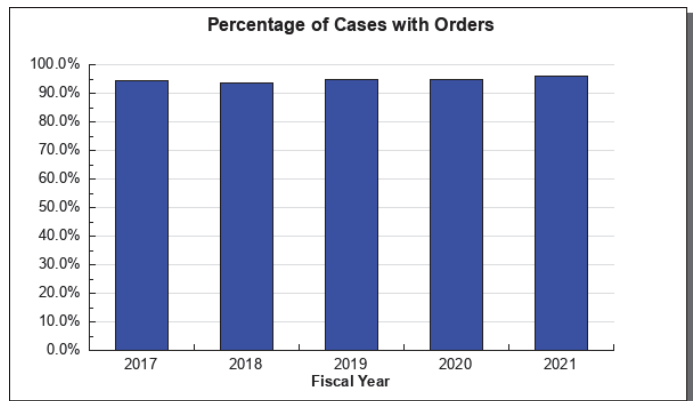
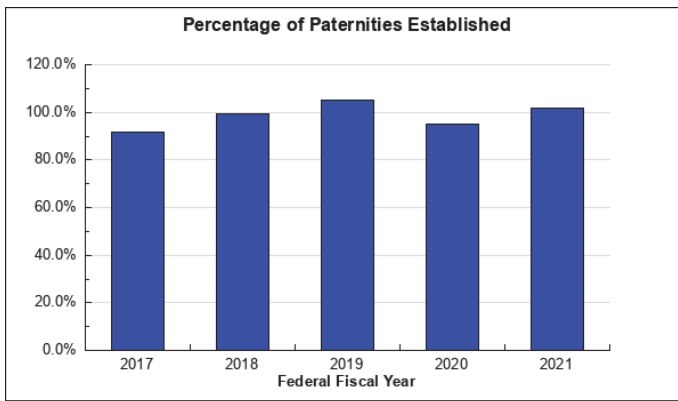
**Core Services**

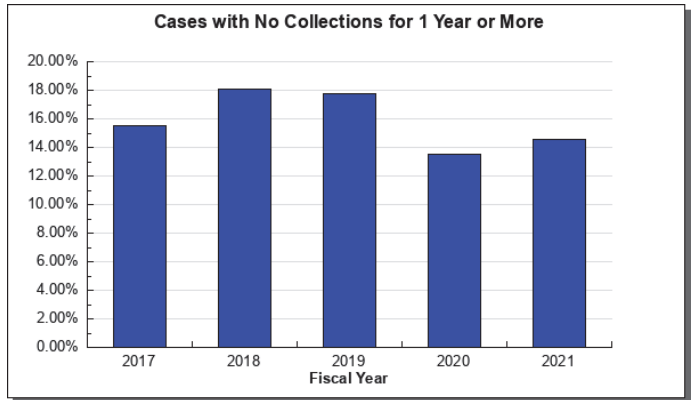
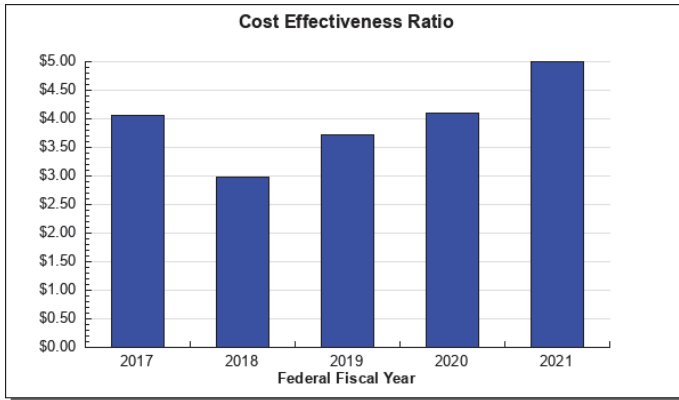
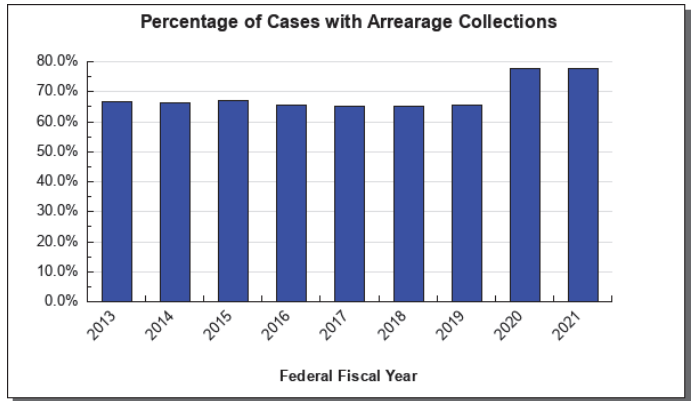
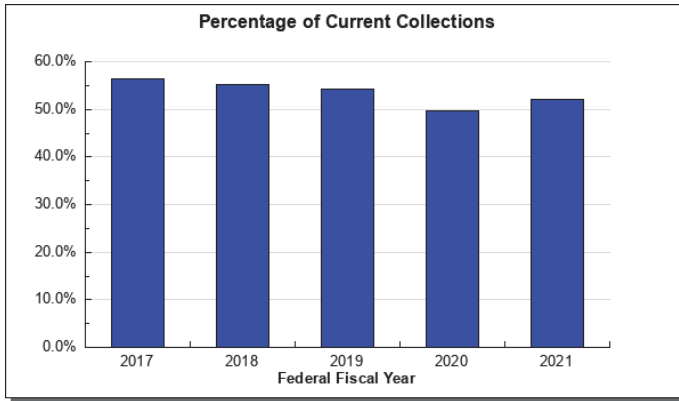
- Improve the environment necessary for increased collections.
- Improve the efficiency of disbursing child support.
- Improve customer service.

**Measures by Core Service**

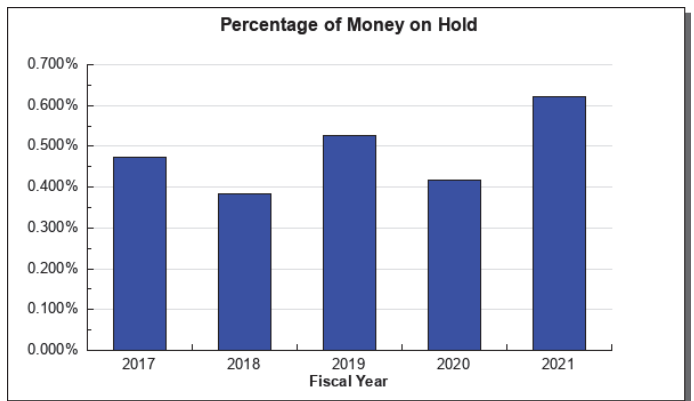
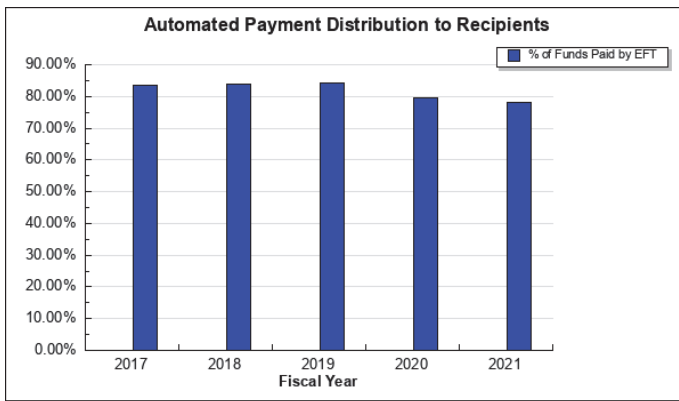
(Additional performance information is available on the web at <https://omb.alaska.gov/results>.)

**1. Improve the environment necessary for increased collections.**

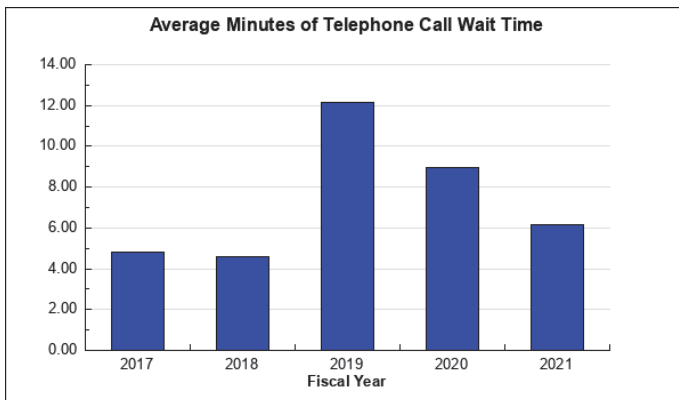




**2. Improve the efficiency of disbursing child support.**



**3. Improve customer service.**





### Major Component Accomplishments in 2021

- Total collections in FY2021 were approximately \$112 million, of which \$8 million was recovery of Temporary Assistance for Needy Families funds, netting over \$104 million disbursed to families.
- Case actions remained within federal compliance timeliness despite challenges presented with the COVID-19 pandemic.
- The case management system (NSTAR) replatforming project was completed in October 2020. Business process improvements and other modernization projects will continue over the next few years.
- Over 344 paternities were established in FY2021.
- 3,094 cases were opened.

### Key Component Challenges

- Staff turnover and training time remain a challenge to the program. Work on automation of manual processes continues in both areas.
- Federally mandated timelines and completion percentages require many manual processes due to the aging case management system. This remained a challenge throughout FY2021.

### Significant Changes in Results to be Delivered in FY2023

- System modernization efforts will streamline case actions and reduce or eliminate manual tasks that currently require extensive time and effort to complete.

### Statutory and Regulatory Authority

AS 25.25 Uniform Interstate Family Support Act  
AS 25.27 Child Support Services Agency  
15 AAC 05 Administrative of Revenue Laws-Hearing Procedures  
15 AAC 125 Child Support Enforcement

Federal Law 93-647  
Federal Law 96-265

Code of Federal Regulations Title 45, Parts 300-399

Contact Information
<p><b>Contact:</b> Eric DeMoulin, Director, Administrative Services <b>Phone:</b> (907) 465-1009 <b>E-mail:</b> eric.demoulin@alaska.gov</p>

Child Support Services Division Personal Services Information				
Authorized Positions			Personal Services Costs	
	FY2022 Management Plan	FY2023 Governor		
Full-time	193	193	Annual Salaries	11,281,489
Part-time	0	0	COLA	38,388
Nonpermanent	0	0	Premium Pay	0
			Annual Benefits	7,847,050
			Less 6.20% Vacancy Factor	(1,188,327)
			Lump Sum Premium Pay	0
<b>Totals</b>	<b>193</b>	<b>193</b>	<b>Total Personal Services</b>	<b>17,978,600</b>

Position Classification Summary					
Job Class Title	Anchorage	Fairbanks	Juneau	Others	Total
Accountant 3	1	0	0	0	1
Accounting Technician 1	11	0	0	0	11
Accounting Technician 2	13	0	0	0	13
Accounting Technician 3	7	0	0	0	7
Administrative Assistant 2	1	0	0	0	1
Administrative Officer 2	1	0	0	0	1
Analyst/Programmer 2	1	0	0	0	1
Analyst/Programmer 3	3	0	0	0	3
Analyst/Programmer 4	2	0	0	0	2
Analyst/Programmer 5	1	0	0	0	1
Child Support Specialist 1	75	0	0	0	75
Child Support Specialist 2	27	0	0	0	27
Child Support Specialist 3	7	0	0	0	7
Data Processing Manager 1	1	0	0	0	1
Data Processing Manager 2	1	0	0	0	1
Deputy Director	1	0	0	0	1
Division Director - Px	1	0	0	0	1
Investigator 3	1	0	0	0	1
Investigator 4	1	0	0	0	1
Microfilm/Imaging Operator 1	1	0	0	0	1
Microfilm/Imaging Operator 2	1	0	0	0	1
Microfilm/Imaging Operator 3	1	0	0	0	1
Office Assistant 2	30	0	0	0	30
Program Manager	3	0	0	0	3
Systems Programmer 2	1	0	0	0	1
<b>Totals</b>	<b>193</b>	<b>0</b>	<b>0</b>	<b>0</b>	<b>193</b>

**Component Detail All Funds**  
**Department of Revenue**

**Component:** Child Support Services Division (111)  
**RDU:** Child Support Services (41)

Non-Formula Component

	FY2021 Actuals	FY2022 Conference Committee	FY2022 Authorized	FY2022 Management Plan	FY2023 Governor	FY2022 Management Plan vs FY2023 Governor	
71000 Personal Services	15,732.8	18,472.6	18,472.6	18,472.6	17,978.6	-494.0	-2.7%
72000 Travel	0.0	33.1	33.1	33.1	33.1	0.0	0.0%
73000 Services	6,212.1	6,601.9	6,601.9	6,601.9	6,601.9	0.0	0.0%
74000 Commodities	141.7	201.1	201.1	201.1	201.1	0.0	0.0%
75000 Capital Outlay	0.0	25.8	25.8	25.8	25.8	0.0	0.0%
77000 Grants, Benefits	0.0	0.0	0.0	0.0	0.0	0.0	0.0%
78000 Miscellaneous	0.0	0.0	0.0	0.0	0.0	0.0	0.0%
<b>Totals</b>	<b>22,086.6</b>	<b>25,334.5</b>	<b>25,334.5</b>	<b>25,334.5</b>	<b>24,840.5</b>	<b>-494.0</b>	<b>-1.9%</b>
<b>Fund Sources:</b>							
1002 Fed Rcpts (Fed)	13,511.7	15,763.3	15,763.3	15,763.3	15,437.2	-326.1	-2.1%
1003 G/F Match (UGF)	6,723.2	7,239.8	7,239.8	7,239.8	7,071.9	-167.9	-2.3%
1004 Gen Fund (UGF)	261.7	485.3	485.3	485.3	485.3	0.0	0.0%
1005 GF/Prgm (DGF)	30.0	50.0	50.0	50.0	50.0	0.0	0.0%
1016 Fed Incent (Fed)	1,560.0	1,796.1	1,796.1	1,796.1	1,796.1	0.0	0.0%
<b>Unrestricted General (UGF)</b>	<b>6,984.9</b>	<b>7,725.1</b>	<b>7,725.1</b>	<b>7,725.1</b>	<b>7,557.2</b>	<b>-167.9</b>	<b>-2.2%</b>
<b>Designated General (DGF)</b>	<b>30.0</b>	<b>50.0</b>	<b>50.0</b>	<b>50.0</b>	<b>50.0</b>	<b>0.0</b>	<b>0.0%</b>
<b>Other Funds</b>	<b>0.0</b>	<b>0.0</b>	<b>0.0</b>	<b>0.0</b>	<b>0.0</b>	<b>0.0</b>	<b>0.0%</b>
<b>Federal Funds</b>	<b>15,071.7</b>	<b>17,559.4</b>	<b>17,559.4</b>	<b>17,559.4</b>	<b>17,233.3</b>	<b>-326.1</b>	<b>-1.9%</b>
<b>Positions:</b>							
Permanent Full Time	193	193	193	193	193	0	0.0%
Permanent Part Time	0	0	0	0	0	0	0.0%
Non Permanent	0	0	0	0	0	0	0.0%

**Change Record Detail - Multiple Scenarios with Descriptions**  
**Department of Revenue**

**Component:** Child Support Services Division (111)  
**RDU:** Child Support Services (41)

Scenario/Change Record Title	Trans Type	Totals	Personal Services	Travel	Services	Commodities	Capital Outlay	Grants, Benefits	Miscellaneous	Positions		NP
										PFT	PPT	
***** Changes From FY2022 Conference Committee To FY2022 Authorized *****												
<b>FY2022 Conference Committee</b>												
	ConfCom	25,334.5	18,472.6	33.1	6,601.9	201.1	25.8	0.0	0.0	193	0	0
1002 Fed Rcpts		15,763.3										
1003 G/F Match		7,239.8										
1004 Gen Fund		485.3										
1005 GF/Prgm		50.0										
1016 Fed Incent		1,796.1										
<b>Subtotal</b>		<b>25,334.5</b>	<b>18,472.6</b>	<b>33.1</b>	<b>6,601.9</b>	<b>201.1</b>	<b>25.8</b>	<b>0.0</b>	<b>0.0</b>	<b>193</b>	<b>0</b>	<b>0</b>
***** Changes From FY2022 Management Plan To FY2023 Governor *****												
<b>FY2023 Salary and Benefit Adjustments</b>												
	SalAdj	38.2	38.2	0.0	0.0	0.0	0.0	0.0	0.0	0	0	0
1002 Fed Rcpts		25.2										
1003 G/F Match		13.0										
Includes: FY2023 Supervisory Unit 1% COLA: \$20.5												
FY2023 SU BU - Supervisory Employees (SS) 1% COLA: \$17.7												
<b>FY2023 PERS Actuarial Rate Adjustment to 24.79% Ch9 SLA2021 (SB55)</b>												
	SalAdj	-575.0	-575.0	0.0	0.0	0.0	0.0	0.0	0.0	0	0	0
1002 Fed Rcpts		-379.5										
1003 G/F Match		-195.5										
Includes: FY2023 Adjustment for PERS ARM Board Approved Rate of 24.79% (from 30.11%): \$-575.0												
<b>FY2023 Supervisory Employees Health Insurance, SBS, and Risk Management Rate Changes</b>												
	SalAdj	50.3	50.3	0.0	0.0	0.0	0.0	0.0	0.0	0	0	0
1002 Fed Rcpts		33.2										
1003 G/F Match		17.1										
FY2023 Change Supervisory Employees (SS) - Health Insurance from \$1,555 to \$1,685; SBS and Risk Management Rates: \$50.3												
<b>FY2023 Executive Health Insurance, SBS, and Risk Management Rate Changes</b>												
	SalAdj	2.7	2.7	0.0	0.0	0.0	0.0	0.0	0.0	0	0	0
1002 Fed Rcpts		1.8										
1003 G/F Match		0.9										
FY2023 Change Partially Exempt & Exempt Executive (EE) - Health Insurance from \$1,555 to \$1,685; SBS and Risk Management Rates: \$2.7												

**Change Record Detail - Multiple Scenarios with Descriptions**  
**Department of Revenue**

**Component:** Child Support Services Division (111)

**RDU:** Child Support Services (41)

Scenario/Change Record Title	Trans Type	Totals	Personal Services	Travel	Services	Commodities	Capital Outlay	Grants, Benefits	Miscellaneous	Positions		NP
										PFT	PPT	
<b>FY2023 General Government Unit SBS and Risk Management Rate Changes</b>												
	SalAdj	-10.2	-10.2	0.0	0.0	0.0	0.0	0.0	0.0	0	0	0
1002 Fed Rcpts		-6.8										
1003 G/F Match		-3.4										
FY2023 Change General Government Unit (GG, GP, GY, GZ) - SBS, and Risk Management Rates: \$-10.2												
<b>Totals</b>		<b>24,840.5</b>	<b>17,978.6</b>	<b>33.1</b>	<b>6,601.9</b>	<b>201.1</b>	<b>25.8</b>	<b>0.0</b>	<b>0.0</b>	<b>193</b>	<b>0</b>	<b>0</b>

**Line Item Detail (1676)**  
**Department of Revenue**  
**Travel**

**Component:** Child Support Services Division (111)

<b>Line Number</b>	<b>Line Name</b>		<b>FY2021 Actuals</b>	<b>FY2022 Management Plan</b>	<b>FY2023 Governor</b>
2000	Travel		0.0	33.1	33.1
<b>Object Class</b>	<b>Servicing Agency</b>	<b>Explanation</b>	<b>FY2021 Actuals</b>	<b>FY2022 Management Plan</b>	<b>FY2023 Governor</b>
<b>2000 Travel Detail Totals</b>			<b>0.0</b>	<b>33.1</b>	<b>33.1</b>
2000	In-State Employee Travel	Airfare, lodging, surface transportation, reimbursable travel costs, meals and incidentals	0.0	10.6	10.6
2002	Out of State Employee Travel	Airfare, lodging, surface transportation, reimbursable travel costs, meals and incidentals	0.0	22.5	22.5

**Line Item Detail (1676)**  
**Department of Revenue**  
**Services**

**Component:** Child Support Services Division (111)

<b>Line Number</b>	<b>Line Name</b>		<b>FY2021 Actuals</b>	<b>FY2022 Management Plan</b>	<b>FY2023 Governor</b>
3000	Services		6,212.1	6,601.9	6,601.9
<b>Object Class</b>	<b>Servicing Agency</b>	<b>Explanation</b>	<b>FY2021 Actuals</b>	<b>FY2022 Management Plan</b>	<b>FY2023 Governor</b>
<b>3000 Services Detail Totals</b>			<b>6,212.1</b>	<b>6,601.9</b>	<b>6,601.9</b>
3000	Education Services	Training, educational conferences, agency memberships, tuition, books and fees for work-related courses	4.9	12.0	12.0
3001	Financial Services	Accounting, auditing, and management/consulting services	169.9	250.0	250.0
3002	Legal and Judicial Services	Process service fees and other legal costs	103.5	125.0	125.0
3003	Information Technology	IT training, consulting, software licensing, software maintenance, and IT equipment leases	854.7	1,236.4	1,236.4
3004	Telecommunications	Local, long distance, cellular, television, data/network telecommunications equipment charges	13.5	21.5	21.5
3005	Health Services	Paternity genetic testing lab fees	30.0	30.0	30.0
3006	Delivery Services	Freight, courier services, and postage	212.4	414.0	414.0
3007	Advertising and Promotions	Legal notices for regulations and public hearings	0.3	1.0	1.0
3008	Utilities	Records and confidential material disposal	29.4	43.0	43.0
3009	Structure/Infrastructure/Land	Infrastructure maintenance and repairs, rentals, and leases	7.3	84.0	84.0
3010	Equipment/Machinery	Office furniture and equipment repairs, maintenance, rentals and leases	72.9	85.0	85.0

**Line Item Detail (1676)**  
**Department of Revenue**  
**Services**

**Component:** Child Support Services Division (111)

Object Class		Servicing Agency	Explanation	FY2021 Actuals	FY2022 Management Plan	FY2023 Governor
<b>3000 Services Detail Totals</b>				<b>6,212.1</b>	<b>6,601.9</b>	<b>6,601.9</b>
3011	Other Services		Professional management and consulting services; printing and copying services	8.2	11.5	11.5
3017	Inter-Agency Information Technology Non-Telecommunications	Admin - Department-wide	Office of Information Technology (OIT) core services	655.7	671.5	671.5
3017	Inter-Agency Information Technology Non-Telecommunications	Admin - Department-wide	OIT Licenses (SQL Rates)	50.3	38.0	38.0
3017	Inter-Agency Information Technology Non-Telecommunications	Admin - Department-wide	OIT Computer Services - MICS	570.8	47.0	47.0
3017	Inter-Agency Information Technology Non-Telecommunications	Admin - Department-wide	OIT Server Hosting & Storage	135.5	140.0	140.0
3018	Inter-Agency Information Technology Telecommunications	Admin - Department-wide	Office of Information Technology (OIT) telecommunications services	91.7	93.0	93.0
3021	Inter-Agency Mail	Admin - Department-wide	Central mailroom services including pickup and delivery of mail, postage, and mailing of state warrants	0.7	0.7	0.7
3022	Inter-Agency Human Resources	Admin - Department-wide	Human resource and payroll services provided by the Division of Personnel	110.5	137.0	137.0
3023	Inter-Agency Building Leases	Trans - Department-wide	Cost of space in state-owned facilities and private leases	937.6	937.6	937.6
3024	Inter-Agency Legal	Law - Department-wide	Legal services provided by the Department of Law	802.4	900.0	900.0
3026	Inter-Agency Insurance	Admin - Department-wide	Risk Management	6.5	6.5	6.5
3027	Inter-Agency Financial	Admin - Department-wide	Division of Finance chargeback for IRIS FIN, HRM, and ALDER	6.8	7.0	7.0
3028	Inter-Agency Americans with Disabilities Act Compliance	Admin - Department-wide	ADA compliance	1.7	1.7	1.7
3030	Inter-Agency Hearing/Mediation	Admin - Department-wide	Hearing services provided by the Office of Administrative Hearings (OAH)	83.4	200.0	200.0



**Line Item Detail (1676)**  
**Department of Revenue**  
**Services**

**Component:** Child Support Services Division (111)

Object Class		Servicing Agency	Explanation	FY2021 Actuals	FY2022 Management Plan	FY2023 Governor
<b>3000 Services Detail Totals</b>				<b>6,212.1</b>	<b>6,601.9</b>	<b>6,601.9</b>
3037	State Equipment Fleet	Trans - Department-wide	State equipment fleet, fuel and fixed costs services	1.4	3.0	3.0
3038	Inter-Agency Management/Consulting	Commerce - Department-wide	Child Support Assistance	0.7	2.5	2.5
3038	Inter-Agency Management/Consulting	Courts - Department-wide	Cooperative agreement designed to compensate ACS for qualified IV-D services currently provided by the court system	1,100.0	900.0	900.0
3038	Inter-Agency Management/Consulting	Health - Department-wide	Child Support Assistance Vital Statistics - Data Inquiries	53.6	60.0	60.0
3038	Inter-Agency Management/Consulting	Labor - Department-wide	Child Support Assistance - UI Interface	31.6	77.0	77.0
3038	Inter-Agency Management/Consulting	PubSaf - Department-wide	Fingerprinting and background check services	0.0	1.0	1.0
3038	Inter-Agency Management/Consulting	Labor - Department-wide	Child Support Services	60.0	60.0	60.0
3038	Inter-Agency Management/Consulting	Labor - Department-wide	Secure Access Management	4.2	5.0	5.0

**Line Item Detail (1676)**  
**Department of Revenue**  
**Commodities**

**Component:** Child Support Services Division (111)

<b>Line Number</b>	<b>Line Name</b>		<b>FY2021 Actuals</b>	<b>FY2022 Management Plan</b>	<b>FY2023 Governor</b>
4000	Commodities		141.7	201.1	201.1
<b>Object Class</b>	<b>Servicing Agency</b>	<b>Explanation</b>	<b>FY2021 Actuals</b>	<b>FY2022 Management Plan</b>	<b>FY2023 Governor</b>
<b>4000 Commodities Detail Totals</b>			<b>141.7</b>	<b>201.1</b>	<b>201.1</b>
4000	Business	Business supplies including book and educational equipment and furniture; office supplies; desktop computers, printers and IT equipment less than \$5,000 per item; and subscriptions including electronic access to information	141.6	200.1	200.1
4002	Household/Institutional	Institutional supplies	0.1	1.0	1.0

**Line Item Detail (1676)**  
**Department of Revenue**  
**Capital Outlay**

**Component:** Child Support Services Division (111)

<b>Line Number</b>	<b>Line Name</b>		<b>FY2021 Actuals</b>	<b>FY2022 Management Plan</b>	<b>FY2023 Governor</b>
5000	Capital Outlay		0.0	25.8	25.8
<b>Object Class</b>	<b>Servicing Agency</b>	<b>Explanation</b>	<b>FY2021 Actuals</b>	<b>FY2022 Management Plan</b>	<b>FY2023 Governor</b>
<b>5000 Capital Outlay Detail Totals</b>			<b>0.0</b>	<b>25.8</b>	<b>25.8</b>
5004	Equipment	IT Equipment > \$5,000: servers and other network equipment, firewall and remote access equipment, tape backup devices and general office equipment/furniture > \$5,000	0.0	25.8	25.8

**Revenue Detail (1681)**  
**Department of Revenue**

**Component:** Child Support Services Division (111)

Revenue Type (OMB Fund Code) Revenue Source	Component	Comment	FY2021 Actuals	FY2022 Management Plan	FY2023 Governor
<b>5002 Fed Rcpts (1002 Fed Rcpts)</b>			<b>13,511.7</b>	<b>15,763.3</b>	<b>15,437.2</b>
5005 Federal Health and Human Services - AFDC Grants		Federal receipts from the Office of Child Support Enforcement for program expenditures under CFDA 93.563.  The federal participation rate on the majority of CSSD expenditures is 66%.	13,511.7	15,763.3	15,437.2
<b>5005 GF/Prgm (1005 GF/Prgm)</b>			<b>30.0</b>	<b>50.0</b>	<b>50.0</b>
5104 Program Receipts Charges for Services - 3rd Party Collectns		Program receipts are collected as cost recovery for paternity testing administered by the Child Support Services Division, as required under AS 25.27.040 and 25.27.165, and as collected under AS 25.20.050(f).	30.0	50.0	50.0
<b>5016 Fed Incent (1016 Fed Incent)</b>			<b>1,560.0</b>	<b>1,796.1</b>	<b>1,796.1</b>
5089 CSSD Federal Incentive Payments - Federal Grants		Incentive payments are received from the federal government based on Alaska's efficiency in the areas of paternity establishment, order establishment, ongoing and arrearage collection rates, and cost effectiveness, relative to the performance of other states.	1,560.0	1,796.1	1,796.1

**Inter-Agency Services (1682)**  
**Department of Revenue**

**Component:** Child Support Services Division (111)

	FY2021 Actuals	FY2022 Management Plan	FY2023 Governor
<b>Component Totals</b>	<b>4,705.1</b>	<b>4,288.5</b>	<b>4,288.5</b>
With Department of Administration	1,713.6	1,342.4	1,342.4
With Department of Transportation/Public Facilities	939.0	940.6	940.6
With Department of Law	802.4	900.0	900.0
With Department of Commerce, Community, and Economic Development	0.7	2.5	2.5
With Judiciary	1,100.0	900.0	900.0
With Department of Health	53.6	60.0	60.0
With Department of Labor and Workforce Development	95.8	142.0	142.0
With Department of Public Safety	0.0	1.0	1.0

Object Class	Servicing Agency	Explanation	FY2021 Actuals	FY2022 Management Plan	FY2023 Governor
3017 Inter-Agency Information Technology Non-Telecommunications	Admin - Department-wide	Office of Information Technology (OIT) core services	655.7	671.5	671.5
3017 Inter-Agency Information Technology Non-Telecommunications	Admin - Department-wide	OIT Licenses (SQL Rates)	50.3	38.0	38.0
3017 Inter-Agency Information Technology Non-Telecommunications	Admin - Department-wide	OIT Computer Services - MICS	570.8	47.0	47.0
3017 Inter-Agency Information Technology Non-Telecommunications	Admin - Department-wide	OIT Server Hosting & Storage	135.5	140.0	140.0
3018 Inter-Agency Information Technology Telecommunications	Admin - Department-wide	Office of Information Technology (OIT) telecommunications services	91.7	93.0	93.0
3021 Inter-Agency Mail	Admin - Department-wide	Central mailroom services including pickup and delivery of mail, postage, and mailing of state warrants	0.7	0.7	0.7
3022 Inter-Agency Human Resources	Admin - Department-wide	Human resource and payroll services provided by the Division of Personnel	110.5	137.0	137.0
3023 Inter-Agency Building Leases	Trans - Department-wide	Cost of space in state-owned facilities and private leases	937.6	937.6	937.6

**Inter-Agency Services (1682)**  
**Department of Revenue**

**Component:** Child Support Services Division (111)

<b>Object Class</b>	<b>Servicing Agency</b>	<b>Explanation</b>	<b>FY2021 Actuals</b>	<b>FY2022 Management Plan</b>	<b>FY2023 Governor</b>
3024 Inter-Agency Legal	Law - Department-wide	Legal services provided by the Department of Law	802.4	900.0	900.0
3026 Inter-Agency Insurance	Admin - Department-wide	Risk Management	6.5	6.5	6.5
3027 Inter-Agency Financial	Admin - Department-wide	Division of Finance chargeback for IRIS FIN, HRM, and ALDER	6.8	7.0	7.0
3028 Inter-Agency Americans with Disabilities Act Compliance	Admin - Department-wide	ADA compliance	1.7	1.7	1.7
3030 Inter-Agency Hearing/Mediation	Admin - Department-wide	Hearing services provided by the Office of Administrative Hearings (OAH)	83.4	200.0	200.0
3037 State Equipment Fleet	Trans - Department-wide	State equipment fleet, fuel and fixed costs services	1.4	3.0	3.0
3038 Inter-Agency Management/Consulting	Commerce - Department-wide	Child Support Assistance	0.7	2.5	2.5
3038 Inter-Agency Management/Consulting	Courts - Department-wide	Cooperative agreement designed to compensate ACS for qualified IV-D services currently provided by the court system	1,100.0	900.0	900.0
3038 Inter-Agency Management/Consulting	Health - Department-wide	Child Support Assistance Vital Statistics - Data Inquiries	53.6	60.0	60.0
3038 Inter-Agency Management/Consulting	Labor - Department-wide	Child Support Assistance - UI Interface	31.6	77.0	77.0
3038 Inter-Agency Management/Consulting	PubSaf - Department-wide	Fingerprinting and background check services	0.0	1.0	1.0
3038 Inter-Agency Management/Consulting	Labor - Department-wide	Child Support Services	60.0	60.0	60.0
3038 Inter-Agency Management/Consulting	Labor - Department-wide	Secure Access Management	4.2	5.0	5.0

**Personal Services Expenditure Detail**  
**Department of Revenue**

**Scenario:** FY2023 Governor (18673)  
**Component:** Child Support Services Division (111)  
**RDU:** Child Support Services (41)

PCN	Job Class Title	Time Status	Retire Code	Barg Unit	Location	Salary Sched	Range / Step	Comp Months	Split / Count	Annual Salaries	COLA	Premium Pay	Annual Benefits	Total Costs	UGF Amount
04-0026	Accounting Technician 1	FT	A	GP	Anchorage	200	12B / C	12.0		41,789	0	0	34,197	75,986	25,835
04-0027	Accounting Technician 1	FT	A	GP	Anchorage	200	12D / E	12.0		44,233	0	0	35,099	79,332	26,973
04-0028	Child Support Specialist 2	FT	A	SS	Anchorage	200	16K / L	12.0		74,295	1,017	0	47,789	123,101	41,854
04-0029	Accounting Technician 2	FT	A	GP	Anchorage	200	14C / D	12.0		49,503	0	0	37,043	86,546	29,426
04-2024	Microfilm/Imaging Operator 1	FT	A	GP	Anchorage	99	10O / P	12.0		53,557	0	0	38,539	92,096	31,313
04-3034	Microfilm/Imaging Operator 3	FT	A	SS	Anchorage	200	14K	12.0		63,190	865	0	43,692	107,747	36,634
04-7001	Division Director - Px	FT	A	XE	Anchorage	N00	27K / L	12.0		132,004	0	0	68,934	200,938	68,319
04-7004	Child Support Specialist 2	FT	A	SS	Anchorage	600	16F / J	12.0		67,574	925	0	45,309	113,808	38,695
04-7005	Data Processing Manager 2	FT	A	SS	Anchorage	200	23P / Q	12.0		136,815	1,873	0	70,852	209,540	71,244
04-7006	Office Assistant 2	FT	A	GP	Anchorage	200	10B / C	12.0		37,523	0	0	32,624	70,147	23,850
04-7007	Office Assistant 2	FT	A	GP	Anchorage	200	10B / C	12.0		37,656	0	0	32,673	70,329	23,912
04-7008	Analyst/Programmer 4	FT	A	GP	Anchorage	200	20A / B	12.0		71,294	0	0	45,082	116,376	0
04-7009	Administrative Officer 2	FT	A	SS	Anchorage	200	19L / M	12.0		93,194	1,276	0	54,761	149,231	50,739
04-7010	Accounting Technician 2	FT	A	GP	Anchorage	200	14A / B	12.0		46,963	0	0	36,106	83,069	28,244
04-7011	Child Support Specialist 2	FT	A	GP	Anchorage	200	16O	12.0		78,839	0	0	47,865	126,704	43,079
04-7012	Child Support Specialist 3	FT	A	SS	Anchorage	200	18N / O	12.0		92,077	1,260	0	54,348	147,685	50,213
04-7014	Child Support Specialist 1	FT	A	GG	Anchorage	99	14O	12.0		71,052	0	0	44,992	116,044	39,455
04-7015	Office Assistant 2	FT	A	GP	Anchorage	200	10C / D	12.0		37,912	0	0	32,767	70,679	24,031
04-7016	Child Support Specialist 1	FT	A	GP	Anchorage	200	14A / B	12.0		46,963	0	0	36,106	83,069	28,244
04-7018	Child Support Specialist 1	FT	A	GP	Anchorage	200	14A / B	12.0		46,963	0	0	36,106	83,069	28,244
04-7019	Child Support Specialist 1	FT	A	GP	Anchorage	200	14C / D	12.0		49,503	0	0	37,043	86,546	29,426
04-7020	Child Support Specialist 2	FT	A	SS	Anchorage	600	16C / D	12.0		61,896	847	0	43,215	105,958	36,026
04-7021	Child Support Specialist 2	FT	A	GP	Anchorage	200	16B / C	12.0		54,423	0	0	38,858	93,281	31,716
04-7022	Child Support Specialist 2	FT	A	SS	Anchorage	600	16J	12.0		69,576	952	0	46,048	116,576	39,636
04-7023	Office Assistant 2	FT	A	GP	Anchorage	200	10C / D	12.0		38,076	0	0	32,828	70,904	24,107
04-7025	Child Support Specialist 1	FT	A	GP	Anchorage	200	14D / E	12.0		51,619	0	0	37,824	89,443	30,411
04-7026	Office Assistant 2	FT	A	GP	Anchorage	200	10B / C	12.0		37,523	0	0	32,624	70,147	23,850
04-7027	Child Support Specialist 1	FT	A	GP	Anchorage	200	14G / J	12.0		56,083	0	0	39,470	95,553	32,488
04-7028	Child Support Specialist 1	FT	A	GP	Anchorage	200	14A / B	12.0		46,963	0	0	36,106	83,069	28,244
04-7030	Office Assistant 2	FT	A	GP	Anchorage	200	10C / D	12.0		38,740	0	0	33,073	71,813	24,416
04-7031	Accounting Technician 3	FT	A	GP	Anchorage	200	16E / F	12.0		60,414	0	0	41,068	101,482	34,504
04-7032	Accounting Technician 2	FT	A	GP	Anchorage	200	14D / E	12.0		50,863	0	0	37,545	88,408	30,059
04-7034	Office Assistant 2	FT	A	GP	Anchorage	200	10D / E	12.0		39,959	0	0	33,522	73,481	24,984
04-7035	Systems Programmer 2	FT	A	GP	Anchorage	200	22F / G	12.0		95,188	0	0	53,896	149,084	50,689
04-7036	Accounting Technician 1	FT	A	GP	Anchorage	200	12C / D	12.0		43,287	0	0	34,750	78,037	26,533
04-7037	Office Assistant 2	FT	A	GP	Anchorage	200	10C / D	12.0		38,285	0	0	32,905	71,190	24,205
04-7038	Child Support Specialist 1	FT	A	GP	Anchorage	99	14O	12.0		71,716	0	0	45,237	116,953	39,764

Note: If a position is split, an asterisk (\*) will appear in the Split/Count column. If the split position is also counted in the component, two asterisks (\*\*) will appear in this column. [No valid job title] appearing in the Job Class Title indicates that the PCN has an invalid class code or invalid range for the class code effective date of this scenario.

**Personal Services Expenditure Detail**  
**Department of Revenue**

**Scenario:** FY2023 Governor (18673)  
**Component:** Child Support Services Division (111)  
**RDU:** Child Support Services (41)

PCN	Job Class Title	Time Status	Retire Code	Barg Unit	Location	Salary Sched	Range / Step	Comp Months	Split / Count	Annual Salaries	COLA	Premium Pay	Annual Benefits	Total Costs	UGF Amount
04-7039	Child Support Specialist 2	FT	A	SS	Anchorage	99	16N	12.0		82,468	1,129	0	50,804	134,401	45,696
04-7041	Child Support Specialist 1	FT	A	GP	Anchorage	200	14J / M	12.0		63,284	0	0	42,127	105,411	35,840
04-7042	Administrative Assistant 2	FT	A	GP	Anchorage	200	14J / K	12.0		59,038	0	0	40,560	99,598	33,863
04-7043	Child Support Specialist 2	FT	A	SS	Anchorage	600	16B / C	12.0		59,254	811	0	42,240	102,305	34,784
04-7044	Child Support Specialist 1	FT	A	GP	Anchorage	200	14C / D	12.0		49,277	0	0	36,960	86,237	29,321
04-7045	Child Support Specialist 1	FT	A	GP	Anchorage	200	14D / E	12.0		50,561	0	0	37,433	87,994	29,918
04-7047	Child Support Specialist 2	FT	A	GP	Anchorage	200	16J / K	12.0		69,217	0	0	44,315	113,532	38,601
04-7048	Child Support Specialist 1	FT	A	GP	Anchorage	99	14P	12.0		73,694	0	0	45,967	119,661	40,685
04-7049	Child Support Specialist 1	FT	A	GP	Anchorage	200	14M	12.0		64,214	0	0	42,470	106,684	36,273
04-7050	Child Support Specialist 1	FT	A	GP	Anchorage	200	14F / G	12.0		55,912	0	0	39,407	95,319	32,409
04-7051	Office Assistant 2	FT	A	GP	Anchorage	200	10B / C	12.0		37,656	0	0	32,673	70,329	23,912
04-7052	Office Assistant 2	FT	A	GP	Anchorage	200	10B / C	12.0		37,523	0	0	32,624	70,147	23,850
04-7053	Child Support Specialist 2	FT	A	SS	Anchorage	600	16B / C	12.0		59,254	811	0	42,240	102,305	34,784
04-7055	Child Support Specialist 1	FT	A	GP	Anchorage	200	14J / K	12.0		58,580	0	0	40,391	98,971	33,650
04-7056	Child Support Specialist 1	FT	A	GP	Anchorage	200	14A / B	12.0		46,963	0	0	36,106	83,069	28,244
04-7057	Child Support Specialist 1	FT	A	GP	Anchorage	200	14J / K	12.0		60,078	0	0	40,944	101,022	34,348
04-7058	Investigator 4	FT	A	SS	Anchorage	200	20B / C	12.0		78,320	1,072	0	49,274	128,666	43,746
04-7060	Accounting Technician 2	FT	A	GG	Anchorage	200	14Q	12.0		76,459	0	0	46,987	123,446	41,972
04-7062	Accounting Technician 1	FT	A	GP	Anchorage	200	12B / C	12.0		42,551	0	0	34,478	77,029	26,190
04-7063	Child Support Specialist 3	FT	A	SS	Anchorage	200	18F	12.0		77,938	1,067	0	49,133	128,138	43,567
04-7064	Accounting Technician 2	FT	A	GP	Anchorage	200	14F / G	12.0		55,478	0	0	39,247	94,725	32,207
04-7066	Accounting Technician 1	FT	A	GP	Anchorage	200	12B / C	12.0		42,205	0	0	34,351	76,556	26,029
04-7067	Office Assistant 2	FT	A	GP	Anchorage	200	10B / C	12.0		37,421	0	0	32,586	70,007	23,802
04-7070	Child Support Specialist 2	FT	A	SS	Anchorage	600	16C / D	12.0		62,819	860	0	43,555	107,234	36,460
04-7072	Program Manager	FT	A	SS	Anchorage	200	22J / K	12.0		106,549	1,459	0	59,687	167,695	57,016
04-7073	Accounting Technician 2	FT	A	GP	Anchorage	200	14A / B	12.0		47,080	0	0	36,149	83,229	28,298
04-7074	Child Support Specialist 1	FT	A	GP	Anchorage	200	14J	12.0		58,344	0	0	40,304	98,648	33,540
04-7075	Child Support Specialist 1	FT	A	GP	Anchorage	200	14K	12.0		60,236	0	0	41,002	101,238	34,421
04-7077	Program Manager	FT	A	SS	Anchorage	200	22F / J	12.0		103,827	1,421	0	58,683	163,931	55,737
04-7078	Child Support Specialist 1	FT	A	GP	Anchorage	200	14L / M	12.0		63,284	0	0	42,127	105,411	35,840
04-7080	Child Support Specialist 1	FT	A	GP	Anchorage	200	14B / C	12.0		48,224	0	0	36,571	84,795	28,830
04-7081	Child Support Specialist 1	FT	A	GP	Anchorage	200	14B / C	12.0		48,224	0	0	36,571	84,795	28,830
04-7082	Accountant 3	FT	A	SS	Anchorage	200	18B / C	12.0		68,746	941	0	45,742	115,429	39,246
04-7083	Analyst/Programmer 4	FT	A	GP	Anchorage	200	20F / G	12.0		83,918	0	0	49,739	133,657	45,443
04-7084	Child Support Specialist 3	FT	A	SS	Anchorage	200	18J	12.0		80,475	1,102	0	50,069	131,646	44,760
04-7085	Child Support Specialist 1	FT	A	GG	Anchorage	99	14Q / R	12.0		75,117	0	0	46,492	121,609	41,347
04-7086	Child Support Specialist 1	FT	A	GP	Anchorage	200	14A / B	12.0		46,963	0	0	36,106	83,069	28,244
04-7087	Program Manager	FT	A	SS	Anchorage	200	22K / L	12.0		110,682	1,515	0	61,212	173,409	58,959

Note: If a position is split, an asterisk (\*) will appear in the Split/Count column. If the split position is also counted in the component, two asterisks (\*\*) will appear in this column. [No valid job title] appearing in the Job Class Title indicates that the PCN has an invalid class code or invalid range for the class code effective date of this scenario.



**Personal Services Expenditure Detail**  
**Department of Revenue**

**Scenario:** FY2023 Governor (18673)  
**Component:** Child Support Services Division (111)  
**RDU:** Child Support Services (41)

PCN	Job Class Title	Time Status	Retire Code	Barg Unit	Location	Salary Sched	Range / Step	Comp Months	Split / Count	Annual Salaries	COLA	Premium Pay	Annual Benefits	Total Costs	UGF Amount
04-7088	Child Support Specialist 1	FT	A	GP	Anchorage	200	14A / B	12.0		46,963	0	0	36,106	83,069	28,244
04-7090	Office Assistant 2	FT	A	GP	Anchorage	200	10C / D	12.0		38,076	0	0	32,828	70,904	24,107
04-7091	Accounting Technician 1	FT	A	GP	Anchorage	99	12O / P	12.0		61,991	0	0	41,650	103,641	35,238
04-7092	Accounting Technician 1	FT	A	GP	Anchorage	200	12B / C	12.0		42,205	0	0	34,351	76,556	26,029
04-7094	Office Assistant 2	FT	A	GP	Anchorage	200	10B / C	12.0		37,308	0	0	32,544	69,852	23,750
04-7095	Analyst/Programmer 3	FT	A	GP	Anchorage	200	18B / C	12.0		64,007	0	0	42,394	106,401	36,176
04-7096	Analyst/Programmer 2	FT	A	GP	Anchorage	200	16B / C	12.0		55,232	0	0	39,156	94,388	32,092
04-7097	Analyst/Programmer 5	FT	A	GP	Anchorage	200	22G / J	12.0		98,115	0	0	54,976	153,091	52,051
04-7098	Child Support Specialist 1	FT	A	GP	Anchorage	200	14E / F	12.0		53,274	0	0	38,434	91,708	31,181
04-7099	Office Assistant 2	FT	A	GP	Anchorage	200	10D / E	12.0		39,629	0	0	33,400	73,029	24,830
04-7100	Child Support Specialist 1	FT	A	GP	Anchorage	200	14A / B	12.0		46,963	0	0	36,106	83,069	28,244
04-7101	Office Assistant 2	FT	A	GP	Anchorage	200	10E / F	12.0		40,463	0	0	33,708	74,171	25,218
04-7102	Office Assistant 2	FT	A	GP	Anchorage	200	10C / D	12.0		38,740	0	0	33,073	71,813	24,416
04-7103	Deputy Director	FT	A	XE	Anchorage	N00	25D / E	12.0		110,312	0	0	60,931	171,243	58,223
04-7104	Office Assistant 2	FT	A	GP	Anchorage	200	10E / F	12.0		40,104	0	0	33,576	73,680	25,051
04-7105	Child Support Specialist 2	FT	A	GG	Anchorage	200	16A / B	12.0		53,542	0	0	38,533	92,075	31,306
04-7106	Child Support Specialist 1	FT	A	GP	Anchorage	200	14J / K	12.0		60,078	0	0	40,944	101,022	34,348
04-7107	Data Processing Manager 1	FT	A	SS	Anchorage	200	22A / B	12.0		88,469	1,211	0	53,018	142,698	48,517
04-7109	Office Assistant 2	FT	A	GP	Anchorage	200	10B / C	12.0		37,318	0	0	32,548	69,866	23,754
04-7111	Accounting Technician 2	FT	A	GP	Anchorage	200	14C / D	12.0		50,410	0	0	37,378	87,788	29,848
04-7112	Child Support Specialist 2	FT	A	SS	Anchorage	600	16L	12.0		74,173	1,015	0	47,744	122,932	41,797
04-7113	Office Assistant 2	FT	A	GP	Anchorage	200	10D / E	12.0		39,337	0	0	33,293	72,630	24,694
04-7114	Accounting Technician 3	FT	A	SS	Anchorage	600	16D / E	12.0		63,794	873	0	43,915	108,582	36,918
04-7116	Child Support Specialist 1	FT	A	GG	Anchorage	200	14A / B	12.0		46,496	0	0	35,934	82,430	28,026
04-7117	Child Support Specialist 1	FT	A	GP	Anchorage	200	14G	12.0		55,985	0	0	39,434	95,419	32,443
04-7119	Office Assistant 2	FT	A	GP	Anchorage	200	10L / M	12.0		48,136	0	0	36,539	84,675	28,790
04-7120	Accounting Technician 2	FT	A	GP	Anchorage	200	14A / B	12.0		47,028	0	0	36,130	83,158	28,274
04-7122	Child Support Specialist 1	FT	A	GP	Anchorage	200	14E / F	12.0		53,274	0	0	38,434	91,708	31,181
04-7123	Accounting Technician 1	FT	A	GG	Anchorage	200	12P	12.0		60,840	0	0	41,225	102,065	34,702
04-7124	Child Support Specialist 2	FT	A	SS	Anchorage	600	16A / B	12.0		58,409	800	0	41,928	101,137	34,387
04-7126	Accounting Technician 3	FT	A	SS	Anchorage	600	16D / E	12.0		63,082	864	0	43,652	107,598	36,583
04-7127	Accounting Technician 3	FT	A	SS	Anchorage	600	16L	12.0		74,173	1,015	0	47,744	122,932	41,797
04-7128	Child Support Specialist 1	FT	A	GP	Anchorage	200	14A / B	12.0		46,963	0	0	36,106	83,069	28,244
04-7129	Accounting Technician 2	FT	A	GP	Anchorage	200	14C / D	12.0		50,334	0	0	37,350	87,684	29,813
04-7131	Office Assistant 2	FT	A	GP	Anchorage	200	10B / C	12.0		37,421	0	0	32,586	70,007	23,802
04-7132	Child Support Specialist 1	FT	A	GP	Anchorage	200	14A / B	12.0		46,963	0	0	36,106	83,069	28,244
04-7133	Office Assistant 2	FT	A	GP	Anchorage	200	10G / J	12.0		43,405	0	0	34,793	78,198	26,587
04-7134	Child Support Specialist 2	FT	A	GP	Anchorage	200	16C / D	12.0		56,197	0	0	39,512	95,709	32,541

Note: If a position is split, an asterisk (\*) will appear in the Split/Count column. If the split position is also counted in the component, two asterisks (\*\*) will appear in this column. [No valid job title] appearing in the Job Class Title indicates that the PCN has an invalid class code or invalid range for the class code effective date of this scenario.

**Personal Services Expenditure Detail**  
**Department of Revenue**

**Scenario:** FY2023 Governor (18673)  
**Component:** Child Support Services Division (111)  
**RDU:** Child Support Services (41)

PCN	Job Class Title	Time Status	Retire Code	Barg Unit	Location	Salary Sched	Range / Step	Comp Months	Split / Count	Annual Salaries	COLA	Premium Pay	Annual Benefits	Total Costs	UGF Amount
04-7135	Accounting Technician 1	FT	A	GP	Anchorage	200	12L / M	12.0		54,312	0	0	38,817	93,129	31,664
04-7136	Office Assistant 2	FT	A	GP	Anchorage	200	10J	12.0		44,441	0	0	35,176	79,617	27,070
04-7137	Analyst/Programmer 3	FT	A	GP	Anchorage	200	18B / C	12.0		64,490	0	0	42,572	107,062	36,401
04-7139	Child Support Specialist 1	FT	A	GP	Anchorage	200	14B / C	12.0		48,554	0	0	36,693	85,247	28,984
04-7140	Child Support Specialist 1	FT	A	GP	Anchorage	200	14B / C	12.0		48,185	0	0	36,557	84,742	28,812
04-7141	Child Support Specialist 1	FT	A	GP	Anchorage	200	14D / E	12.0		51,014	0	0	37,600	88,614	30,129
04-7142	Child Support Specialist 2	FT	A	SS	Anchorage	600	16L / M	12.0		75,339	1,031	0	48,174	124,544	42,345
04-7143	Child Support Specialist 2	FT	A	GP	Anchorage	200	16B / C	12.0		54,524	0	0	38,895	93,419	31,763
04-7144	Child Support Specialist 1	FT	A	GP	Anchorage	200	14F / G	12.0		55,044	0	0	39,087	94,131	32,005
04-7145	Child Support Specialist 1	FT	A	GP	Anchorage	200	14G	12.0		55,985	0	0	39,434	95,419	32,443
04-7146	Child Support Specialist 1	FT	A	GP	Anchorage	200	14A / B	12.0		46,898	0	0	36,082	82,980	28,213
04-7147	Child Support Specialist 1	FT	A	GP	Anchorage	200	14K	12.0		60,236	0	0	41,002	101,238	34,421
04-7148	Child Support Specialist 1	FT	A	GP	Anchorage	200	14B / C	12.0		47,737	0	0	36,392	84,129	28,604
04-7150	Child Support Specialist 1	FT	A	GP	Anchorage	200	14A / B	12.0		46,898	0	0	36,082	82,980	28,213
04-7152	Child Support Specialist 2	FT	A	SS	Anchorage	600	16O / P	12.0		82,548	1,130	0	50,833	134,511	45,734
04-7153	Child Support Specialist 3	FT	A	SS	Anchorage	200	18F	12.0		77,938	1,067	0	49,133	128,138	43,567
04-7155	Child Support Specialist 3	FT	A	SS	Anchorage	200	18M	12.0		88,587	1,213	0	53,061	142,861	48,573
04-7158	Child Support Specialist 1	FT	A	GP	Anchorage	200	14M	12.0		64,214	0	0	42,470	106,684	36,273
04-7159	Child Support Specialist 1	FT	A	GP	Anchorage	200	14A / B	12.0		46,898	0	0	36,082	82,980	28,213
04-7160	Child Support Specialist 1	FT	A	GP	Anchorage	200	14A / B	12.0		46,898	0	0	36,082	82,980	28,213
04-7161	Child Support Specialist 1	FT	A	GP	Anchorage	200	14A / B	12.0		46,898	0	0	36,082	82,980	28,213
04-7163	Child Support Specialist 1	FT	A	GP	Anchorage	99	14P / Q	12.0		73,372	0	0	45,848	119,220	40,535
04-7164	Child Support Specialist 2	FT	A	GP	Anchorage	200	16G	12.0		64,526	0	0	42,585	107,111	36,418
04-7166	Office Assistant 2	FT	A	GP	Anchorage	200	10B / C	12.0		37,523	0	0	32,624	70,147	23,850
04-7167	Office Assistant 2	FT	A	GP	Anchorage	200	10D / E	12.0		39,016	0	0	33,174	72,190	24,545
04-7169	Child Support Specialist 2	FT	A	SS	Anchorage	600	16B / C	12.0		60,518	828	0	42,706	104,052	35,378
04-7170	Child Support Specialist 1	FT	A	GP	Anchorage	200	14E / F	12.0		52,543	0	0	38,164	90,707	30,840
04-7171	Child Support Specialist 1	FT	A	GP	Anchorage	200	14B / C	12.0		48,554	0	0	36,693	85,247	28,984
04-7172	Child Support Specialist 1	FT	A	GP	Anchorage	200	14B / C	12.0		48,224	0	0	36,571	84,795	28,830
04-7173	Child Support Specialist 1	FT	A	GP	Anchorage	200	14D / E	12.0		51,150	0	0	37,651	88,801	30,192
04-7174	Child Support Specialist 1	FT	A	GP	Anchorage	200	14E / F	12.0		53,843	0	0	38,644	92,487	31,446
04-7175	Child Support Specialist 2	FT	A	GP	Anchorage	200	16F / G	12.0		63,274	0	0	42,123	105,397	35,835
04-7176	Office Assistant 2	FT	A	GP	Anchorage	99	10Q	12.0		56,395	0	0	39,585	95,980	32,633
04-7177	Office Assistant 2	FT	A	GP	Anchorage	99	10O / P	12.0		54,290	0	0	38,809	93,099	31,654
04-7178	Child Support Specialist 1	FT	A	GP	Anchorage	200	14A / B	12.0		46,898	0	0	36,082	82,980	28,213
04-7181	Child Support Specialist 1	FT	A	GP	Anchorage	200	14A / B	12.0		46,833	0	0	36,058	82,891	28,183
04-7182	Accounting Technician 2	FT	A	GP	Anchorage	200	14K	12.0		60,236	0	0	41,002	101,238	34,421
04-7183	Child Support Specialist 1	FT	A	GP	Anchorage	200	14A / B	12.0		46,833	0	0	36,058	82,891	28,183

Note: If a position is split, an asterisk (\*) will appear in the Split/Count column. If the split position is also counted in the component, two asterisks (\*\*) will appear in this column. [No valid job title] appearing in the Job Class Title indicates that the PCN has an invalid class code or invalid range for the class code effective date of this scenario.

**Personal Services Expenditure Detail**  
**Department of Revenue**

**Scenario:** FY2023 Governor (18673)  
**Component:** Child Support Services Division (111)  
**RDU:** Child Support Services (41)

PCN	Job Class Title	Time Status	Retire Code	Barg Unit	Location	Salary Sched	Range / Step	Comp Months	Split / Count	Annual Salaries	COLA	Premium Pay	Annual Benefits	Total Costs	UGF Amount
04-7184	Child Support Specialist 1	FT	A	GP	Anchorage	200	14A / B	12.0		46,833	0	0	36,058	82,891	28,183
04-7185	Child Support Specialist 3	FT	A	SS	Anchorage	200	18M / N	12.0		91,338	1,250	0	54,076	146,664	49,866
04-7186	Child Support Specialist 1	FT	A	GP	Anchorage	200	14M / N	12.0		65,170	0	0	42,823	107,993	36,718
04-7187	Child Support Specialist 2	FT	A	SS	Anchorage	600	16F	12.0		67,392	923	0	45,242	113,557	38,609
04-7188	Accounting Technician 2	FT	A	GP	Anchorage	200	14F / G	12.0		54,466	0	0	38,874	93,340	31,736
04-7189	Accounting Technician 2	FT	A	GP	Anchorage	200	14J	12.0		58,344	0	0	40,304	98,648	33,540
04-7192	Accounting Technician 3	FT	A	GG	Anchorage	99	16N	12.0		79,246	0	0	48,015	127,261	43,269
04-7193	Accounting Technician 1	FT	A	GP	Anchorage	200	12J / K	12.0		51,637	0	0	37,830	89,467	30,419
04-7194	Accounting Technician 3	FT	A	GP	Anchorage	200	16L	12.0		71,643	0	0	45,210	116,853	39,730
04-7195	Child Support Specialist 2	FT	A	GP	Anchorage	200	16A / B	12.0		53,924	0	0	38,674	92,598	31,483
04-7196	Child Support Specialist 1	FT	A	GP	Anchorage	200	14A / B	12.0		46,833	0	0	36,058	82,891	28,183
04-7197	Child Support Specialist 3	FT	A	SS	Anchorage	200	18D / E	12.0		73,963	1,012	0	47,666	122,641	41,698
04-7199	Office Assistant 2	FT	A	GP	Anchorage	200	10B / C	12.0		37,523	0	0	32,624	70,147	23,850
04-7200	Child Support Specialist 1	FT	A	GP	Anchorage	200	14A / B	12.0		46,768	0	0	36,034	82,802	28,153
04-7201	Child Support Specialist 2	FT	A	GP	Anchorage	200	16G / J	12.0		67,086	0	0	43,529	110,615	37,609
04-7202	Child Support Specialist 1	FT	A	GP	Anchorage	200	14A / B	12.0		46,768	0	0	36,034	82,802	28,153
04-7203	Office Assistant 2	FT	A	GP	Anchorage	200	10M / N	12.0		50,172	0	0	37,290	87,462	29,737
04-7204	Child Support Specialist 1	FT	A	GP	Anchorage	200	14G	12.0		55,985	0	0	39,434	95,419	32,443
04-7205	Accounting Technician 1	FT	A	GP	Anchorage	200	12A / B	12.0		41,026	0	0	33,916	74,942	25,480
04-7206	Child Support Specialist 2	FT	A	SS	Anchorage	600	16O	12.0		81,661	1,118	0	50,506	133,285	45,317
04-7208	Child Support Specialist 1	FT	A	GP	Anchorage	99	14P / Q	12.0		73,372	0	0	45,848	119,220	40,535
04-7209	Accounting Technician 2	FT	A	GP	Anchorage	99	14O / P	12.0		70,926	0	0	44,946	115,872	39,397
04-7210	Child Support Specialist 1	FT	A	GG	Anchorage	99	14R / S	12.0		78,475	0	0	47,731	126,206	42,910
04-7211	Child Support Specialist 1	FT	A	GP	Anchorage	200	14G / J	12.0		56,476	0	0	39,615	96,091	32,671
04-7212	Child Support Specialist 1	FT	A	GP	Anchorage	200	14A / B	12.0		46,768	0	0	36,034	82,802	28,153
04-7213	Child Support Specialist 1	FT	A	GP	Anchorage	200	14E / F	12.0		52,543	0	0	38,164	90,707	30,840
04-7214	Child Support Specialist 1	FT	A	GP	Anchorage	200	14B / C	12.0		48,659	0	0	36,732	85,391	29,033
04-7215	Child Support Specialist 1	FT	A	GP	Anchorage	200	14G	12.0		55,985	0	0	39,434	95,419	32,443
04-7216	Child Support Specialist 1	FT	A	GP	Anchorage	200	14C / D	12.0		49,654	0	0	37,099	86,753	29,496
04-7221	Child Support Specialist 1	FT	A	GP	Anchorage	200	14M / N	12.0		64,822	0	0	42,694	107,516	36,555
04-7222	Child Support Specialist 2	FT	A	SS	Anchorage	600	16C / D	12.0		62,242	852	0	43,342	106,436	36,188
04-7223	Child Support Specialist 1	FT	A	GP	Anchorage	200	14G	12.0		55,985	0	0	39,434	95,419	32,443
04-7224	Child Support Specialist 1	FT	A	GP	Anchorage	200	14C / D	12.0		50,350	0	0	37,355	87,705	29,820
04-7225	Accounting Technician 3	FT	A	SS	Anchorage	600	16K	12.0		71,843	983	0	46,884	119,710	40,701
04-7226	Child Support Specialist 1	FT	A	GP	Anchorage	200	14A / B	12.0		46,768	0	0	36,034	82,802	28,153
04-7227	Office Assistant 2	FT	A	GP	Anchorage	200	10C / D	12.0		38,285	0	0	32,905	71,190	24,205
04-7228	Investigator 3	FT	A	GP	Anchorage	200	18G	12.0		73,769	0	0	45,995	119,764	40,720
04-7229	Child Support Specialist 2	FT	A	GP	Anchorage	200	16C / D	12.0		56,410	0	0	39,591	96,001	32,640

Note: If a position is split, an asterisk (\*) will appear in the Split/Count column. If the split position is also counted in the component, two asterisks (\*\*) will appear in this column. [No valid job title] appearing in the Job Class Title indicates that the PCN has an invalid class code or invalid range for the class code effective date of this scenario.

**Personal Services Expenditure Detail**  
**Department of Revenue**

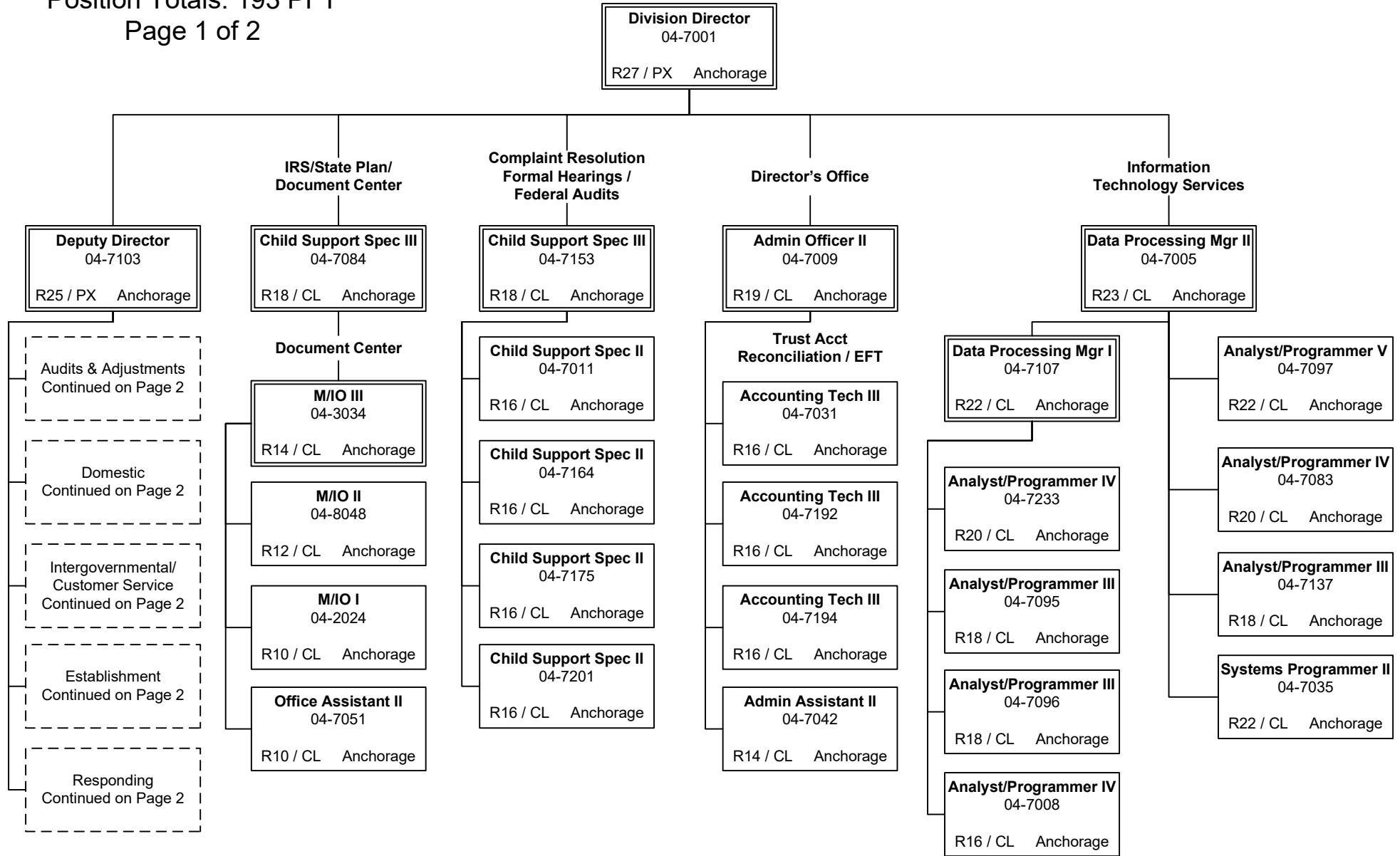
**Scenario:** FY2023 Governor (18673)  
**Component:** Child Support Services Division (111)  
**RDU:** Child Support Services (41)

PCN	Job Class Title	Time Status	Retire Code	Barg Unit	Location	Salary Sched	Range / Step	Comp Months	Split / Count	Annual Salaries	COLA	Premium Pay	Annual Benefits	Total Costs	UGF Amount
04-7230	Child Support Specialist 1	FT	A	GP	Anchorage	200	14C / D	12.0		48,884	0	0	36,815	85,699	29,138
04-7232	Child Support Specialist 1	FT	A	GG	Anchorage	99	14N / O	12.0		67,263	0	0	43,595	110,858	37,692
04-7233	Analyst/Programmer 3	FT	A	GP	Anchorage	200	18D / E	12.0		67,116	0	0	43,540	110,656	37,623
04-8048	Microfilm/Imaging Operator 2	FT	A	GP	Anchorage	200	12E / F	12.0		46,898	0	0	36,082	82,980	28,213
													<b>Total Salary Costs:</b>	11,281,489	
													<b>Total COLA:</b>	38,388	
													<b>Total Premium Pay:</b>	0	
													<b>Total Benefits:</b>	7,847,050	
													<b>Total Pre-Vacancy:</b>	19,166,927	
													<b>Minus Vacancy Adjustment of 6.20%:</b>	(1,188,327)	
													<b>Total Post-Vacancy:</b>	17,978,600	
													<b>Plus Lump Sum Premium Pay:</b>	0	
													<b>Personal Services Line 100:</b>	17,978,600	
<b>Full Time Positions:</b>		193	0	0											
<b>Part Time Positions:</b>		0	0	0											
<b>Non Permanent Positions:</b>		0	0	0											
<b>Positions in Component:</b>		193	0	0											
<b>Total Component Months:</b>		2,316.0													

PCN Funding Sources:	Pre-Vacancy	Post-Vacancy	Percent
1002 Federal Receipts	12,573,364	11,793,830	65.60%
1003 General Fund Match	6,477,187	6,075,609	33.79%
1061 Capital Improvement Project Receipts	116,376	109,161	0.61%
<b>Total PCN Funding:</b>	<b>19,166,927</b>	<b>17,978,600</b>	<b>100.00%</b>

Note: If a position is split, an asterisk (\*) will appear in the Split/Count column. If the split position is also counted in the component, two asterisks (\*\*) will appear in this column. [No valid job title] appearing in the Job Class Title indicates that the PCN has an invalid class code or invalid range for the class code effective date of this scenario.

**Department of Revenue**  
 Child Support Services Division (111)  
 RDU: Child Support Services (41)  
 FY2023 Governor's Budget  
 Position Totals: 193 PFT  
 Page 1 of 2



M/IO = Microfilm/Imaging Operator

**Department of Revenue**  
**Child Support Services Division**  
*Page 2 of 2*

**Deputy Director**  
 04-7103  
 R25 / PX Anchorage

**Case Financials**

**Program Manager**  
 04-7087  
 R22 / CL Anchorage

**Audits & Adjustments**

**Accountant III**  
 04-7082  
 R18 / CL Anchorage

**Accounting Tech III**  
 04-7114 04-7126  
 04-7127 04-7225  
 (4)  
 R16 / CL Anchorage

**Accounting Tech II**  
 04-0029 04-7010  
 04-7032 04-7060  
 04-7064 04-7073  
 04-7111 04-7120  
 04-7129 04-7182  
 04-7189 04-7209  
 04-7188  
 (13)  
 R14 / CL Anchorage

**Accounting Tech I**  
 04-0026 04-0027  
 04-7036 04-7062  
 04-7066 04-7091  
 04-7123 04-7135  
 04-7193 04-7092  
 04-7205  
 (11)  
 R12 / CL Anchorage

**Establishment**

**Child Support Spec III**  
 04-7197  
 R18 / CL Anchorage

**Child Support Spec II**  
 04-7043 04-7142  
 04-7152 04-7169  
 (4)  
 R16 / CL Anchorage

**Child Support Spec I**  
 04-7018 04-7019  
 04-7057 04-7074  
 04-7098 04-7106  
 04-7139 04-7140  
 04-7147 04-7158  
 04-7160 04-7172  
 04-7183 04-7196  
 04-7210 04-7211  
 04-7214 04-7224  
 04-7226 04-7230  
 04-7204  
 (21)  
 R14 / CL Anchorage

**Office Assistant II**  
 04-7006 04-7119  
 04-7131 04-7199  
 04-7227  
 (5)  
 R10 / CL Anchorage

**Enforcement Actions**

**Program Manager**  
 04-7077  
 R22 / CL Anchorage

**Domestic**

**Child Support Spec III**  
 04-7063  
 R18 / CL Anchorage

**Child Support Spec II**  
 04-0028 04-7004  
 04-7022 04-7206  
 (4)  
 R16 / CL Anchorage

**Child Support Spec I**  
 04-7025 04-7028  
 04-7038 04-7044  
 04-7049 04-7075  
 04-7078 04-7080  
 04-7081 04-7100  
 04-7117 04-7132  
 04-7144 04-7145  
 04-7146 04-7148  
 04-7178 04-7186  
 04-7202 04-7213  
 04-7221 04-7223  
 04-7232 04-7181  
 (24)  
 R14 / CL Anchorage

**Office Assistant II**  
 04-7007 04-7026  
 04-7034 04-7094  
 04-7101 04-7133  
 04-7136 04-7203  
 (8)  
 R10 / CL Anchorage

**Intergovernmental**

**Child Support Spec III**  
 04-7012  
 R18 / CL Anchorage

**Child Support Spec II**  
 04-7039 04-7112  
 04-7187 04-7222  
 (4)  
 R16 / CL Anchorage

**Child Support Spec I**  
 04-7014 04-7027  
 04-7041 04-7048  
 04-7050 04-7055  
 04-7078 04-7080  
 04-7085 04-7086  
 04-7088 04-7116  
 04-7122 04-7159  
 04-7161 04-7170  
 04-7171 04-7173  
 04-7174 04-7200  
 04-7208 04-7215  
 04-7216 04-7016  
 (22)  
 R14 / CL Anchorage

**Office Assistant II**  
 04-7015 04-7023  
 04-7037 04-7113  
 04-7176 04-7177  
 (6)  
 R10 / CL Anchorage

**Criminal Investigations**

**Investigator IV**  
 04-7058  
 R20 / CL Anchorage

**Investigator III**  
 04-7228  
 R18 / CL Anchorage

**Special Forces Unit**

**Program Manager**  
 04-7072  
 R22 / CL Anchorage

**CATT**

**Child Support Spec III**  
 04-7155  
 R18 / CL Anchorage

**Child Support Spec II**  
 04-7020 04-7053  
 04-7070  
 (3)  
 R16 / CL Anchorage

**Child Support Spec II**  
 04-7021 04-7134  
 04-7143 04-7195  
 (4)  
 R14 / CL Anchorage

**Office Assistant II**  
 04-7166 04-7030  
 04-7109 04-7102  
 04-7099 04-7052  
 04-7067 04-7167  
 04-7104 04-7090  
 (10)  
 R10 / CL Anchorage

**Research & Development**

**Child Support Spec III**  
 04-7185  
 R18 / CL Anchorage

**Child Support Spec II**  
 04-7047 04-7105  
 04-7229  
 (3)  
 R16 / CL Anchorage

**Child Support Spec II**  
 04-7124  
 R16 / CL Anchorage

**Child Support Spec I**  
 04-7045 04-7141  
 04-7128 04-7163  
 04-7212 04-7056  
 04-7150 04-7184  
 (8)  
 R14 / CL Anchorage

**State of Alaska  
FY2023 Governor's Operating Budget**

**Department of Revenue  
Administration and Support  
Results Delivery Unit Budget Summary**

Administration and Support Results Delivery Unit

**Contribution to Department's Mission**

The mission of the Department of Revenue is to collect, distribute and invest funds for public purposes.

**Major RDU Accomplishments in 2021**

Please see component narratives.

**Key RDU Challenges**

Please see component narratives.

**Significant Changes in Results to be Delivered in FY2023**

Please see component narratives.

Contact Information

**Contact:** Eric DeMoulin, Director, Administrative Services

**Phone:** (907) 465-1009

**E-mail:** [eric.demoulin@alaska.gov](mailto:eric.demoulin@alaska.gov)



**Administration and Support  
RDU Financial Summary by Component**

*All dollars shown in thousands*

	FY2021 Actuals				FY2022 Management Plan				FY2023 Governor			
	UGF+DGF Funds	Other Funds	Federal Funds	Total Funds	UGF+DGF Funds	Other Funds	Federal Funds	Total Funds	UGF+DGF Funds	Other Funds	Federal Funds	Total Funds
<b>Formula Expenditures</b> None.												
<b>Non-Formula Expenditures</b>												
Commissioner's Office	257.5	801.4	322.7	1,381.6	644.4	173.1	332.0	1,149.5	627.6	166.4	311.0	1,105.0
Administrative Services	534.4	969.0	445.6	1,949.0	594.5	1,416.1	467.7	2,478.3	561.1	1,419.5	461.0	2,441.6
Criminal Investigations Unit	0.0	1,036.3	0.0	1,036.3	0.0	1,151.9	0.0	1,151.9	0.0	1,123.3	0.0	1,123.3
<b>Totals</b>	<b>791.9</b>	<b>2,806.7</b>	<b>768.3</b>	<b>4,366.9</b>	<b>1,238.9</b>	<b>2,741.1</b>	<b>799.7</b>	<b>4,779.7</b>	<b>1,188.7</b>	<b>2,709.2</b>	<b>772.0</b>	<b>4,669.9</b>

**Administration and Support**  
**Summary of RDU Budget Changes by Component**  
**From FY2022 Management Plan to FY2023 Governor**

*All dollars shown in thousands*

	<u>Unrestricted Gen (UGF)</u>	<u>Designated Gen (DGF)</u>	<u>Other Funds</u>	<u>Federal Funds</u>	<u>Total Funds</u>
<b>FY2022 Management Plan</b>	1,238.9	0.0	2,741.1	799.7	4,779.7
<b>Adjustments which continue current level of service:</b>					
-Commissioner's Office	-16.8	0.0	0.8	-6.5	-22.5
-Administrative Services	-33.4	0.0	3.4	-6.7	-36.7
-Criminal Investigations Unit	0.0	0.0	-28.6	0.0	-28.6
<b>Proposed budget decreases:</b>					
-Commissioner's Office	0.0	0.0	-7.5	-14.5	-22.0
<b>FY2023 Governor</b>	<b>1,188.7</b>	<b>0.0</b>	<b>2,709.2</b>	<b>772.0</b>	<b>4,669.9</b>

# **State of Alaska FY2023 Governor's Operating Budget**

## **Department of Revenue Commissioner's Office Component Budget Summary**

## Component: Commissioner's Office

### Contribution to Department's Mission

The mission of the Department of Revenue is to collect, distribute and invest funds for public purposes.

### Core Services

- Management oversight of division programs
- Coordination, development and promotion of programs for collection and investment of public funds
- Provide controls and enforcement for the collection, investment and payment of funds (Permanent Fund Dividend, Child Support Services, Tax and Treasury Divisions)

### Major Component Accomplishments in 2021

Please see department accomplishments.

### Key Component Challenges

- The Department of Revenue is continuing to stand up its new risk management program. As cybersecurity events become more common nationwide and as hackers become more sophisticated, it remains the Department's goal to prevent these events before they happen and ensure Alaskan's data as well as the financial assets of the State have the proper safeguards.
- The Department of Revenue is undertaking a major initiative to establish key performance Indicators (KPIs) at the Department, Division, and individual employee level. This process is a major undertaking but at the end it will culminate in the establishment of SMART goals for each employee to ensure that the entire department is productive in this telework environment and aligned with the department's strategic vision.
- It is anticipated that the balance of the Constitutional Budget Reserve (CBR) fund will be less than \$1.0 billion by the end of FY2021. Given that this has been the main account used for cash-flow management in recent years, the Department will be challenged to identify other sources of short-borrowing to meet appropriations given the mis-match between the rate of revenue collections and the rate of spending.
- Providing key decision makers with the information necessary to adopt a fiscal plan to ensure that the State of Alaska has the financial resources necessary to provide constitutionally required public services in an era of volatile oil prices and declining production.
- Estimating oil and gas revenues in light of the highly volatile oil and gas market coupled with uncertainties in the U.S. and global economies.
- Managing the State's \$42 billion assets, including the General Fund and Other Non-segregated Investments (GeFONSI), the Constitutional Budget Reserve Fund and pension funds is more challenging in an environment of increased market volatility, after several years of relatively placid markets, as market participants increasingly react to the U.S. economy including the rising risks of recession and concern that an uncertain economic event may occur.
- Using technology improvements to process approximately 640,000 Permanent Fund Dividend applications annually and within a limited budget.

### Significant Changes in Results to be Delivered in FY2023

Please see department changes in results.

**Statutory and Regulatory Authority**

AS 09.50	Code of Civil Procedure - Actions Where State a Party
AS 10.25.570	Electric and Telephone Cooperative Act
AS 16.10.265	Purchase of Fish from Permit Holders
AS.18.26	Alaska Medical Facility Authority
AS 18.56	Alaska Housing Finance Corporation
AS 25.25	Uniform Interstate Family Support Act
AS 25.27	Child Support Service Agency
AS 34.45	Unclaimed Property
AS 37.05	Fiscal Procedures Act
AS 37.07	Executive Budget Act
AS 37.10	Public Funds
AS 37.10.220	Duties of the Alaska Retirement Management Board
AS 37.13	Alaska Permanent Fund and Corporation
AS 37.14	Special [Mental Health Trust] Funds
AS 37.15	State Bonding Act
AS 38.05.036	Audit of Royalty and Net Profit Payments and Costs
AS 40.25.110	Public Records
AS 43	Revenue and Taxation
AS 44.25	Department of Revenue
AS 44.83.386	Alaska Energy Authority - Investment of Fund
AS 44.85	Alaska Municipal Bond Bank Authority
AS 45.98.050	Historical District Loan Act - Sale or Transfer of Mortgages and Notes
15 AAC	Revenue

**Contact Information**

**Contact:** Eric DeMoulin, Director, Administrative Services  
**Phone:** (907) 465-1009  
**E-mail:** eric.demoulin@alaska.gov

Commissioner's Office Personal Services Information				
Authorized Positions			Personal Services Costs	
	<u>FY2022</u> <u>Management</u> <u>Plan</u>	<u>FY2023</u> <u>Governor</u>		
Full-time	4	4	Annual Salaries	561,044
Part-time	0	0	Premium Pay	0
Nonpermanent	0	1	Annual Benefits	256,133
			<i>Less 0.00% Vacancy Factor</i>	(0)
			Lump Sum Premium Pay	0
<b>Totals</b>	<b>4</b>	<b>5</b>	<b>Total Personal Services</b>	<b>817,177</b>

Position Classification Summary					
Job Class Title	Anchorage	Fairbanks	Juneau	Others	Total
Chief Risk Off	1	0	0	0	1
Commissioner	1	0	0	0	1
Deputy Commissioner	1	0	0	0	1
Executive Secretary 2	1	0	0	0	1
Sp Asst Commr 2	0	0	1	0	1
<b>Totals</b>	<b>4</b>	<b>0</b>	<b>1</b>	<b>0</b>	<b>5</b>

**Component Detail All Funds**  
**Department of Revenue**

**Component:** Commissioner's Office (123)  
**RDU:** Administration and Support (50)

Non-Formula Component

	FY2021 Actuals	FY2022 Conference Committee	FY2022 Authorized	FY2022 Management Plan	FY2023 Governor	FY2022 Management Plan vs FY2023 Governor	
71000 Personal Services	787.0	1,001.0	1,001.0	811.1	817.2	6.1	0.8%
72000 Travel	19.1	38.5	38.5	38.5	38.5	0.0	0.0%
73000 Services	570.9	81.1	81.1	271.0	220.4	-50.6	-18.7%
74000 Commodities	4.6	28.9	28.9	28.9	28.9	0.0	0.0%
75000 Capital Outlay	0.0	0.0	0.0	0.0	0.0	0.0	0.0%
77000 Grants, Benefits	0.0	0.0	0.0	0.0	0.0	0.0	0.0%
78000 Miscellaneous	0.0	0.0	0.0	0.0	0.0	0.0	0.0%
<b>Totals</b>	<b>1,381.6</b>	<b>1,149.5</b>	<b>1,149.5</b>	<b>1,149.5</b>	<b>1,105.0</b>	<b>-44.5</b>	<b>-3.9%</b>
<b>Fund Sources:</b>							
1004 Gen Fund (UGF)	257.5	644.4	644.4	644.4	627.6	-16.8	-2.6%
1007 I/A Rcpts (Other)	801.4	173.1	173.1	173.1	166.4	-6.7	-3.9%
1133 CSSD Reimb (Fed)	322.7	332.0	332.0	332.0	311.0	-21.0	-6.3%
<b>Unrestricted General (UGF)</b>	<b>257.5</b>	<b>644.4</b>	<b>644.4</b>	<b>644.4</b>	<b>627.6</b>	<b>-16.8</b>	<b>-2.6%</b>
<b>Designated General (DGF)</b>	<b>0.0</b>	<b>0.0</b>	<b>0.0</b>	<b>0.0</b>	<b>0.0</b>	<b>0.0</b>	<b>0.0%</b>
<b>Other Funds</b>	<b>801.4</b>	<b>173.1</b>	<b>173.1</b>	<b>173.1</b>	<b>166.4</b>	<b>-6.7</b>	<b>-3.9%</b>
<b>Federal Funds</b>	<b>322.7</b>	<b>332.0</b>	<b>332.0</b>	<b>332.0</b>	<b>311.0</b>	<b>-21.0</b>	<b>-6.3%</b>
<b>Positions:</b>							
Permanent Full Time	4	4	4	4	4	0	0.0%
Permanent Part Time	0	0	0	0	0	0	0.0%
Non Permanent	0	0	0	0	1	1	100.0%

**Change Record Detail - Multiple Scenarios with Descriptions**  
**Department of Revenue**

**Component:** Commissioner's Office (123)  
**RDU:** Administration and Support (50)

Scenario/Change Record Title	Trans Type	Totals	Personal Services	Travel	Services	Commodities	Capital Outlay	Grants, Benefits	Miscellaneous	Positions		NP
										PFT	PPT	
<b>***** Changes From FY2022 Conference Committee To FY2022 Authorized *****</b>												
<b>FY2022 Conference Committee</b>												
	ConfCom	1,149.5	1,001.0	38.5	81.1	28.9	0.0	0.0	0.0	4	0	0
1004 Gen Fund		644.4										
1007 I/A Rcpts		173.1										
1133 CSSD		332.0										
Reimb												
<b>Subtotal</b>		<b>1,149.5</b>	<b>1,001.0</b>	<b>38.5</b>	<b>81.1</b>	<b>28.9</b>	<b>0.0</b>	<b>0.0</b>	<b>0.0</b>	<b>4</b>	<b>0</b>	<b>0</b>
<b>***** Changes From FY2022 Authorized To FY2022 Management Plan *****</b>												
<b>Align Authority with Anticipated Expenditures</b>												
	LIT	0.0	-189.9	0.0	189.9	0.0	0.0	0.0	0.0	0	0	0
Transfer authority from personal services to services for anticipated risk management consultant costs. The remaining personal services authority is sufficient to cover anticipated expenditures.												
<b>Subtotal</b>		<b>1,149.5</b>	<b>811.1</b>	<b>38.5</b>	<b>271.0</b>	<b>28.9</b>	<b>0.0</b>	<b>0.0</b>	<b>0.0</b>	<b>4</b>	<b>0</b>	<b>0</b>
<b>***** Changes From FY2022 Management Plan To FY2023 Governor *****</b>												
<b>FY2023 Executive Health Insurance, SBS, and Risk Management Rate Changes</b>												
	SalAdj	5.6	5.6	0.0	0.0	0.0	0.0	0.0	0.0	0	0	0
1004 Gen Fund		3.2										
1007 I/A Rcpts		0.8										
1133 CSSD		1.6										
Reimb												
FY2023 Change Partially Exempt & Exempt Executive (EE) - Health Insurance from \$1,555 to \$1,685; SBS and Risk Management Rates: \$5.6												
<b>FY2023 PERS Actuarial Rate Adjustment to 24.79% Ch9 SLA2021 (SB55)</b>												
	SalAdj	-28.1	-28.1	0.0	0.0	0.0	0.0	0.0	0.0	0	0	0
1004 Gen Fund		-15.8										
1007 I/A Rcpts		-4.2										
1133 CSSD		-8.1										
Reimb												
Includes: FY2023 Adjustment for PERS ARM Board Approved Rate of 24.79% (from 30.11%): \$-28.1												
<b>Transition a Special Assistant to Executive Secretary</b>												
	Dec	-22.0	-22.0	0.0	0.0	0.0	0.0	0.0	0.0	0	0	0
1007 I/A Rcpts		-7.5										



**Change Record Detail - Multiple Scenarios with Descriptions**  
**Department of Revenue**

**Component:** Commissioner's Office (123)  
**RDU:** Administration and Support (50)

Scenario/Change Record Title	Trans Type	Totals	Personal Services	Travel	Services	Commodities	Capital Outlay	Grants, Benefits	Miscellaneous	Positions		NP	
										PFT	PPT		
1133 CSSD Reimb		-14.5											
The Commissioner's Office has lowered operating costs by transitioning a Special Assistant to the Commissioner to an Executive Secretary.													
<b>Add Departmentwide Chief Risk Officer (04-T107)</b>													
PosAdj		0.0	0.0	0.0	0.0	0.0	0.0	0.0	0.0	0.0	0	0	1
The Department of Revenue has established a Chief Risk Officer (04-T107) in continuation of the Department's overall risk management strategy. This position was funded during the FY2022 budget cycle and is now established.													
<b>Realign PERS Rate Adjustment by Fund Source Ch9 SLA2021 (SB55)</b>													
FndChg		0.0	0.0	0.0	0.0	0.0	0.0	0.0	0.0	0.0	0	0	0
1004 Gen Fund		-4.2											
1007 I/A Rcpts		4.2											
Fund source adjustments were made to this component in the SB55 fiscal note (Ch 9 SLA 2021) to accommodate the application of the actuarial PERS rate in FY2022. This transaction realigns fund sources to reduce the UGF subsidy assigned in the fiscal note.													
<b>Align Authority with Anticipated Expenditures</b>													
LIT		0.0	50.6	0.0	-50.6	0.0	0.0	0.0	0.0	0.0	0	0	0
Transfer authority from services to personal services for the addition of the Chief Risk Manager position. The remaining services authority is sufficient to cover anticipated expenditures.													
<b>Totals</b>		<b>1,105.0</b>	<b>817.2</b>	<b>38.5</b>	<b>220.4</b>	<b>28.9</b>	<b>0.0</b>	<b>0.0</b>	<b>0.0</b>	<b>0.0</b>	<b>4</b>	<b>0</b>	<b>1</b>

**Line Item Detail (1676)**  
**Department of Revenue**  
**Travel**

**Component:** Commissioner's Office (123)

<b>Line Number</b>	<b>Line Name</b>		<b>FY2021 Actuals</b>	<b>FY2022 Management Plan</b>	<b>FY2023 Governor</b>
2000	Travel		19.1	38.5	38.5
<b>Object Class</b>	<b>Servicing Agency</b>	<b>Explanation</b>	<b>FY2021 Actuals</b>	<b>FY2022 Management Plan</b>	<b>FY2023 Governor</b>
<b>2000 Travel Detail Totals</b>			<b>19.1</b>	<b>38.5</b>	<b>38.5</b>
2000	In-State Employee Travel	Airfare, lodging, surface transportation, reimbursable travel costs, meals and incidentals	19.1	38.5	38.5

**Line Item Detail (1676)**  
**Department of Revenue**  
**Services**

**Component:** Commissioner's Office (123)

<b>Line Number</b>	<b>Line Name</b>		<b>FY2021 Actuals</b>	<b>FY2022 Management Plan</b>	<b>FY2023 Governor</b>
3000	Services		570.9	271.0	220.4
<b>Object Class</b>	<b>Servicing Agency</b>	<b>Explanation</b>	<b>FY2021 Actuals</b>	<b>FY2022 Management Plan</b>	<b>FY2023 Governor</b>
<b>3000 Services Detail Totals</b>			<b>570.9</b>	<b>271.0</b>	<b>220.4</b>
3000	Education Services	Training, educational conferences, agency memberships, tuition, books and fees for work-related courses	0.0	0.3	0.3
3001	Financial Services	Accounting, auditing, and management/consulting services	402.0	119.1	68.5
3002	Legal and Judicial Services	Transcription services	3.1	1.0	1.0
3003	Information Technology	IT training, consulting, software licensing, software maintenance, and IT equipment leases	0.0	3.9	3.9
3004	Telecommunications	Local, long distance, cellular, television, data/network telecommunications equipment charges	4.7	3.8	3.8
3005	Health Services	Ergonomic assessments	0.0	0.3	0.3
3006	Delivery Services	Freight, courier services, and postage	0.0	0.1	0.1
3008	Utilities	Records and confidential material disposal	0.1	0.0	0.0
3009	Structure/Infrastructure/Land	Infrastructure maintenance and repairs, rentals, and leases	0.6	0.4	0.4
3010	Equipment/Machinery	Office furniture and equipment repairs, maintenance, rentals and leases	3.7	5.0	5.0
3011	Other Services	Professional management and consulting services; printing and copying services	0.4	0.9	0.9

**Line Item Detail (1676)**  
**Department of Revenue**  
**Services**

**Component:** Commissioner's Office (123)

Object Class		Servicing Agency	Explanation	FY2021 Actuals	FY2022 Management Plan	FY2023 Governor
<b>3000 Services Detail Totals</b>				<b>570.9</b>	<b>271.0</b>	<b>220.4</b>
3017	Inter-Agency Information Technology Non-Telecommunications	Admin - Department-wide	Office of Information Technology (OIT) core services	14.7	14.0	14.0
3018	Inter-Agency Information Technology Telecommunications	Admin - Department-wide	Office of Information Technology (OIT) telecommunications services	5.1	4.2	4.2
3020	Inter-Agency Building Maintenance	Trans - Department-wide	Building maintenance performed by the Division of Facilities Services	0.0	2.0	2.0
3021	Inter-Agency Mail	Admin - Department-wide	Central mailroom services including pickup and delivery of mail, postage, and mailing of state warrants	1.1	1.3	1.3
3022	Inter-Agency Human Resources	Admin - Department-wide	Human resource and payroll services provided by the Division of Personnel	2.3	2.3	2.3
3023	Inter-Agency Building Leases	Trans - Department-wide	Cost of space in state-owned facilities and private leases	73.5	73.5	73.5
3024	Inter-Agency Legal	Law - Department-wide	Regulations review, other legal opinions and review provided by the Department of Law	8.7	8.7	8.7
3025	Inter-Agency Auditing	Admin - Department-wide	Costs associated with compliance audit services and statewide single audit	20.7	0.0	0.0
3026	Inter-Agency Insurance	Admin - Department-wide	Risk Management	0.1	0.1	0.1
3027	Inter-Agency Financial	Admin - Department-wide	Division of Finance chargeback for IRIS FIN, HRM, and ALDER	0.6	0.6	0.6
3028	Inter-Agency Americans with Disabilities Act Compliance	Admin - Department-wide	ADA compliance	0.1	0.1	0.1
3030	Inter-Agency Hearing/Mediation	Admin - Department-wide	Hearing services provided by the Office of Administrative Hearings (OAH)	29.4	29.4	29.4

**Line Item Detail (1676)**  
**Department of Revenue**  
**Commodities**

**Component:** Commissioner's Office (123)

<b>Line Number</b>	<b>Line Name</b>		<b>FY2021 Actuals</b>	<b>FY2022 Management Plan</b>	<b>FY2023 Governor</b>
4000	Commodities		4.6	28.9	28.9
<b>Object Class</b>	<b>Servicing Agency</b>	<b>Explanation</b>	<b>FY2021 Actuals</b>	<b>FY2022 Management Plan</b>	<b>FY2023 Governor</b>
		<b>4000 Commodities Detail Totals</b>	<b>4.6</b>	<b>28.9</b>	<b>28.9</b>
4000	Business	Business supplies including book and educational equipment and furniture; office supplies; desktop computers, printers and IT equipment less than \$5,000 per item; and subscriptions including electronic access to information	4.6	28.9	28.9

**Revenue Detail (1681)**  
**Department of Revenue**

**Component:** Commissioner's Office (123)

Revenue Type (OMB Fund Code) Revenue Source	Component	Comment	FY2021 Actuals	FY2022 Management Plan	FY2023 Governor
<b>5007 I/A Rcpts (1007 I/A Rcpts)</b>			<b>804.6</b>	<b>173.1</b>	<b>166.4</b>
5301 Inter-Agency Receipts	Commerce - Department-wide	Travel reimbursement for Alaska Industrial Development and Export Authority (AIDEA) board participation.	2.7	2.7	2.7
5301 Inter-Agency Receipts	Gov - Department-wide	Gaming study	392.0	0.0	0.0
5301 Inter-Agency Receipts	Rev - AHFC Operations (110)	Support services provided by the Commissioner's Office are billed through the department's internal administrative cost allocation plan.	0.0	3.9	2.9
5301 Inter-Agency Receipts	Rev - AMBBA Operations (108)	Support services provided by the Commissioner's Office are billed through the department's internal administrative cost allocation plan.	0.0	0.7	0.7
5301 Inter-Agency Receipts	Rev - APFC Operations (109)	Support services provided by the Commissioner's Office are billed through the department's internal administrative cost allocation plan.	0.0	3.9	2.9
5301 Inter-Agency Receipts	Rev - Criminal Investigations Unit (2993)	Support services provided by the Commissioner's Office are billed through the department's internal administrative cost allocation plan.	0.0	5.9	4.9
5301 Inter-Agency Receipts	Rev - Long Term Care Ombudsman Office (2749)	Support services provided by the Commissioner's Office are billed through the department's internal administrative cost allocation plan.	0.0	4.4	3.4
5301 Inter-Agency Receipts	Rev - Mental Health Trust Operations (1423)	Support services provided by the Commissioner's Office are billed through the department's internal administrative cost allocation plan.	0.0	12.5	11.5
5301 Inter-Agency Receipts	Rev - Permanent Fund Dividend Division (981)	Support services provided by the Commissioner's Office are billed through the department's internal administrative cost allocation plan.	76.2	46.9	46.9
5301 Inter-Agency Receipts	Rev - Tax Division (2476)	Support services provided by the Commissioner's Office are billed	10.0	71.1	71.1

**Revenue Detail (1681)**  
**Department of Revenue**

**Component:** Commissioner's Office (123)

Revenue Type (OMB Fund Code) Revenue Source	Component	Comment	FY2021 Actuals	FY2022 Management Plan	FY2023 Governor
5301 Inter-Agency Receipts	Rev - Treasury Division (121)	through the department's internal administrative cost allocation plan. Support services provided by the Commissioner's Office are billed through the department's internal administrative cost allocation plan.	323.7	18.2	17.5
5301 Inter-Agency Receipts	Rev - Unclaimed Property (2938)	Support services provided by the Commissioner's Office are billed through the department's internal administrative cost allocation plan.	0.0	2.9	1.9
<b>5133 CSSD Reimb (1133 CSSD Reimb)</b>			<b>322.7</b>	<b>332.0</b>	<b>311.0</b>
5081 CSSD Admin Cost Reimb (Indirect) Federal Grants/Contracts		Indirect cost recovery receipts are received from the federal Child Support Enforcement Program and are allocated to agencies that incur overhead costs in support of CSSD.	322.7	332.0	311.0

**Inter-Agency Services (1682)**  
**Department of Revenue**

**Component:** Commissioner's Office (123)

				FY2021 Actuals	FY2022 Management Plan	FY2023 Governor
<b>Component Totals</b>				<b>156.3</b>	<b>136.2</b>	<b>136.2</b>
With Department of Administration				74.1	52.0	52.0
With Department of Transportation/Public Facilities				73.5	75.5	75.5
With Department of Law				8.7	8.7	8.7
<b>Object Class</b>	<b>Servicing Agency</b>	<b>Explanation</b>	<b>FY2021 Actuals</b>	<b>FY2022 Management Plan</b>	<b>FY2023 Governor</b>	
3017	Inter-Agency Information Technology Non-Telecommunications	Admin - Department-wide Office of Information Technology (OIT) core services	14.7	14.0	14.0	
3018	Inter-Agency Information Technology Telecommunications	Admin - Department-wide Office of Information Technology (OIT) telecommunications services	5.1	4.2	4.2	
3020	Inter-Agency Building Maintenance	Trans - Department-wide Building maintenance performed by the Division of Facilities Services	0.0	2.0	2.0	
3021	Inter-Agency Mail	Admin - Department-wide Central mailroom services including pickup and delivery of mail, postage, and mailing of state warrants	1.1	1.3	1.3	
3022	Inter-Agency Human Resources	Admin - Department-wide Human resource and payroll services provided by the Division of Personnel	2.3	2.3	2.3	
3023	Inter-Agency Building Leases	Trans - Department-wide Cost of space in state-owned facilities and private leases	73.5	73.5	73.5	
3024	Inter-Agency Legal	Law - Department-wide Regulations review, other legal opinions and review provided by the Department of Law	8.7	8.7	8.7	
3025	Inter-Agency Auditing	Admin - Department-wide Costs associated with compliance audit services and statewide single audit	20.7	0.0	0.0	
3026	Inter-Agency Insurance	Admin - Department-wide Risk Management	0.1	0.1	0.1	
3027	Inter-Agency Financial	Admin - Department-wide Division of Finance chargeback for IRIS FIN, HRM, and ALDER	0.6	0.6	0.6	
3028	Inter-Agency Americans with Disabilities Act Compliance	Admin - Department-wide ADA compliance	0.1	0.1	0.1	



**Inter-Agency Services (1682)**  
**Department of Revenue**

**Component:** Commissioner's Office (123)

Object Class	Servicing Agency	Explanation	FY2021 Actuals	FY2022 Management Plan	FY2023 Governor
3030 Inter-Agency Hearing/Mediation	Admin - Department-wide	Hearing services provided by the Office of Administrative Hearings (OAH)	29.4	29.4	29.4

**Personal Services Expenditure Detail**  
**Department of Revenue**

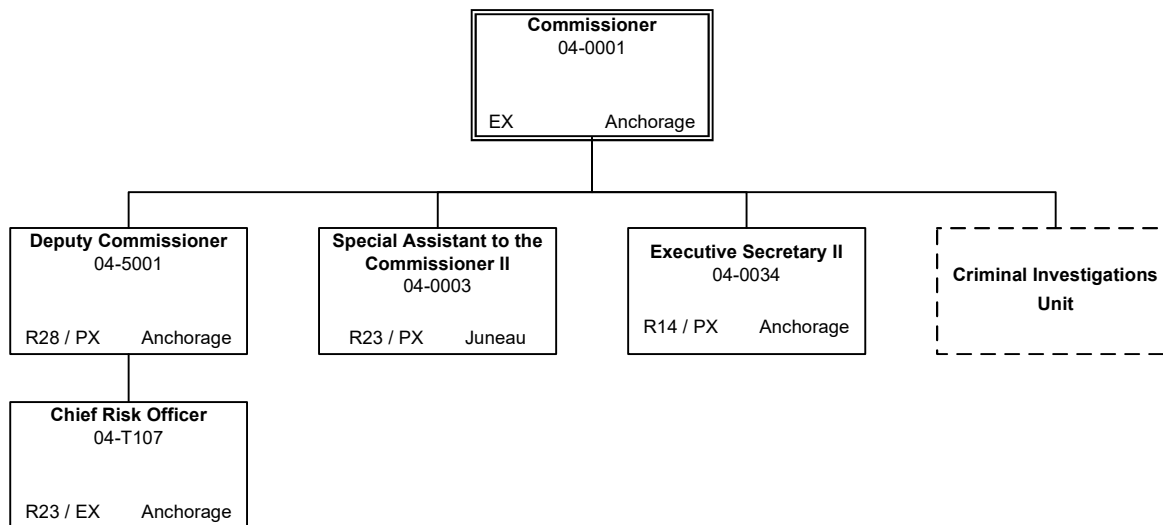
**Scenario:** FY2023 Governor (18673)  
**Component:** Commissioner's Office (123)  
**RDU:** Administration and Support (50)

PCN	Job Class Title	Time Status	Retire Code	Barg Unit	Location	Salary Sched	Range / Step	Comp Months	Split / Count	Annual Salaries	COLA	Premium Pay	Annual Benefits	Total Costs	UGF Amount
04-0001	Commissioner	FT	A	XE	Anchorage	N00	0	12.0		141,161	0	0	72,312	213,473	119,545
04-0003	Sp Asst Commr 2	FT	A	XE	Juneau	N05	23F	12.0		104,637	0	0	58,838	163,475	91,546
04-0034	Executive Secretary 2	FT	A	XE	Anchorage	N00	14K	12.0		57,798	0	0	41,559	99,357	55,640
04-5001	Deputy Commissioner	FT	A	XE	Anchorage	N00	28K	12.0		142,448	0	0	72,786	215,234	120,531
04-T107	Chief Risk Off	NP	A	XE	Anchorage	N00	23A	12.0		115,000	0	0	10,638	125,638	70,357
													<b>Total Salary Costs:</b>	561,044	
													<b>Total COLA:</b>	0	
													<b>Total Premium Pay:</b>	0	
													<b>Total Benefits:</b>	256,133	
													<b>Total Pre-Vacancy:</b>	817,177	
													<b>Minus Vacancy Adjustment of 0.00%:</b>	(0)	
													<b>Total Post-Vacancy:</b>	817,177	
													<b>Plus Lump Sum Premium Pay:</b>	0	
													<b>Personal Services Line 100:</b>	817,177	

PCN Funding Sources:	Pre-Vacancy	Post-Vacancy	Percent
1004 General Fund Receipts	457,619	457,619	56.00%
1007 Interagency Receipts	122,577	122,577	15.00%
1133 CSSD Administrative Cost Reimbursement	236,981	236,981	29.00%
<b>Total PCN Funding:</b>	<b>817,177</b>	<b>817,177</b>	<b>100.00%</b>

Note: If a position is split, an asterisk (\*) will appear in the Split/Count column. If the split position is also counted in the component, two asterisks (\*\*) will appear in this column. [No valid job title] appearing in the Job Class Title indicates that the PCN has an invalid class code or invalid range for the class code effective date of this scenario.

**Department of Revenue**  
Commissioner's Office (123)  
RDU: Administration and Support (50)  
FY2023 Governor's Budget  
Position Totals: 4 PFT, 1 NP



# **State of Alaska FY2023 Governor's Operating Budget**

## **Department of Revenue Administrative Services Component Budget Summary**

**Component: Administrative Services**

**Contribution to Department's Mission**

The Administrative Services Division (ASD) of the Department of Revenue (DOR) provides centralized core support services to DOR and its affiliated boards, corporations, and authorities so that each entity may focus their staff resources toward accomplishing their respective program goals. The mission of the Administrative Services Division is to provide efficient, cost-effective, and customer-focused administrative, financial, budget, human resources, and procurement services to DOR.

**Core Services**

- Administrative Management and Procurement: Procurement and contract administration, timesheet administration, employee movement, travel coordination and processing, business and administrative management and support, state property management, and records management.
- Budget: Budget planning, monitoring, implementation, and forecasting as well as legislative tracking and responses related to the operating budget and fiscal notes.
- Fiscal: Financial accounting and certifications, reimbursable service agreement development, billing, and allocation, payable requests and invoices, travel coordination, and administrative support.
- Continuous Process and Management Improvement: Process improvement initiatives, performance management systems, and internal controls.
- Human Resources: Personnel management guidance, recruitment and hire approvals, employment law and EEO guidance, labor relations guidance, and employee performance evaluation reporting.
- Shared Services: The DOR ASD Fiscal Section staff work directly with Shared Services of Alaska (SSoA) to ensure efficient and cost-effective travel processing for DOR. The ASD Director provides dotted line oversight of the Office of Information Technology (OIT) Department Technology Officer (DTO) to ensure that DOR mission-critical needs and deadlines are met by OIT.

**Major Component Accomplishments in 2021**

- DOR ASD's major accomplishments in FY2021 include implementation of continuous process improvement initiatives within the division and throughout DOR; improved documentation of institutional knowledge, procedures, and training materials; improved system workflows and reporting capabilities; and alignment of internal policies and procedures with statewide guidance for HR, SSoA, OPPM, and OIT administrative consolidation initiatives.

**Key Component Challenges**

- The key challenges for DOR ASD relate to statewide and department-wide restructuring efforts, budgetary changes, training and retaining highly qualified staff, and improving procedures, training, and reporting from the State's recently implemented enterprise resource planning software, IRIS.

**Significant Changes in Results to be Delivered in FY2023**

- The most significant expected changes in results delivered by DOR ASD relate to SSoA, OIT, HR and Procurement consolidation efforts as well as the IRIS Version 4.0 Implementation.

**Statutory and Regulatory Authority**

AS 23 Labor and Workers' Compensation  
AS 36 Public Contracts  
AS 37 Public Finance  
AS 39 Public Officers and Employees  
AS 43 Revenue and Taxation

AS 44 State Government

Contact Information
<p><b>Contact:</b> Eric DeMoulin, Director, Administrative Services <b>Phone:</b> (907) 465-1009 <b>E-mail:</b> eric.demoulin@alaska.gov</p>

Administrative Services Personal Services Information				
Authorized Positions			Personal Services Costs	
	FY2022 Management Plan	FY2023 Governor		
Full-time	12	12	Annual Salaries	899,928
Part-time	0	0	COLA	4,311
Nonpermanent	0	0	Premium Pay	0
			Annual Benefits	563,760
			<i>Less 4.00% Vacancy Factor</i>	(58,720)
			Lump Sum Premium Pay	0
<b>Totals</b>	<b>12</b>	<b>12</b>	<b>Total Personal Services</b>	<b>1,409,279</b>

Position Classification Summary					
Job Class Title	Anchorage	Fairbanks	Juneau	Others	Total
Accountant 5	0	0	1	0	1
Accounting Technician 1	0	0	1	0	1
Accounting Technician 3	0	0	1	0	1
Administrative Assistant 2	1	0	2	0	3
Admn OPS Mgr 1	0	0	1	0	1
Budget Analyst 2	0	0	1	0	1
Budget Analyst 3	0	0	1	0	1
Human Resource Consultant 3	0	0	1	0	1
Internet Specialist 2	0	0	1	0	1
Procurement Specialist 2	0	0	1	0	1
<b>Totals</b>	<b>1</b>	<b>0</b>	<b>11</b>	<b>0</b>	<b>12</b>

**Component Detail All Funds**  
**Department of Revenue**

**Component:** Administrative Services (125)  
**RDU:** Administration and Support (50)

Non-Formula Component

	FY2021 Actuals	FY2022 Conference Committee	FY2022 Authorized	FY2022 Management Plan	FY2023 Governor	FY2022 Management Plan vs FY2023 Governor	
71000 Personal Services	1,362.8	1,407.6	1,407.6	1,407.6	1,409.3	1.7	0.1%
72000 Travel	1.6	15.9	15.9	15.9	15.9	0.0	0.0%
73000 Services	576.4	1,037.8	1,037.8	1,037.8	999.4	-38.4	-3.7%
74000 Commodities	8.2	17.0	17.0	17.0	17.0	0.0	0.0%
75000 Capital Outlay	0.0	0.0	0.0	0.0	0.0	0.0	0.0%
77000 Grants, Benefits	0.0	0.0	0.0	0.0	0.0	0.0	0.0%
78000 Miscellaneous	0.0	0.0	0.0	0.0	0.0	0.0	0.0%
<b>Totals</b>	<b>1,949.0</b>	<b>2,478.3</b>	<b>2,478.3</b>	<b>2,478.3</b>	<b>2,441.6</b>	<b>-36.7</b>	<b>-1.5%</b>
<b>Fund Sources:</b>							
1004 Gen Fund (UGF)	534.4	544.0	544.0	594.5	561.1	-33.4	-5.6%
1007 I/A Rcpts (Other)	969.0	1,466.6	1,466.6	1,416.1	1,419.5	3.4	0.2%
1133 CSSD Reimb (Fed)	445.6	467.7	467.7	467.7	461.0	-6.7	-1.4%
<b>Unrestricted General (UGF)</b>	<b>534.4</b>	<b>544.0</b>	<b>544.0</b>	<b>594.5</b>	<b>561.1</b>	<b>-33.4</b>	<b>-5.6%</b>
<b>Designated General (DGF)</b>	<b>0.0</b>	<b>0.0</b>	<b>0.0</b>	<b>0.0</b>	<b>0.0</b>	<b>0.0</b>	<b>0.0%</b>
<b>Other Funds</b>	<b>969.0</b>	<b>1,466.6</b>	<b>1,466.6</b>	<b>1,416.1</b>	<b>1,419.5</b>	<b>3.4</b>	<b>0.2%</b>
<b>Federal Funds</b>	<b>445.6</b>	<b>467.7</b>	<b>467.7</b>	<b>467.7</b>	<b>461.0</b>	<b>-6.7</b>	<b>-1.4%</b>
<b>Positions:</b>							
Permanent Full Time	13	11	11	12	12	0	0.0%
Permanent Part Time	0	0	0	0	0	0	0.0%
Non Permanent	0	0	0	0	0	0	0.0%



**Change Record Detail - Multiple Scenarios with Descriptions**  
**Department of Revenue**

**Component:** Administrative Services (125)  
**RDU:** Administration and Support (50)

Scenario/Change Record Title	Trans Type	Totals	Personal Services	Travel	Services	Commodities	Capital Outlay	Grants, Benefits	Miscellaneous	Positions		NP
										PFT	PPT	
<b>***** Changes From FY2022 Conference Committee To FY2022 Authorized *****</b>												
<b>FY2022 Conference Committee</b>												
	ConfCom	2,478.3	1,407.6	15.9	1,037.8	17.0	0.0	0.0	0.0	11	0	0
1004 Gen Fund		544.0										
1007 I/A Rcpts		1,466.6										
1133 CSSD		467.7										
Reimb												
<b>Subtotal</b>		<b>2,478.3</b>	<b>1,407.6</b>	<b>15.9</b>	<b>1,037.8</b>	<b>17.0</b>	<b>0.0</b>	<b>0.0</b>	<b>0.0</b>	<b>11</b>	<b>0</b>	<b>0</b>
<b>***** Changes From FY2022 Authorized To FY2022 Management Plan *****</b>												
<b>Transfer Procurement Specialist II (04-1141) from Department of Administration for Procurement Alignment</b>												
	Atrin	0.0	0.0	0.0	0.0	0.0	0.0	0.0	0.0	1	0	0
Transfer Procurement Specialist II (04-1441) from the Department of Administration, Office of Procurement and Property Management due to schedule adjustments to procurement consolidation.												
<b>Transfer Authority to Criminal Investigations Unit to Align Fund Sources</b>												
	Trout	-50.5	-50.5	0.0	0.0	0.0	0.0	0.0	0.0	0	0	0
1007 I/A Rcpts		-50.5										
Transfer general fund and interagency receipt authority between the Criminal Investigations Unit (CIU) and the Administrative Services Division (ASD) to better align funding sources. Salary adjustments are necessary due to the passage of SB55, Employer Contributions to PERS, which resulted in general funds being placed in the Criminal Investigations Unit (CIU). Interagency receipts are the most appropriate funding source for CIU.												
<b>Transfer Authority from Criminal Investigations Unit to Align Fund Sources</b>												
	Trin	50.5	50.5	0.0	0.0	0.0	0.0	0.0	0.0	0	0	0
1004 Gen Fund		50.5										
Transfer general fund and interagency receipt authority between the Criminal Investigations Unit (CIU) and the Administrative Services Division (ASD) to better align funding sources. Salary adjustments are necessary due to the passage of SB55, Employer Contributions to PERS, which resulted in general funds being placed in the Criminal Investigations Unit (CIU). Interagency receipts are the most appropriate funding source for CIU.												
<b>Subtotal</b>		<b>2,478.3</b>	<b>1,407.6</b>	<b>15.9</b>	<b>1,037.8</b>	<b>17.0</b>	<b>0.0</b>	<b>0.0</b>	<b>0.0</b>	<b>12</b>	<b>0</b>	<b>0</b>
<b>***** Changes From FY2022 Management Plan To FY2023 Governor *****</b>												
<b>FY2023 Salary and Benefit Adjustments</b>												
	SalAdj	4.3	4.3	0.0	0.0	0.0	0.0	0.0	0.0	0	0	0
1004 Gen Fund		1.9										
1007 I/A Rcpts		1.6										
1133 CSSD		0.8										

**Change Record Detail - Multiple Scenarios with Descriptions**  
**Department of Revenue**

**Component:** Administrative Services (125)  
**RDU:** Administration and Support (50)

Scenario/Change Record Title	Trans Type	Totals	Personal Services	Travel	Services	Commodities	Capital Outlay	Grants, Benefits	Miscellaneous	Positions		NP
										PFT	PPT	
Reimb												
Includes: FY2023 Supervisory Unit 1% COLA: \$4.3												
<b>FY2023 Supervisory Employees Health Insurance, SBS, and Risk Management Rate Changes</b>												
	SalAdj	4.1	4.1	0.0	0.0	0.0	0.0	0.0	0.0	0	0	0
1004 Gen Fund		1.8										
1007 I/A Rcpts		1.6										
1133 CSSD		0.7										
Reimb												
FY2023 Change Supervisory Employees (SS) - Health Insurance from \$1,555 to \$1,685; SBS and Risk Management Rates: \$4.1												
<b>FY2023 Confidential Employees Association Health Insurance, SBS, and Risk Management Rate Changes</b>												
	SalAdj	1.4	1.4	0.0	0.0	0.0	0.0	0.0	0.0	0	0	0
1004 Gen Fund		0.7										
1007 I/A Rcpts		0.5										
1133 CSSD		0.2										
Reimb												
FY2023 Change Confidential Employees Association CEA (KK) - Health Insurance from \$1,555 to \$1,685 per member; SBS, and Risk Management Rates: \$1.4												
<b>FY2023 General Government Unit SBS and Risk Management Rate Changes</b>												
	SalAdj	-0.6	-0.6	0.0	0.0	0.0	0.0	0.0	0.0	0	0	0
1004 Gen Fund		-0.2										
1007 I/A Rcpts		-0.3										
1133 CSSD		-0.1										
Reimb												
FY2023 Change General Government Unit (GG, GP, GY, GZ) - SBS, and Risk Management Rates: \$-0.6												
<b>FY2023 PERS Actuarial Rate Adjustment to 24.79% Ch9 SLA2021 (SB55)</b>												
	SalAdj	-45.9	-45.9	0.0	0.0	0.0	0.0	0.0	0.0	0	0	0
1004 Gen Fund		-19.2										
1007 I/A Rcpts		-18.4										
1133 CSSD		-8.3										
Reimb												
Includes: FY2023 Adjustment for PERS ARM Board Approved Rate of 24.79% (from 30.11%): \$-45.9												
<b>Increase Indirect Carryforward Wordage</b>												
	Misadj	0.0	0.0	0.0	0.0	0.0	0.0	0.0	0.0	0	0	0

**Change Record Detail - Multiple Scenarios with Descriptions**  
**Department of Revenue**

**Component:** Administrative Services (125)  
**RDU:** Administration and Support (50)

Scenario/Change Record Title	Trans Type	Totals	Personal Services	Travel	Services	Commodities	Capital Outlay	Grants, Benefits	Miscellaneous	Positions		NP
										PFT	PPT	
<p>The Commissioner's Office and Administrative Services Division is funded through a combination of general funds, interagency, and federal receipts. The interagency and federal receipts are collected from divisions within the department through indirect cost allocation methodologies. Carryforward language is needed to smooth required revenue between fiscal years.</p> <p>The federal indirect rate fluctuates from year to year, changing from 6.4% (\$692.2) in FY2020, 7.4% (\$770.4) in FY2021, and 5.7% (\$593.4 projected) in FY2022. The rate is the allowable federal reimbursement on personal services costs incurred by the Child Support Services Division (CSSD).</p> <p>The carryforward language has been increased from \$200K to \$300K:                      The amount allocated for the Administrative Services Division includes the unexpended and unobligated balance on June 30, 2022, not to exceed \$300,000, of receipts collected by the department's federally approved indirect cost allocation plan.</p>												
<b>Realign PERS Rate Adjustment by Fund Source Ch9 SLA2021 (SB55)</b>												
	FndChg	0.0	0.0	0.0	0.0	0.0	0.0	0.0	0.0	0	0	0
1004 Gen Fund		-18.4										
1007 I/A Rcpts		18.4										
<p>Fund source adjustments were made to this component in the SB55 fiscal note (Ch 9 SLA 2021) to accommodate the application of the actuarial PERS rate in FY2022. This transaction realigns fund sources to reduce the UGF subsidy assigned in the fiscal note.</p>												
<b>Align Authority with Anticipated Expenditures</b>												
	LIT	0.0	38.4	0.0	-38.4	0.0	0.0	0.0	0.0	0	0	0
<p>Transfer authority from services to personal services for anticipated personal services expense. The remaining services authority is sufficient to cover anticipated expenditures.</p>												
<b>Totals</b>		<b>2,441.6</b>	<b>1,409.3</b>	<b>15.9</b>	<b>999.4</b>	<b>17.0</b>	<b>0.0</b>	<b>0.0</b>	<b>0.0</b>	<b>12</b>	<b>0</b>	<b>0</b>

**Line Item Detail (1676)**  
**Department of Revenue**  
**Travel**

**Component:** Administrative Services (125)

<b>Line Number</b>	<b>Line Name</b>		<b>FY2021 Actuals</b>	<b>FY2022 Management Plan</b>	<b>FY2023 Governor</b>
2000	Travel		1.6	15.9	15.9
<b>Object Class</b>	<b>Servicing Agency</b>	<b>Explanation</b>	<b>FY2021 Actuals</b>	<b>FY2022 Management Plan</b>	<b>FY2023 Governor</b>
<b>2000 Travel Detail Totals</b>			<b>1.6</b>	<b>15.9</b>	<b>15.9</b>
2000	In-State Employee Travel	Airfare, lodging, surface transportation, reimbursable travel costs, meals and incidentals	1.6	15.9	15.9

**Line Item Detail (1676)**  
**Department of Revenue**  
**Services**

**Component:** Administrative Services (125)

Line Number	Line Name		FY2021 Actuals	FY2022 Management Plan	FY2023 Governor
3000	Services		576.4	1,037.8	999.4
Object Class	Servicing Agency	Explanation	FY2021 Actuals	FY2022 Management Plan	FY2023 Governor
<b>3000 Services Detail Totals</b>			<b>576.4</b>	<b>1,037.8</b>	<b>999.4</b>
3000	Education Services	Training, educational conferences, agency memberships, tuition, books and fees for work-related courses	1.5	2.0	2.0
3001	Financial Services	Accounting, auditing, and management/consulting services	7.9	14.0	14.0
3003	Information Technology	IT training, consulting, software licensing, software maintenance, and IT equipment leases	63.0	202.8	202.8
3004	Telecommunications	Local, long distance, cellular, television, data/network telecommunications equipment charges	1.4	4.0	4.0
3005	Health Services	Ergonomic assessments	0.0	0.5	0.5
3006	Delivery Services	Freight, courier services, and postage	0.1	0.1	0.1
3008	Utilities	Records and confidential material disposal	2.6	2.0	2.0
3009	Structure/Infrastructure/Land	Infrastructure maintenance and repairs, rentals, and leases	0.1	0.5	0.5
3010	Equipment/Machinery	Office furniture and equipment repairs, maintenance, rentals and leases	0.6	284.3	245.9
3011	Other Services	Professional management and consulting services; printing and copying services	0.0	0.5	0.5
3017	Inter-Agency Information Technology	Admin - Department-wide Office of Information Technology	44.2	38.8	38.8

**Line Item Detail (1676)**  
**Department of Revenue**  
**Services**

**Component:** Administrative Services (125)

Object Class	Servicing Agency	Explanation	FY2021 Actuals	FY2022 Management Plan	FY2023 Governor
<b>3000 Services Detail Totals</b>			<b>576.4</b>	<b>1,037.8</b>	<b>999.4</b>
	Non-Telecommunications	(OIT) core services			
3017	Inter-Agency Information Technology Non-Telecommunications	Admin - Department-wide OIT Server Hosting & Storage	36.2	36.2	36.2
3017	Inter-Agency Information Technology Non-Telecommunications	Admin - Department-wide OIT Licenses (SQL Rates)	93.8	93.8	93.8
3018	Inter-Agency Information Technology Telecommunications	Admin - Department-wide Office of Information Technology (OIT) telecommunications services	6.3	4.5	4.5
3021	Inter-Agency Mail	Admin - Department-wide Central mailroom services including pickup and delivery of mail, postage, and mailing of state warrants	1.2	1.2	1.2
3022	Inter-Agency Human Resources	Admin - Department-wide Human resource and payroll services provided by the Division of Personnel	7.4	7.4	7.4
3023	Inter-Agency Building Leases	Trans - Department-wide Cost of space in state-owned facilities and private leases	89.9	89.9	89.9
3025	Inter-Agency Auditing	Admin - Department-wide Costs associated with compliance audit services and statewide single audit	0.0	34.5	34.5
3026	Inter-Agency Insurance	Admin - Department-wide Risk Management	0.4	0.4	0.4
3027	Inter-Agency Financial	Admin - Department-wide Division of Finance chargeback for IRIS FIN, HRM, and ALDER	5.6	5.6	5.6
3028	Inter-Agency Americans with Disabilities Act Compliance	Admin - Department-wide ADA compliance	0.1	0.1	0.1
3029	Inter-Agency Education/Training	Admin - Department-wide Training provided by state agencies – Shared Services of Alaska and Division of Finance training for procurement and ALDER reporting	0.0	0.6	0.6
3038	Inter-Agency Management/Consulting	Admin - Department-wide Shared Services of Alaska (SSOA) travel, accounts payable, procurement, and AAPEX initiatives.	2.2	2.2	2.2
3038	Inter-Agency Management/Consulting	Gov - Department-wide Implement Administrative Order 302	211.9	211.9	211.9

**Line Item Detail (1676)**  
**Department of Revenue**  
**Commodities**

**Component:** Administrative Services (125)

<b>Line Number</b>	<b>Line Name</b>		<b>FY2021 Actuals</b>	<b>FY2022 Management Plan</b>	<b>FY2023 Governor</b>
4000	Commodities		8.2	17.0	17.0
<b>Object Class</b>	<b>Servicing Agency</b>	<b>Explanation</b>	<b>FY2021 Actuals</b>	<b>FY2022 Management Plan</b>	<b>FY2023 Governor</b>
<b>4000 Commodities Detail Totals</b>			<b>8.2</b>	<b>17.0</b>	<b>17.0</b>
4000	Business	Business supplies including book and educational equipment and furniture; office supplies; desktop computers, printers and IT equipment less than \$5,000 per item; and subscriptions including electronic access to information	8.1	17.0	17.0
4002	Household/Institutional	Institutional supplies	0.1	0.0	0.0

**Revenue Detail (1681)**  
**Department of Revenue**

**Component:** Administrative Services (125)

Revenue Type (OMB Fund Code) Revenue Source	Component	Comment	FY2021 Actuals	FY2022 Management Plan	FY2023 Governor
<b>5007 I/A Rcpts (1007 I/A Rcpts)</b>			<b>970.8</b>	<b>1,416.1</b>	<b>1,419.5</b>
5301 Inter-Agency Receipts	Admin - Department-wide	Human resources support	22.6	0.0	0.0
5301 Inter-Agency Receipts	Rev - AHFC Operations (110)	Support services provided by the Administrative Services Division are allocated and billed through the department's internal administrative cost allocation plan.	35.0	35.0	35.0
5301 Inter-Agency Receipts	Rev - AK Retirement Management Board (2813)	Support services provided by the Administrative Services Division are allocated and billed through the department's internal administrative cost allocation plan.	116.7	180.0	180.0
5301 Inter-Agency Receipts	Rev - AMBBA Operations (108)	Support services provided by the Administrative Services Division are allocated and billed through the department's internal administrative cost allocation plan.	4.0	11.1	11.1
5301 Inter-Agency Receipts	Rev - APFC Operations (109)	Support services provided by the Administrative Services Division are allocated and billed through the department's internal administrative cost allocation plan.	35.0	35.0	35.0
5301 Inter-Agency Receipts	Rev - Criminal Investigations Unit (2993)	Support services provided by the Administrative Services Division are allocated and billed through the department's internal administrative cost allocation plan.	31.7	30.1	33.5
5301 Inter-Agency Receipts	Rev - Long Term Care Ombudsman Office (2749)	Support services provided by the Administrative Services Division are allocated and billed through the department's internal administrative cost allocation plan.	23.8	20.0	20.0
5301 Inter-Agency Receipts	Rev - Mental Health Trust Operations (1423)	Support services provided by the Administrative Services Division are allocated and billed through the department's internal administrative	67.5	73.0	73.0



**Revenue Detail (1681)**  
**Department of Revenue**

**Component:** Administrative Services (125)

<b>Revenue Type (OMB Fund Code)</b> <b>Revenue Source</b>	<b>Component</b>	<b>Comment</b>	<b>FY2021 Actuals</b>	<b>FY2022 Management Plan</b>	<b>FY2023 Governor</b>
5301 Inter-Agency Receipts	Rev - Permanent Fund Dividend Division (981)	cost allocation plan. Support services provided by the Administrative Services Division are allocated and billed through the department's internal administrative cost allocation plan.	181.7	255.8	255.8
5301 Inter-Agency Receipts	Rev - Tax Division (2476)	Support services provided by the Administrative Services Division are allocated and billed through the department's internal administrative cost allocation plan.	394.9	409.0	409.0
5301 Inter-Agency Receipts	Rev - Treasury Division (121)	Support services provided by the Administrative Services Division are allocated and billed through the department's internal administrative cost allocation plan.	42.0	241.0	241.0
5301 Inter-Agency Receipts	Rev - Unclaimed Property (2938)	Support services provided by the Administrative Services Division are allocated and billed through the department's internal administrative cost allocation plan.	15.9	126.1	126.1
<b>5133 CSSD Reimb (1133 CSSD Reimb)</b>			<b>445.6</b>	<b>467.7</b>	<b>461.0</b>
5081 CSSD Admin Cost Reimb (Indirect) Federal Grants/Contracts		Indirect cost recovery receipts are received from the federal Child Support Enforcement Program and are allocated to agencies that incur overhead costs in support of CSSD.	445.6	467.7	461.0

**Inter-Agency Services (1682)**  
**Department of Revenue**

**Component:** Administrative Services (125)

				FY2021 Actuals	FY2022 Management Plan	FY2023 Governor
<b>Component Totals</b>				<b>499.2</b>	<b>527.1</b>	<b>527.1</b>
With Department of Administration				197.4	225.3	225.3
With Department of Transportation/Public Facilities				89.9	89.9	89.9
With Office of the Governor				211.9	211.9	211.9
<b>Object Class</b>	<b>Servicing Agency</b>	<b>Explanation</b>		FY2021 Actuals	FY2022 Management Plan	FY2023 Governor
3017	Inter-Agency Information Technology Non-Telecommunications	Admin - Department-wide Office of Information Technology (OIT) core services		44.2	38.8	38.8
3017	Inter-Agency Information Technology Non-Telecommunications	Admin - Department-wide OIT Server Hosting & Storage		36.2	36.2	36.2
3017	Inter-Agency Information Technology Non-Telecommunications	Admin - Department-wide OIT Licenses (SQL Rates)		93.8	93.8	93.8
3018	Inter-Agency Information Technology Telecommunications	Admin - Department-wide Office of Information Technology (OIT) telecommunications services		6.3	4.5	4.5
3021	Inter-Agency Mail	Admin - Department-wide Central mailroom services including pickup and delivery of mail, postage, and mailing of state warrants		1.2	1.2	1.2
3022	Inter-Agency Human Resources	Admin - Department-wide Human resource and payroll services provided by the Division of Personnel		7.4	7.4	7.4
3023	Inter-Agency Building Leases	Trans - Department-wide Cost of space in state-owned facilities and private leases		89.9	89.9	89.9
3025	Inter-Agency Auditing	Admin - Department-wide Costs associated with compliance audit services and statewide single audit		0.0	34.5	34.5
3026	Inter-Agency Insurance	Admin - Department-wide Risk Management		0.4	0.4	0.4
3027	Inter-Agency Financial	Admin - Department-wide Division of Finance chargeback for IRIS FIN, HRM, and ALDER		5.6	5.6	5.6
3028	Inter-Agency Americans with Disabilities Act Compliance	Admin - Department-wide ADA compliance		0.1	0.1	0.1
3029	Inter-Agency Education/Training	Admin - Department-wide Training provided by state agencies		0.0	0.6	0.6

**Inter-Agency Services (1682)**  
**Department of Revenue**

**Component:** Administrative Services (125)

Object Class	Servicing Agency	Explanation	FY2021 Actuals	FY2022 Management Plan	FY2023 Governor
		– Shared Services of Alaska and Division of Finance training for procurement and ALDER reporting			
3038 Inter-Agency Management/Consulting	Admin - Department-wide	Shared Services of Alaska (SSOA) travel, accounts payable, procurement, and AAPEX initiatives.	2.2	2.2	2.2
3038 Inter-Agency Management/Consulting	Gov - Department-wide	Implement Administrative Order 302	211.9	211.9	211.9

**Personal Services Expenditure Detail**  
**Department of Revenue**

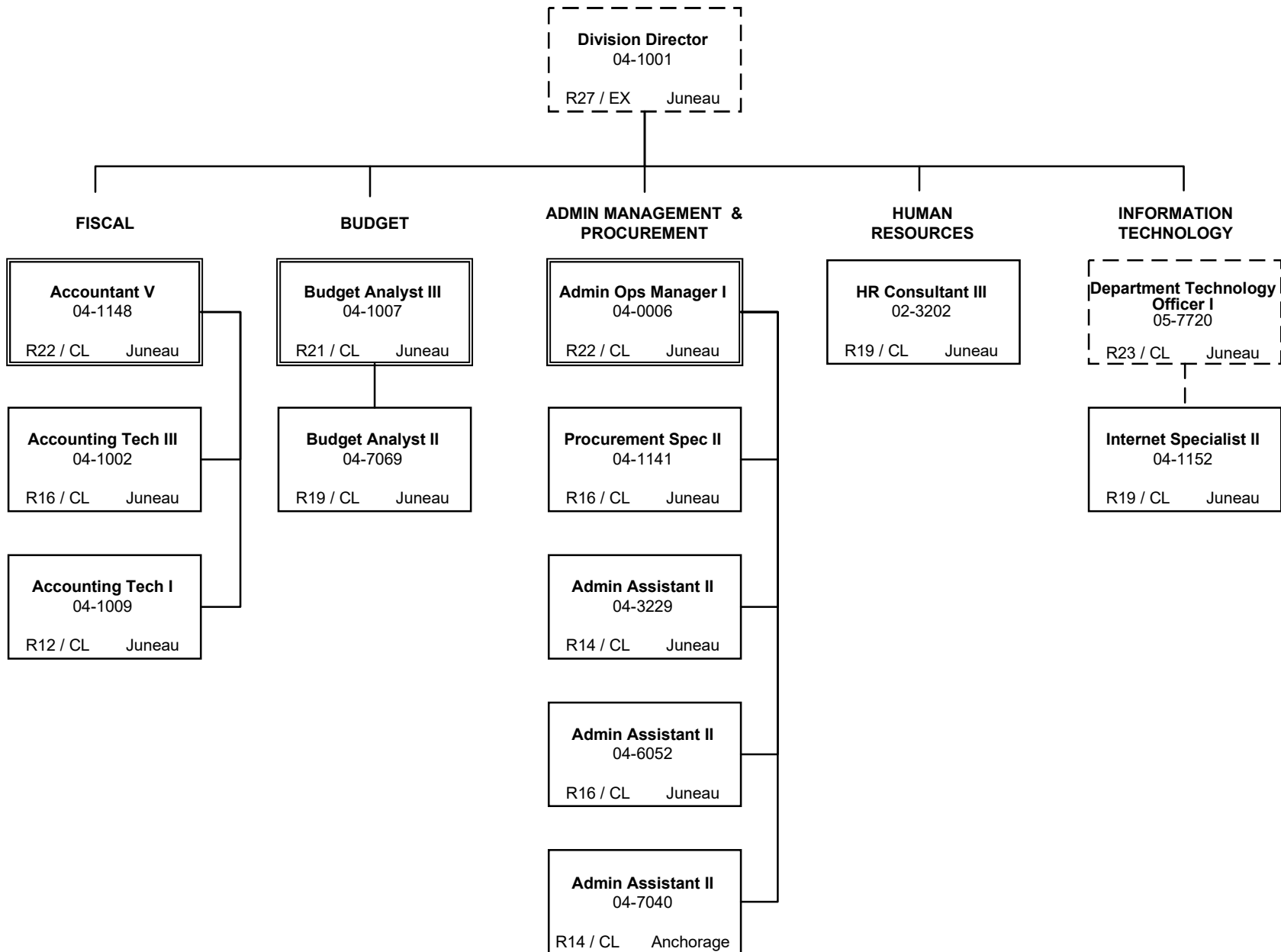
**Scenario:** FY2023 Governor (18673)  
**Component:** Administrative Services (125)  
**RDU:** Administration and Support (50)

PCN	Job Class Title	Time Status	Retire Code	Barg Unit	Location	Salary Sched	Range / Step	Comp Months	Split / Count	Annual Salaries	COLA	Premium Pay	Annual Benefits	Total Costs	UGF Amount
02-3202	Human Resource Consultant 3	FT	A	KK	Juneau	205	19K / L	12.0		91,506	0	0	54,138	145,644	56,801
04-0006	Admn OPS Mgr 1	FT	A	SS	Juneau	205	22L	12.0		117,478	1,608	0	63,719	182,805	71,294
04-1002	Accounting Technician 3	FT	A	GP	Juneau	205	16E / F	12.0		63,993	0	0	42,388	106,381	41,489
04-1007	Budget Analyst 3	FT	A	SS	Juneau	205	21F / J	12.0		101,400	1,388	0	57,788	160,576	62,625
04-1009	Accounting Technician 1	FT	A	GP	Juneau	205	12C / D	12.0		44,907	0	0	35,348	80,255	31,300
04-1141	Procurement Specialist 2	FT	A	GP	Juneau	205	16J	12.0		70,551	0	0	44,808	115,359	44,990
04-1148	Accountant 5	FT	A	SS	Juneau	205	22B / C	12.0		96,071	1,315	0	55,822	153,208	59,751
04-1152	Internet Specialist 2	FT	A	GP	Juneau	205	19B / C	12.0		71,437	0	0	45,134	116,571	45,463
04-3229	Administrative Assistant 2	FT	A	GP	Juneau	205	14C / D	12.0		51,740	0	0	37,868	89,608	34,947
04-6052	Administrative Assistant 2	FT	A	GP	Juneau	205	14F / G	12.0		58,518	0	0	40,369	98,887	38,566
04-7040	Administrative Assistant 2	FT	A	GP	Anchorage	200	14K / L	12.0		62,186	0	0	41,722	103,908	40,524
04-7069	Budget Analyst 2	FT	A	GP	Juneau	205	19B / C	12.0		70,141	0	0	44,656	114,797	44,771
													<b>Total Salary Costs:</b>	899,928	
													<b>Total COLA:</b>	4,311	
													<b>Total Premium Pay:</b>	0	
													<b>Total Benefits:</b>	563,760	
													<b>Total Pre-Vacancy:</b>	1,467,999	
													<b>Minus Vacancy Adjustment of 4.00%:</b>	(58,720)	
													<b>Total Post-Vacancy:</b>	1,409,279	
													<b>Plus Lump Sum Premium Pay:</b>	0	
													<b>Personal Services Line 100:</b>	1,409,279	

PCN Funding Sources:	Pre-Vacancy	Post-Vacancy	Percent
1004 General Fund Receipts	572,520	549,619	39.00%
1007 Interagency Receipts	631,240	605,990	43.00%
1133 CSSD Administrative Cost Reimbursement	264,240	253,670	18.00%
<b>Total PCN Funding:</b>	<b>1,467,999</b>	<b>1,409,279</b>	<b>100.00%</b>

Note: If a position is split, an asterisk (\*) will appear in the Split/Count column. If the split position is also counted in the component, two asterisks (\*\*) will appear in this column. [No valid job title] appearing in the Job Class Title indicates that the PCN has an invalid class code or invalid range for the class code effective date of this scenario.

**Department of Revenue**  
 Administrative Services (125)  
 RDU: Administration and Support (50)  
 FY2023 Governor's Budget  
 Position Totals: 12 PFT



# **State of Alaska FY2023 Governor's Operating Budget**

## **Department of Revenue Criminal Investigations Unit Component Budget Summary**

**Component: Criminal Investigations Unit**

**Contribution to Department's Mission**

The mission of the Criminal Investigations Unit (CIU) is to enforce Department of Revenue's criminal laws and regulations through investigation, public education and use of legal process, and provide inter-law enforcement agency support through data exchange and joint operations.

**Core Services**

- Investigate taxpayer fraud and crimes relating to tax programs
- Investigate Permanent Fund Dividend (PFD) fraud and crimes relating to PFD eligibility
- Assist law enforcement through participation in working groups and information sharing

**Major Component Accomplishments in 2021**

- Received 434 fraud tips. 341 PFD cases were investigated with 280 referred to the PFD Division for an administrative action and 9 cases were referred to the Office of Special Prosecutions for criminal charges. After initial review, 459 were cleared without additional investigation; 73 investigations were conducted resulting in 58 forwarded to the PFD Division for an administrative action and 15 were accepted by the Office of Special Prosecutions (OSP) for criminal charges. These investigations required 68 search warrants be obtained and served.
- Completed 141 tobacco inspections; as well as 45 alcohol, and 18 gaming inspections.
- Completed 1,815 requests for assistance from outside agencies.

**Key Component Challenges**

- CIU analyzes potential fraud and other criminal activity occurring in programs within the Tax Division and Permanent Fund Dividend Division. The nature of investigating is becoming more dangerous and criminal activity seems to be crossing programs. The challenges faced by this unit include developing ways to improve investigator safety in the field, ability to respond to divisional workflow, and encouraging more efficient multi-program travel.

**Significant Changes in Results to be Delivered in FY2023**

- No significant changes expected.

**Statutory and Regulatory Authority**

AS 43 Revenue and Taxation  
AS 43.23.055 Permanent Fund Dividend

**Contact Information**

**Contact:** Eric DeMoulin, Director, Administrative Services  
**Phone:** (907) 465-1009  
**E-mail:** eric.demoulin@alaska.gov

Criminal Investigations Unit Personal Services Information				
Authorized Positions			Personal Services Costs	
	<u>FY2022</u> <u>Management</u> <u>Plan</u>	<u>FY2023</u> <u>Governor</u>		
Full-time	8	8	Annual Salaries	636,463
Part-time	0	0	COLA	2,867
Nonpermanent	0	0	Premium Pay	0
			Annual Benefits	388,243
			<i>Less 1.84% Vacancy Factor</i>	(18,873)
			Lump Sum Premium Pay	0
<b>Totals</b>	<b>8</b>	<b>8</b>	<b>Total Personal Services</b>	<b>1,008,700</b>

Position Classification Summary					
Job Class Title	Anchorage	Fairbanks	Juneau	Others	Total
Criminal Justice Technician 2	1	0	0	0	1
Investigator 3	4	0	1	0	5
Investigator 4	1	0	0	0	1
Investigator 5	1	0	0	0	1
<b>Totals</b>	<b>7</b>	<b>0</b>	<b>1</b>	<b>0</b>	<b>8</b>



**Component Detail All Funds**  
**Department of Revenue**

**Component:** Criminal Investigations Unit (2993)  
**RDU:** Administration and Support (50)

Non-Formula Component

	FY2021 Actuals	FY2022 Conference Committee	FY2022 Authorized	FY2022 Management Plan	FY2023 Governor	FY2022 Management Plan vs FY2023 Governor	
71000 Personal Services	895.9	1,037.3	1,037.3	1,037.3	1,008.7	-28.6	-2.8%
72000 Travel	1.0	4.0	4.0	4.0	4.0	0.0	0.0%
73000 Services	138.8	106.2	106.2	106.2	106.2	0.0	0.0%
74000 Commodities	0.6	4.4	4.4	4.4	4.4	0.0	0.0%
75000 Capital Outlay	0.0	0.0	0.0	0.0	0.0	0.0	0.0%
77000 Grants, Benefits	0.0	0.0	0.0	0.0	0.0	0.0	0.0%
78000 Miscellaneous	0.0	0.0	0.0	0.0	0.0	0.0	0.0%
<b>Totals</b>	<b>1,036.3</b>	<b>1,151.9</b>	<b>1,151.9</b>	<b>1,151.9</b>	<b>1,123.3</b>	<b>-28.6</b>	<b>-2.5%</b>
<b>Fund Sources:</b>							
1004 Gen Fund (UGF)	0.0	50.5	50.5	0.0	0.0	0.0	0.0%
1007 I/A Rcpts (Other)	1,036.3	1,101.4	1,101.4	1,151.9	1,123.3	-28.6	-2.5%
<b>Unrestricted General (UGF)</b>	<b>0.0</b>	<b>50.5</b>	<b>50.5</b>	<b>0.0</b>	<b>0.0</b>	<b>0.0</b>	<b>0.0%</b>
<b>Designated General (DGF)</b>	<b>0.0</b>	<b>0.0</b>	<b>0.0</b>	<b>0.0</b>	<b>0.0</b>	<b>0.0</b>	<b>0.0%</b>
<b>Other Funds</b>	<b>1,036.3</b>	<b>1,101.4</b>	<b>1,101.4</b>	<b>1,151.9</b>	<b>1,123.3</b>	<b>-28.6</b>	<b>-2.5%</b>
<b>Federal Funds</b>	<b>0.0</b>	<b>0.0</b>	<b>0.0</b>	<b>0.0</b>	<b>0.0</b>	<b>0.0</b>	<b>0.0%</b>
<b>Positions:</b>							
Permanent Full Time	8	8	8	8	8	0	0.0%
Permanent Part Time	0	0	0	0	0	0	0.0%
Non Permanent	0	0	0	0	0	0	0.0%

**Change Record Detail - Multiple Scenarios with Descriptions**  
**Department of Revenue**

**Component:** Criminal Investigations Unit (2993)  
**RDU:** Administration and Support (50)

Scenario/Change Record Title	Trans Type	Totals	Personal Services	Travel	Services	Commodities	Capital Outlay	Grants, Benefits	Miscellaneous	Positions		NP
										PFT	PPT	
<b>***** Changes From FY2022 Conference Committee To FY2022 Authorized *****</b>												
<b>FY2022 Conference Committee</b>												
	ConfCom	1,151.9	1,037.3	4.0	106.2	4.4	0.0	0.0	0.0	8	0	0
1004 Gen Fund		50.5										
1007 I/A Rcpts		1,101.4										
<b>Subtotal</b>		<b>1,151.9</b>	<b>1,037.3</b>	<b>4.0</b>	<b>106.2</b>	<b>4.4</b>	<b>0.0</b>	<b>0.0</b>	<b>0.0</b>	<b>8</b>	<b>0</b>	<b>0</b>
<b>***** Changes From FY2022 Authorized To FY2022 Management Plan *****</b>												
<b>Transfer Authority to Administrative Services Division to Align Fund Sources</b>												
	Trout	-50.5	-50.5	0.0	0.0	0.0	0.0	0.0	0.0	0	0	0
1004 Gen Fund		-50.5										
Transfer general fund and interagency receipt authority between the Criminal Investigations Unit (CIU) and the Administrative Services Division (ASD) to better align funding sources. Salary adjustments are necessary due to the passage of SB55, Employer Contributions to PERS, which resulted in general funds being placed in the Criminal Investigations Unit (CIU). Interagency receipts are the most appropriate funding source for CIU.												
<b>Transfer Authority from Administrative Services Division to Align Fund Sources</b>												
	Trin	50.5	50.5	0.0	0.0	0.0	0.0	0.0	0.0	0	0	0
1007 I/A Rcpts		50.5										
Transfer general fund and interagency receipt authority between the Criminal Investigations Unit (CIU) and the Administrative Services Division (ASD) to better align funding sources. Salary adjustments are necessary due to the passage of SB55, Employer Contributions to PERS, which resulted in general funds being placed in the Criminal Investigations Unit (CIU). Interagency receipts are the most appropriate funding source for CIU.												
<b>Subtotal</b>		<b>1,151.9</b>	<b>1,037.3</b>	<b>4.0</b>	<b>106.2</b>	<b>4.4</b>	<b>0.0</b>	<b>0.0</b>	<b>0.0</b>	<b>8</b>	<b>0</b>	<b>0</b>
<b>***** Changes From FY2022 Management Plan To FY2023 Governor *****</b>												
<b>FY2023 Salary and Benefit Adjustments</b>												
	SalAdj	3.0	3.0	0.0	0.0	0.0	0.0	0.0	0.0	0	0	0
1007 I/A Rcpts		3.0										
Includes: FY2023 Supervisory Unit 1% COLA: \$3.0												
<b>FY2023 PERS Actuarial Rate Adjustment to 24.79% Ch9 SLA2021 (SB55)</b>												
	SalAdj	-33.8	-33.8	0.0	0.0	0.0	0.0	0.0	0.0	0	0	0
1007 I/A Rcpts		-33.8										
Includes: FY2023 Adjustment for PERS ARM Board Approved Rate of 24.79% (from 30.11%): \$-33.8												
<b>FY2023 Supervisory Employees Health Insurance, SBS, and Risk Management Rate Changes</b>												

**Change Record Detail - Multiple Scenarios with Descriptions**  
**Department of Revenue**

**Component:** Criminal Investigations Unit (2993)  
**RDU:** Administration and Support (50)

Scenario/Change Record Title	Trans Type	Totals	Personal Services	Travel	Services	Commodities	Capital Outlay	Grants, Benefits	Miscellaneous	Positions		NP
										PFT	PPT	
1007 I/A Rcpts	SalAdj	2.8	2.8	0.0	0.0	0.0	0.0	0.0	0.0	0	0	0
FY2023 Change Supervisory Employees (SS) - Health Insurance from \$1,555 to \$1,685; SBS and Risk Management Rates: \$2.8												
<b>FY2023 General Government Unit SBS and Risk Management Rate Changes</b>												
1007 I/A Rcpts	SalAdj	-0.6	-0.6	0.0	0.0	0.0	0.0	0.0	0.0	0	0	0
FY2023 Change General Government Unit (GG, GP, GY, GZ) - SBS, and Risk Management Rates: \$-0.6												
<b>Totals</b>		<b>1,123.3</b>	<b>1,008.7</b>	<b>4.0</b>	<b>106.2</b>	<b>4.4</b>	<b>0.0</b>	<b>0.0</b>	<b>0.0</b>	<b>8</b>	<b>0</b>	<b>0</b>

**Line Item Detail (1676)**  
**Department of Revenue**  
**Travel**

**Component:** Criminal Investigations Unit (2993)

<b>Line Number</b>	<b>Line Name</b>		<b>FY2021 Actuals</b>	<b>FY2022 Management Plan</b>	<b>FY2023 Governor</b>
2000	Travel		1.0	4.0	4.0
<b>Object Class</b>	<b>Servicing Agency</b>	<b>Explanation</b>	<b>FY2021 Actuals</b>	<b>FY2022 Management Plan</b>	<b>FY2023 Governor</b>
<b>2000 Travel Detail Totals</b>			<b>1.0</b>	<b>4.0</b>	<b>4.0</b>
2000	In-State Employee Travel	Airfare, lodging, surface transportation, reimbursable travel costs, meals and incidentals	1.0	4.0	4.0

**Line Item Detail (1676)**  
**Department of Revenue**  
**Services**

**Component:** Criminal Investigations Unit (2993)

<b>Line Number</b>	<b>Line Name</b>		<b>FY2021 Actuals</b>	<b>FY2022 Management Plan</b>	<b>FY2023 Governor</b>
3000	Services		138.8	106.2	106.2
<b>Object Class</b>	<b>Servicing Agency</b>	<b>Explanation</b>	<b>FY2021 Actuals</b>	<b>FY2022 Management Plan</b>	<b>FY2023 Governor</b>
<b>3000 Services Detail Totals</b>			<b>138.8</b>	<b>106.2</b>	<b>106.2</b>
3000	Education Services	Training, educational conferences, agency memberships, tuition, books and fees for work-related courses	1.3	2.0	2.0
3004	Telecommunications	Local, long distance, cellular, television, data/network telecommunications equipment charges	0.0	0.1	0.1
3006	Delivery Services	Freight, courier services, and postage	0.3	0.5	0.5
3009	Structure/Infrastructure/Land	Infrastructure maintenance and repairs, rentals, and leases	0.0	1.0	1.0
3010	Equipment/Machinery	Office furniture and equipment repairs, maintenance, rentals and leases	0.2	0.8	0.8
3011	Other Services	Professional management and consulting services; printing and copying services	1.5	1.9	1.9
3017	Inter-Agency Information Technology Non-Telecommunications	Admin - Department-wide Office of Information Technology (OIT) core services	27.2	25.9	25.9
3017	Inter-Agency Information Technology Non-Telecommunications	Admin - Department-wide OIT Computer Services - MICS	0.1	1.0	1.0
3017	Inter-Agency Information Technology Non-Telecommunications	Admin - Department-wide OIT Server Hosting & Storage	2.8	2.8	2.8
3017	Inter-Agency Information Technology Non-Telecommunications	PubSaf - Department-wide Alaska Records Management System (ARMS) Case Management System Access	7.2	5.6	5.6

**Line Item Detail (1676)**  
**Department of Revenue**  
**Services**

**Component:** Criminal Investigations Unit (2993)

Object Class	Servicing Agency	Explanation	FY2021 Actuals	FY2022 Management Plan	FY2023 Governor
<b>3000 Services Detail Totals</b>			<b>138.8</b>	<b>106.2</b>	<b>106.2</b>
3018	Inter-Agency Information Technology Telecommunications	Admin - Department-wide Office of Information Technology (OIT) telecommunications services	4.1	2.8	2.8
3021	Inter-Agency Mail	Admin - Department-wide Central mailroom services including pickup and delivery of mail, postage, and mailing of state warrants	0.7	0.7	0.7
3022	Inter-Agency Human Resources	Admin - Department-wide Human resource and payroll services provided by the Division of Personnel	4.6	4.6	4.6
3023	Inter-Agency Building Leases	Trans - Department-wide Cost of space in state-owned facilities and private leases	49.8	44.2	44.2
3026	Inter-Agency Insurance	Admin - Department-wide Risk Management	0.3	0.3	0.3
3027	Inter-Agency Financial	Admin - Department-wide Division of Finance chargeback for IRIS FIN, HRM, and ALDER	1.0	1.0	1.0
3028	Inter-Agency Americans with Disabilities Act Compliance	Admin - Department-wide ADA compliance	0.1	0.1	0.1
3037	State Equipment Fleet	Trans - Department-wide State equipment fleet, fuel and fixed costs services	5.0	4.9	4.9
3038	Inter-Agency Management/Consulting	Rev - Administrative Services (125) Support services provided by the Administrative Services Division, including IT, fiscal, budget, contract management, procurement, and legislative support	31.7	1.0	1.0
3038	Inter-Agency Management/Consulting	Rev - Commissioner's Office (123) Support services provided by the Commissioner's Office	0.0	1.0	1.0
3038	Inter-Agency Management/Consulting	Labor - Department-wide Personal services, programming, and maintenance costs associated with the release of confidential UI data through the Secure Access Management system	0.9	4.0	4.0

**Line Item Detail (1676)**  
**Department of Revenue**  
**Commodities**

**Component:** Criminal Investigations Unit (2993)

<b>Line Number</b>	<b>Line Name</b>		<b>FY2021 Actuals</b>	<b>FY2022 Management Plan</b>	<b>FY2023 Governor</b>
4000	Commodities		0.6	4.4	4.4
<b>Object Class</b>	<b>Servicing Agency</b>	<b>Explanation</b>	<b>FY2021 Actuals</b>	<b>FY2022 Management Plan</b>	<b>FY2023 Governor</b>
		<b>4000 Commodities Detail Totals</b>	<b>0.6</b>	<b>4.4</b>	<b>4.4</b>
4000	Business	Business supplies including book and educational equipment and furniture; office supplies; desktop computers, printers and IT equipment less than \$5,000 per item; and subscriptions including electronic access to information	0.6	4.4	4.4

**Revenue Detail (1681)**  
**Department of Revenue**

**Component:** Criminal Investigations Unit (2993)

Revenue Type (OMB Fund Code) Revenue Source	Component	Comment	FY2021 Actuals	FY2022 Management Plan	FY2023 Governor
<b>5007 I/A Rcpts (1007 I/A Rcpts)</b>			<b>1,036.3</b>	<b>1,151.9</b>	<b>1,123.3</b>
5301 Inter-Agency Receipts	Rev - Permanent Fund Dividend Division (981)	Consolidated investigative services	321.3	379.1	364.8
5301 Inter-Agency Receipts	Rev - Tax Division (2476)	Consolidated investigative services	715.0	772.8	758.5



**Inter-Agency Services (1682)**  
**Department of Revenue**

**Component:** Criminal Investigations Unit (2993)

				FY2021 Actuals	FY2022 Management Plan	FY2023 Governor
<b>Component Totals</b>				<b>135.5</b>	<b>99.9</b>	<b>99.9</b>
With Department of Administration				40.9	39.2	39.2
With Department of Public Safety				7.2	5.6	5.6
With Department of Transportation/Public Facilities				54.8	49.1	49.1
With Department of Revenue				31.7	2.0	2.0
With Department of Labor and Workforce Development				0.9	4.0	4.0
Object Class	Servicing Agency	Explanation		FY2021 Actuals	FY2022 Management Plan	FY2023 Governor
3017	Inter-Agency Information Technology Non-Telecommunications	Admin - Department-wide Office of Information Technology (OIT) core services		27.2	25.9	25.9
3017	Inter-Agency Information Technology Non-Telecommunications	Admin - Department-wide OIT Computer Services - MICS		0.1	1.0	1.0
3017	Inter-Agency Information Technology Non-Telecommunications	Admin - Department-wide OIT Server Hosting & Storage		2.8	2.8	2.8
3017	Inter-Agency Information Technology Non-Telecommunications	PubSaf - Department-wide Alaska Records Management System (ARMS) Case Management System Access		7.2	5.6	5.6
3018	Inter-Agency Information Technology Telecommunications	Admin - Department-wide Office of Information Technology (OIT) telecommunications services		4.1	2.8	2.8
3021	Inter-Agency Mail	Admin - Department-wide Central mailroom services including pickup and delivery of mail, postage, and mailing of state warrants		0.7	0.7	0.7
3022	Inter-Agency Human Resources	Admin - Department-wide Human resource and payroll services provided by the Division of Personnel		4.6	4.6	4.6
3023	Inter-Agency Building Leases	Trans - Department-wide Cost of space in state-owned facilities and private leases		49.8	44.2	44.2
3026	Inter-Agency Insurance	Admin - Department-wide Risk Management		0.3	0.3	0.3
3027	Inter-Agency Financial	Admin - Department-wide Division of Finance chargeback for IRIS FIN, HRM, and ALDER		1.0	1.0	1.0
3028	Inter-Agency Americans with	Admin - Department-wide ADA compliance		0.1	0.1	0.1

**Inter-Agency Services (1682)**  
**Department of Revenue**

**Component:** Criminal Investigations Unit (2993)

<b>Object Class</b>	<b>Servicing Agency</b>	<b>Explanation</b>	<b>FY2021 Actuals</b>	<b>FY2022 Management Plan</b>	<b>FY2023 Governor</b>	
3037	Disabilities Act Compliance State Equipment Fleet	Trans - Department-wide	State equipment fleet, fuel and fixed costs services	5.0	4.9	4.9
3038	Inter-Agency Management/Consulting	Rev - Administrative Services (125)	Support services provided by the Administrative Services Division, including IT, fiscal, budget, contract management, procurement, and legislative support	31.7	1.0	1.0
3038	Inter-Agency Management/Consulting	Rev - Commissioner's Office (123)	Support services provided by the Commissioner's Office	0.0	1.0	1.0
3038	Inter-Agency Management/Consulting	Labor - Department-wide	Personal services, programming, and maintenance costs associated with the release of confidential UI data through the Secure Access Management system	0.9	4.0	4.0

**Personal Services Expenditure Detail**  
**Department of Revenue**

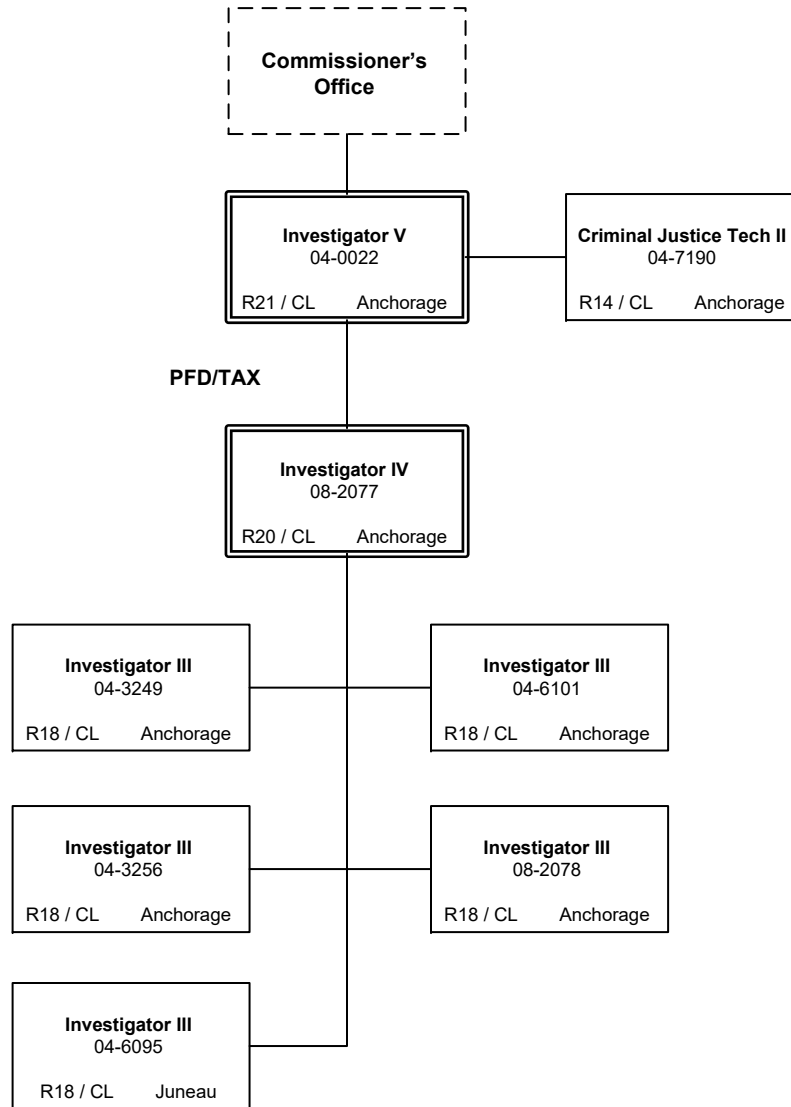
**Scenario:** FY2023 Governor (18673)  
**Component:** Criminal Investigations Unit (2993)  
**RDU:** Administration and Support (50)

PCN	Job Class Title	Time Status	Retire Code	Barg Unit	Location	Salary Sched	Range / Step	Comp Months	Split / Count	Annual Salaries	COLA	Premium Pay	Annual Benefits	Total Costs	UGF Amount
04-0022	Investigator 5	FT	A	SS	Anchorage	200	21N	12.0		111,488	1,526	0	61,509	174,523	0
04-3249	Investigator 3	FT	A	GP	Anchorage	200	18G	12.0		73,769	0	0	45,995	119,764	0
04-3256	Investigator 3	FT	A	GP	Anchorage	99	18N / O	12.0		88,800	0	0	51,540	140,340	0
04-6095	Investigator 3	FT	A	GP	Juneau	205	18G / J	12.0		78,387	0	0	47,698	126,085	0
04-6101	Investigator 3	FT	A	GP	Anchorage	200	18A / B	12.0		62,023	0	0	41,662	103,685	0
04-7190	Criminal Justice Technician 2	FT	A	GP	Anchorage	200	14C / D	12.0		50,259	0	0	37,322	87,581	0
08-2077	Investigator 4	FT	A	SS	Anchorage	200	20L	12.0		97,968	1,341	0	56,522	155,831	0
08-2078	Investigator 3	FT	A	GP	Anchorage	200	18G	12.0		73,769	0	0	45,995	119,764	0
<b>Total</b>														<b>Total Salary Costs:</b>	636,463
<b>Positions</b>														<b>Total COLA:</b>	2,867
<b>Full Time Positions:</b>														<b>Total Premium Pay:</b>	0
<b>Part Time Positions:</b>														<b>Total Benefits:</b>	388,243
<b>Non Permanent Positions:</b>															
<b>Positions in Component:</b>														<b>Total Pre-Vacancy:</b>	1,027,573
														<b>Minus Vacancy Adjustment of 1.84%:</b>	(18,873)
<b>Total Component Months:</b>														<b>Total Post-Vacancy:</b>	1,008,700
														<b>Plus Lump Sum Premium Pay:</b>	0
														<b>Personal Services Line 100:</b>	1,008,700

PCN Funding Sources:	Pre-Vacancy	Post-Vacancy	Percent
1007 Interagency Receipts	1,027,573	1,008,700	100.00%
<b>Total PCN Funding:</b>	<b>1,027,573</b>	<b>1,008,700</b>	<b>100.00%</b>

Note: If a position is split, an asterisk (\*) will appear in the Split/Count column. If the split position is also counted in the component, two asterisks (\*\*) will appear in this column. [No valid job title] appearing in the Job Class Title indicates that the PCN has an invalid class code or invalid range for the class code effective date of this scenario.

**Department of Revenue**  
Criminal Investigations Unit (2993)  
RDU: Administration and Support (50)  
FY2023 Governor's Budget  
Position Totals: 8 PFT



# **State of Alaska FY2023 Governor's Operating Budget**

## **Department of Revenue Alaska Mental Health Trust Authority Results Delivery Unit Budget Summary**

**Alaska Mental Health Trust Authority Results Delivery Unit**

**Contribution to Department's Mission**

Please see component narratives.

**Major RDU Accomplishments in 2021**

Please see component narratives.

**Key RDU Challenges**

Please see component narratives.

**Significant Changes in Results to be Delivered in FY2023**

Please see component narratives.

**Contact Information**

**Contact:** Mike Abbott, Chief Executive Officer

**Phone:** (907) 334-5909

**E-mail:** [mike.abbott@alaska.gov](mailto:mike.abbott@alaska.gov)

**Alaska Mental Health Trust Authority  
RDU Financial Summary by Component**

*All dollars shown in thousands*

	FY2021 Actuals				FY2022 Management Plan				FY2023 Governor			
	UGF+DGF Funds	Other Funds	Federal Funds	Total Funds	UGF+DGF Funds	Other Funds	Federal Funds	Total Funds	UGF+DGF Funds	Other Funds	Federal Funds	Total Funds
<b>Formula Expenditures</b> None.												
<b>Non-Formula Expenditures</b>												
Mental Health Trust Operations	451.0	3,752.1	0.0	4,203.1	0.0	4,370.4	0.0	4,370.4	0.0	4,379.6	0.0	4,379.6
Long Term Care Ombudsman Office	485.3	350.1	0.0	835.4	525.8	414.8	0.0	940.6	516.6	409.4	0.0	926.0
<b>Totals</b>	<b>936.3</b>	<b>4,102.2</b>	<b>0.0</b>	<b>5,038.5</b>	<b>525.8</b>	<b>4,785.2</b>	<b>0.0</b>	<b>5,311.0</b>	<b>516.6</b>	<b>4,789.0</b>	<b>0.0</b>	<b>5,305.6</b>

**Alaska Mental Health Trust Authority  
Summary of RDU Budget Changes by Component  
From FY2022 Management Plan to FY2023 Governor**

*All dollars shown in thousands*

	<u>Unrestricted Gen (UGF)</u>	<u>Designated Gen (DGF)</u>	<u>Other Funds</u>	<u>Federal Funds</u>	<u>Total Funds</u>
<b>FY2022 Management Plan</b>	<b>525.8</b>	<b>0.0</b>	<b>4,785.2</b>	<b>0.0</b>	<b>5,311.0</b>
<b>One-time items:</b>					
-Mental Health Trust Operations	0.0	0.0	-4,340.4	0.0	-4,340.4
<b>Adjustments which continue current level of service:</b>					
-Mental Health Trust Operations	0.0	0.0	4,349.6	0.0	4,349.6
-Long Term Care Ombudsman Office	-9.2	0.0	-5.4	0.0	-14.6
<b>FY2023 Governor</b>	<b>516.6</b>	<b>0.0</b>	<b>4,789.0</b>	<b>0.0</b>	<b>5,305.6</b>



# **State of Alaska FY2023 Governor's Operating Budget**

## **Department of Revenue Mental Health Trust Operations Component Budget Summary**

**Component: Mental Health Trust Operations**

**Contribution to Department's Mission**

The mission of the Alaska Mental Health Trust Authority is to administer the Alaska Mental Health Trust as a perpetual trust and to ensure a comprehensive and integrated mental health program to improve the lives of beneficiaries.

**Results**

(Additional performance information is available on the web at <https://omb.alaska.gov/results>.)

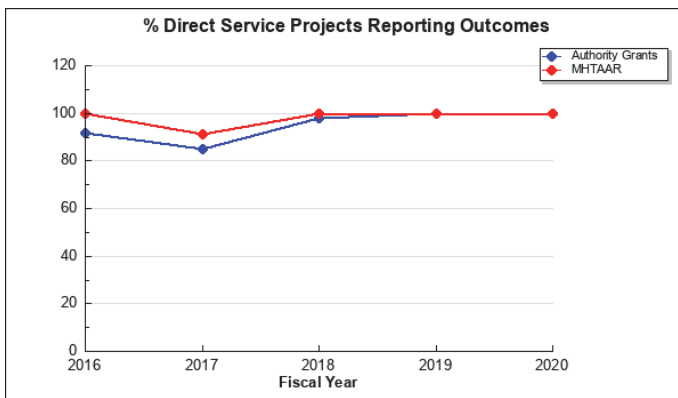
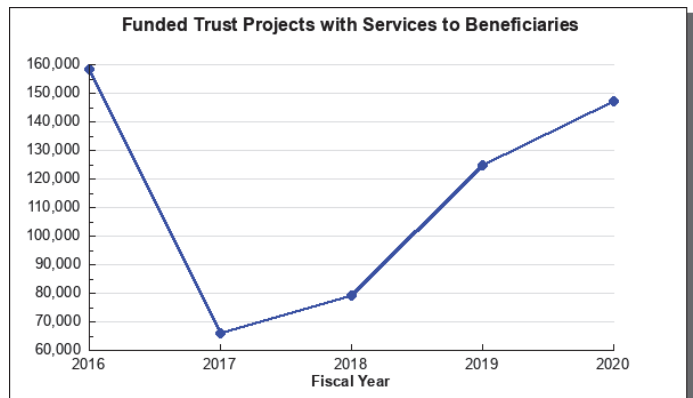
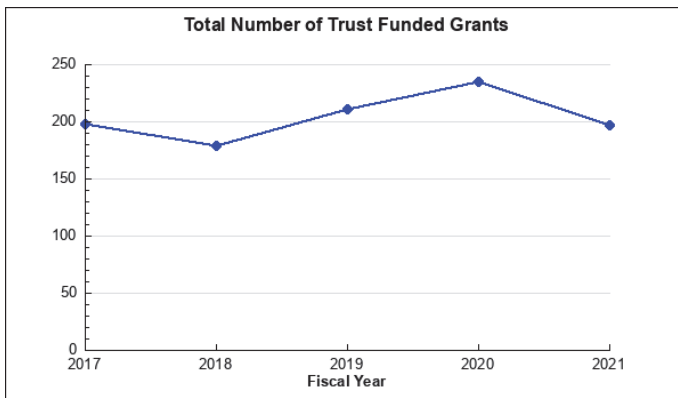
**Core Services**

- Spend Trust income to improve the lives and circumstances of Trust beneficiaries.
- Provide leadership in advocacy and planning around beneficiary related issues.
- Manage Trust cash and non-cash assets.
- Ensure funding of a comprehensive integrated mental health program.

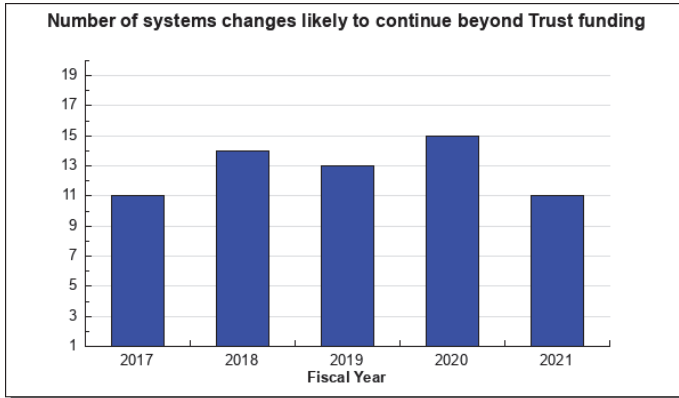
**Measures by Core Service**

(Additional performance information is available on the web at <https://omb.alaska.gov/results>.)

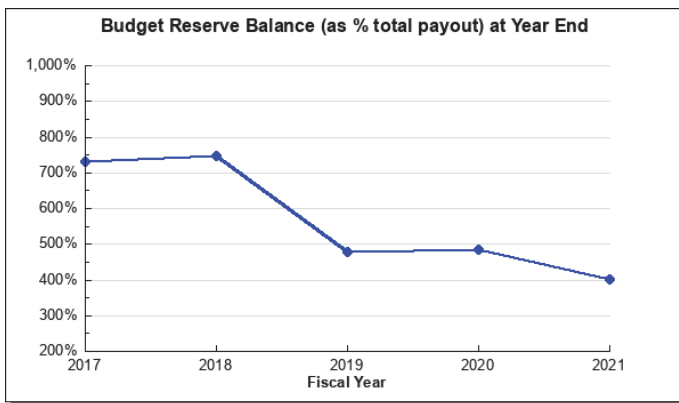
**1. Spend Trust income to improve the lives and circumstances of Trust beneficiaries.**



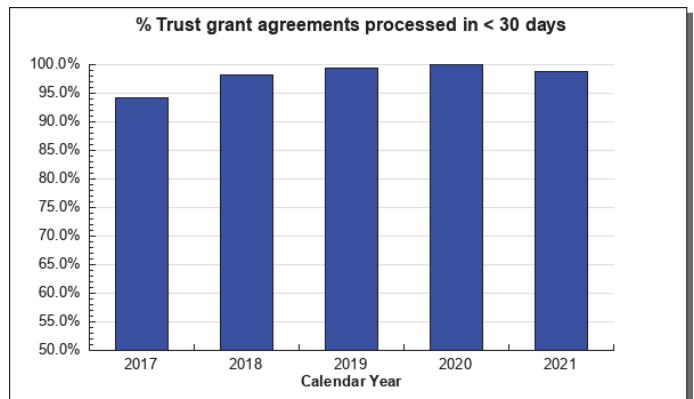
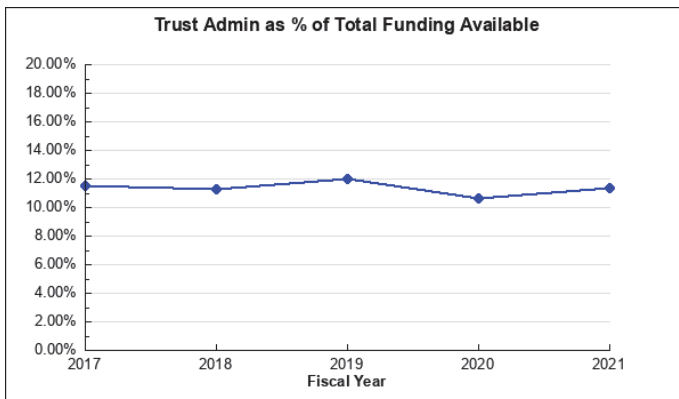
2. Provide leadership in advocacy and planning around beneficiary related issues.



3. Manage Trust cash and non-cash assets.



4. Ensure funding of a comprehensive integrated mental health program.



Major Component Accomplishments in 2021

- The Trust provided approximately \$21,180,800 in funding that supported 194 grants.
- The Trust and DHSS worked together with partners across Alaska to significantly overhaul the Alaska Scorecard which was published in May of 2021. The new scorecard includes both new indicators and new narratives that are consistent with goals set forth in Comprehensive Integrated Mental Health Program Plan: *Strengthening the System* that define a health care system that provides a full continuum of prevention, treatment, and support services to Trust beneficiaries in Alaska.

- The Trust made significant investments for the development of adult residential mental health treatment, and substance abuse treatment services in the Anchorage and Fairbanks regions. This addresses significant gaps in the continuum of care for adult beneficiaries by adding up to 16 treatment beds for adults experiencing mental illness or co-occurring disorders in Fairbanks, and up to 20-36 substance use related treatment beds in Anchorage.
- In partnership with the City of Fairbanks and community providers, the Trust funded the development and implementation of a mobile behavioral health crisis response team in Fairbanks. These teams consist of one master’s level behavioral health clinician and one peer support specialist, whose job is to meet the needs of people in the community who are having a crisis consisting of mental health and/or substance misuse issues. This program will help meet the crisis needs of individuals in the community with trained professionals, avoiding more restrictive and costly options like hospital emergency rooms.
- A collaboration between the Trust and the Department of Health & Social Services - Division of Behavioral Health helped form a coalition to develop an implementation plan for the new federally mandated 988 Crisis Call line which will go live July 16, 2022. The coalition is focused on sustainability, implementation, and coordination.

### **Key Component Challenges**

- Maintaining the budget reserve account balance sufficient to maintain Trust investments to programs/services in the comprehensive mental health program.
- Prioritizing Trust investment in grants to maximize impact.
- Monitoring the implementation and effectiveness of the Comprehensive Integrated Mental Health Program plan, and identifying areas where change is needed.
- Monitoring impacts of the COVID-19 pandemic on Alaska’s community treatment services for Trust beneficiaries.
- Coordinating and collaborating with the various state agencies, providers, and advocacy groups to meet the needs of Trust beneficiaries.
- Leveraging Trust funds with funds from private corporations, foundations, and other funding sources for beneficiary-related programs.

### **Significant Changes in Results to be Delivered in FY2023**

No changes in results delivered.

### **Statutory and Regulatory Authority**

AS 37.14 Public Finance - Special [Mental Health Trust] Funds  
AS 47.30 Mental Health  
20 AAC 40 Mental Health Trust Authority

<b>Contact Information</b>
<b>Contact:</b> Mike Abbott, Chief Executive Officer <b>Phone:</b> (907) 334-5909 <b>E-mail:</b> mike.abbott@alaska.gov

<b>Mental Health Trust Operations Personal Services Information</b>					
<b>Authorized Positions</b>			<b>Personal Services Costs</b>		
	<b>FY2022 Management Plan</b>	<b>FY2023 Governor</b>			
			Annual Salaries		2,058,198
Full-time	17	17	Premium Pay		0
Part-time	0	0	Annual Benefits		1,094,975
Nonpermanent	0	0	<i>Less 1.61% Vacancy Factor</i>		(50,729)
			Lump Sum Premium Pay		3,456
			Board Honoraria		65,000
<b>Totals</b>	<b>17</b>	<b>17</b>	<b>Total Personal Services</b>		<b>3,170,900</b>

<b>Position Classification Summary</b>					
<b>Job Class Title</b>	<b>Anchorage</b>	<b>Fairbanks</b>	<b>Juneau</b>	<b>Others</b>	<b>Total</b>
Administrative Assistant	1	0	0	0	1
Administrative Manager	1	0	0	0	1
Budget Controller	1	0	0	0	1
Chief Communications Officer	1	0	0	0	1
Chief Executive Officer	1	0	0	0	1
Chief Financial Officer	1	0	0	0	1
Chief Operating Officer	1	0	0	0	1
Evaluation & Planning Officer	1	0	0	0	1
Grants Accountability Manager	1	0	0	0	1
Grants Administrator Manager	1	0	0	0	1
Senior Program Officer	1	0	0	0	1
Special Assistant	1	0	0	0	1
Sr Eval&Pln Ofc	1	0	0	0	1
Trust Program Officer	4	0	0	0	4
<b>Totals</b>	<b>17</b>	<b>0</b>	<b>0</b>	<b>0</b>	<b>17</b>

<b>Component Board Summary</b>					
<b>Board Description</b>	<b>Member Count</b>	<b>Pay Per Day</b>	<b>Budgeted Days</b>	<b>Additional Pay</b>	<b>Total Cost</b>
Alaska Mental Health Trust Authority	7	200.00	41	3,249.08	65,000.00
<b>Total</b>					<b>65,000.00</b>

**Component Detail All Funds**  
**Department of Revenue**

**Component:** Mental Health Trust Operations (1423)  
**RDU:** Alaska Mental Health Trust Authority (47)

Non-Formula Component

	FY2021 Actuals	FY2022 Conference Committee	FY2022 Authorized	FY2022 Management Plan	FY2023 Governor	FY2022 Management Plan vs FY2023 Governor	
71000 Personal Services	2,943.0	3,194.2	3,194.2	3,194.2	3,170.9	-23.3	-0.7%
72000 Travel	1.1	82.0	82.0	82.0	82.0	0.0	0.0%
73000 Services	1,210.9	1,027.2	1,027.2	1,027.2	1,051.7	24.5	2.4%
74000 Commodities	38.7	67.0	67.0	67.0	75.0	8.0	11.9%
75000 Capital Outlay	9.4	0.0	0.0	0.0	0.0	0.0	0.0%
77000 Grants, Benefits	0.0	0.0	0.0	0.0	0.0	0.0	0.0%
78000 Miscellaneous	0.0	0.0	0.0	0.0	0.0	0.0	0.0%
<b>Totals</b>	<b>4,203.1</b>	<b>4,370.4</b>	<b>4,370.4</b>	<b>4,370.4</b>	<b>4,379.6</b>	<b>9.2</b>	<b>0.2%</b>
<b>Fund Sources:</b>							
1007 I/A Rcpts (Other)	0.0	30.0	30.0	30.0	30.0	0.0	0.0%
1094 MHT Admin (Other)	3,752.1	4,340.4	4,340.4	4,340.4	4,349.6	9.2	0.2%
1180 Alcohol Fd (DGF)	451.0	0.0	0.0	0.0	0.0	0.0	0.0%
<b>Unrestricted General (UGF)</b>	<b>0.0</b>	<b>0.0</b>	<b>0.0</b>	<b>0.0</b>	<b>0.0</b>	<b>0.0</b>	<b>0.0%</b>
<b>Designated General (DGF)</b>	<b>451.0</b>	<b>0.0</b>	<b>0.0</b>	<b>0.0</b>	<b>0.0</b>	<b>0.0</b>	<b>0.0%</b>
<b>Other Funds</b>	<b>3,752.1</b>	<b>4,370.4</b>	<b>4,370.4</b>	<b>4,370.4</b>	<b>4,379.6</b>	<b>9.2</b>	<b>0.2%</b>
<b>Federal Funds</b>	<b>0.0</b>	<b>0.0</b>	<b>0.0</b>	<b>0.0</b>	<b>0.0</b>	<b>0.0</b>	<b>0.0%</b>
<b>Positions:</b>							
Permanent Full Time	17	17	17	17	17	0	0.0%
Permanent Part Time	0	0	0	0	0	0	0.0%
Non Permanent	0	0	0	0	0	0	0.0%

**Change Record Detail - Multiple Scenarios with Descriptions**  
**Department of Revenue**

**Component:** Mental Health Trust Operations (1423)  
**RDU:** Alaska Mental Health Trust Authority (47)

Scenario/Change Record Title	Trans Type	Totals	Personal Services	Travel	Services	Commodities	Capital Outlay	Grants, Benefits	Miscellaneous	Positions		NP
										PFT	PPT	
***** Changes From FY2022 Conference Committee To FY2022 Authorized *****												
<b>FY2022 Conference Committee</b>												
	ConfCom	4,370.4	3,194.2	82.0	1,027.2	67.0	0.0	0.0	0.0	17	0	0
1007 I/A Rcpts		30.0										
1094 MHT Admin		4,340.4										
<b>Subtotal</b>		<b>4,370.4</b>	<b>3,194.2</b>	<b>82.0</b>	<b>1,027.2</b>	<b>67.0</b>	<b>0.0</b>	<b>0.0</b>	<b>0.0</b>	<b>17</b>	<b>0</b>	<b>0</b>
***** Changes From FY2022 Management Plan To FY2023 Governor *****												
<b>Reverse Mental Health Trust Recommendation</b>												
	OTI	-4,340.4	-3,164.2	-82.0	-1,027.2	-67.0	0.0	0.0	0.0	0	0	0
1094 MHT Admin		-4,340.4										
Reverse Mental Health Trust recommendation to reflect zero-based mental health budget.												
<b>FY2023 PERS Actuarial Rate Adjustment to 24.79% Ch9 SLA2021 (SB55)</b>												
	SalAdj	-105.3	-105.3	0.0	0.0	0.0	0.0	0.0	0.0	0	0	0
1094 MHT Admin		-105.3										
Includes: FY2023 Adjustment for PERS ARM Board Approved Rate of 24.79% (from 30.11%): \$-105.3												
<b>FY2023 Executive Health Insurance, SBS, and Risk Management Rate Changes</b>												
	SalAdj	24.6	24.6	0.0	0.0	0.0	0.0	0.0	0.0	0	0	0
1094 MHT Admin		24.6										
FY2023 Change Partially Exempt & Exempt Executive (EE) - Health Insurance from \$1,555 to \$1,685; SBS and Risk Management Rates: \$24.6												
<b>Continuation - Maintain Trust Authority MHT Admin Budget</b>												
	IncM	4,430.3	3,221.6	82.0	1,051.7	75.0	0.0	0.0	0.0	0	0	0
1094 MHT Admin		4,430.3										
The Alaska Mental Health Trust Authority (Trust) administrative budget supports the operation of the Trust office and the Board of Trustees. The Trust is tasked in statute with being trustees of the cash and non-cash assets held by the legal trust, making budget recommendations for the Mental Health Budget Bill, partnering with the Department of Health and Social Services to ensure a Comprehensive Mental Health Program Plan, and providing leadership in Trust beneficiary-related issues. The Trust, a State corporation, is administratively housed in the Department of Revenue.												
<b>Totals</b>		<b>4,379.6</b>	<b>3,170.9</b>	<b>82.0</b>	<b>1,051.7</b>	<b>75.0</b>	<b>0.0</b>	<b>0.0</b>	<b>0.0</b>	<b>17</b>	<b>0</b>	<b>0</b>

**Line Item Detail (1676)**  
**Department of Revenue**  
**Travel**

**Component:** Mental Health Trust Operations (1423)

<b>Line Number</b>	<b>Line Name</b>		<b>FY2021 Actuals</b>	<b>FY2022 Management Plan</b>	<b>FY2023 Governor</b>
2000	Travel		1.1	82.0	82.0
<b>Object Class</b>	<b>Servicing Agency</b>	<b>Explanation</b>	<b>FY2021 Actuals</b>	<b>FY2022 Management Plan</b>	<b>FY2023 Governor</b>
<b>2000 Travel Detail Totals</b>			<b>1.1</b>	<b>82.0</b>	<b>82.0</b>
2000	In-State Employee Travel	Airfare, lodging, surface transportation, reimbursable travel costs, meals and incidentals	1.1	40.0	40.0
2001	In-State Non-Employee Travel	Airfare, lodging, surface transportation, reimbursable travel costs, meals and incidentals	0.0	15.0	15.0
2002	Out of State Employee Travel	Airfare, lodging, surface transportation, reimbursable travel costs, meals and incidentals	0.0	20.0	20.0
2003	Out of State Non-Employee Travel	Airfare, lodging, surface transportation, reimbursable travel costs, meals and incidentals	0.0	7.0	7.0



**Line Item Detail (1676)**  
**Department of Revenue**  
**Services**

**Component:** Mental Health Trust Operations (1423)

Line Number	Line Name		FY2021 Actuals	FY2022 Management Plan	FY2023 Governor
3000	Services		1,210.9	1,027.2	1,051.7
Object Class	Servicing Agency	Explanation	FY2021 Actuals	FY2022 Management Plan	FY2023 Governor
<b>3000 Services Detail Totals</b>			<b>1,210.9</b>	<b>1,027.2</b>	<b>1,051.7</b>
3000	Education Services	Training, educational conferences, agency memberships, tuition, books and fees for work-related courses	14.9	30.0	30.0
3001	Financial Services	Accounting, auditing, and management/consulting services	129.2	128.0	140.0
3002	Legal and Judicial Services	Transcription services	45.3	150.0	150.0
3003	Information Technology	IT training, consulting, software licensing, software maintenance, and IT equipment leases	50.5	65.0	65.0
3004	Telecommunications	Local, long distance, cellular, television, data/network telecommunications equipment charges	51.5	67.0	70.0
3006	Delivery Services	Freight, courier services, and postage	1.1	0.5	1.0
3007	Advertising and Promotions	Legal notices for regulations and public hearings	12.2	7.5	9.0
3009	Structure/Infrastructure/Land	Infrastructure maintenance and repairs, rentals, and leases	0.6	14.0	14.0
3010	Equipment/Machinery	Office furniture and equipment repairs, maintenance, rentals and leases	1.9	15.0	15.0
3011	Other Services	Professional management and consulting services; printing and copying services	702.8	363.2	370.7
3017	Inter-Agency Information Technology	Admin - Department-wide Office of Information Technology	57.8	55.0	55.0

**Line Item Detail (1676)**  
**Department of Revenue**  
**Services**

**Component:** Mental Health Trust Operations (1423)

Object Class	Servicing Agency	Explanation	FY2021 Actuals	FY2022 Management Plan	FY2023 Governor
<b>3000 Services Detail Totals</b>			<b>1,210.9</b>	<b>1,027.2</b>	<b>1,051.7</b>
	Non-Telecommunications	(OIT) core services			
3017	Inter-Agency Information Technology Non-Telecommunications	Admin - Department-wide OIT Server Hosting & Storage and Adobe Licensing	2.8	2.8	2.8
3018	Inter-Agency Information Technology Telecommunications	Admin - Department-wide Office of Information Technology (OIT) telecommunications services	9.6	7.3	7.3
3021	Inter-Agency Mail	Admin - Department-wide Central mailroom services including pickup and delivery of mail, postage, and mailing of state warrants	0.7	0.7	0.7
3022	Inter-Agency Human Resources	Admin - Department-wide Human resource and payroll services provided by the Division of Personnel	9.7	9.7	9.7
3024	Inter-Agency Legal	Law - Department-wide Legal services provided by the Department of Law	24.8	24.8	24.8
3026	Inter-Agency Insurance	Admin - Department-wide Risk Management	0.6	0.6	0.6
3027	Inter-Agency Financial	Admin - Department-wide Division of Finance chargeback for IRIS FIN, HRM, and ALDER	3.9	3.9	3.9
3027	Inter-Agency Financial	Rev - Treasury Division (121) Investment management services with the Treasury Division	23.4	14.6	14.6
3028	Inter-Agency Americans with Disabilities Act Compliance	Admin - Department-wide ADA compliance	0.1	0.1	0.1
3038	Inter-Agency Management/Consulting	Rev - Administrative Services (125) Support services provided by the Administrative Services Division, including IT, fiscal, budget, contract management, procurement, and legislative support	67.5	67.5	67.5

**Line Item Detail (1676)**  
**Department of Revenue**  
**Commodities**

**Component:** Mental Health Trust Operations (1423)

<b>Line Number</b>	<b>Line Name</b>		<b>FY2021 Actuals</b>	<b>FY2022 Management Plan</b>	<b>FY2023 Governor</b>
4000	Commodities		38.7	67.0	75.0
<b>Object Class</b>	<b>Servicing Agency</b>	<b>Explanation</b>	<b>FY2021 Actuals</b>	<b>FY2022 Management Plan</b>	<b>FY2023 Governor</b>
<b>4000 Commodities Detail Totals</b>			<b>38.7</b>	<b>67.0</b>	<b>75.0</b>
4000	Business	Business supplies including book and educational equipment and furniture; office supplies; desktop computers, printers and IT equipment less than \$5,000 per item; and subscriptions including electronic access to information	36.1	49.0	52.0
4002	Household/Institutional	Institutional supplies	2.6	18.0	23.0

**Line Item Detail (1676)**  
**Department of Revenue**  
**Capital Outlay**

**Component:** Mental Health Trust Operations (1423)

<b>Line Number</b>	<b>Line Name</b>		<b>FY2021 Actuals</b>	<b>FY2022 Management Plan</b>	<b>FY2023 Governor</b>
5000	Capital Outlay		9.4	0.0	0.0
<b>Object Class</b>	<b>Servicing Agency</b>	<b>Explanation</b>	<b>FY2021 Actuals</b>	<b>FY2022 Management Plan</b>	<b>FY2023 Governor</b>
<b>5000 Capital Outlay Detail Totals</b>			<b>9.4</b>	<b>0.0</b>	<b>0.0</b>
5004	Equipment	IT Equipment > \$5,000: servers and other network equipment, firewall and remote access equipment, tape backup devices and general office equipment/furniture > \$5,000	9.4	0.0	0.0

**Revenue Detail (1681)**  
**Department of Revenue**

**Component:** Mental Health Trust Operations (1423)

Revenue Type (OMB Fund Code)				FY2022	
Revenue Source	Component	Comment	FY2021 Actuals	Management Plan	FY2023 Governor
<b>5007 I/A Rcpts (1007 I/A Rcpts)</b>			<b>0.0</b>	<b>30.0</b>	<b>30.0</b>
5301 Inter-Agency Receipts	NatRes - Department-wide	Outreach and advertising	0.0	30.0	30.0

**Inter-Agency Services (1682)**  
**Department of Revenue**

**Component:** Mental Health Trust Operations (1423)

				FY2021 Actuals	FY2022 Management Plan	FY2023 Governor
<b>Component Totals</b>				<b>200.9</b>	<b>187.0</b>	<b>187.0</b>
With Department of Administration				85.2	80.1	80.1
With Department of Law				24.8	24.8	24.8
With Department of Revenue				90.9	82.1	82.1
<b>Object Class</b>	<b>Servicing Agency</b>	<b>Explanation</b>	<b>FY2021 Actuals</b>	<b>FY2022 Management Plan</b>	<b>FY2023 Governor</b>	
3017	Inter-Agency Information Technology Non-Telecommunications	Admin - Department-wide Office of Information Technology (OIT) core services	57.8	55.0	55.0	
3017	Inter-Agency Information Technology Non-Telecommunications	Admin - Department-wide OIT Server Hosting & Storage and Adobe Licensing	2.8	2.8	2.8	
3018	Inter-Agency Information Technology Telecommunications	Admin - Department-wide Office of Information Technology (OIT) telecommunications services	9.6	7.3	7.3	
3021	Inter-Agency Mail	Admin - Department-wide Central mailroom services including pickup and delivery of mail, postage, and mailing of state warrants	0.7	0.7	0.7	
3022	Inter-Agency Human Resources	Admin - Department-wide Human resource and payroll services provided by the Division of Personnel	9.7	9.7	9.7	
3024	Inter-Agency Legal	Law - Department-wide Legal services provided by the Department of Law	24.8	24.8	24.8	
3026	Inter-Agency Insurance	Admin - Department-wide Risk Management	0.6	0.6	0.6	
3027	Inter-Agency Financial	Admin - Department-wide Division of Finance chargeback for IRIS FIN, HRM, and ALDER	3.9	3.9	3.9	
3027	Inter-Agency Financial	Rev - Treasury Division (121) Investment management services with the Treasury Division	23.4	14.6	14.6	
3028	Inter-Agency Americans with Disabilities Act Compliance	Admin - Department-wide ADA compliance	0.1	0.1	0.1	
3038	Inter-Agency Management/Consulting	Rev - Administrative Services (125) Support services provided by the Administrative Services Division, including IT, fiscal, budget, contract management, procurement, and legislative support	67.5	67.5	67.5	

**Personal Services Expenditure Detail**  
**Department of Revenue**

**Scenario:** FY2023 Governor (18673)  
**Component:** Mental Health Trust Operations (1423)  
**RDU:** Alaska Mental Health Trust Authority (47)

PCN	Job Class Title	Time Status	Retire Code	Barg Unit	Location	Salary Sched	Range / Step	Comp Months	Split / Count	Annual Salaries	COLA	Premium Pay	Annual Benefits	Total Costs	UGF Amount
04-9400	Chief Executive Officer	FT	A	XE	Anchorage	N00	28 / A	12.0		214,913	0	0	95,337	310,250	0
04-9401	Senior Program Officer	FT	A	XE	Anchorage	N00	24	12.0		150,202	0	0	75,432	225,634	0
04-9402	Sr Eval&Pln Ofc	FT	A	XE	Anchorage	N00	24 /	12.0		128,354	0	0	67,587	195,941	0
04-9403	Chief Financial Officer	FT	A	XE	Anchorage	N00	24 /	12.0		177,352	0	0	83,783	261,135	0
04-9404	Administrative Manager	FT	A	XE	Anchorage	N00	20 /	12.0		97,770	0	0	56,305	154,075	0
04-9405	Grants Administrator Manager	FT	A	XE	Anchorage	N00	21	12.0		107,151	0	0	59,765	166,916	0
04-9406	Chief Operating Officer	FT	A	XE	Anchorage	N00	27 /	12.0		180,190	0	0	84,656	264,846	0
04-9407	Budget Controller	FT	A	XE	Anchorage	N00	20 /	12.0		97,819	0	0	56,323	154,142	0
04-9411	Grants Accountability Manager	FT	A	XE	Anchorage	N00	19	12.0		106,824	0	0	59,645	166,469	0
04-X008	Special Assistant	FT	A	XE	Anchorage	N00	17 /	12.0		82,914	0	0	50,824	133,738	0
04-X010	Chief Communications Officer	FT	A	XE	Anchorage	N00	24 /	12.0		130,115	0	0	68,237	198,352	0
04-X013	Trust Program Officer	FT	A	XE	Anchorage	N00	22 /	12.0		110,571	0	0	61,027	171,598	0
04-X014	Administrative Assistant	FT	A	XE	Anchorage	N00	16 /	12.0		66,759	0	0	44,865	111,624	0
04-X046	Trust Program Officer	FT	A	XE	Anchorage	N00	22 /	12.0		101,917	0	0	57,834	159,751	0
04-X076	Trust Program Officer	FT	A	XE	Anchorage	N00	22 /	12.0		98,315	0	0	56,506	154,821	0
04-X083	Evaluation & Planning Officer	FT	A	XE	Anchorage	N00	24 /	12.0		104,525	0	0	58,797	163,322	0
04-Z001	Trust Program Officer	FT	A	XE	Anchorage	N00	22 /	12.0		102,507	0	0	58,052	160,559	0
													<b>Total Salary Costs:</b>	2,058,198	
													<b>Total COLA:</b>	0	
													<b>Total Premium Pay:</b>	0	
													<b>Total Benefits:</b>	1,094,975	
													<b>Total Pre-Vacancy:</b>	3,153,173	
													<b>Minus Vacancy Adjustment of 1.61%:</b>	(50,729)	
													<b>Total Post-Vacancy:</b>	3,102,444	
													<b>Plus Lump Sum Premium Pay:</b>	3,456	
													<b>Plus Board Honoraria Pay:</b>	65,000	
													<b>Personal Services Line 100:</b>	3,170,900	
<b>Total Component Months:</b>		204.0													
<b>PCN Funding Sources:</b>					<b>Pre-Vacancy</b>	<b>Post-Vacancy</b>	<b>Percent</b>								
1094 Mental Health Trust Administration					3,153,173	3,102,444	100.00%								
<b>Total PCN Funding:</b>					<b>3,153,173</b>	<b>3,102,444</b>	<b>100.00%</b>								

Note: If a position is split, an asterisk (\*) will appear in the Split/Count column. If the split position is also counted in the component, two asterisks (\*\*) will appear in this column. [No valid job title] appearing in the Job Class Title indicates that the PCN has an invalid class code or invalid range for the class code effective date of this scenario.

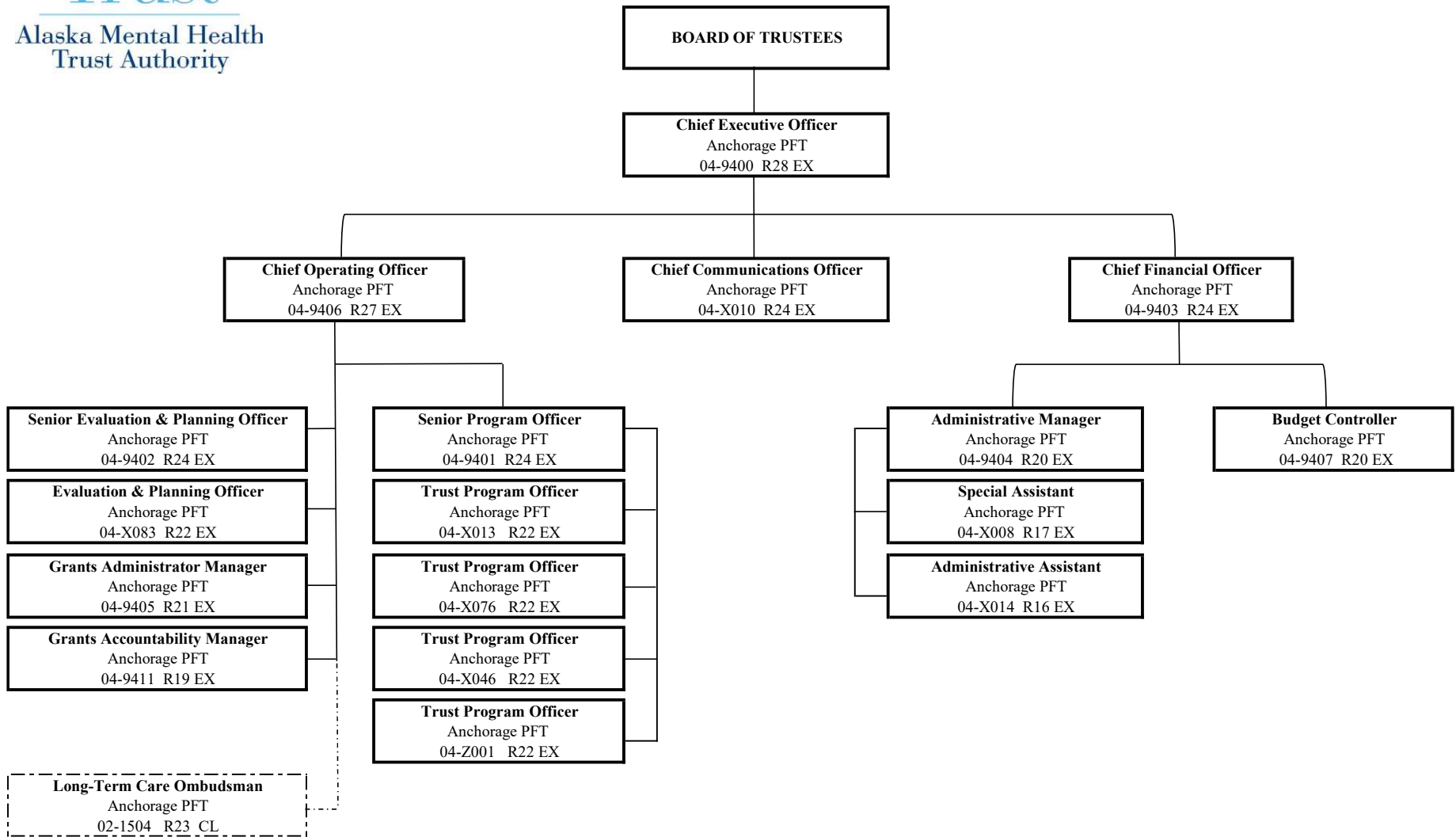
**Personal Services Expenditure Detail**  
**Department of Revenue**

**Scenario:** FY2023 Governor (18673)  
**Component:** Mental Health Trust Operations (1423)  
**RDU:** Alaska Mental Health Trust Authority (47)

<b>Lump Sum Funding Sources:</b>	<b>Amount</b>	<b>Percent</b>
1094 Mental Health Trust Administration	3,456	100.00%
<b>Total Lump Sum Funding:</b>	<b>3,456</b>	<b>100.00%</b>

Note: If a position is split, an asterisk (\*) will appear in the Split/Count column. If the split position is also counted in the component, two asterisks (\*\*) will appear in this column.  
[No valid job title] appearing in the Job Class Title indicates that the PCN has an invalid class code or invalid range for the class code effective date of this scenario.





**State of Alaska  
FY2023 Governor's Operating Budget**

**Department of Revenue  
Long Term Care Ombudsman Office  
Component Budget Summary**

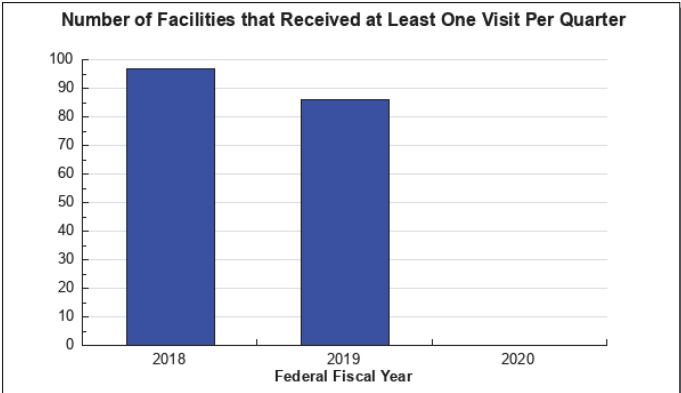
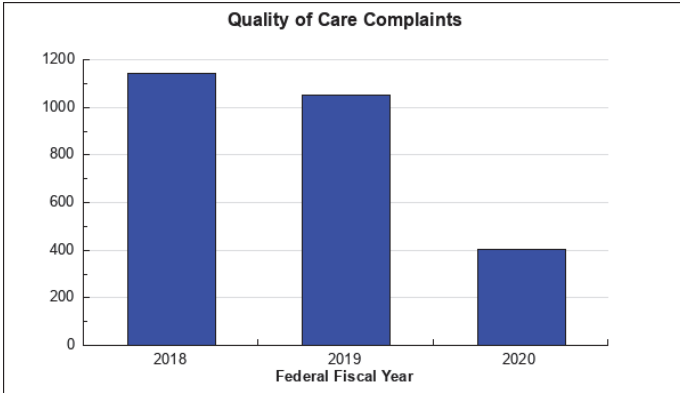
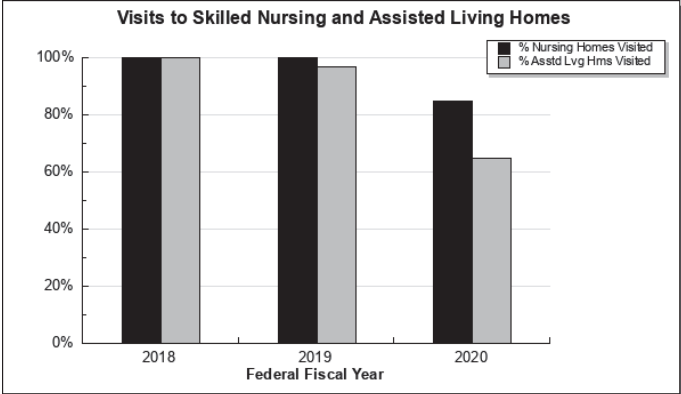
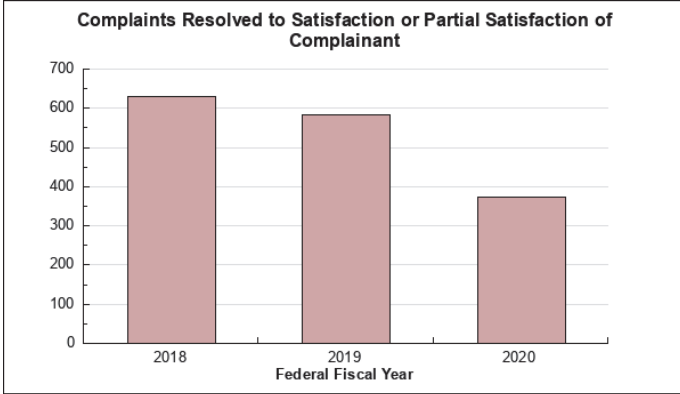
Component: Long Term Care Ombudsman Office

Contribution to Department's Mission

The mission of Alaska's Office of the Long-Term Care Ombudsman is to provide resident-centered advocacy designed to protect the health, safety, welfare and rights of Alaskan seniors, age 60 and over living in long-term care facilities.

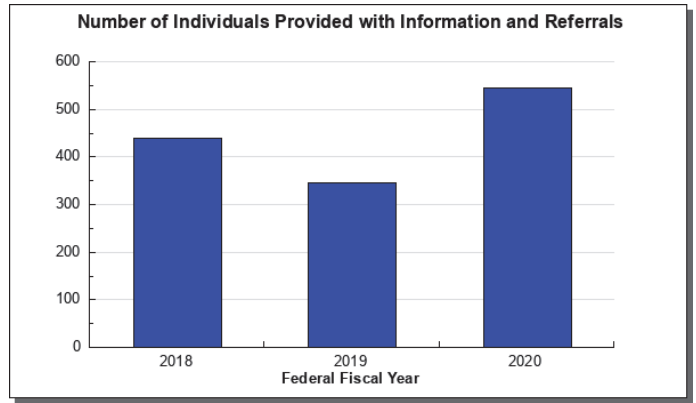
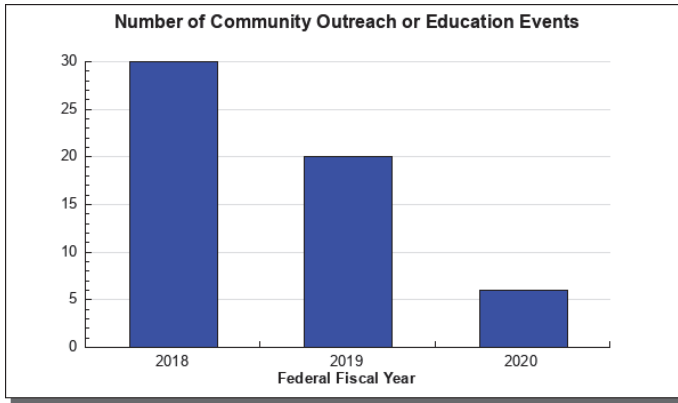
Results

(Additional performance information is available on the web at <https://omb.alaska.gov/results>.)



Target: Annually, the LTCO program will analyze the number and types of complaints by facility in order to determine training or changes that could improve care in the ten facilities that need the most support.

Target: Annually, the LTCO program will analyze the number and types of complaints to determine systems changes that could improve care in long term care facilities.



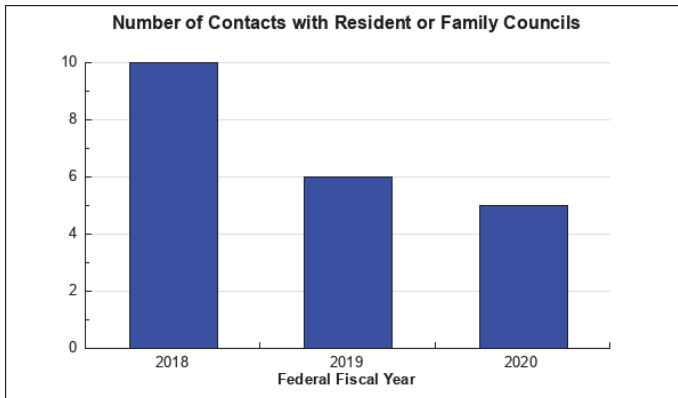
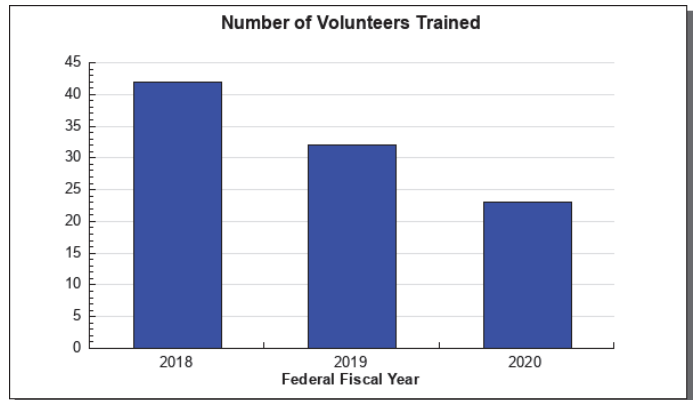
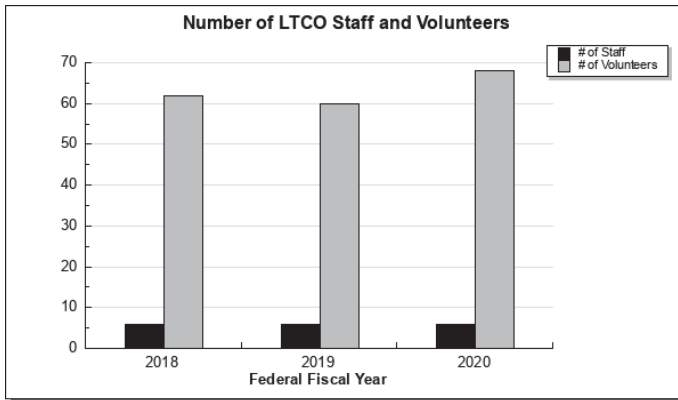
**Core Services**

- Complaint investigations
- Develop and support the creation and maintenance of family and resident councils.
- Ensure the needs, interests, and opinions of Alaskan seniors are conveyed to policy makers.
- The LTCO program will actively advocate to protect the rights of seniors by educating care providers and the public through community outreach and training.

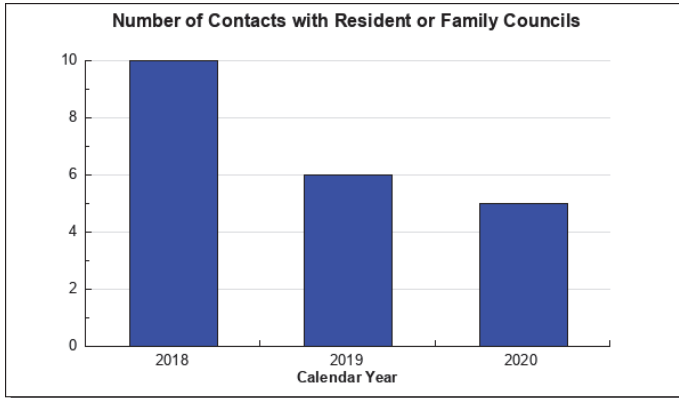
**Measures by Core Service**

(Additional performance information is available on the web at <https://omb.alaska.gov/results>.)

**1. Complaint investigations**



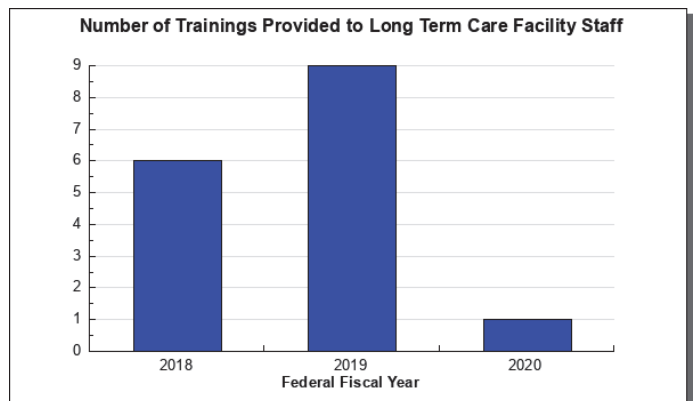
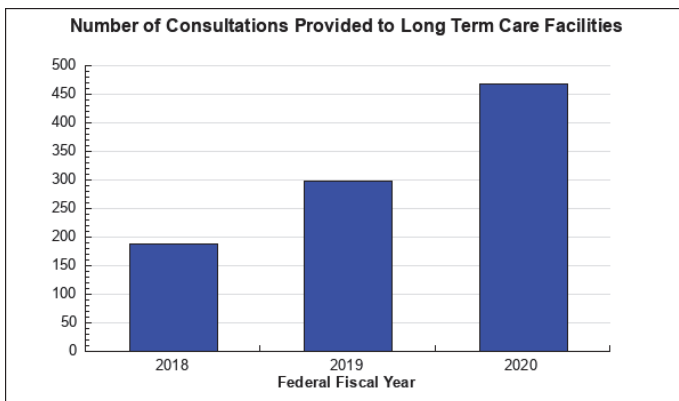
**2. Develop and support the creation and maintenance of family and resident councils.**



**3. Ensure the needs, interests, and opinions of Alaskan seniors are conveyed to policy makers.**

Target: The LTCO will participate in advocacy on 100% of the legislative bills or state regulations being proposed that affect older Alaskans.

**4. The LTCO program will actively advocate to protect the rights of seniors by educating care providers and the public through community outreach and training.**



**Major Component Accomplishments in 2021**

- Conducted 403 in-person facility visits to monitor the safety and well-being of seniors in assisted living and nursing homes statewide.
- Received 374 formal complaints and 80% of these complaints were resolved to the satisfaction of the resident.

- Provided information and referral to 545 members of the public who contacted our office for assistance.
- Provided consultation to 469 providers of long-term care services.
- Created *Virtual Town Hall Educational Forums* for residents in long-term care facilities during the COVID-19 pandemic to maintain communication with residents and staff, advocate for residents, and identify any potential issues to address through systems change.

### **Key Component Challenges**

- Within the past year, the COVID-19 pandemic continued to impact the work of the Long Term Care Ombudsman program (LTCOP). Due to the initial CMS guidelines on visitation restrictions to long-term care facilities, the LTCOP staff and volunteers were prevented from completing in person visitations through March 2021, when the visitation guidance for the LTCOP was revised. The LTCOP worked hard over this past year to find creative ways to continue to reach residents, provide person-centered advocacy, and investigate and resolve complaints. Through the first half of the year, these tasks were completed virtually. However, the LTCOP is not a virtual program. While the LTCOP continued this challenging work, it is important to not lose sight of the fact that ombudsmen do their best work when they can communicate with residents in person and observe their home environment. Phone calls and other electronic communication have worked as a short-term solution to visitation restrictions, but these measures are not the best means of providing the strong and supportive advocacy residents of long-term care facilities expect and deserve from our program. With a strong LTCOP reentry plan that focused on a layered protective approach to help our ombudsmen remain safe while out in the field, the LTCOP resumed in-person visits with residents of long-term care facilities in March of 2021.
- COVID-19 has significantly impacted the LTCOP's recruitment and retention of volunteers. Many of our volunteers are of retirement age and with the added stress of the pandemic, some of our volunteers have chosen not to return to volunteer or have taken a leave of absence until they feel ready to return when it is safe for them to do so. The LTCOP will continue to do more outreach to communities to appeal to an expanded audience such as military spouses, college students and other interested community members. Our volunteers truly help leverage our resources.

### **Significant Changes in Results to be Delivered in FY2023**

No changes in results delivered.

### **Statutory and Regulatory Authority**

AS 47.24 Protection of Vulnerable Adults  
AS 47.62 Office of the Long Term Care Ombudsman  
Federal Older Americans Act, Chapter 2, Section 712

<b>Contact Information</b>
<b>Contact:</b> Stephanie Wheeler, Long Term Care Ombudsman <b>Phone:</b> (907) 334-4480 <b>E-mail:</b> OLTCO@alaska.gov

Long Term Care Ombudsman Office Personal Services Information					
Authorized Positions			Personal Services Costs		
	<u>FY2022</u> <u>Management</u> <u>Plan</u>	<u>FY2023</u> <u>Governor</u>			
Full-time	6	6	Annual Salaries		474,864
Part-time	0	0	COLA		1,363
Nonpermanent	0	0	Premium Pay		0
			Annual Benefits		296,745
			<i>Less 2.88% Vacancy Factor</i>		(22,268)
			Lump Sum Premium Pay		1,296
<b>Totals</b>	<b>6</b>	<b>6</b>	<b>Total Personal Services</b>		<b>752,000</b>

Position Classification Summary					
Job Class Title	Anchorage	Fairbanks	Juneau	Others	Total
Asst Long Term Care Ombudsman	3	0	0	0	3
Deputy Long Term Care Ombudsma	1	0	0	0	1
Long Term Care Specialist	1	0	0	0	1
Long-Term Care Ombudsman	1	0	0	0	1
<b>Totals</b>	<b>6</b>	<b>0</b>	<b>0</b>	<b>0</b>	<b>6</b>

**Component Detail All Funds**  
**Department of Revenue**

**Component:** Long Term Care Ombudsman Office (2749)  
**RDU:** Alaska Mental Health Trust Authority (47)

Non-Formula Component

	FY2021 Actuals	FY2022 Conference Committee	FY2022 Authorized	FY2022 Management Plan	FY2023 Governor	FY2022 Management Plan vs FY2023 Governor	
71000 Personal Services	700.0	751.2	751.2	751.2	752.0	0.8	0.1%
72000 Travel	21.1	48.8	48.8	48.8	48.8	0.0	0.0%
73000 Services	87.8	125.4	125.4	125.4	110.0	-15.4	-12.3%
74000 Commodities	26.5	15.2	15.2	15.2	15.2	0.0	0.0%
75000 Capital Outlay	0.0	0.0	0.0	0.0	0.0	0.0	0.0%
77000 Grants, Benefits	0.0	0.0	0.0	0.0	0.0	0.0	0.0%
78000 Miscellaneous	0.0	0.0	0.0	0.0	0.0	0.0	0.0%
<b>Totals</b>	<b>835.4</b>	<b>940.6</b>	<b>940.6</b>	<b>940.6</b>	<b>926.0</b>	<b>-14.6</b>	<b>-1.6%</b>
<b>Fund Sources:</b>							
1004 Gen Fund (UGF)	0.0	13.4	13.4	13.4	13.4	0.0	0.0%
1007 I/A Rcpts (Other)	350.1	414.8	414.8	414.8	409.4	-5.4	-1.3%
1037 GF/MH (UGF)	485.3	512.4	512.4	512.4	503.2	-9.2	-1.8%
<b>Unrestricted General (UGF)</b>	<b>485.3</b>	<b>525.8</b>	<b>525.8</b>	<b>525.8</b>	<b>516.6</b>	<b>-9.2</b>	<b>-1.7%</b>
<b>Designated General (DGF)</b>	<b>0.0</b>	<b>0.0</b>	<b>0.0</b>	<b>0.0</b>	<b>0.0</b>	<b>0.0</b>	<b>0.0%</b>
<b>Other Funds</b>	<b>350.1</b>	<b>414.8</b>	<b>414.8</b>	<b>414.8</b>	<b>409.4</b>	<b>-5.4</b>	<b>-1.3%</b>
<b>Federal Funds</b>	<b>0.0</b>	<b>0.0</b>	<b>0.0</b>	<b>0.0</b>	<b>0.0</b>	<b>0.0</b>	<b>0.0%</b>
<b>Positions:</b>							
Permanent Full Time	6	6	6	6	6	0	0.0%
Permanent Part Time	0	0	0	0	0	0	0.0%
Non Permanent	0	0	0	0	0	0	0.0%



**Change Record Detail - Multiple Scenarios with Descriptions**  
**Department of Revenue**

**Component:** Long Term Care Ombudsman Office (2749)  
**RDU:** Alaska Mental Health Trust Authority (47)

Scenario/Change Record Title	Trans Type	Totals	Personal Services	Travel	Services	Commodities	Capital Outlay	Grants, Benefits	Miscellaneous	Positions		NP
										PFT	PPT	
***** Changes From FY2022 Conference Committee To FY2022 Authorized *****												
<b>FY2022 Conference Committee</b>												
	ConfCom	940.6	751.2	48.8	125.4	15.2	0.0	0.0	0.0	6	0	0
1004 Gen Fund		13.4										
1007 I/A Rcpts		414.8										
1037 GF/MH		512.4										
<b>Subtotal</b>		<b>940.6</b>	<b>751.2</b>	<b>48.8</b>	<b>125.4</b>	<b>15.2</b>	<b>0.0</b>	<b>0.0</b>	<b>0.0</b>	<b>6</b>	<b>0</b>	<b>0</b>
***** Changes From FY2022 Management Plan To FY2023 Governor *****												
<b>FY2023 Salary and Benefit Adjustments</b>												
	SalAdj	1.4	1.4	0.0	0.0	0.0	0.0	0.0	0.0	0	0	0
1007 I/A Rcpts		0.5										
1037 GF/MH		0.9										
Includes: FY2023 Supervisory Unit 1% COLA: \$1.4												
<b>FY2023 PERS Actuarial Rate Adjustment to 24.79% Ch9 SLA2021 (SB55)</b>												
	SalAdj	-24.5	-24.5	0.0	0.0	0.0	0.0	0.0	0.0	0	0	0
1007 I/A Rcpts		-9.1										
1037 GF/MH		-15.4										
Includes: FY2023 Adjustment for PERS ARM Board Approved Rate of 24.79% (from 30.11%): \$-24.5												
<b>FY2023 Supervisory Employees Health Insurance, SBS, and Risk Management Rate Changes</b>												
	SalAdj	1.4	1.4	0.0	0.0	0.0	0.0	0.0	0.0	0	0	0
1007 I/A Rcpts		0.5										
1037 GF/MH		0.9										
FY2023 Change Supervisory Employees (SS) - Health Insurance from \$1,555 to \$1,685; SBS and Risk Management Rates: \$1.4												
<b>FY2023 Executive Health Insurance, SBS, and Risk Management Rate Changes</b>												
	SalAdj	7.1	7.1	0.0	0.0	0.0	0.0	0.0	0.0	0	0	0
1007 I/A Rcpts		2.7										
1037 GF/MH		4.4										
FY2023 Change Partially Exempt & Exempt Executive (EE) - Health Insurance from \$1,555 to \$1,685; SBS and Risk Management Rates: \$7.1												
<b>Align Authority with Anticipated Expenditures</b>												
	LIT	0.0	15.4	0.0	-15.4	0.0	0.0	0.0	0.0	0	0	0

**Change Record Detail - Multiple Scenarios with Descriptions**  
**Department of Revenue**

**Component:** Long Term Care Ombudsman Office (2749)  
**RDU:** Alaska Mental Health Trust Authority (47)

Scenario/Change Record Title	Trans Type	Totals	Personal Services	Travel	Services	Commodities	Capital Outlay	Grants, Benefits	Miscellaneous	Positions		
										PFT	PPT	NP
Transfer authority from services to personal services for anticipated expenditures. The remaining services authority is sufficient to cover anticipated expenditures.												
	<b>Totals</b>	<b>926.0</b>	<b>752.0</b>	<b>48.8</b>	<b>110.0</b>	<b>15.2</b>	<b>0.0</b>	<b>0.0</b>	<b>0.0</b>	<b>6</b>	<b>0</b>	<b>0</b>

**Line Item Detail (1676)**  
**Department of Revenue**  
**Travel**

**Component:** Long Term Care Ombudsman Office (2749)

<b>Line Number</b>	<b>Line Name</b>		<b>FY2021 Actuals</b>	<b>FY2022 Management Plan</b>	<b>FY2023 Governor</b>
2000	Travel		21.1	48.8	48.8
<b>Object Class</b>	<b>Servicing Agency</b>	<b>Explanation</b>	<b>FY2021 Actuals</b>	<b>FY2022 Management Plan</b>	<b>FY2023 Governor</b>
<b>2000 Travel Detail Totals</b>			<b>21.1</b>	<b>48.8</b>	<b>48.8</b>
2000	In-State Employee Travel	Airfare, lodging, surface transportation, reimbursable travel costs, meals and incidentals	21.1	47.5	47.5
2001	In-State Non-Employee Travel	Airfare, lodging, surface transportation, reimbursable travel costs, meals and incidentals	0.0	0.3	0.3
2002	Out of State Employee Travel	Airfare, lodging, surface transportation, reimbursable travel costs, meals and incidentals	0.0	1.0	1.0

**Line Item Detail (1676)**  
**Department of Revenue**  
**Services**

**Component:** Long Term Care Ombudsman Office (2749)

Line Number	Line Name		FY2021 Actuals	FY2022 Management Plan	FY2023 Governor
3000	Services		87.8	125.4	110.0
Object Class	Servicing Agency	Explanation	FY2021 Actuals	FY2022 Management Plan	FY2023 Governor
<b>3000 Services Detail Totals</b>			<b>87.8</b>	<b>125.4</b>	<b>110.0</b>
3000	Education Services	Training, educational conferences, agency memberships, tuition, books and fees for work-related courses	0.7	7.6	2.6
3003	Information Technology	IT training, consulting, software licensing, software maintenance, and IT equipment leases	4.0	5.5	4.0
3004	Telecommunications	Local, long distance, cellular, television, data/network telecommunications equipment charges	1.7	2.5	1.5
3006	Delivery Services	Freight, courier services, and postage	1.4	1.5	1.0
3007	Advertising and Promotions	Legal notices for regulations and public hearings	0.4	1.0	0.4
3009	Structure/Infrastructure/Land	Infrastructure maintenance and repairs, rentals, and leases	26.9	27.9	27.4
3010	Equipment/Machinery	Office furniture and equipment repairs, maintenance, rentals and leases	0.0	1.5	1.0
3011	Other Services	Professional management and consulting services; printing and copying services	0.9	5.3	0.5
3017	Inter-Agency Information Technology Non-Telecommunications	Admin - Department-wide Office of Information Technology (OIT) core services	20.4	21.0	20.0
3018	Inter-Agency Information Technology Telecommunications	Admin - Department-wide Office of Information Technology (OIT) telecommunications services	2.6	2.6	2.6

**Line Item Detail (1676)**  
**Department of Revenue**  
**Services**

**Component:** Long Term Care Ombudsman Office (2749)

Object Class		Servicing Agency	Explanation	FY2021 Actuals	FY2022 Management Plan	FY2023 Governor
<b>3000 Services Detail Totals</b>				<b>87.8</b>	<b>125.4</b>	<b>110.0</b>
3021	Inter-Agency Mail	Admin - Department-wide	Central mailroom services including pickup and delivery of mail, postage, and mailing of state warrants	0.7	0.7	0.7
3022	Inter-Agency Human Resources	Admin - Department-wide	Human resource and payroll services provided by the Division of Personnel	3.4	3.4	3.4
3026	Inter-Agency Insurance	Admin - Department-wide	Risk Management	0.2	0.2	0.2
3027	Inter-Agency Financial	Admin - Department-wide	Division of Finance chargeback for IRIS FIN, HRM, and ALDER	0.6	0.6	0.6
3028	Inter-Agency Americans with Disabilities Act Compliance	Admin - Department-wide	ADA compliance	0.1	0.1	0.1
3038	Inter-Agency Management/Consulting	Rev - Administrative Services (125)	Support services provided by the Administrative Services Division, including IT, fiscal, budget, contract management, procurement, and legislative support	23.8	24.0	24.0
3038	Inter-Agency Management/Consulting	Rev - Commissioner's Office (123)	Support services provided by the Commissioner's Office	0.0	0.0	0.0
3038	Inter-Agency Management/Consulting	Rev - Mental Health Trust Operations (1423)	Administrative services provided by the Mental Health Trust Authority staff including fiscal, budget, contract management, procurement, and legislative support	0.0	20.0	20.0

**Line Item Detail (1676)**  
**Department of Revenue**  
**Commodities**

**Component:** Long Term Care Ombudsman Office (2749)

<b>Line Number</b>	<b>Line Name</b>		<b>FY2021 Actuals</b>	<b>FY2022 Management Plan</b>	<b>FY2023 Governor</b>
4000	Commodities		26.5	15.2	15.2
<b>Object Class</b>	<b>Servicing Agency</b>	<b>Explanation</b>	<b>FY2021 Actuals</b>	<b>FY2022 Management Plan</b>	<b>FY2023 Governor</b>
<b>4000 Commodities Detail Totals</b>			<b>26.5</b>	<b>15.2</b>	<b>15.2</b>
4000	Business	Business supplies including book and educational equipment and furniture; office supplies; desktop computers, printers and IT equipment less than \$5,000 per item; and subscriptions including electronic access to information	24.5	13.4	13.2
4002	Household/Institutional	Institutional supplies	1.8	1.8	2.0
4004	Safety	Alarms, fire safety, law enforcement	0.2	0.0	0.0

**Revenue Detail (1681)**  
**Department of Revenue**

**Component:** Long Term Care Ombudsman Office (2749)

Revenue Type (OMB Fund Code) Revenue Source	Component	Comment	FY2021 Actuals	FY2022 Management Plan	FY2023 Governor
<b>5007 I/A Rcpts (1007 I/A Rcpts)</b>			<b>350.1</b>	<b>414.8</b>	<b>409.4</b>
5301 Inter-Agency Receipts	Health - Department-wide	Long Term Care Ombudsman administrative costs	350.1	414.8	409.4

**Inter-Agency Services (1682)**  
**Department of Revenue**

**Component:** Long Term Care Ombudsman Office (2749)

				FY2021 Actuals	FY2022 Management Plan	FY2023 Governor
<b>Component Totals</b>				<b>51.8</b>	<b>72.6</b>	<b>71.6</b>
With Department of Administration				28.0	28.6	27.6
With Department of Revenue				23.8	44.0	44.0
<b>Object Class</b>	<b>Servicing Agency</b>	<b>Explanation</b>		FY2021 Actuals	FY2022 Management Plan	FY2023 Governor
3017	Inter-Agency Information Technology Non-Telecommunications	Admin - Department-wide	Office of Information Technology (OIT) core services	20.4	21.0	20.0
3018	Inter-Agency Information Technology Telecommunications	Admin - Department-wide	Office of Information Technology (OIT) telecommunications services	2.6	2.6	2.6
3021	Inter-Agency Mail	Admin - Department-wide	Central mailroom services including pickup and delivery of mail, postage, and mailing of state warrants	0.7	0.7	0.7
3022	Inter-Agency Human Resources	Admin - Department-wide	Human resource and payroll services provided by the Division of Personnel	3.4	3.4	3.4
3026	Inter-Agency Insurance	Admin - Department-wide	Risk Management	0.2	0.2	0.2
3027	Inter-Agency Financial	Admin - Department-wide	Division of Finance chargeback for IRIS FIN, HRM, and ALDER	0.6	0.6	0.6
3028	Inter-Agency Americans with Disabilities Act Compliance	Admin - Department-wide	ADA compliance	0.1	0.1	0.1
3038	Inter-Agency Management/Consulting	Rev - Administrative Services (125)	Support services provided by the Administrative Services Division, including IT, fiscal, budget, contract management, procurement, and legislative support	23.8	24.0	24.0
3038	Inter-Agency Management/Consulting	Rev - Mental Health Trust Operations (1423)	Administrative services provided by the Mental Health Trust Authority staff including fiscal, budget, contract management, procurement, and legislative support	0.0	20.0	20.0



**Personal Services Expenditure Detail**  
**Department of Revenue**

**Scenario:** FY2023 Governor (18673)  
**Component:** Long Term Care Ombudsman Office (2749)  
**RDU:** Alaska Mental Health Trust Authority (47)

PCN	Job Class Title	Time Status	Retire Code	Barg Unit	Location	Salary Sched	Range / Step	Comp Months	Split / Count	Annual Salaries	COLA	Premium Pay	Annual Benefits	Total Costs	UGF Amount
02-1504	Long-Term Care Ombudsman	FT	A	SS	Anchorage	200	23C / D	12.0		99,599	1,363	0	57,123	158,085	101,965
02-1528	Deputy Long Term Care Ombudsma	FT	A	XE	Anchorage	N00	21F / J	12.0		89,107	0	0	53,109	142,216	91,729
02-1544	Long Term Care Specialist	FT	A	XE	Anchorage	N00	16E / F	12.0		61,998	0	0	43,108	105,106	65,166
04-9408	Asst Long Term Care Ombudsman	FT	A	XE	Anchorage	N00	18D / E	12.0		68,487	0	0	45,502	113,989	70,673
04-X030	Asst Long Term Care Ombudsman	FT	A	XE	Anchorage	N00	18J	12.0		73,593	0	0	47,386	120,979	75,007
04-X044	Asst Long Term Care Ombudsman	FT	A	XE	Anchorage	N00	18M / N	12.0		82,080	0	0	50,517	132,597	82,210

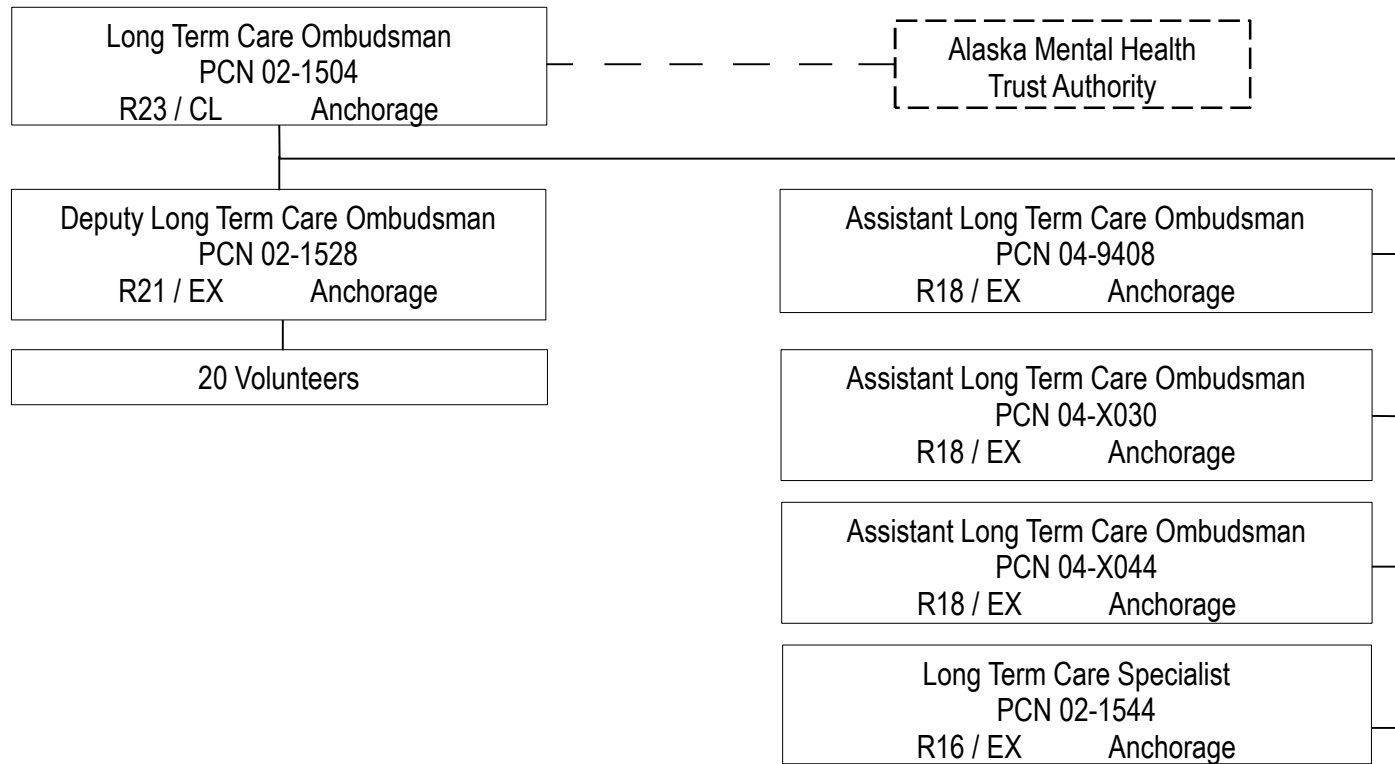
	Total Positions	New	Deleted	Total Salary Costs:	474,864
<b>Full Time Positions:</b>	6	0	0	<b>Total COLA:</b>	1,363
<b>Part Time Positions:</b>	0	0	0	<b>Total Premium Pay:</b>	0
<b>Non Permanent Positions:</b>	0	0	0	<b>Total Benefits:</b>	296,745
<b>Positions in Component:</b>	6	0	0	<b>Total Pre-Vacancy:</b>	772,972
				<b>Minus Vacancy Adjustment of 2.88%:</b>	(22,268)
				<b>Total Post-Vacancy:</b>	750,704
				<b>Plus Lump Sum Premium Pay:</b>	1,296
				<b>Personal Services Line 100:</b>	752,000

PCN Funding Sources:	Pre-Vacancy	Post-Vacancy	Percent
1007 Interagency Receipts	286,222	277,976	37.03%
1037 General Fund / Mental Health	486,750	472,728	62.97%
<b>Total PCN Funding:</b>	<b>772,972</b>	<b>750,704</b>	<b>100.00%</b>

Lump Sum Funding Sources:	Amount	Percent
1037 Interagency Receipts	663	51.00%
1037 General Fund / Mental Health	633	49.00%
<b>Total Lump Sum Funding:</b>	<b>1,296</b>	<b>100.00%</b>

Note: If a position is split, an asterisk (\*) will appear in the Split/Count column. If the split position is also counted in the component, two asterisks (\*\*) will appear in this column. [No valid job title] appearing in the Job Class Title indicates that the PCN has an invalid class code or invalid range for the class code effective date of this scenario.

Department of Revenue  
 Mental Health Trust Authority/Long Term Care Ombudsman Office  
 FY2023 Governor's Budget  
 6 PFT



**State of Alaska**  
**FY2023 Governor's Operating Budget**

**Department of Revenue**  
**AMBBA Operations**  
**RDU/Component Budget Summary**

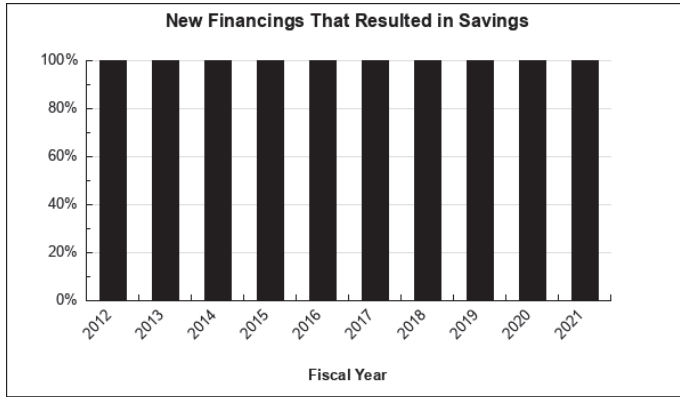
**RDU/Component: AMBBA Operations**

**Contribution to Department's Mission**

The mission of the Alaska Municipal Bond Bank is to provide municipalities, joint insurance associations, regional health organizations, the University, and Joint Action Agencies with financing options for capital projects.

**Results**

(Additional performance information is available on the web at <https://omb.alaska.gov/results>.)



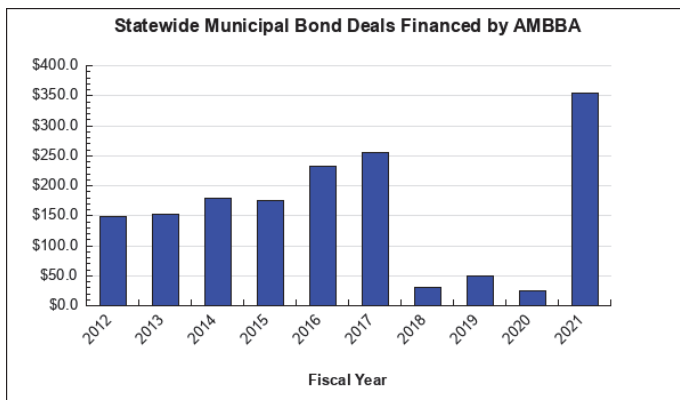
**Core Services**

- Provide expertise and the lowest cost financing for Alaska's authorized borrowers that either diminish administrative burden of borrower, diminish the cost of borrowing, or both.

**Measures by Core Service**

(Additional performance information is available on the web at <https://omb.alaska.gov/results>.)

- 1. Provide expertise and the lowest cost financing for Alaska's authorized borrowers that either diminish administrative burden of borrower, diminish the cost of borrowing, or both.**



**Major Component Accomplishments in 2021**

- \$51.7 million in estimated savings to Alaskans through lowered borrowing cost and by design.
- Issued a record of approximately \$329.1 million in bonds generating \$353.5 million to fund and refinance Alaskan projects.

- Entered into 57 loan agreements, with approximately \$30 million in new projects, approximately \$288.1 million to refinance current borrower loan for savings, and approximately \$35.4 million to refinance loans not originally issued through the Bond Bank for savings.

### Key Component Challenges

- Managing the cost of maintaining required reserve funds. Reserve funds are funded through the use of borrowed funds, equity contributions, and surety policies. Earnings rates on funds in the reserve are used to pay debt service on outstanding borrowed funds, which can lead to draws on equity in low earnings environments.
- The Bond Bank's credit ratings. As of September 30, 2021, the Bond Bank retains ratings of A+/A/A1 from S&P Global Ratings (S&P), Fitch Ratings (Fitch), and Moody's Investors Service, Inc. (Moody's), respectively. The outlook on S&P and Moody's ratings is stable, and the outlook on the Fitch ratings is negative. The Bond Bank receives certain credit support from the State of Alaska, with ratings linked to the State's General Obligation debt rating. On April 22, 2021, Moody's revised the State of Alaska's outlook to stable from negative. At the same time, Moody's revised the Bond Bank's outlook to stable from negative. On May 4, 2021, S&P revised the State of Alaska's outlook to stable from negative. At the same time, S&P revised the Bond Bank's outlook to stable from negative. The Bond Bank currently actively uses S&P and Moody's for bond issue ratings, Fitch maintains a rating on the program based on historical use of their services.
- Limited authority to lend to Regional Health Organizations has resulted in financings being conducted outside the program. In certain instances, the current statutory administrative limitations result in more administrative cost than the benefit of use of the Bond Bank program provides.

### Significant Changes in Results to be Delivered in FY2023

- Potential passage of House Bill 127 will provide statutory changes to allow expansion of the type of project, the financing participation levels, and total lending authority for Regional Health Organizations and the University of Alaska through the Bond Bank. HB127 passed out of the House and is currently in Senate Finance.

### Statutory and Regulatory Authority

AS 44.85      Alaska Municipal Bond Bank Authority

Contact Information
<p><b>Contact:</b> Deven Mitchell, Executive Director <b>Phone:</b> (907) 465-3409 <b>E-mail:</b> <a href="mailto:deven.mitchell@alaska.gov">deven.mitchell@alaska.gov</a></p>

AMBBA Operations Personal Services Information				
Authorized Positions			Personal Services Costs	
	<u>FY2022</u> <u>Management</u> <u>Plan</u>	<u>FY2023</u> <u>Governor</u>		
Full-time	1	1	Annual Salaries	150,651
Part-time	0	0	Premium Pay	0
Nonpermanent	0	0	Annual Benefits	75,084
			<i>Less 0.00% Vacancy Factor</i>	(0)
			Lump Sum Premium Pay	0
<b>Totals</b>	<b>1</b>	<b>1</b>	<b>Total Personal Services</b>	<b>225,735</b>

Position Classification Summary					
Job Class Title	Anchorage	Fairbanks	Juneau	Others	Total
State Investment Officer	0	0	1	0	1
<b>Totals</b>	<b>0</b>	<b>0</b>	<b>1</b>	<b>0</b>	<b>1</b>

**Component Detail All Funds**  
**Department of Revenue**

**Component:** AMBBA Operations (108)

Non-Formula Component

**RDU:** Alaska Municipal Bond Bank Authority (44)

	FY2021 Actuals	FY2022 Conference Committee	FY2022 Authorized	FY2022 Management Plan	FY2023 Governor	FY2022 Management Plan vs FY2023 Governor	
71000 Personal Services	214.8	215.0	215.0	224.2	225.7	1.5	0.7%
72000 Travel	0.0	14.5	14.5	14.5	14.5	0.0	0.0%
73000 Services	286.8	788.2	788.2	779.0	770.3	-8.7	-1.1%
74000 Commodities	0.0	3.8	3.8	3.8	3.8	0.0	0.0%
75000 Capital Outlay	0.0	0.0	0.0	0.0	0.0	0.0	0.0%
77000 Grants, Benefits	0.0	0.0	0.0	0.0	0.0	0.0	0.0%
78000 Miscellaneous	0.0	0.0	0.0	0.0	0.0	0.0	0.0%
<b>Totals</b>	<b>501.6</b>	<b>1,021.5</b>	<b>1,021.5</b>	<b>1,021.5</b>	<b>1,014.3</b>	<b>-7.2</b>	<b>-0.7%</b>
<b>Fund Sources:</b>							
1104 MBB Rcpts (Other)	501.6	916.5	916.5	916.5	909.3	-7.2	-0.8%
1108 Stat Desig (Other)	0.0	105.0	105.0	105.0	105.0	0.0	0.0%
<b>Unrestricted General (UGF)</b>	<b>0.0</b>	<b>0.0</b>	<b>0.0</b>	<b>0.0</b>	<b>0.0</b>	<b>0.0</b>	<b>0.0%</b>
<b>Designated General (DGF)</b>	<b>0.0</b>	<b>0.0</b>	<b>0.0</b>	<b>0.0</b>	<b>0.0</b>	<b>0.0</b>	<b>0.0%</b>
<b>Other Funds</b>	<b>501.6</b>	<b>1,021.5</b>	<b>1,021.5</b>	<b>1,021.5</b>	<b>1,014.3</b>	<b>-7.2</b>	<b>-0.7%</b>
<b>Federal Funds</b>	<b>0.0</b>	<b>0.0</b>	<b>0.0</b>	<b>0.0</b>	<b>0.0</b>	<b>0.0</b>	<b>0.0%</b>
<b>Positions:</b>							
Permanent Full Time	1	1	1	1	1	0	0.0%
Permanent Part Time	0	0	0	0	0	0	0.0%
Non Permanent	0	0	0	0	0	0	0.0%

**Change Record Detail - Multiple Scenarios with Descriptions**  
**Department of Revenue**

**Component:** AMBBA Operations (108)  
**RDU:** Alaska Municipal Bond Bank Authority (44)

Scenario/Change Record Title	Trans Type	Totals	Personal Services	Travel	Services	Commodities	Capital Outlay	Grants, Benefits	Miscellaneous	Positions		NP
										PFT	PPT	
<b>***** Changes From FY2022 Conference Committee To FY2022 Authorized *****</b>												
<b>FY2022 Conference Committee</b>												
	ConfCom	1,021.5	215.0	14.5	788.2	3.8	0.0	0.0	0.0	1	0	0
1104 MBB Rcpts		916.5										
1108 Stat Desig		105.0										
<b>Subtotal</b>		<b>1,021.5</b>	<b>215.0</b>	<b>14.5</b>	<b>788.2</b>	<b>3.8</b>	<b>0.0</b>	<b>0.0</b>	<b>0.0</b>	<b>1</b>	<b>0</b>	<b>0</b>
<b>***** Changes From FY2022 Authorized To FY2022 Management Plan *****</b>												
<b>Align Authority with Anticipated Expenditures</b>												
	LIT	0.0	9.2	0.0	-9.2	0.0	0.0	0.0	0.0	0	0	0
Transfer authority from services to personal services for anticipated expenditures. The remaining services authority is sufficient to cover anticipated expenditures.												
<b>Subtotal</b>		<b>1,021.5</b>	<b>224.2</b>	<b>14.5</b>	<b>779.0</b>	<b>3.8</b>	<b>0.0</b>	<b>0.0</b>	<b>0.0</b>	<b>1</b>	<b>0</b>	<b>0</b>
<b>***** Changes From FY2022 Management Plan To FY2023 Governor *****</b>												
<b>FY2023 PERS Actuarial Rate Adjustment to 24.79% Ch9 SLA2021 (SB55)</b>												
	SalAdj	-7.8	-7.8	0.0	0.0	0.0	0.0	0.0	0.0	0	0	0
1104 MBB Rcpts		-7.8										
Includes: FY2023 Adjustment for PERS ARM Board Approved Rate of 24.79% (from 30.11%): \$-7.8												
<b>FY2023 Executive Health Insurance, SBS, and Risk Management Rate Changes</b>												
	SalAdj	0.7	0.7	0.0	0.0	0.0	0.0	0.0	0.0	0	0	0
1104 MBB Rcpts		0.7										
FY2023 Change Partially Exempt & Exempt Executive (EE) - Health Insurance from \$1,555 to \$1,685; SBS and Risk Management Rates: \$0.7												
<b>FY2023 General Government Unit SBS and Risk Management Rate Changes</b>												
	SalAdj	-0.1	-0.1	0.0	0.0	0.0	0.0	0.0	0.0	0	0	0
1104 MBB Rcpts		-0.1										
FY2023 Change General Government Unit (GG, GP, GY, GZ) - SBS, and Risk Management Rates: \$-0.1												
<b>Align Authority with Anticipated Expenditures</b>												
	LIT	0.0	8.7	0.0	-8.7	0.0	0.0	0.0	0.0	0	0	0
Transfer authority from services to personal services for anticipated expenditures. The remaining services authority is sufficient to cover anticipated expenditures.												



**Change Record Detail - Multiple Scenarios with Descriptions**  
**Department of Revenue**

**Component:** AMBBA Operations (108)

**RDU:** Alaska Municipal Bond Bank Authority (44)

Scenario/Change Record Title	Trans Type	Totals	Personal Services	Travel	Services	Commodities	Capital Outlay	Grants, Benefits	Miscellaneous	Positions		
										PFT	PPT	NP
	Totals	1,014.3	225.7	14.5	770.3	3.8	0.0	0.0	0.0	1	0	0

**Line Item Detail (1676)**  
**Department of Revenue**  
**Travel**

**Component:** AMBBA Operations (108)

<b>Line Number</b>	<b>Line Name</b>		<b>FY2021 Actuals</b>	<b>FY2022 Management Plan</b>	<b>FY2023 Governor</b>
2000	Travel		0.0	14.5	14.5
<b>Object Class</b>	<b>Servicing Agency</b>	<b>Explanation</b>	<b>FY2021 Actuals</b>	<b>FY2022 Management Plan</b>	<b>FY2023 Governor</b>
<b>2000 Travel Detail Totals</b>			<b>0.0</b>	<b>14.5</b>	<b>14.5</b>
2000	In-State Employee Travel	Airfare, lodging, surface transportation, reimbursable travel costs, meals and incidentals	0.0	14.5	14.5

**Line Item Detail (1676)**  
**Department of Revenue**  
**Services**

**Component:** AMBBA Operations (108)

<b>Line Number</b>	<b>Line Name</b>		<b>FY2021 Actuals</b>	<b>FY2022 Management Plan</b>	<b>FY2023 Governor</b>
3000	Services		286.8	779.0	770.3
<b>Object Class</b>	<b>Servicing Agency</b>	<b>Explanation</b>	<b>FY2021 Actuals</b>	<b>FY2022 Management Plan</b>	<b>FY2023 Governor</b>
<b>3000 Services Detail Totals</b>			<b>286.8</b>	<b>779.0</b>	<b>770.3</b>
3000	Education Services	Training, educational conferences, agency memberships, tuition, books and fees for work-related courses	0.0	10.0	10.0
3001	Financial Services	Accounting, auditing, and management/consulting services	149.0	532.0	523.3
3003	Information Technology	IT training, consulting, software licensing, software maintenance, and IT equipment leases	0.0	1.0	1.0
3004	Telecommunications	Local, long distance, cellular, television, data/network telecommunications equipment charges	0.8	8.2	8.2
3006	Delivery Services	Freight, courier services, and postage	0.0	0.8	0.8
3007	Advertising and Promotions	Legal notices for regulations and public hearings	0.0	4.8	4.8
3010	Equipment/Machinery	Office furniture and equipment repairs, maintenance, rentals and leases	0.1	0.5	0.5
3011	Other Services	Professional management and consulting services; printing and copying services	0.0	2.0	2.0
3017	Inter-Agency Information Technology Non-Telecommunications	Admin - Department-wide Office of Information Technology (OIT) core services	3.4	4.0	4.0
3018	Inter-Agency Information Technology Telecommunications	Admin - Department-wide Office of Information Technology (OIT) telecommunications services	0.4	1.0	1.0

**Line Item Detail (1676)**  
**Department of Revenue**  
**Services**

**Component:** AMBBA Operations (108)

Object Class		Servicing Agency	Explanation	FY2021 Actuals	FY2022 Management Plan	FY2023 Governor
<b>3000 Services Detail Totals</b>				<b>286.8</b>	<b>779.0</b>	<b>770.3</b>
3021	Inter-Agency Mail	Admin - Department-wide	Central mailroom services including pickup and delivery of mail, postage, and mailing of state warrants	0.7	0.7	0.7
3022	Inter-Agency Human Resources	Admin - Department-wide	Human resource and payroll services provided by the Division of Personnel	0.6	0.6	0.6
3023	Inter-Agency Building Leases	Trans - Department-wide	Cost of space in state-owned facilities and private leases	4.7	4.7	4.7
3024	Inter-Agency Legal	Law - Department-wide	Legal services provided by the Department of Law	122.5	200.0	200.0
3026	Inter-Agency Insurance	Admin - Department-wide	Risk Management	0.1	0.5	0.5
3027	Inter-Agency Financial	Admin - Department-wide	Division of Finance chargeback for IRIS FIN, HRM, and ALDER	0.4	1.0	1.0
3028	Inter-Agency Americans with Disabilities Act Compliance	Admin - Department-wide	ADA compliance	0.1	0.5	0.5
3038	Inter-Agency Management/Consulting	Rev - Administrative Services (125)	Support services provided by the Administrative Services Division, including IT, fiscal, budget, contract management, procurement, and legislative support	4.0	6.0	6.0
3038	Inter-Agency Management/Consulting	Rev - Commissioner's Office (123)	Support services provided by the Commissioner's Office	0.0	0.7	0.7

**Line Item Detail (1676)**  
**Department of Revenue**  
**Commodities**

**Component:** AMBBA Operations (108)

<b>Line Number</b>	<b>Line Name</b>		<b>FY2021 Actuals</b>	<b>FY2022 Management Plan</b>	<b>FY2023 Governor</b>
4000	Commodities		0.0	3.8	3.8
<b>Object Class</b>	<b>Servicing Agency</b>	<b>Explanation</b>	<b>FY2021 Actuals</b>	<b>FY2022 Management Plan</b>	<b>FY2023 Governor</b>
<b>4000 Commodities Detail Totals</b>			<b>0.0</b>	<b>3.8</b>	<b>3.8</b>
4000	Business	Business supplies including book and educational equipment and furniture; office supplies; desktop computers, printers and IT equipment less than \$5,000 per item; and subscriptions including electronic access to information	0.0	3.8	3.8

**Revenue Detail (1681)**  
**Department of Revenue**

**Component:** AMBBA Operations (108)

Revenue Type (OMB Fund Code) Revenue Source	Component	Comment	FY2021 Actuals	FY2022 Management Plan	FY2023 Governor
<b>5104 MBB Rcpts (1104 MBB Rcpts)</b>			<b>501.6</b>	<b>916.5</b>	<b>909.3</b>
5419 Alaska Municipal Bond Bank Receipts		Municipal bond bank receipts	501.6	916.5	909.3
<b>5108 Stat Desig (1108 Stat Desig)</b>			<b>0.0</b>	<b>105.0</b>	<b>105.0</b>
5205 Statutory Dsgntd Prgrm Rcpts Development - Charges for Svcs		Regional health organization bond proceeds	0.0	105.0	105.0

**Inter-Agency Services (1682)**  
**Department of Revenue**

**Component:** AMBBA Operations (108)

				FY2021 Actuals	FY2022 Management Plan	FY2023 Governor
<b>Component Totals</b>				<b>136.9</b>	<b>219.7</b>	<b>219.7</b>
With Department of Administration				5.7	8.3	8.3
With Department of Transportation/Public Facilities				4.7	4.7	4.7
With Department of Law				122.5	200.0	200.0
With Department of Revenue				4.0	6.7	6.7
<b>Object Class</b>	<b>Servicing Agency</b>	<b>Explanation</b>	<b>FY2021 Actuals</b>	<b>FY2022 Management Plan</b>	<b>FY2023 Governor</b>	
3017	Inter-Agency Information Technology Non-Telecommunications	Admin - Department-wide Office of Information Technology (OIT) core services	3.4	4.0	4.0	
3018	Inter-Agency Information Technology Telecommunications	Admin - Department-wide Office of Information Technology (OIT) telecommunications services	0.4	1.0	1.0	
3021	Inter-Agency Mail	Admin - Department-wide Central mailroom services including pickup and delivery of mail, postage, and mailing of state warrants	0.7	0.7	0.7	
3022	Inter-Agency Human Resources	Admin - Department-wide Human resource and payroll services provided by the Division of Personnel	0.6	0.6	0.6	
3023	Inter-Agency Building Leases	Trans - Department-wide Cost of space in state-owned facilities and private leases	4.7	4.7	4.7	
3024	Inter-Agency Legal	Law - Department-wide Legal services provided by the Department of Law	122.5	200.0	200.0	
3026	Inter-Agency Insurance	Admin - Department-wide Risk Management	0.1	0.5	0.5	
3027	Inter-Agency Financial	Admin - Department-wide Division of Finance chargeback for IRIS FIN, HRM, and ALDER	0.4	1.0	1.0	
3028	Inter-Agency Americans with Disabilities Act Compliance	Admin - Department-wide ADA compliance	0.1	0.5	0.5	
3038	Inter-Agency Management/Consulting	Rev - Administrative Services (125) Support services provided by the Administrative Services Division, including IT, fiscal, budget, contract management, procurement, and legislative support	4.0	6.0	6.0	
3038	Inter-Agency	Rev - Commissioner's Office (123) Support services provided by the	0.0	0.7	0.7	

**Inter-Agency Services (1682)**  
**Department of Revenue**

**Component:** AMBBA Operations (108)

<b>Object Class</b>	<b>Servicing Agency</b>	<b>Explanation</b>	<b>FY2021 Actuals</b>	<b>FY2022 Management Plan</b>	<b>FY2023 Governor</b>
Management/Consulting		Commissioner's Office			



**Personal Services Expenditure Detail**  
**Department of Revenue**

**Scenario:** FY2023 Governor (18673)  
**Component:** AMBBA Operations (108)  
**RDU:** Alaska Municipal Bond Bank Authority (44)

PCN	Job Class Title	Time Status	Retire Code	Barg Unit	Location	Salary Sched	Range / Step	Comp Months	Split / Count	Annual Salaries	COLA	Premium Pay	Annual Benefits	Total Costs	UGF Amount
04-5022	Operations Research Analyst	FT	A	GP	Juneau	205	21K / L	6.0	*	52,601	0	0	28,795	81,396	0
04-5025	State Investment Officer	FT	A	XE	Juneau	99	22	6.0	**	98,050	0	0	46,289	144,339	0
													<b>Total Salary Costs:</b>	150,651	
													<b>Total COLA:</b>	0	
													<b>Total Premium Pay:</b>	0	
													<b>Total Benefits:</b>	75,084	
													<b>Total Pre-Vacancy:</b>	225,735	
													<b>Minus Vacancy Adjustment of 0.00%:</b>	(0)	
													<b>Total Post-Vacancy:</b>	225,735	
													<b>Plus Lump Sum Premium Pay:</b>	0	
													<b>Personal Services Line 100:</b>	225,735	
<b>Total Component Months:</b>		12.0													

<b>PCN Funding Sources:</b>	<b>Pre-Vacancy</b>	<b>Post-Vacancy</b>	<b>Percent</b>
1104 Alaska Municipal Bond Bank Receipts	225,735	225,735	100.00%
<b>Total PCN Funding:</b>	<b>225,735</b>	<b>225,735</b>	<b>100.00%</b>

Note: If a position is split, an asterisk (\*) will appear in the Split/Count column. If the split position is also counted in the component, two asterisks (\*\*) will appear in this column. [No valid job title] appearing in the Job Class Title indicates that the PCN has an invalid class code or invalid range for the class code effective date of this scenario.

**Department of Revenue**  
**AMBBA Operations (108)**  
RDU: Alaska Municipal Bond Bank Authority (44)  
FY2023 Governor's Budget  
Position Totals: 1 PFT

**State Investment Officer**  
04-5025  
R22 / EX                  Juneau

*Split PCN counted in the  
Treasury Division*

**Operations Research  
Analyst**  
04-5022  
R21 / CL                  Juneau

**State of Alaska  
FY2023 Governor's Operating Budget**

**Department of Revenue  
Alaska Housing Finance Corporation  
Results Delivery Unit Budget Summary**

**Alaska Housing Finance Corporation Results Delivery Unit**

**Contribution to Department's Mission**

Please see component narrative.

**Major RDU Accomplishments in 2021**

Please see component narrative.

**Key RDU Challenges**

Please see component narrative.

**Significant Changes in Results to be Delivered in FY2023**

Please see component narratives.

**Contact Information**

**Contact:** James Wiedle, Budget Director

**Phone:** (907) 330-8356

**E-mail:** [jwiedle@ahfc.us](mailto:jwiedle@ahfc.us)

**Alaska Housing Finance Corporation  
RDU Financial Summary by Component**

*All dollars shown in thousands*

	FY2021 Actuals				FY2022 Management Plan				FY2023 Governor			
	UGF+DGF Funds	Other Funds	Federal Funds	Total Funds	UGF+DGF Funds	Other Funds	Federal Funds	Total Funds	UGF+DGF Funds	Other Funds	Federal Funds	Total Funds
<b>Formula Expenditures</b> None.												
<b>Non-Formula Expenditures</b>												
AHFC Operations	0.0	35,063.1	117,720.8	152,783.9	0.0	136,192.3	353,159.5	489,351.8	0.0	38,880.9	64,156.7	103,037.6
AK Corp for Affordable Housing	0.0	156.5	217.9	374.4	0.0	180.7	312.1	492.8	0.0	172.1	306.9	479.0
<b>Totals</b>	<b>0.0</b>	<b>35,219.6</b>	<b>117,938.7</b>	<b>153,158.3</b>	<b>0.0</b>	<b>136,373.0</b>	<b>353,471.6</b>	<b>489,844.6</b>	<b>0.0</b>	<b>39,053.0</b>	<b>64,463.6</b>	<b>103,516.6</b>

**Alaska Housing Finance Corporation**  
**Summary of RDU Budget Changes by Component**  
**From FY2022 Management Plan to FY2023 Governor**

*All dollars shown in thousands*

	<u>Unrestricted Gen (UGF)</u>	<u>Designated Gen (DGF)</u>	<u>Other Funds</u>	<u>Federal Funds</u>	<u>Total Funds</u>
<b>FY2022 Management Plan</b>	<b>0.0</b>	<b>0.0</b>	<b>136,373.0</b>	<b>353,471.6</b>	<b>489,844.6</b>
<b>One-time items:</b>					
-AHFC Operations	0.0	0.0	-96,370.0	-291,568.1	-387,938.1
<b>Adjustments which continue current level of service:</b>					
-AHFC Operations	0.0	0.0	353.9	-9.5	344.4
-AK Corp for Affordable Housing	0.0	0.0	-0.1	-0.1	-0.2
<b>Proposed budget increases:</b>					
-AHFC Operations	0.0	0.0	0.0	3,200.0	3,200.0
<b>Proposed budget decreases:</b>					
-AHFC Operations	0.0	0.0	-1,295.3	-625.2	-1,920.5
-AK Corp for Affordable Housing	0.0	0.0	-8.5	-5.1	-13.6
<b>FY2023 Governor</b>	<b>0.0</b>	<b>0.0</b>	<b>39,053.0</b>	<b>64,463.6</b>	<b>103,516.6</b>

# **State of Alaska FY2023 Governor's Operating Budget**

## **Department of Revenue AHFC Operations Component Budget Summary**

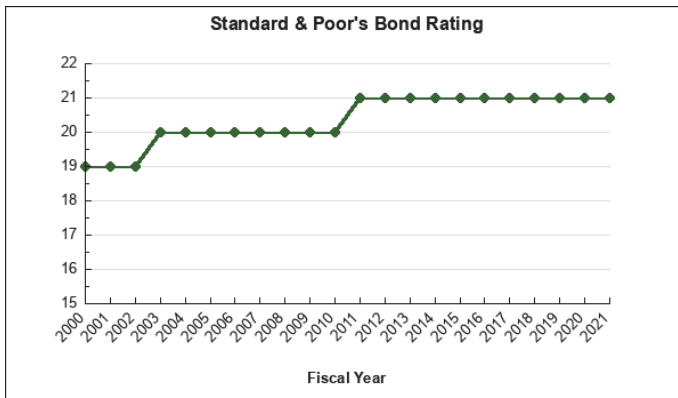
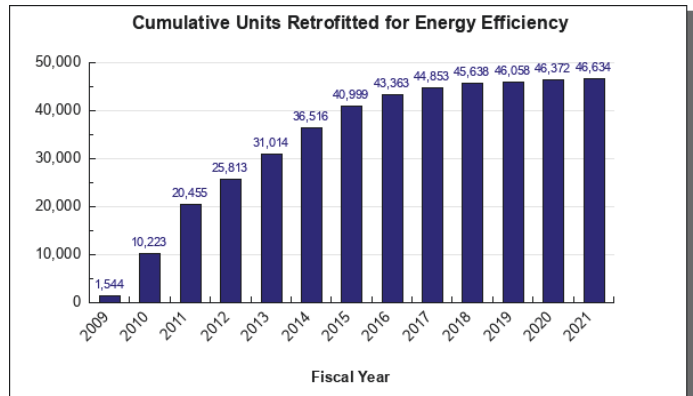
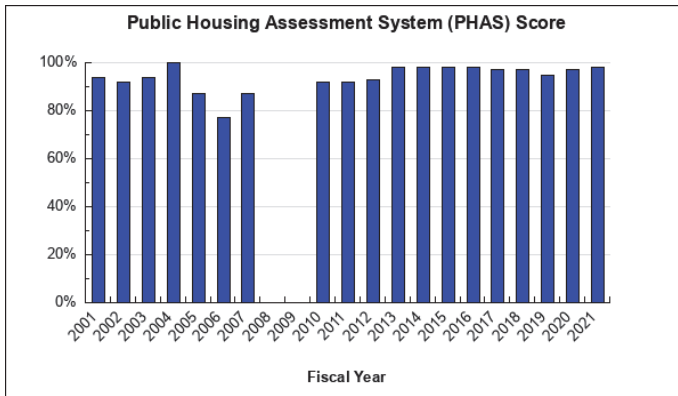
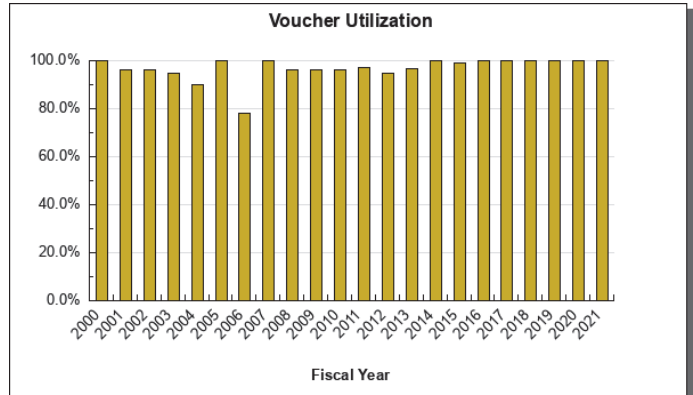
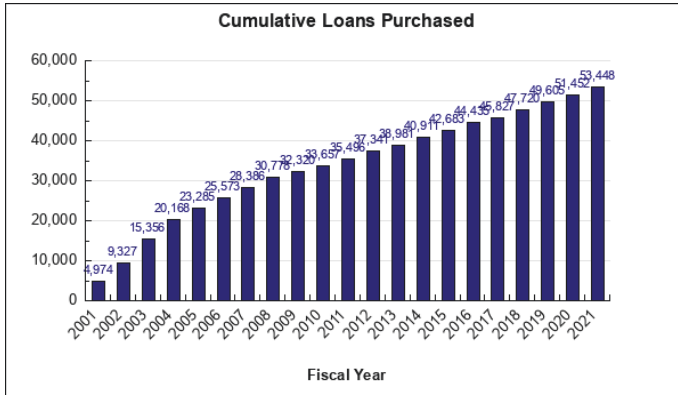
**Component: AHFC Operations**

**Contribution to Department's Mission**

The mission of the Alaska Housing Finance Corporation is to provide Alaskans access to safe, quality, affordable housing.

**Results**

(Additional performance information is available on the web at <https://omb.alaska.gov/results>.)



**Core Services**

- Provide programs and service that are responsive to the diverse housing needs statewide
- Increase and sustain homeownership

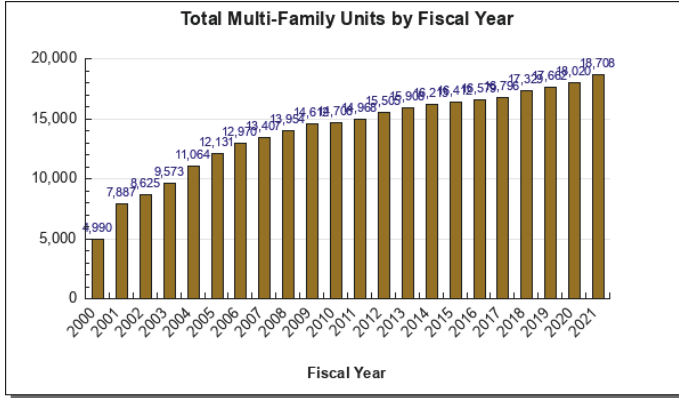


- Increase special-needs housing
- Manage finances to maximize Alaska Housing Finance Corporation's (AHFC) profits

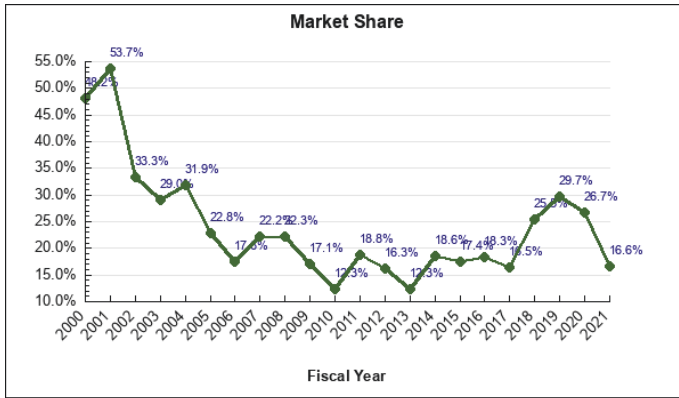
**Measures by Core Service**

(Additional performance information is available on the web at <https://omb.alaska.gov/results>.)

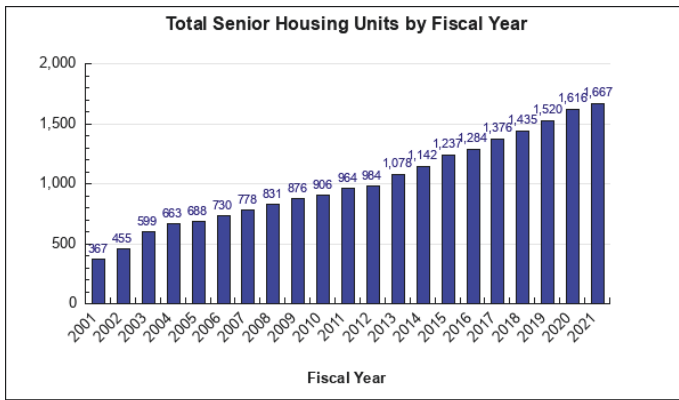
**1. Provide programs and service that are responsive to the diverse housing needs statewide**



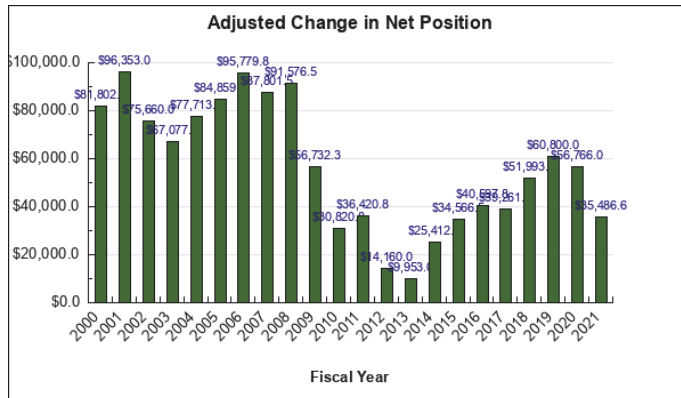
**2. Increase and sustain homeownership**



**3. Increase special-needs housing**



#### 4. Manage finances to maximize Alaska Housing Finance Corporation's (AHFC) profits



#### Major Component Accomplishments in 2021

AHFC celebrated its 50<sup>th</sup> anniversary in 2021 and its mission was called into greater focus in FY2020 due to the COVID-19 pandemic. AHFC is focused on housing market recovery as the pandemic affects the Alaska economy. Thanks to substantial federal funding, AHFC has expanded its programs for households in jeopardy of eviction or homelessness caused by the cumulative negative economic impact of the virus.

Throughout FY2021, AHFC continued the following activities to mitigate the impact of **COVID-19**:

- 1) Forbearance for AHFC mortgage holders;
- 2) Allowing customers to submit documents such as public housing applications through mail;
- 3) Implementing the *Safety Net* housing assistance program to provide rental assistance to families living in public housing or with a housing voucher experiencing a negative economic impact due to **COVID-19**;
- 4) Suspending all late rent fees for public housing residents;

AHFC implemented the following programs in FY2021 to assist in recovery from **COVID-19**:

- 1) Approximately \$2.5 million in federal funding from the US Department of Housing and Urban Development for 200 Housing Choice Vouchers to assist households, who are homeless, at risk of becoming homeless, and fleeing or attempting to flee domestic violence or human trafficking;
- 2) The *Alaska Housing Rent Relief Assistance Program*, funded with over \$164 million in federal U.S. Treasury funding for rental and utility assistance to eligible Alaskans;
- 3) The *Enhanced Housing Rent Relief Assistance Program* - AHFC received over \$41 million in interagency federal funding from various communities and tribes to provide rent and utility relief in their specific communities.

Outcomes achieved in FY2021 include:

- ✓ Receipt of over \$200 million dollars in federal funding to assist renters and homeowners impacted by the **COVID-19** pandemic;
- ✓ Rent and utility assistance to close to 21,000 households in Alaska through federal COVID-19 funding;
- ✓ Built [www.AlaskaHousingRelief.org](http://www.AlaskaHousingRelief.org) to provide timely and credible information about COVID-19 resources to Alaska renters, homeowners, and landlords;
- ✓ Deployed E-commerce options for the purpose of reducing overall paper consumption in the organization;
- ✓ Implemented the Public Housing Rent Café portal for online rental-assistance applications;

- ✓ Housed an average of 10,000 Alaskans per night between AHFC's Public Housing and Voucher Programs;
- ✓ Purchased 1,996 Alaskan residential loan purchases (1-4 units) valued at \$555 million;
- ✓ Facilitated closing of 47 Closing Cost Assistance Program (CCAP) loans for a total of \$11.8 million;
- ✓ Purchased 99 loans with a renovation option for a total volume of \$29.6 million;
- ✓ AHFC's HomeChoice webinars taught 586 participants in 71 communities;
- ✓ Assisted over 12,500 Alaskans who are homeless or at risk of homelessness through \$6 million in AHFC Homeless Assistance Program grants to 35 agencies;
- ✓ Improved energy-efficiency of over 262 homes through Weatherization;
- ✓ Provided funding through the Supplemental Development Grant program to assist in rehabilitation or construction of 197 housing units;
- ✓ Paid a dividend to the State of Alaska in excess of \$40 million;
- ✓ Maintained education and outreach on the importance of energy efficiency and quality building practices in Alaska through the delivery of AK Energy Smart curriculum to over 798 students throughout Alaska.

## **Key Component Challenges**

### **Affordable Housing:**

According to the National Low Income Housing Coalition (2021), more than 76% of Alaska's very-low income households (incomes below 30% of median income) pay more than 30% of their household income for housing costs and utilities. The cost of development and downward pressure on rents continues to exacerbate the difference between what tenants can pay and what is necessary for economic viability. This disparity is worse for projects over 25 units.

**COVID-19** also continues to affect affordable housing. According to the State of Alaska Department of Labor and Workforce Development, Alaska experienced a net loss of slightly over 30,000 jobs from June 2020 to June 2021. These job losses have negatively affected household income. Congress expected a wave of evictions and Americans who would enter homelessness. At year-end 2020, they provided Alaska with \$200 million to respond.

### **Senior Housing:**

Housing needs for senior Alaskans continue to grow. The senior population is increasing faster than the supply of appropriate, affordable housing. Many of the same challenges that exist in the broader market of affordable housing exist in this sub-market. The **COVID-19** pandemic continues to challenge senior housing. Seniors are more vulnerable to the physical and psychology effects of **COVID-19** and housing operators must take health and safety steps to mitigate infection risks in their facilities. These additional health protection requirements are certain to increase the long-term operating cost of senior housing.

### **Rural Housing and Rural Rental Housing Development:**

In rural Alaska, demand for housing is high and so is the cost of development. Housing is scarce, likely to have a greater number of occupants, poorer air quality, and substandard ventilation compared to housing on the road system. Such factors also place these households at greater risk of COVID-19 exposure. The overall demand for rental assistance, weatherization, and new construction housing units in rural Alaska far exceeds federal funds available to address these issues.

### **AHFC Operational Challenges**

- ✓ Housing a growing number of precariously-household Alaskan families in need of rental assistance;

- ✓ Keeping staff and residents safe, while maintaining public housing lease ups and voucher utilization, during the COVID-19 pandemic;
- ✓ Increasing loan production and AHFC mortgage portfolio through marketing and outreach;
- ✓ Improving investment income to counter prepayment activities and low short term interest rate;
- ✓ Enhancing operational efficiency through software conversions and effective use of technology while protecting the integrity of IT systems from cyber risk;
- ✓ Implementing attractive recruitment, hiring, and benefit options in a changing, competitive work environment;
- ✓ Advancing internal/external communication on AHFC’s role in the housing market given changing state/federal policies and programs;
- ✓ Ensuring Public Housing Jumpstart resources, partnerships and service providers support and meet the needs of families as they move toward economic self-sufficiency and away from rental assistance;
- ✓ Leveraging available state, federal and private housing programs to produce more housing.

**Significant Changes in Results to be Delivered in FY2023**

No changes in results to be delivered.

**Statutory and Regulatory Authority**

State of Alaska

AS 18.55            Housing, Public Building, Urban Renewal, and Regional Housing Authorities  
AS 18.56            Alaska Housing Finance Corporation

15 AAC 118        Health and Safety  
15 AAC 150        Alaska Housing Finance Corporation  
15 AAC 151        AHFC General Programs  
15 AAC 152        AHFC Rural Housing  
15 AAC 153        AHFC Public Housing  
15 AAC 154        Grant Programs  
15 AAC 155        AHFC Energy Efficiency Programs

19 AAC 69         Energy Efficiency  
19 AAC 80         Housing Assistance Loan Fund  
19 AAC 82         Home Ownership Assistance Program  
19 AAC 83         State-Assisted Rental Housing Construction Program  
19 AAC 85         Senior Citizens Housing Development Fund  
19 AAC 88         Supplemental Housing Development Grants  
19 AAC 89         Senior Housing Revolving Fund

Code of Federal Regulations

10 CFR 420        State Energy Conservation Plans  
10 CFR 440        Weatherization Assistance for Low-income Persons  
24 CFR 41         Policy and Procedures for the enforcement of standards and requirements for accessibility...  
24 CFR 42         Uniform Relocation Assistance & Real Property Acquisition for federal & federally assisted ...  
24 CFR 91         State & Local Housing Affordability Strategies  
24 CFR 92         HOME Investment Partnerships Program  
24 CFR 219        Flexible Subsidy Program - Capital Improvement Loans  
24 CFR 574        Housing Opportunities for Persons with AIDS (HOPWA)  
24 CFR 575        Emergency Shelter Grants  
24 CFR 576        Emergency Shelter Grants: Steward B. McKinney Homeless Assistance Act

24 CFR 582	Shelter Plus Care Program
24 CFR 583	Supportive Housing Program
24 CFR 600	Comprehensive Planning Assistance
24 CFR 850	Housing Development Grants
24 CFR 880	Section 8 Housing Assistance Payment Program for new construction
24 CFR 882	Section 8 Housing Assistance Payment Program - existing housing
24 CFR 886	Section 8 Housing Assistance Payment Program - special allocations
24 CFR 887	Housing Voucher Program
24 CFR 889	Grant Programs - Housing & Community Dev., Low- and Moderate-income Housing...
24 CFR 901	Public Housing Management Assessment Program
24 CFR 941	Public Housing Development
24 CFR 961	Drug Abuse, Drug Traffic Control, Grants Programs - Housing & Community Dev...
24 CFR 963	Public Housing - Contracting with Resident-owned businesses
24 CFR 964	Tenant Participation & Management in Public Housing
24 CFR 965	PHA-Owned or Leased projects - Maintenance & Operation
24 CFR 968	Comprehensive Grants Program
24 CFR 970	Public Housing Program - demolition or disposition of public housing projects
24 CFR 990	Annual Contributions for Operating Subsidy
45 CFR Subtitle B	Family Self-Sufficiency Program

Contact Information
---------------------

<p><b>Contact:</b> James Wiedle, Budget Director <b>Phone:</b> (907) 330-8359 <b>E-mail:</b> <a href="mailto:jwiedle@ahfc.us">jwiedle@ahfc.us</a></p>
---

AHFC Operations Personal Services Information				
Authorized Positions			Personal Services Costs	
	FY2022 Management Plan	FY2023 Governor		
Full-time	314	314	Annual Salaries	26,742,165
Part-time	22	22	Premium Pay	0
Nonpermanent	14	14	Annual Benefits	18,787,930
			<i>Less 5.44% Vacancy Factor</i>	(2,477,659)
			Lump Sum Premium Pay	0
			Board Honoraria	19,364
<b>Totals</b>	<b>350</b>	<b>350</b>	<b>Total Personal Services</b>	<b>43,071,800</b>

Position Classification Summary					
Job Class Title	Anchorage	Fairbanks	Juneau	Others	Total
Accountant II	2	0	0	0	2
Accountant III	2	0	0	0	2
Accounting Assistant II	2	0	0	0	2
Accounting Technician II	4	0	0	0	4
Accounting Technician III	1	0	0	0	1
Accounts Payable Supervisor	1	0	0	0	1
Admin Assistant I Trainee	1	0	0	0	1
Admin Assistant II/Courier	2	0	0	0	2
Admin Assistant II/Reception	1	0	0	0	1
Admin Assistant III/Reception	2	0	0	0	2
Admin Services Technician	1	0	0	0	1
Administrative Assistant III	3	0	0	0	3
Administrative Assistant IV	1	0	0	0	1
Asset Servicing Specialist III	1	0	0	0	1
Asset Supervisor I	0	0	0	7	7
Asset Supervisor II	4	1	1	3	9
Asset Technician	3	3	1	2	9
Audit Specialist I	1	0	0	0	1
Audit Specialist III	2	0	0	0	2
Budget Assistant II	2	0	0	0	2
Budget Specialist I	2	0	0	0	2
Budget Specialist II	1	0	0	0	1
Communication Spclst II	2	0	0	0	2
Communications Manager	1	0	0	0	1
Compliance Specialist I	1	0	0	0	1
Compliance Specialist II	1	0	0	0	1
Compliance Specialist III	1	0	0	0	1
Computer Operations Supervisor	1	0	0	0	1
Controller	1	0	0	0	1
Coordinator, Construction	2	0	0	0	2
Coordinator, Facilities Mgmt	3	0	0	0	3
Coordinator, Grant	1	0	0	0	1
Coordinator, Planner	1	0	0	0	1
Coordinator, Prgm Develop I	1	0	0	0	1
Coordinator, Prgm Develop II	1	0	0	0	1
Coordinator, Program Develop.	1	0	0	0	1

Position Classification Summary					
Job Class Title	Anchorage	Fairbanks	Juneau	Others	Total
Coordinator, Servicing	1	0	0	0	1
Coordinator, Servicing II	4	0	0	0	4
Coordinator, Supply-Logistics	1	0	0	0	1
Custodian	5	1	1	0	7
Database Administrator IV	1	0	0	0	1
Dep Executive Director	1	0	0	0	1
Director, Admin Services	1	0	0	0	1
Director, Budget	1	0	0	0	1
Director, Facilities	1	0	0	0	1
Director, Finance	1	0	0	0	1
Director, Gov Rel & Public Aff	1	0	0	0	1
Director, Housing Operations	1	0	0	0	1
Director, Human Resources	1	0	0	0	1
Director, Information Systems	1	0	0	0	1
Director, Internal Audit	1	0	0	0	1
Director, Mortgage Operations	1	0	0	0	1
Director, Planning/Prog Dev	1	0	0	0	1
Director, Public Housing	1	0	0	0	1
Director, Rural Housing	1	0	0	0	1
Energy Specialist I	5	0	0	0	5
Executive Assistant	1	0	0	0	1
Executive Director/CEO	1	0	0	0	1
FIC Program Supervisor	2	1	0	0	3
Financial Analyst II	2	0	0	0	2
Financial Technician	1	0	0	0	1
Front Desk Coordinator	1	0	0	0	1
Gateway Center Administrator	1	0	0	0	1
Grant Administrator	3	0	0	0	3
Grant Administrator II	5	0	0	0	5
Grant Specialist	1	0	0	0	1
Grants Manager	1	0	0	0	1
Housing Managemnt Spec	1	0	0	0	1
Housing Managemnt Spec I	0	0	0	1	1
Housing Program Spclst I	3	1	3	3	10
Housing Program Spclst II	10	3	2	3	18
Housing Program Spclst III	0	0	0	2	2
Housing Program Spclst IV	2	0	2	1	5
Housing Technician	8	1	0	0	9
HPS V, FSS Lead Supervisor	2	0	0	0	2
Human Resources Manager II	1	0	0	0	1
Human Resources Specialist	1	0	0	0	1
Laborer	11	2	2	9	24
Lead Mechanic	3	1	1	1	6
Lending Officer II	1	0	0	0	1
Loan Underwriter I	1	0	0	0	1
Loan Underwriter II	3	0	0	0	3
Maintenance Mechanic	17	3	3	10	33
Management Specialist I	2	0	0	0	2
Management Technician	1	0	0	0	1
Manager, Admin Services	1	0	0	0	1
Manager, Budget	2	0	0	0	2
Manager, Energy Contract/Grant	2	0	0	0	2
Manager, Energy Program	1	0	0	0	1

Position Classification Summary						
Job Class Title	Anchorage	Fairbanks	Juneau	Others	Total	
Manager, Energy Program Info	1	0	0	0	1	
Manager, Facilities Mgmt	1	0	0	0	1	
Manager, Financial Acct	3	0	0	0	3	
Manager, Payroll	1	0	0	0	1	
Manager, PH Support Svcs	1	0	0	0	1	
Manager, Procurement	1	0	0	0	1	
Manager, Prog & Policy Dev	1	0	0	0	1	
Manager, Public Relations	1	0	0	0	1	
Manager, Servicing	1	0	0	0	1	
Manager, Special Project	1	0	0	0	1	
Mortgage Assistant II	1	0	0	0	1	
Mortgage Underwriter III	1	0	0	0	1	
Mortgage-Servicing Specialist	1	0	0	0	1	
Multi-family Underwriter II	2	0	0	0	2	
Network Admin I	1	0	0	0	1	
Network Administrator II	1	0	0	0	1	
Network Administrator IV	4	0	0	0	4	
Office Facility Technician	1	0	0	0	1	
Officer, Admin Svcs	1	0	0	0	1	
Officer, Audit	1	0	0	0	1	
Officer, Compliance	1	0	0	0	1	
Officer, Gov Rel & Public Aff	1	0	0	0	1	
Officer, Housing Relations	1	0	0	0	1	
Officer, IS Development	2	0	0	0	2	
Officer, Planning Development	1	0	0	0	1	
Officer, Servicing	2	0	0	0	2	
Officer, Sourcing/Cntrt Compl	1	0	0	0	1	
Outreach Specialist II	4	0	0	0	4	
Outreach Support Technician	1	0	0	0	1	
Payroll Technician	2	0	0	0	2	
Personnel Specialist	1	0	0	0	1	
PH Housing Management Speciali	1	0	0	0	1	
Planner I	2	0	0	0	2	
Planner II	2	0	0	0	2	
Policy and Program Manager II	1	0	0	0	1	
Program Coordinator	1	0	0	0	1	
Program Dev Supervisor	1	0	0	0	1	
Program Supervisor II	2	0	0	0	2	
Public Hsg Project Specialist	2	0	0	0	2	
Public Hsg Regional Manager II	2	0	0	0	2	
Purchasing Specialist III	1	0	0	0	1	
Records Center Technician	1	0	0	0	1	
Research-Rural Dev Manager II	1	0	0	0	1	
Risk Management Spec II	2	0	0	0	2	
Senior Area Coordinator	1	0	1	0	2	
Senior Finance Officer	1	0	0	0	1	
Senior HR Specialist	1	0	0	0	1	
Senior System Analyst	2	0	0	0	2	
Servicing Analyst	2	0	0	0	2	
Servicing Specialist III	1	0	0	0	1	
Sourcing-Contr Compliance Tech	1	0	0	0	1	
Summer Hire	6	3	2	3	14	
Support Services Technician	1	0	0	0	1	



Position Classification Summary					
Job Class Title	Anchorage	Fairbanks	Juneau	Others	Total
System Administrator	1	0	0	0	1
System Programmer Analyst	1	0	0	0	1
Technical Support Spec I	2	0	0	0	2
Technical Support Spec II	1	0	0	0	1
Technical Support Spec III	1	0	0	0	1
Web Programmer Analyst	1	0	0	0	1
Webmaster, Communications	1	0	0	0	1
<b>Totals</b>	<b>266</b>	<b>20</b>	<b>19</b>	<b>45</b>	<b>350</b>

Component Board Summary					
Board Description	Member Count	Pay Per Day	Budgeted Days	Additional Pay	Total Cost
Alaska Housing Finance Corporation Board	4	100.00	45	0.00	19,364.40
<b>Total</b>					<b>19,364.40</b>

**Component Detail All Funds**  
**Department of Revenue**

**Component:** AHFC Operations (110)

Non-Formula Component

**RDU:** Alaska Housing Finance Corporation (46)

	<b>FY2021 Actuals</b>	<b>FY2022 Conference Committee</b>	<b>FY2022 Authorized</b>	<b>FY2022 Management Plan</b>	<b>FY2023 Governor</b>	<b>FY2022 Management Plan vs FY2023 Governor</b>		
71000 Personal Services	38,016.6	43,017.9	43,017.9	43,017.9	43,071.8	53.9	0.1%	
72000 Travel	68.7	547.0	547.0	547.0	547.0	0.0	0.0%	
73000 Services	18,487.9	18,921.4	18,921.4	19,683.0	17,683.0	-2,000.0	-10.2%	
74000 Commodities	1,533.3	2,762.1	2,762.1	3,897.9	3,723.9	-174.0	-4.5%	
75000 Capital Outlay	227.4	312.1	312.1	138.1	312.1	174.0	126.0%	
77000 Grants, Benefits	94,450.0	200,791.3	423,791.3	422,067.9	37,699.8	-384,368.1	-91.1%	
78000 Miscellaneous	0.0	0.0	0.0	0.0	0.0	0.0	0.0%	
<b>Totals</b>	<b>152,783.9</b>	<b>266,351.8</b>	<b>489,351.8</b>	<b>489,351.8</b>	<b>103,037.6</b>	<b>-386,314.2</b>	<b>-78.9%</b>	
<b>Fund Sources:</b>								
1002 Fed Rcpts (Fed)	117,720.8	61,591.4	61,591.4	61,591.4	64,156.7	2,565.3	4.2%	
1007 I/A Rcpts (Other)	1,263.4	797.3	797.3	797.3	797.3	0.0	0.0%	
1061 CIP Rcpts (Other)	1,174.7	2,455.1	2,455.1	2,455.1	2,345.3	-109.8	-4.5%	
1092 MHTAAR (Other)	0.0	370.0	370.0	370.0	370.0	0.0	0.0%	
1103 AHFC Rcpts (Other)	32,625.0	36,569.9	36,569.9	36,569.9	35,368.3	-1,201.6	-3.3%	
1108 Stat Desig (Other)	0.0	0.0	96,000.0	96,000.0	0.0	-96,000.0	-100.0%	
1265 COVID Fed (Fed)	0.0	164,568.1	291,568.1	291,568.1	0.0	-291,568.1	-100.0%	
<b>Unrestricted General (UGF)</b>	<b>0.0</b>	<b>0.0</b>	<b>0.0</b>	<b>0.0</b>	<b>0.0</b>	<b>0.0</b>	<b>0.0%</b>	
<b>Designated General (DGF)</b>	<b>0.0</b>	<b>0.0</b>	<b>0.0</b>	<b>0.0</b>	<b>0.0</b>	<b>0.0</b>	<b>0.0%</b>	
<b>Other Funds</b>	<b>35,063.1</b>	<b>40,192.3</b>	<b>136,192.3</b>	<b>136,192.3</b>	<b>38,880.9</b>	<b>-97,311.4</b>	<b>-71.5%</b>	
<b>Federal Funds</b>	<b>117,720.8</b>	<b>226,159.5</b>	<b>353,159.5</b>	<b>353,159.5</b>	<b>64,156.7</b>	<b>-289,002.8</b>	<b>-81.8%</b>	
<b>Positions:</b>								
Permanent Full Time	316	314	314	314	314	0	0.0%	
Permanent Part Time	22	22	22	22	22	0	0.0%	
Non Permanent	14	14	14	14	14	0	0.0%	

**Change Record Detail - Multiple Scenarios with Descriptions**  
**Department of Revenue**

**Component:** AHFC Operations (110)  
**RDU:** Alaska Housing Finance Corporation (46)

Scenario/Change Record Title	Trans Type	Totals	Personal Services	Travel	Services	Commodities	Capital Outlay	Grants, Benefits	Miscellaneous	Positions		NP
										PFT	PPT	
<b>***** Changes From FY2022 Conference Committee To FY2022 Authorized *****</b>												
<b>FY2022 Conference Committee</b>												
	ConfCom	101,783.7	43,017.9	547.0	18,921.4	2,762.1	312.1	36,223.2	0.0	314	22	14
1002 Fed Rcpts		61,591.4										
1007 I/A Rcpts		797.3										
1061 CIP Rcpts		2,455.1										
1092 MHTAAR		370.0										
1103 AHFC Rcpts		36,569.9										
<b>COVID-19 Federal Housing and Homeless Stimulus Sec53g Ch1 SSSLA2021 P137 L24 (HB69) (FY22-FY23)</b>												
	ConfC(L)	164,568.1	0.0	0.0	0.0	0.0	0.0	164,568.1	0.0	0	0	0
1265 COVID Fed		164,568.1										
The unexpended and unobligated balance on June 30, 2021, of federal receipts received for support of housing, rental, utilities, and homeless programs provided under the Consolidated Appropriations Act, 2021, approved by the Legislative Budget and Audit Committee as RPL 04-2021-1066, estimated to be \$164,568,100, is reappropriated to the Alaska Housing Finance Corporation for support of housing and homeless programs for the fiscal years ending June 30, 2022, and June 30, 2023.												
<b>Designated Program Receipts for Housing Sec14a Ch1 SSSLA2021 P112 L1 (HB69) (FY21-FY22)</b>												
	CarryFwd	96,000.0	0.0	0.0	0.0	0.0	0.0	96,000.0	0.0	0	0	0
1108 Stat Desig		96,000.0										
Designated program receipts under AS 37.05.146(b)(3) received by the Alaska Housing Finance Corporation, estimated to be \$96,000,000, for administration of housing and energy programs on behalf of a municipality, tribal housing authority, or other third party are appropriated to the Alaska Housing Finance Corporation for the fiscal years ending June 30, 2021, and June 30, 2022.												
<b>Federal Stimulus for Housing Sec14b Ch1 SSSLA2021 P112 L7 (HB69) (FY21-FY23)</b>												
	CarryFwd	127,000.0	0.0	0.0	0.0	0.0	0.0	127,000.0	0.0	0	0	0
1265 COVID Fed		127,000.0										
The amount of federal receipts received for the support of rental relief, homeless programs, or other housing programs provided under federal stimulus legislation, estimated to be \$127,000,000, is appropriated to the Alaska Housing Finance Corporation for that purpose for the fiscal years ending June 30, 2021, June 30, 2022, and June 30, 2023.												
	<b>Subtotal</b>	<b>489,351.8</b>	<b>43,017.9</b>	<b>547.0</b>	<b>18,921.4</b>	<b>2,762.1</b>	<b>312.1</b>	<b>423,791.3</b>	<b>0.0</b>	<b>314</b>	<b>22</b>	<b>14</b>
<b>***** Changes From FY2022 Authorized To FY2022 Management Plan *****</b>												
<b>Align Authority with Anticipated Expenditures</b>												
	LIT	0.0	0.0	0.0	761.6	1,135.8	-174.0	-1,723.4	0.0	0	0	0
Transfer authority from capital outlay and grants to services and commodities for anticipated expenditures. The remaining capital outlay and grants authority is sufficient to cover anticipated expenditures.												

**Change Record Detail - Multiple Scenarios with Descriptions**  
**Department of Revenue**

**Component:** AHFC Operations (110)  
**RDU:** Alaska Housing Finance Corporation (46)

Scenario/Change Record Title	Trans Type	Totals	Personal Services	Travel	Services	Commodities	Capital Outlay	Grants, Benefits	Miscellaneous	Positions		NP
										PFT	PPT	
	<b>Subtotal</b>	<b>489,351.8</b>	<b>43,017.9</b>	<b>547.0</b>	<b>19,683.0</b>	<b>3,897.9</b>	<b>138.1</b>	<b>422,067.9</b>	<b>0.0</b>	<b>314</b>	<b>22</b>	<b>14</b>
***** <b>Changes From FY2022 Management Plan To FY2023 Governor</b> *****												
<b>Reverse COVID-19 Federal Housing and Homeless Stimulus Sec53g Ch1 SSSLA2021 P137 L24 (HB69) (FY22-FY23)</b>												
	OTI	-164,568.1	0.0	0.0	0.0	0.0	0.0	-164,568.1	0.0	0	0	0
1265 COVID Fed		-164,568.1										
Reverse FY2022 language appropriation.												
<b>Reverse Designated Program Receipts for Housing Sec14a Ch1 SSSLA2021 P112 L1 (HB69) (FY21-FY22)</b>												
	OTI	-96,000.0	0.0	0.0	0.0	0.0	0.0	-96,000.0	0.0	0	0	0
1108 Stat Desig		-96,000.0										
Reverse FY2022 language appropriation.												
<b>Reverse Federal Stimulus for Housing Sec14b Ch1 SSSLA2021 P112 L7 (HB69) (FY21-FY23)</b>												
	OTI	-127,000.0	0.0	0.0	0.0	0.0	0.0	-127,000.0	0.0	0	0	0
1265 COVID Fed		-127,000.0										
Technical adjustment to reverse a temporary increment.												
<b>Reverse Mental Health Trust Recommendation</b>												
	OTI	-370.0	0.0	0.0	0.0	0.0	0.0	-370.0	0.0	0	0	0
1092 MHTAAR		-370.0										
Reverse Mental Health Trust recommendation to reflect zero-based mental health budget.												
<b>FY2023 AHFC Salary and Health Insurance Changes</b>												
	SalAdj	-25.6	-25.6	0.0	0.0	0.0	0.0	0.0	0.0	0	0	0
1002 Fed Rcpts		-9.5										
1061 CIP Rcpts		-1.6										
1103 AHFC Rcpts		-14.5										
FY2023 Change AHFC Unique Rate from 7.83% to 7.26%: \$-25.6												
<b>Foster Youth to Independence and Emergency Housing Voucher Programs</b>												
	Inc	3,200.0	0.0	0.0	0.0	0.0	0.0	3,200.0	0.0	0	0	0
1002 Fed Rcpts		3,200.0										
Federal grant authority is needed for the Foster Youth to Independence program and the Emergency Housing Voucher Program through the federal Housing and Urban Development (HUD). The Foster Youth to Independence program provides rental assistance in the form of Housing Assistance Payments (HAP) to youth,												

**Change Record Detail - Multiple Scenarios with Descriptions**  
**Department of Revenue**

**Component:** AHFC Operations (110)  
**RDU:** Alaska Housing Finance Corporation (46)

Scenario/Change Record Title	Trans Type	Totals	Personal Services	Travel	Services	Commodities	Capital Outlay	Grants, Benefits	Miscellaneous	Positions		NP
										PFT	PPT	
under the age of 25, with a history of child welfare involvement. The Emergency Housing Voucher Program provides rental assistance in the form of Housing Assistance Payments (HAP) to families who are homeless, at risk of homelessness, fleeing a domestic violence situation, or have a high risk of housing instability.												
<b>Reverse FY2022 PERS Actuarial Rate Change to 30.11%</b>												
	Dec	-1,920.5	-1,920.5	0.0	0.0	0.0	0.0	0.0	0.0	0	0	0
1002 Fed Rcpts		-625.2										
1061 CIP Rcpts		-108.2										
1103 AHFC Rcpts		-1,187.1										
The Alaska Housing Finance Corporation (AHFC) is a separate corporation and does not participate in the increased PERS rate as a result of the passing of SB55. AHFC's PERS rate remains at 22%.												
<b>MH Trust: Department of Corrections Discharge Incentive Grants</b>												
	IncT	100.0	0.0	0.0	0.0	0.0	0.0	100.0	0.0	0	0	0
1092 MHTAAR		100.0										
This project is a strategy in the Trust's disability justice focus area and the disability justice workgroup. It is consistent with the housing workgroup's focus on 'community re-entry' by targeting beneficiaries exiting Department of Corrections settings who are challenging to serve due to issues related to mental illness and other conditions that require extended supervision and support services to avoid repeat incarceration and public safety concerns.												
The purpose of the program is to provide immediately needed housing and support services necessary to facilitate the successful transition of clients from incarceration to community care. By facilitating this successful transition, clients are more likely to gain the tools needed to become more self-sufficient and less likely to engage in criminal activity thus protecting the public and keeping Alaskans safe.												
<b>MH Trust: Rural Housing Coordinator - Northwest Arctic Borough</b>												
	IncT	135.0	0.0	0.0	0.0	0.0	0.0	135.0	0.0	0	0	0
1092 MHTAAR		135.0										
This project funds a Rural Housing Coordinator to support State operating infrastructure in the Northwest Arctic Borough. The Rural Housing Coordinator will engage community partners, document best practices and lessons learned with various efforts. These efforts include building local capacity, a coalition to address homelessness, strategize on addressing overcrowding and substandard housing, and increase affordable housing. The coordinator works with the Alaska Housing Finance Corporation and Association of Alaska Housing Authorities staff to maximize local, state, and federal funding opportunities and to ensure effective use of available dollars.												
<b>MH Trust: Rural Housing Coordinator - New Region</b>												
	IncT	135.0	0.0	0.0	0.0	0.0	0.0	135.0	0.0	0	0	0
1092 MHTAAR		135.0										
This project funds a Rural Housing Coordinator to support State operating infrastructure in a region that does not yet have this position. The Rural Housing Coordinator will engage community partners, and document best practices and lessons learned from various efforts. These efforts include building local capacity, a coalition to address homelessness, strategize on addressing overcrowding and substandard housing, and increase affordable housing. The coordinator works with the Alaska Housing Finance Corporation and Association of Alaska Housing Authorities staff to maximize local, state, and federal funding opportunities and												

**Change Record Detail - Multiple Scenarios with Descriptions**  
**Department of Revenue**

**Component:** AHFC Operations (110)  
**RDU:** Alaska Housing Finance Corporation (46)

Scenario/Change Record Title	Trans Type	Totals	Personal Services	Travel	Services	Commodities	Capital Outlay	Grants, Benefits	Miscellaneous	Positions		NP
										PFT	PPT	
to ensure effective use of available resources.												
<b>Align Authority with Anticipated Expenditures</b>												
	LIT	0.0	2,000.0	0.0	-2,000.0	-174.0	174.0	0.0	0.0	0	0	0
Transfer authority from services to personal services for anticipated expenditures. The change is necessary to fund COVID-19 positions for the Homeless Voucher Program, Mortgage Assistance Program, Rent Relief Program, and Enhanced Rent Relief Program. The transfer between commodities and capital outlay aligns authority more closely with prior year activity.												
	<b>Totals</b>	<b>103,037.6</b>	<b>43,071.8</b>	<b>547.0</b>	<b>17,683.0</b>	<b>3,723.9</b>	<b>312.1</b>	<b>37,699.8</b>	<b>0.0</b>	<b>314</b>	<b>22</b>	<b>14</b>

**Line Item Detail (1676)**  
**Department of Revenue**  
**Travel**

**Component:** AHFC Operations (110)

<b>Line Number</b>	<b>Line Name</b>		<b>FY2021 Actuals</b>	<b>FY2022 Management Plan</b>	<b>FY2023 Governor</b>
2000	Travel		68.7	547.0	547.0
<b>Object Class</b>	<b>Servicing Agency</b>	<b>Explanation</b>	<b>FY2021 Actuals</b>	<b>FY2022 Management Plan</b>	<b>FY2023 Governor</b>
<b>2000 Travel Detail Totals</b>			<b>68.7</b>	<b>547.0</b>	<b>547.0</b>
2000	In-State Employee Travel	Airfare, lodging, surface transportation, reimbursable travel costs, meals and incidentals	59.4	405.8	405.8
2002	Out of State Employee Travel	Airfare, lodging, surface transportation, reimbursable travel costs, meals and incidentals	9.3	141.2	141.2

**Line Item Detail (1676)**  
**Department of Revenue**  
**Services**

**Component:** AHFC Operations (110)

<b>Line Number</b>	<b>Line Name</b>		<b>FY2021 Actuals</b>	<b>FY2022 Management Plan</b>	<b>FY2023 Governor</b>
3000	Services		18,487.9	19,683.0	17,683.0
<b>Object Class</b>	<b>Servicing Agency</b>	<b>Explanation</b>	<b>FY2021 Actuals</b>	<b>FY2022 Management Plan</b>	<b>FY2023 Governor</b>
<b>3000 Services Detail Totals</b>			<b>18,487.9</b>	<b>19,683.0</b>	<b>17,683.0</b>
3000	Education Services	Training, educational conferences, agency memberships, tuition, books and fees for work-related courses	501.9	0.0	0.0
3001	Financial Services	Accounting, auditing, and management/consulting services	1,492.1	0.0	0.0
3003	Information Technology	IT training, consulting, software licensing, software maintenance, and IT equipment leases	2,136.3	0.0	0.0
3004	Telecommunications	Local, long distance, cellular, television, data/network telecommunications equipment charges	136.7	614.2	614.2
3006	Delivery Services	Freight, courier services, and postage	23.2	31.8	31.8
3007	Advertising and Promotions	Legal notices for regulations and public hearings	446.0	465.1	465.1
3008	Utilities	Public Housing utility service for all PHD owned properties throughout the state. Utilities include water and sewer, electricity, gas or oil, and garbage collection for PHD properties. It does not include the payment paid directly to utility companies by the tenant	5,596.7	5,582.7	5,000.0
3009	Structure/Infrastructure/Land	Infrastructure maintenance and repairs, rentals, and leases	5,479.1	4,729.8	4,000.0



**Line Item Detail (1676)**  
**Department of Revenue**  
**Services**

**Component:** AHFC Operations (110)

Object Class		Servicing Agency	Explanation	FY2021 Actuals	FY2022 Management Plan	FY2023 Governor
<b>3000 Services Detail Totals</b>				<b>18,487.9</b>	<b>19,683.0</b>	<b>17,683.0</b>
3010	Equipment/Machinery		Office furniture and equipment repairs, maintenance, rentals and leases	166.4	3,300.0	2,797.6
3011	Other Services		Professional management and consulting services; printing and copying services	2,021.3	3,185.1	3,000.0
3023	Inter-Agency Building Leases	Trans - Department-wide	Cost of space in state-owned facilities and private leases	0.0	743.1	743.1
3024	Inter-Agency Legal	Law - Department-wide	Legal services provided by the Department of Law	243.4	981.0	981.0
3028	Inter-Agency Americans with Disabilities Act Compliance	Admin - Department-wide	ADA compliance	0.0	6.0	6.0
3038	Inter-Agency Management/Consulting	Rev - Administrative Services (125)	Support services provided by the Administrative Services Division, including IT, fiscal, budget, contract management, procurement, and legislative support	0.0	3.3	3.3
3038	Inter-Agency Management/Consulting	Rev - AHFC Operations (110)	Contractual services provided to AGDC, AIDEA, DHSS	244.8	0.0	0.0
3038	Inter-Agency Management/Consulting	Rev - Commissioner's Office (123)	Support services provided by the Commissioner's Office	0.0	40.9	40.9

**Line Item Detail (1676)**  
**Department of Revenue**  
**Commodities**

**Component:** AHFC Operations (110)

<b>Line Number</b>	<b>Line Name</b>		<b>FY2021 Actuals</b>	<b>FY2022 Management Plan</b>	<b>FY2023 Governor</b>
4000	Commodities		1,533.3	3,897.9	3,723.9
<b>Object Class</b>	<b>Servicing Agency</b>	<b>Explanation</b>	<b>FY2021 Actuals</b>	<b>FY2022 Management Plan</b>	<b>FY2023 Governor</b>
<b>4000 Commodities Detail Totals</b>			<b>1,533.3</b>	<b>3,897.9</b>	<b>3,723.9</b>
4000	Business	Business supplies including book and educational equipment and furniture; office supplies; desktop computers, printers and IT equipment less than \$5,000 per item; and subscriptions including electronic access to information	297.1	962.1	788.1
4002	Household/Institutional	Institutional supplies	185.0	0.0	0.0
4005	Building Materials	Automotive supplies for the Operations & Rural Divisions. The Maintenance Department is responsible for the daily upkeep and maintenance of the Public Housing Division's office space and over more than 1,700 rental housing units in 14 locations throughout the State of Alaska. This account provides the materials and supplies for ordinary repairs and maintenance of AHFC owned properties, buildings, and vehicles statewide.	956.9	2,400.0	2,400.0
4013	Lube Oils/Grease/Solvents	Vehicle maintenance cost for AHFC central office and public housing programs	94.3	535.8	535.8

**Line Item Detail (1676)**  
**Department of Revenue**  
**Capital Outlay**

**Component:** AHFC Operations (110)

<b>Line Number</b>	<b>Line Name</b>		<b>FY2021 Actuals</b>	<b>FY2022 Management Plan</b>	<b>FY2023 Governor</b>
5000	Capital Outlay		227.4	138.1	312.1
<b>Object Class</b>	<b>Servicing Agency</b>	<b>Explanation</b>	<b>FY2021 Actuals</b>	<b>FY2022 Management Plan</b>	<b>FY2023 Governor</b>
<b>5000 Capital Outlay Detail Totals</b>			<b>227.4</b>	<b>138.1</b>	<b>312.1</b>
5004	Equipment	IT Equipment > \$5,000: servers and other network equipment, firewall and remote access equipment, tape backup devices and general office equipment/furniture > \$5,000	202.3	138.1	312.1
5007	Depreciation Expense	Depreciation expense of AHFC-owned assets	25.1	0.0	0.0

**Line Item Detail (1676)**  
**Department of Revenue**  
**Grants, Benefits**

**Component:** AHFC Operations (110)

<b>Line Number</b>	<b>Line Name</b>		<b>FY2021 Actuals</b>	<b>FY2022 Management Plan</b>	<b>FY2023 Governor</b>
7000	Grants, Benefits		94,450.0	422,067.9	37,699.8
<b>Object Class</b>	<b>Servicing Agency</b>	<b>Explanation</b>	<b>FY2021 Actuals</b>	<b>FY2022 Management Plan</b>	<b>FY2023 Governor</b>
		<b>7000 Grants, Benefits Detail Totals</b>	<b>94,450.0</b>	<b>422,067.9</b>	<b>37,699.8</b>
7001	Grants	Grants provided to MHTAAR beneficiaries using MHTAAR funding	980.2	370.0	370.0
7003	Sub-Recipient Pass-Through Grants	Energy related grants whose activities include conservation, education and technical assistance and Low Income Housing Energy Assistance Program (LIHEAP).	93,469.8	421,697.9	37,329.8

**Revenue Detail (1681)**  
**Department of Revenue**

Component: AHFC Operations (110)

Revenue Type (OMB Fund Code) Revenue Source	Component	Comment	FY2021 Actuals	FY2022 Management Plan	FY2023 Governor
<b>5002 Fed Rcpts (1002 Fed Rcpts)</b>			<b>117,720.8</b>	<b>61,591.4</b>	<b>64,156.7</b>
5002 Federal General Government - Miscellaneous Grants		Authority for Department of Housing and Urban Development funds	117,720.8	61,591.4	64,156.7
<b>5007 I/A Rcpts (1007 I/A Rcpts)</b>			<b>1,263.4</b>	<b>797.3</b>	<b>797.3</b>
5301 Inter-Agency Receipts	Health - Department-wide	Authority for Low Income Weatherization Assistance funds	1,263.4	797.3	797.3
<b>5061 CIP Rcpts (1061 CIP Rcpts)</b>			<b>1,174.7</b>	<b>2,455.1</b>	<b>2,345.3</b>
5351 Capital Improvement Project Inter-Agency		Authority for labor costs of anticipated capital funding	1,174.7	2,455.1	2,345.3
<b>5103 AHFC Rcpts (1103 AHFC Rcpts)</b>			<b>32,625.0</b>	<b>36,569.9</b>	<b>35,368.3</b>
5416 Alaska Housing Finance Corporation Receipts		Authority for corporate income	32,625.0	36,569.9	35,368.3
<b>5108 Stat Desig (1108 Stat Desig)</b>			<b>0.0</b>	<b>96,000.0</b>	<b>0.0</b>
5206 Statutory Designated Program Receipts - Contracts		Authority for administration of housing and energy programs on behalf of a municipality, tribal housing authority, or other third party	0.0	96,000.0	0.0
<b>5265 COVID Fed (1265 COVID Fed)</b>			<b>0.0</b>	<b>291,568.1</b>	<b>0.0</b>
5028 Federal COVID Stimulus - Miscellaneous Grants		Authority for Covid-19 stimulus grants	0.0	291,568.1	0.0

**Inter-Agency Services (1682)**  
**Department of Revenue**

**Component:** AHFC Operations (110)

	FY2021 Actuals	FY2022 Management Plan	FY2023 Governor
<b>Component Totals</b>	<b>488.2</b>	<b>1,774.3</b>	<b>1,774.3</b>
With Department of Transportation/Public Facilities	0.0	743.1	743.1
With Department of Law	243.4	981.0	981.0
With Department of Administration	0.0	6.0	6.0
With Department of Revenue	244.8	44.2	44.2

<b>Object Class</b>	<b>Servicing Agency</b>	<b>Explanation</b>	<b>FY2021 Actuals</b>	<b>FY2022 Management Plan</b>	<b>FY2023 Governor</b>
3023 Inter-Agency Building Leases	Trans - Department-wide	Cost of space in state-owned facilities and private leases	0.0	743.1	743.1
3024 Inter-Agency Legal	Law - Department-wide	Legal services provided by the Department of Law	243.4	981.0	981.0
3028 Inter-Agency Americans with Disabilities Act Compliance	Admin - Department-wide	ADA compliance	0.0	6.0	6.0
3038 Inter-Agency Management/Consulting	Rev - Administrative Services (125)	Support services provided by the Administrative Services Division, including IT, fiscal, budget, contract management, procurement, and legislative support	0.0	3.3	3.3
3038 Inter-Agency Management/Consulting	Rev - AHFC Operations (110)	Contractual services provided to AGDC, AIDEA, DHSS	244.8	0.0	0.0
3038 Inter-Agency Management/Consulting	Rev - Commissioner's Office (123)	Support services provided by the Commissioner's Office	0.0	40.9	40.9

**Personal Services Expenditure Detail**  
**Department of Revenue**

**Scenario:** FY2023 Governor (18673)  
**Component:** AHFC Operations (110)  
**RDU:** Alaska Housing Finance Corporation (46)

PCN	Job Class Title	Time Status	Retire Code	Barg Unit	Location	Salary Sched	Range / Step	Comp Months	Split / Count	Annual Salaries	COLA	Premium Pay	Annual Benefits	Total Costs	UGF Amount
04-021X	Housing Program Spclst II	FT	5	--	Fairbanks	-B	14I / J	12.0		64,227	0	0	51,403	115,630	0
04-024X	Manager, Financial Acct	FT	5	--	Anchorage	-A	22I / J	12.0		106,522	0	0	66,985	173,507	0
04-025X	Loan Underwriter II	FT	5	--	Anchorage	-A	18K / L	12.0		87,692	0	0	60,048	147,740	0
04-026X	Grant Administrator II	FT	5	--	Anchorage	-A	18E / F	12.0		70,302	0	0	53,641	123,943	0
04-027X	Planner II	FT	5	--	Anchorage	-A	22I / J	12.0		106,522	0	0	66,985	173,507	0
04-028X	Energy Specialist I	FT	5	--	Anchorage	-A	18I / J	12.0		81,308	0	0	57,696	139,004	0
04-029X	Communication Spclst II	FT	5	--	Anchorage	-A	17H / I	12.0		71,798	0	0	54,192	125,990	0
04-030X	Planner I	FT	5	--	Anchorage	-A	20I / J	12.0		90,440	0	0	61,060	151,500	0
04-031X	Director, Finance	FT	5	--	Anchorage	99	0 /	12.0		208,344	0	0	100,717	309,061	0
04-032X	Web Programmer Analyst	FT	5	--	Anchorage	-A	18N / O	12.0		92,154	0	0	61,692	153,846	0
04-033X	Database Administrator IV	FT	5	--	Anchorage	-A	21T	12.0		124,968	0	0	73,780	198,748	0
04-034X	Admin Assistant I Trainee	FT	5	--	Anchorage	-A	7B	12.0		30,145	0	0	38,848	68,993	0
04-036X	Administrative Assistant III	PT	5	--	Anchorage	-A	12N	9.0		44,888	0	0	26,940	71,828	0
04-037X	Mortgage-Servicing Specialist	FT	5	--	Anchorage	-A	16G / H	12.0		65,461	0	0	51,858	117,319	0
04-038X	Financial Technician	FT	5	--	Anchorage	-A	16O / P	12.0		82,168	0	0	58,013	140,181	0
04-039X	Asset Supervisor II	FT	5	--	Anchorage	-A	17I / J	12.0		75,781	0	0	55,660	131,441	0
04-040X	Housing Technician	FT	5	--	Anchorage	-A	13D / E	12.0		46,640	0	0	44,924	91,564	0
04-041X	Controllor	FT	5	--	Anchorage	99	0 /	12.0		152,674	0	0	83,621	236,295	0
04-042X	Audit Specialist III	FT	5	--	Anchorage	-A	20H / I	12.0		89,653	0	0	60,770	150,423	0
04-043X	Loan Underwriter I	FT	5	--	Anchorage	-A	17B / C	12.0		58,699	0	0	49,367	108,066	0
04-044X	Servicing Specialist III	FT	5	--	Anchorage	-A	16R / S	12.0		87,069	0	0	59,818	146,887	0
04-045X	Coordinator, Servicing II	FT	5	--	Anchorage	-A	18U / V	12.0		106,496	0	0	66,975	173,471	0
04-047X	Housing Technician	FT	5	--	Fairbanks	-B	13G / H	12.0		54,566	0	0	47,844	102,410	0
04-048X	Financial Analyst II	FT	5	--	Anchorage	-A	20N	12.0		103,944	0	0	66,035	169,979	0
04-049X	Program Dev Supervisor	FT	5	--	Anchorage	-A	20N	12.0		103,944	0	0	66,035	169,979	0
04-050X	Housing Program Spclst I	FT	5	--	Juneau	-A	12F / G	12.0		47,628	0	0	45,288	92,916	0
04-051X	Accountant III	FT	5	--	Anchorage	-A	19E / F	12.0		75,025	0	0	55,381	130,406	0
04-052X	Accounting Technician II	FT	5	--	Anchorage	-A	14D / E	12.0		50,491	0	0	46,343	96,834	0
04-053X	Grants Manager	FT	5	--	Anchorage	-A	20O	12.0		105,864	0	0	66,742	172,606	0
04-054X	Technical Support Spec III	FT	5	--	Anchorage	-A	20L / M	12.0		101,544	0	0	65,151	166,695	0
04-055X	Coordinator, Servicing II	FT	5	--	Anchorage	-A	18N / O	12.0		92,711	0	0	61,897	154,608	0
04-056X	Admin Assistant III/Reception	PT	5	--	Anchorage	-A	12G / H	9.6		39,806	0	0	25,761	65,567	0
04-057X	Director, Admin Services	FT	5	--	Anchorage	99	0 /	12.0		176,550	0	0	90,953	267,503	0
04-058X	Public Hsg Project Specialist	FT	5	--	Anchorage	-A	20I / J	12.0		92,324	0	0	61,754	154,078	0
04-059X	Laborer	FT	5	-2	Anchorage	-A	0A / B	12.0		42,242	0	0	43,304	85,546	0
04-060X	Admin Assistant	PT	5	--	Anchorage	-A	12B	9.6		32,455	0	0	23,053	55,508	0

Note: If a position is split, an asterisk (\*) will appear in the Split/Count column. If the split position is also counted in the component, two asterisks (\*\*) will appear in this column. [No valid job title] appearing in the Job Class Title indicates that the PCN has an invalid class code or invalid range for the class code effective date of this scenario.

**Personal Services Expenditure Detail**  
**Department of Revenue**

**Scenario:** FY2023 Governor (18673)  
**Component:** AHFC Operations (110)  
**RDU:** Alaska Housing Finance Corporation (46)

PCN	Job Class Title	Time Status	Retire Code	Barg Unit	Location	Salary Sched	Range / Step	Comp Months	Split / Count	Annual Salaries	COLA	Premium Pay	Annual Benefits	Total Costs	UGF Amount
	III/Reception														
04-061X	Housing Program Spclst II	FT	5	--	Anchorage	-A	14I / J	12.0		61,534	0	0	50,411	111,945	0
04-062X	Maintenance Mechanic	FT	5	-3	Anchorage	-A	0H / I	12.0		67,649	0	0	52,664	120,313	0
04-063X	Coordinator, Prgm Develop II	FT	5	--	Anchorage	-A	20T	12.0		116,882	0	0	70,801	187,683	0
04-064X	Coordinator, Servicing	FT	5	--	Anchorage	-A	17H / I	12.0		71,308	0	0	54,012	125,320	0
04-065X	Audit Specialist I	FT	5	--	Anchorage	-A	17B / C	12.0		57,935	0	0	49,085	107,020	0
04-066X	Maintenance Mechanic	FT	5	-3	Anchorage	-A	0D / E	12.0		58,404	0	0	49,258	107,662	0
04-067X	Director, Information Systems	FT	5	--	Anchorage	99	0 /	12.0		172,839	0	0	89,814	262,653	0
04-068X	Communications Manager	FT	5	--	Anchorage	-A	20C / D	12.0		73,555	0	0	54,840	128,395	0
04-069X	Maintenance Mechanic	FT	5	-3	Anchorage	-A	0F / G	12.0		62,273	0	0	50,683	112,956	0
04-070X	Housing Program Spclst II	FT	5	--	Anchorage	-A	14G / H	12.0		55,472	0	0	48,178	103,650	0
04-071X	Laborer	PT	5	-2	Anchorage	-A	0B	9.0		31,974	0	0	22,183	54,157	0
04-072X	System Administrator	FT	5	--	Anchorage	-A	22T	12.0		133,841	0	0	77,049	210,890	0
04-074X	Director, Gov Rel & Public Aff	FT	5	--	Anchorage	99	0 /	12.0		171,527	0	0	89,411	260,938	0
04-075X	Compliance Specialist III	FT	5	--	Anchorage	-A	19M / N	12.0		96,576	0	0	63,321	159,897	0
04-076X	Accountant II	FT	5	--	Anchorage	-A	18G / H	12.0		73,030	0	0	54,646	127,676	0
04-077X	Network Admin I	FT	5	--	Anchorage	-A	18I / J	12.0		79,033	0	0	56,858	135,891	0
04-079X	Admin Services Technician	FT	5	--	Anchorage	-A	14E / F	12.0		52,920	0	0	47,238	100,158	0
04-080X	Manager, Financial Acct	FT	5	--	Anchorage	-A	22D / E	12.0		88,405	0	0	60,310	148,715	0
04-081X	Grant Administrator II	FT	5	--	Anchorage	-A	18I / J	12.0		80,012	0	0	57,219	137,231	0
04-082X	Planner II	FT	5	--	Anchorage	-A	22T	12.0		133,841	0	0	77,049	210,890	0
04-083X	Maintenance Mechanic	FT	5	-3	Anchorage	-A	0A / A	12.0		50,410	0	0	46,313	96,723	0
04-085X	Housing Program Spclst II	FT	5	--	Juneau	-A	14D / E	12.0		51,245	0	0	46,621	97,866	0
04-086X	Laborer	PT	5	-2	Sitka	-A	0A / A	9.0		30,804	0	0	21,751	52,555	0
04-087X	Laborer	PT	5	-2	Wasilla	-A	0A / A	8.0		27,381	0	0	19,335	46,716	0
04-088X	Laborer	PT	5	-2	Wrangell	-A	0B	9.0		31,974	0	0	22,183	54,157	0
04-089X	Summer Hire	NP	N	--	Anchorage	99	0	3.0		6,239	0	0	7,861	14,100	0
04-090X	Summer Hire	NP	N	--	Anchorage	99	0	3.0		6,239	0	0	7,861	14,100	0
04-091X	Summer Hire	NP	N	--	Bethel	99	0	3.0		8,610	0	0	8,213	16,823	0
04-092X	Outreach Specialist II	FT	5	--	Anchorage	-A	20H / I	12.0		89,653	0	0	60,770	150,423	0
04-093X	Summer Hire	NP	N	--	Fairbanks	99	0	3.0		6,488	0	0	7,898	14,386	0
04-095X	Summer Hire	NP	N	--	Juneau	99	0	3.0		6,239	0	0	7,861	14,100	0
04-096X	Servicing Analyst	FT	5	--	Anchorage	-A	18G / H	12.0		74,116	0	0	55,046	129,162	0
04-098X	Risk Management Spec II	FT	5	--	Anchorage	-A	17E / F	12.0		64,121	0	0	51,364	115,485	0
04-102X	Coordinator, Servicing II	FT	5	--	Anchorage	-A	18N / O	12.0		92,097	0	0	61,671	153,768	0
04-107X	Director, Human Resources	FT	5	--	Anchorage	99	0 /	12.0		162,792	0	0	86,728	249,520	0

Note: If a position is split, an asterisk (\*) will appear in the Split/Count column. If the split position is also counted in the component, two asterisks (\*\*) will appear in this column. [No valid job title] appearing in the Job Class Title indicates that the PCN has an invalid class code or invalid range for the class code effective date of this scenario.



**Personal Services Expenditure Detail**  
**Department of Revenue**

**Scenario:** FY2023 Governor (18673)  
**Component:** AHFC Operations (110)  
**RDU:** Alaska Housing Finance Corporation (46)

PCN	Job Class Title	Time Status	Retire Code	Barg Unit	Location	Salary Sched	Range / Step	Comp Months	Split / Count	Annual Salaries	COLA	Premium Pay	Annual Benefits	Total Costs	UGF Amount
04-108X	Human Resources Manager II	FT	5	--	Anchorage	-A	22Q	12.0		126,121	0	0	74,205	200,326	0
04-109X	Executive Assistant	FT	5	--	Anchorage	-A	17V / V	12.0		99,391	0	0	64,358	163,749	0
04-110X	Officer, Servicing	FT	5	--	Anchorage	-A	23G / H	12.0		102,550	0	0	65,522	168,072	0
04-111X	Officer, Admin Svcs	FT	5	--	Anchorage	-A	22M / N	12.0		118,188	0	0	71,283	189,471	0
04-112X	Records Center Technician	FT	5	--	Anchorage	-A	14V / V	12.0		80,738	0	0	57,486	138,224	0
04-113X	Budget Assistant II	FT	5	--	Anchorage	-A	14B	12.0		46,246	0	0	44,779	91,025	0
04-114X	Admin Assistant II/Courier	FT	5	--	Anchorage	-A	10K / L	12.0		50,283	0	0	46,266	96,549	0
04-115X	Officer, Servicing	FT	5	--	Anchorage	-A	23I / J	12.0		112,452	0	0	69,169	181,621	0
04-118X	Outreach Specialist II	FT	5	--	Anchorage	-A	20D / E	12.0		75,375	0	0	55,510	130,885	0
04-119X	Accountant III	FT	5	--	Anchorage	-A	19H / I	12.0		83,261	0	0	58,415	141,676	0
04-120X	Accounting Technician III	FT	5	--	Anchorage	-A	16D / E	12.0		58,282	0	0	49,213	107,495	0
04-122X	Officer, Gov Rel & Public Aff	FT	5	--	Anchorage	99	0	12.0		132,600	0	0	76,592	209,192	0
04-123X	Administrative Assistant IV	FT	5	--	Anchorage	-A	14V / V	12.0		80,738	0	0	57,486	138,224	0
04-128X	Admin Assistant II/Courier	FT	5	--	Anchorage	-A	10B	12.0		35,988	0	0	41,000	76,988	0
04-130X	Housing Program Spclst II	FT	5	--	Fairbanks	-B	14C / D	12.0		50,699	0	0	46,420	97,119	0
04-133X	Housing Technician	FT	5	--	Anchorage	-A	13A / B	12.0		42,941	0	0	43,562	86,503	0
04-136X	Servicing Analyst	FT	5	--	Anchorage	-A	18F / G	12.0		71,587	0	0	54,115	125,702	0
04-137X	Administrative Assistant III	FT	5	--	Anchorage	-A	12B	12.0		40,568	0	0	42,687	83,255	0
04-140X	Director, Planning/Prog Dev	FT	5	--	Anchorage	99	0 /	12.0		150,000	0	0	82,800	232,800	0
04-143X	Technical Support Spec II	FT	5	--	Anchorage	-A	17N / O	12.0		86,432	0	0	59,584	146,016	0
04-144X	Manager, Financial Acct	FT	5	--	Anchorage	-A	22D / E	12.0		87,146	0	0	59,847	146,993	0
04-145X	Senior Finance Officer	FT	5	--	Anchorage	-A	24Q	12.0		144,471	0	0	80,965	225,436	0
04-146X	Payroll Technician	FT	5	--	Anchorage	-A	16O / P	12.0		82,020	0	0	57,958	139,978	0
04-147X	Network Administrator IV	FT	5	--	Anchorage	-A	21K / L	12.0		105,681	0	0	66,675	172,356	0
04-148X	Senior System Analyst	FT	5	--	Anchorage	-A	22V / V	12.0		139,248	0	0	79,041	218,289	0
04-149X	Network Administrator II	FT	5	--	Anchorage	-A	19G / H	12.0		79,826	0	0	57,150	136,976	0
04-151X	Network Administrator IV	FT	5	--	Anchorage	-A	21B	12.0		75,184	0	0	55,440	130,624	0
04-152X	Network Administrator IV	FT	5	--	Anchorage	-A	21K / L	12.0		106,387	0	0	66,935	173,322	0
04-153X	Computer Operations Supervisor	FT	5	--	Anchorage	-A	18C / D	12.0		64,103	0	0	51,358	115,461	0
04-154X	Dep Executive Director	FT	5	--	Anchorage	99	0 /	12.0		218,061	0	0	103,701	321,762	0
04-155X	Officer, IS Development	FT	5	--	Anchorage	-A	24D / E	12.0		100,956	0	0	64,934	165,890	0
04-156X	Director, Internal Audit	FT	5	--	Anchorage	99	0 /	12.0		189,380	0	0	94,893	284,273	0
04-166X	Executive Director/CEO	FT	5	--	Anchorage	99	0 /	12.0		301,355	0	0	129,281	430,636	0
04-167X	Manager, Public Relations	FT	5	--	Anchorage	-A	20Q	12.0		110,141	0	0	68,318	178,459	0
04-168X	Communication Spclst II	FT	5	--	Anchorage	-A	17O / P	12.0		87,824	0	0	60,096	147,920	0
04-169X	Director, Mortgage Operations	FT	5	--	Anchorage	99	0 /	12.0		204,830	0	0	99,638	304,468	0

Note: If a position is split, an asterisk (\*) will appear in the Split/Count column. If the split position is also counted in the component, two asterisks (\*\*) will appear in this column. [No valid job title] appearing in the Job Class Title indicates that the PCN has an invalid class code or invalid range for the class code effective date of this scenario.

**Personal Services Expenditure Detail**  
**Department of Revenue**

**Scenario:** FY2023 Governor (18673)  
**Component:** AHFC Operations (110)  
**RDU:** Alaska Housing Finance Corporation (46)

PCN	Job Class Title	Time Status	Retire Code	Barg Unit	Location	Salary Sched	Range / Step	Comp Months	Split / Count	Annual Salaries	COLA	Premium Pay	Annual Benefits	Total Costs	UGF Amount
04-175X	Multi-family Underwriter II	FT	5	--	Anchorage	-A	18I / J	12.0		78,789	0	0	56,768	135,557	0
04-176X	Manager, Procurement	FT	5	--	Anchorage	-A	19I / J	12.0		86,972	0	0	59,783	146,755	0
04-178X	Audit Specialist III	FT	5	--	Anchorage	-A	20J / K	12.0		94,594	0	0	62,591	157,185	0
04-179X	Manager, Servicing	FT	5	--	Anchorage	-A	20I	12.0		89,653	0	0	60,770	150,423	0
04-180X	System Programmer Analyst	FT	5	--	Anchorage	-A	18C / D	12.0		63,448	0	0	51,116	114,564	0
04-183X	Coordinator, Supply-Logistics	FT	5	--	Anchorage	-A	18N / O	12.0		92,183	0	0	61,702	153,885	0
04-184X	Director, Rural Housing	FT	5	--	Anchorage	99	0 /	12.0		196,876	0	0	97,195	294,071	0
04-186X	Outreach Specialist II	FT	5	--	Anchorage	-A	20O / P	12.0		106,887	0	0	67,119	174,006	0
04-187X	Compliance Specialist I	FT	5	--	Anchorage	-A	17F / G	12.0		68,093	0	0	52,828	120,921	0
04-188X	Lending Officer II	FT	5	--	Anchorage	-A	23V / V	12.0		149,268	0	0	82,575	231,843	0
04-189X	Director, Facilities	FT	5	--	Anchorage	-A	0F	12.0		140,467	0	0	79,490	219,957	0
04-190X	Risk Management Spec II	FT	5	--	Anchorage	-A	17B / C	12.0		58,612	0	0	49,335	107,947	0
04-194X	Officer, IS Development	FT	5	--	Anchorage	-A	24K / L	12.0		131,148	0	0	76,057	207,205	0
04-195X	Grant Administrator II	FT	5	--	Anchorage	-A	18P	12.0		94,565	0	0	62,580	157,145	0
04-197X	Loan Underwriter II	FT	5	--	Anchorage	-A	18C / D	12.0		65,284	0	0	51,793	117,077	0
04-198X	Multi-family Underwriter II	FT	5	--	Anchorage	-A	18J / K	12.0		82,498	0	0	58,134	140,632	0
04-199X	Research-Rural Dev Manager II	FT	5	--	Anchorage	-A	21J / K	12.0		101,162	0	0	65,010	166,172	0
04-202X	Loan Underwriter II	FT	5	--	Anchorage	-A	18N / O	12.0		91,411	0	0	61,418	152,829	0
04-206X	Officer, Housing Relations	FT	5	--	Anchorage	-A	22R	12.0		128,644	0	0	75,135	203,779	0
04-207X	Manager, Special Project	FT	5	--	Anchorage	-A	21O / P	12.0		114,885	0	0	70,066	184,951	0
04-208X	Outreach Specialist II	FT	5	--	Anchorage	-A	20J / K	12.0		93,462	0	0	62,173	155,635	0
04-209X	Grant Administrator II	FT	5	--	Anchorage	-A	18V / V	12.0		106,496	0	0	66,975	173,471	0
04-210X	Officer, Planning Development	FT	5	--	Anchorage	-A	23T	12.0		143,472	0	0	80,597	224,069	0
04-211X	Manager, Energy Contract/Grant	FT	5	--	Anchorage	-A	20K / L	12.0		98,600	0	0	64,066	162,666	0
04-212X	Grant Administrator II	FT	5	--	Anchorage	-A	18V	12.0		106,496	0	0	66,975	173,471	0
04-213X	Support Services Technician	FT	5	--	Anchorage	-A	14E / F	12.0		52,741	0	0	47,172	99,913	0
04-214X	PH Housing Management Speciali	FT	5	--	Anchorage	-A	19M / N	12.0		96,992	0	0	63,474	160,466	0
04-216X	Budget Specialist I	FT	5	--	Anchorage	-A	17B / C	12.0		58,108	0	0	49,149	107,257	0
04-218X	Coordinator, Grant	FT	5	--	Anchorage	-A	21M / N	12.0		110,606	0	0	68,489	179,095	0
04-219X	Personnel Specialist	FT	5	--	Anchorage	-A	19H / I	12.0		82,981	0	0	58,312	141,293	0
04-220X	Manager, Budget	FT	5	--	Anchorage	-A	22M / N	12.0		117,746	0	0	71,120	188,866	0
04-221X	Manager, Energy Contract/Grant	FT	5	--	Anchorage	-A	20U	12.0		119,220	0	0	71,663	190,883	0

Note: If a position is split, an asterisk (\*) will appear in the Split/Count column. If the split position is also counted in the component, two asterisks (\*\*) will appear in this column. [No valid job title] appearing in the Job Class Title indicates that the PCN has an invalid class code or invalid range for the class code effective date of this scenario.

**Personal Services Expenditure Detail**  
**Department of Revenue**

**Scenario:** FY2023 Governor (18673)  
**Component:** AHFC Operations (110)  
**RDU:** Alaska Housing Finance Corporation (46)

PCN	Job Class Title	Time Status	Retire Code	Barg Unit	Location	Salary Sched	Range / Step	Comp Months	Split / Count	Annual Salaries	COLA	Premium Pay	Annual Benefits	Total Costs	UGF Amount
04-222X	Manager, Energy Program Info	FT	5	--	Anchorage	-A	19B	12.0		65,611	0	0	51,913	117,524	0
04-223X	Program Supervisor II	FT	5	--	Anchorage	-A	18C / D	12.0		63,866	0	0	51,270	115,136	0
04-302X	Accountant II	FT	5	--	Anchorage	-A	18D / E	12.0		67,294	0	0	52,533	119,827	0
04-303X	Accounting Assistant II	FT	5	--	Anchorage	-A	12B	12.0		40,568	0	0	42,687	83,255	0
04-304X	Coordinator, Prgm Develop I	FT	5	--	Anchorage	-A	18G / H	12.0		73,845	0	0	54,947	128,792	0
04-305X	Budget Assistant II	FT	5	--	Anchorage	-A	14A / B	12.0		45,869	0	0	44,640	90,509	0
04-306X	Accounts Payable Supervisor	FT	5	--	Anchorage	-A	18J / K	12.0		82,983	0	0	58,313	141,296	0
04-307X	Manager, Payroll	FT	5	--	Anchorage	-A	20M / N	12.0		102,687	0	0	65,572	168,259	0
04-308X	Payroll Technician	FT	5	--	Anchorage	-A	16I / J	12.0		70,040	0	0	53,545	123,585	0
04-309X	Accounting Technician II	FT	5	--	Anchorage	-A	14B / C	12.0		47,416	0	0	45,210	92,626	0
04-310X	Accounting Technician II	FT	5	--	Anchorage	-A	14C / D	12.0		49,417	0	0	45,947	95,364	0
04-311X	Accounting Technician II	FT	5	--	Anchorage	-A	14O / P	12.0		70,803	0	0	53,826	124,629	0
04-312X	Asset Servicing Specialist III	FT	5	--	Anchorage	-A	16F / G	12.0		62,298	0	0	50,693	112,991	0
04-313X	Webmaster, Communications	FT	5	--	Anchorage	-A	16R	12.0		85,782	0	0	59,344	145,126	0
04-314X	Human Resources Specialist	FT	5	--	Anchorage	-A	18I / J	12.0		79,963	0	0	57,200	137,163	0
04-315X	Budget Specialist II	FT	5	--	Anchorage	-A	18T	12.0		102,361	0	0	65,452	167,813	0
04-316X	Senior HR Specialist	FT	5	--	Anchorage	-A	20R	12.0		112,343	0	0	69,129	181,472	0
04-317X	Officer, Sourcing/Cntrt Compl	FT	5	--	Anchorage	-A	22B	12.0		80,313	0	0	57,329	137,642	0
04-318X	Housing Program Spclst II	FT	5	--	Anchorage	-A	14M / N	12.0		68,627	0	0	53,024	121,651	0
04-319X	Network Administrator IV	FT	5	--	Anchorage	-A	21B	12.0		75,184	0	0	55,440	130,624	0
04-320X	Purchasing Specialist III	FT	5	--	Anchorage	-A	16B / C	12.0		54,566	0	0	47,844	102,410	0
04-321X	Sourcing-Contr Compliance Tech	FT	5	--	Anchorage	-A	14L / M	12.0		66,695	0	0	52,313	119,008	0
04-323X	Manager, Admin Services	FT	5	--	Anchorage	-A	20I / J	12.0		91,902	0	0	61,599	153,501	0
04-324X	Mortgage Underwriter III	FT	5	--	Anchorage	-A	19H / I	12.0		83,924	0	0	58,660	142,584	0
04-325X	Housing Technician	FT	5	--	Anchorage	-A	13B / C	12.0		43,282	0	0	43,687	86,969	0
04-326X	Senior System Analyst	FT	5	--	Anchorage	-A	22B	12.0		80,313	0	0	57,329	137,642	0
04-328X	Technical Support Spec I	FT	5	--	Anchorage	-A	16B	12.0		53,309	0	0	47,381	100,690	0
04-329X	Technical Support Spec I	FT	5	--	Anchorage	-A	16I / J	12.0		69,567	0	0	53,371	122,938	0
04-330X	Coordinator, Planner	FT	5	--	Anchorage	-A	21I / J	12.0		99,068	0	0	64,239	163,307	0
04-332X	Planner I	FT	5	--	Anchorage	-A	20F / G	12.0		81,534	0	0	57,779	139,313	0
04-333X	Management Technician	FT	5	--	Anchorage	-A	14B / C	12.0		46,314	0	0	44,804	91,118	0
04-350X	Director, Public Housing	FT	5	--	Anchorage	99	0 /	12.0		200,814	0	0	98,405	299,219	0
04-351X	Director, Housing	FT	5	--	Anchorage	99	0 /	12.0		148,171	0	0	82,238	230,409	0

Note: If a position is split, an asterisk (\*) will appear in the Split/Count column. If the split position is also counted in the component, two asterisks (\*\*) will appear in this column. [No valid job title] appearing in the Job Class Title indicates that the PCN has an invalid class code or invalid range for the class code effective date of this scenario.

**Personal Services Expenditure Detail**  
**Department of Revenue**

**Scenario:** FY2023 Governor (18673)  
**Component:** AHFC Operations (110)  
**RDU:** Alaska Housing Finance Corporation (46)

PCN	Job Class Title	Time Status	Retire Code	Barg Unit	Location	Salary Sched	Range / Step	Comp Months	Split / Count	Annual Salaries	COLA	Premium Pay	Annual Benefits	Total Costs	UGF Amount
	Operations														
04-352X	Office Facility Technician	FT	5	--	Anchorage	-A	14O / P	12.0		71,565	0	0	54,107	125,672	0
04-353X	Coordinator, Facilities Mgmt	FT	5	--	Anchorage	-A	20Q	12.0		110,141	0	0	68,318	178,459	0
04-354X	Director, Budget	FT	5	--	Anchorage	99	0 /	12.0		149,100	0	0	82,523	231,623	0
04-356X	Coordinator, Facilities Mgmt	FT	5	--	Anchorage	-A	20I / J	12.0		91,537	0	0	61,464	153,001	0
04-357X	Compliance Specialist II	FT	5	--	Anchorage	-A	18C / D	12.0		64,648	0	0	51,558	116,206	0
04-358X	Public Hsg Project Specialist	FT	5	--	Anchorage	-A	20P	12.0		107,981	0	0	67,522	175,503	0
04-359X	Administrative Assistant III	FT	5	--	Anchorage	-A	12E / F	12.0		45,731	0	0	44,589	90,320	0
04-361X	Manager, Prog & Policy Dev	FT	5	--	Anchorage	-A	21B	12.0		75,184	0	0	55,440	130,624	0
04-362X	Policy and Program Manager II	FT	5	--	Anchorage	-A	22V / V	12.0		139,248	0	0	79,041	218,289	0
04-363X	Housing Managemnt Spec I	FT	5	--	Kodiak	-D	16P	12.0		89,872	0	0	60,851	150,723	0
04-364X	Housing Program Spclst IV	FT	5	--	Juneau	-A	16P	12.0		82,451	0	0	58,117	140,568	0
04-365X	Public Hsg Regional Manager II	FT	5	--	Anchorage	-A	22P	12.0		123,648	0	0	73,294	196,942	0
04-366X	Admin Assistant II/Reception	FT	5	--	Anchorage	-A	10P	12.0		54,599	0	0	47,856	102,455	0
04-367X	Housing Program Spclst II	FT	5	--	Anchorage	-A	14F / G	12.0		53,524	0	0	47,460	100,984	0
04-369X	Housing Technician	FT	5	--	Anchorage	-A	13B / C	12.0		44,150	0	0	44,007	88,157	0
04-370X	Housing Technician	FT	5	--	Anchorage	-A	13A / B	12.0		43,215	0	0	43,662	86,877	0
04-371X	Housing Program Spclst II	FT	5	--	Anchorage	-A	14B / C	12.0		47,701	0	0	45,315	93,016	0
04-372X	Housing Program Spclst I	FT	5	--	Anchorage	-A	12E / F	12.0		44,851	0	0	44,265	89,116	0
04-373X	Housing Technician	FT	5	--	Anchorage	-A	13G / H	12.0		52,372	0	0	47,036	99,408	0
04-374X	Housing Program Spclst IV	FT	5	--	Anchorage	-A	16P	12.0		82,451	0	0	58,117	140,568	0
04-375X	Asset Technician	FT	5	--	Anchorage	-A	14B / C	12.0		47,035	0	0	45,070	92,105	0
04-376X	HPS V, FSS Lead Supervisor	FT	5	--	Anchorage	-A	17R	12.0		91,822	0	0	61,569	153,391	0
04-377X	Housing Program Spclst II	FT	5	--	Anchorage	-A	14G / H	12.0		57,396	0	0	48,887	106,283	0
04-378X	Asset Supervisor II	FT	5	--	Anchorage	-A	17D / E	12.0		63,413	0	0	51,103	114,516	0
04-379X	Housing Program Spclst IV	FT	5	--	Anchorage	-A	16O / P	12.0		82,047	0	0	57,968	140,015	0
04-380X	Energy Specialist I	FT	5	--	Anchorage	-A	18O / P	12.0		94,442	0	0	62,535	156,977	0
04-381X	Housing Technician	FT	5	--	Anchorage	-A	13F / G	12.0		49,776	0	0	46,080	95,856	0
04-382X	Housing Program Spclst II	FT	5	--	Anchorage	-A	14A / B	12.0		45,869	0	0	44,640	90,509	0
04-383X	Housing Program Spclst II	FT	5	--	Anchorage	-A	14B	12.0		46,246	0	0	44,779	91,025	0
04-384X	Asset Supervisor II	FT	5	--	Anchorage	-A	17E / F	12.0		64,793	0	0	51,612	116,405	0
04-385X	Asset Technician	FT	5	--	Anchorage	-A	14B / C	12.0		47,035	0	0	45,070	92,105	0
04-386X	Housing Program Spclst I	FT	5	--	Juneau	-A	12D / E	12.0		44,542	0	0	44,151	88,693	0
04-387X	Housing Program Spclst II	FT	5	--	Anchorage	-A	14B / C	12.0		47,416	0	0	45,210	92,626	0

Note: If a position is split, an asterisk (\*) will appear in the Split/Count column. If the split position is also counted in the component, two asterisks (\*\*) will appear in this column. [No valid job title] appearing in the Job Class Title indicates that the PCN has an invalid class code or invalid range for the class code effective date of this scenario.

**Personal Services Expenditure Detail**  
**Department of Revenue**

**Scenario:** FY2023 Governor (18673)  
**Component:** AHFC Operations (110)  
**RDU:** Alaska Housing Finance Corporation (46)

PCN	Job Class Title	Time Status	Retire Code	Barg Unit	Location	Salary Sched	Range / Step	Comp Months	Split / Count	Annual Salaries	COLA	Premium Pay	Annual Benefits	Total Costs	UGF Amount
04-388X	FIC Program Supervisor	FT	5	--	Anchorage	-A	17B / C	12.0		57,309	0	0	48,855	106,164	0
04-389X	Asset Supervisor II	FT	5	--	Wasilla	-A	17O / P	12.0		86,814	0	0	59,724	146,538	0
04-390X	Asset Technician	FT	5	--	Wasilla	-A	14B / C	12.0		47,048	0	0	45,075	92,123	0
04-391X	Housing Program Spclst I	FT	5	--	Wasilla	-A	12E / F	12.0		46,007	0	0	44,691	90,698	0
04-392X	Asset Supervisor I	PT	5	--	Valdez	-E	16O / P	12.0		90,863	0	0	33,474	124,337	0
04-393X	Asset Supervisor I	PT	5	--	Cordova	-E	16O / P	12.0		90,833	0	0	33,463	124,296	0
04-394X	Asset Supervisor II	FT	5	--	Bethel	-K	17C	12.0		81,724	0	0	57,849	139,573	0
04-395X	FIC Program Supervisor	FT	5	--	Fairbanks	-B	17J / K	12.0		82,014	0	0	57,956	139,970	0
04-396X	Housing Program Spclst I	FT	5	--	Bethel	-K	12A / B	12.0		55,582	0	0	48,218	103,800	0
04-397X	Asset Technician	FT	5	--	Fairbanks	-B	14B / C	12.0		49,637	0	0	46,028	95,665	0
04-398X	Public Hsg Regional Manager II	FT	5	--	Anchorage	-A	22T	12.0		133,841	0	0	77,049	210,890	0
04-399X	Asset Technician	FT	5	--	Fairbanks	-B	14T	12.0		80,707	0	0	57,475	138,182	0
04-400X	Housing Program Spclst I	FT	5	--	Fairbanks	-B	12E / F	12.0		47,324	0	0	45,176	92,500	0
04-401X	Asset Technician	FT	5	--	Fairbanks	-B	14A / B	12.0		47,704	0	0	45,316	93,020	0
04-402X	HPS V, FSS Lead Supervisor	FT	5	--	Anchorage	-A	17S	12.0		93,658	0	0	62,246	155,904	0
04-403X	Housing Program Spclst II	FT	5	--	Fairbanks	-B	14B / C	12.0		49,468	0	0	45,966	95,434	0
04-404X	Management Specialist I	FT	5	--	Anchorage	-A	16O / P	12.0		82,451	0	0	58,117	140,568	0
04-405X	Asset Supervisor I	FT	5	--	Sitka	-A	16E / F	12.0		59,377	0	0	49,617	108,994	0
04-406X	Asset Supervisor I	FT	5	--	Wrangell	-A	16R	12.0		85,782	0	0	59,344	145,126	0
04-407X	Asset Supervisor I	FT	5	--	Seward	-A	16D / E	12.0		58,959	0	0	49,463	108,422	0
04-408X	Asset Supervisor I	PT	5	--	Nome	-J	16B	9.0		53,576	0	0	19,737	73,313	0
04-409X	Asset Supervisor II	FT	5	--	Ketchikan	-A	17R	12.0		91,822	0	0	61,569	153,391	0
04-410X	Asset Supervisor II	FT	5	--	Juneau	-A	17C / D	12.0		61,318	0	0	50,332	111,650	0
04-411X	Asset Technician	FT	5	--	Ketchikan	-A	14D / E	12.0		50,055	0	0	46,182	96,237	0
04-412X	Manager, Facilities Mgmt	FT	5	--	Anchorage	-A	23N / O	12.0		129,748	0	0	75,541	205,289	0
04-413X	Housing Program Spclst II	FT	5	--	Juneau	-A	14F / G	12.0		54,386	0	0	47,778	102,164	0
04-414X	Senior Area Coordinator	FT	5	--	Juneau	-A	21P	12.0		115,451	0	0	70,274	185,725	0
04-415X	Asset Technician	FT	5	--	Juneau	-A	14N / O	12.0		70,277	0	0	53,632	123,909	0
04-416X	Housing Program Spclst III	FT	5	--	Homer	-A	15T	12.0		83,206	0	0	58,395	141,601	0
04-417X	Housing Program Spclst IV	FT	5	--	Soldotna	-A	16A / B	12.0		52,822	0	0	47,202	100,024	0
04-418X	Housing Program Spclst II	FT	5	--	Soldotna	-A	14D / E	12.0		51,086	0	0	46,562	97,648	0
04-419X	Coordinator, Program Develop.	FT	5	--	Anchorage	-A	20U	12.0		124,968	0	0	73,780	198,748	0
04-420X	Manager, PH Support Svcs	FT	5	--	Anchorage	-A	21P	12.0		115,451	0	0	70,274	185,725	0
04-421X	Housing Managemnt Spec	FT	5	--	Anchorage	-A	18V	12.0		114,028	0	0	69,750	183,778	0
04-422X	Maintenance Mechanic	FT	5	-3	Anchorage	-A	0V / V	12.0		93,457	0	0	62,172	155,629	0
04-423X	Coordinator, Facilities Mgmt	FT	5	--	Anchorage	-A	20R	12.0		112,343	0	0	69,129	181,472	0

Note: If a position is split, an asterisk (\*) will appear in the Split/Count column. If the split position is also counted in the component, two asterisks (\*\*) will appear in this column. [No valid job title] appearing in the Job Class Title indicates that the PCN has an invalid class code or invalid range for the class code effective date of this scenario.

**Personal Services Expenditure Detail**  
**Department of Revenue**

**Scenario:** FY2023 Governor (18673)  
**Component:** AHFC Operations (110)  
**RDU:** Alaska Housing Finance Corporation (46)

PCN	Job Class Title	Time Status	Retire Code	Barg Unit	Location	Salary Sched	Range / Step	Comp Months	Split / Count	Annual Salaries	COLA	Premium Pay	Annual Benefits	Total Costs	UGF Amount
04-424X	Asset Supervisor II	FT	5	--	Anchorage	-A	17B / C	12.0		59,220	0	0	49,559	108,779	0
04-426X	Budget Specialist I	FT	5	--	Anchorage	-A	17S	12.0		93,658	0	0	62,246	155,904	0
04-427X	Housing Program Spclst I	FT	5	--	Anchorage	-A	12G / H	12.0		48,167	0	0	45,487	93,654	0
04-428X	Energy Specialist I	FT	5	--	Anchorage	-A	18N / O	12.0		92,640	0	0	61,871	154,511	0
04-430X	Energy Specialist I	FT	5	--	Anchorage	-A	18N	12.0		90,997	0	0	61,265	152,262	0
04-431X	Grant Administrator	FT	5	--	Anchorage	-A	16P / P	12.0		82,451	0	0	58,117	140,568	0
04-432X	Program Coordinator	FT	5	--	Anchorage	-A	19O / P	12.0		100,848	0	0	64,894	165,742	0
04-433X	FIC Program Supervisor	FT	5	--	Anchorage	-A	17B / C	12.0		57,153	0	0	48,797	105,950	0
04-435X	Maintenance Mechanic	FT	5	-3	Juneau	-A	0C / D	12.0		54,382	0	0	47,776	102,158	0
04-436X	Lead Mechanic	FT	5	-4	Juneau	-A	0R	12.0		96,202	0	0	63,183	159,385	0
04-437X	Maintenance Mechanic	FT	5	-3	Juneau	-A	0C / D	12.0		56,147	0	0	48,427	104,574	0
04-438X	Maintenance Mechanic	FT	5	-3	Juneau	-A	0C / D	12.0		56,181	0	0	48,439	104,620	0
04-439X	Laborer	FT	5	-2	Juneau	-A	0I / J	12.0		56,517	0	0	48,563	105,080	0
04-440X	Maintenance Mechanic	FT	5	-3	Ketchikan	-C	0V / V	12.0		97,013	0	0	63,482	160,495	0
04-441X	Laborer	FT	5	-2	Ketchikan	-A	0J / K	12.0		58,569	0	0	49,319	107,888	0
04-442X	Laborer	PT	5	-2	Bethel	-K	0C	9.0		45,777	0	0	27,268	73,045	0
04-443X	Housing Program Spclst III	FT	5	--	Petersburg	-A	15B	12.0		49,620	0	0	46,022	95,642	0
04-444X	Maintenance Mechanic	FT	5	-3	Seward	-C	0C / D	12.0		57,458	0	0	48,910	106,368	0
04-445X	Maintenance Mechanic	FT	5	-3	Sitka	-C	0C / D	12.0		57,137	0	0	48,791	105,928	0
04-446X	Laborer	PT	5	-2	Sitka	-A	0B	9.0		31,974	0	0	22,183	54,157	0
04-447X	Maintenance Mechanic	FT	5	-3	Wrangell	-C	0N / O	12.0		83,174	0	0	58,383	141,557	0
04-448X	Laborer	PT	5	-2	Wrangell	-A	0D / E	6.0		23,359	0	0	15,541	38,900	0
04-449X	Maintenance Mechanic	FT	5	-3	Anchorage	-A	0B	12.0		52,281	0	0	47,002	99,283	0
04-450X	Maintenance Mechanic	FT	5	-3	Anchorage	-A	0E / F	12.0		60,510	0	0	50,034	110,544	0
04-451X	Lead Mechanic	FT	5	-4	Anchorage	-A	0N / O	12.0		89,548	0	0	60,732	150,280	0
04-452X	Lead Mechanic	FT	5	-4	Anchorage	-A	0D / E	12.0		62,761	0	0	50,863	113,624	0
04-453X	Maintenance Mechanic	FT	5	-3	Anchorage	-A	0B / C	12.0		53,794	0	0	47,560	101,354	0
04-454X	Maintenance Mechanic	FT	5	-3	Anchorage	-A	0A / B	12.0		51,813	0	0	46,830	98,643	0
04-455X	Maintenance Mechanic	FT	5	-3	Anchorage	-A	0D / E	12.0		56,530	0	0	48,568	105,098	0
04-456X	Laborer	PT	5	-2	Anchorage	-A	0A / A	6.0		20,536	0	0	14,501	35,037	0
04-457X	Maintenance Mechanic	FT	5	-3	Anchorage	-A	0A / B	12.0		51,813	0	0	46,830	98,643	0
04-458X	Maintenance Mechanic	FT	5	-3	Anchorage	-A	0V / V	12.0		93,457	0	0	62,172	155,629	0
04-459X	Maintenance Mechanic	FT	5	-3	Anchorage	-A	0R / S	12.0		87,640	0	0	60,029	147,669	0
04-460X	Maintenance Mechanic	FT	5	-3	Anchorage	-A	0B	12.0		52,281	0	0	47,002	99,283	0
04-461X	Maintenance Mechanic	FT	5	-3	Anchorage	-A	0Q	12.0		84,661	0	0	58,931	143,592	0
04-462X	Maintenance Mechanic	FT	5	-3	Anchorage	-A	0C / D	12.0		56,147	0	0	48,427	104,574	0
04-463X	Laborer	PT	5	-2	Anchorage	-A	0B	6.0		21,316	0	0	14,788	36,104	0
04-464X	Accounting Assistant II	FT	5	--	Anchorage	-A	12G / H	12.0		49,564	0	0	46,001	95,565	0

Note: If a position is split, an asterisk (\*) will appear in the Split/Count column. If the split position is also counted in the component, two asterisks (\*\*) will appear in this column. [No valid job title] appearing in the Job Class Title indicates that the PCN has an invalid class code or invalid range for the class code effective date of this scenario.

**Personal Services Expenditure Detail**  
**Department of Revenue**

**Scenario:** FY2023 Governor (18673)  
**Component:** AHFC Operations (110)  
**RDU:** Alaska Housing Finance Corporation (46)

PCN	Job Class Title	Time Status	Retire Code	Barg Unit	Location	Salary Sched	Range / Step	Comp Months	Split / Count	Annual Salaries	COLA	Premium Pay	Annual Benefits	Total Costs	UGF Amount
04-465X	Laborer	FT	5	-2	Anchorage	-A	0C / D	12.0		45,328	0	0	44,441	89,769	0
04-466X	Laborer	FT	5	-2	Anchorage	-A	0B / C	12.0		43,152	0	0	43,639	86,791	0
04-467X	Custodian	FT	5	-1	Anchorage	-A	0A / B	12.0		33,232	0	0	39,985	73,217	0
04-469X	Custodian	FT	5	-1	Anchorage	-A	0J / K	12.0		46,590	0	0	44,906	91,496	0
04-470X	Custodian	FT	5	-1	Anchorage	-A	0P	12.0		53,238	0	0	47,355	100,593	0
04-471X	Laborer	FT	5	-2	Anchorage	-A	0A / A	12.0		41,072	0	0	42,873	83,945	0
04-472X	Custodian	FT	5	-1	Anchorage	-A	0D / E	12.0		36,232	0	0	41,090	77,322	0
04-473X	Custodian	FT	5	-1	Anchorage	-A	0F / G	12.0		38,939	0	0	42,087	81,026	0
04-474X	Laborer	FT	5	-2	Juneau	-A	0A / A	12.0		41,072	0	0	42,873	83,945	0
04-475X	Asset Technician	FT	5	--	Anchorage	-A	14B / C	12.0		47,538	0	0	45,255	92,793	0
04-476X	Lead Mechanic	FT	5	-4	Bethel	-K	0R	12.0		132,803	0	0	76,667	209,470	0
04-477X	Maintenance Mechanic	FT	5	-3	Bethel	-K	0H / I	12.0		91,637	0	0	61,501	153,138	0
04-478X	Laborer	FT	5	-2	Bethel	-K	0E / F	12.0		67,296	0	0	52,534	119,830	0
04-479X	Maintenance Mechanic	FT	5	-3	Cordova	-E	0V / V	12.0		103,751	0	0	65,964	169,715	0
04-480X	Maintenance Mechanic	FT	5	-3	Kodiak	-D	0D / E	12.0		63,657	0	0	51,193	114,850	0
04-481X	Lead Mechanic	FT	5	-4	Fairbanks	-B	0E / F	12.0		69,594	0	0	53,381	122,975	0
04-482X	Maintenance Mechanic	FT	5	-3	Fairbanks	-B	0H / I	12.0		70,374	0	0	53,668	124,042	0
04-483X	Maintenance Mechanic	FT	5	-3	Fairbanks	-B	0S	12.0		91,606	0	0	61,490	153,096	0
04-484X	Maintenance Mechanic	FT	5	-3	Fairbanks	-B	0D / E	12.0		60,024	0	0	49,855	109,879	0
04-485X	Custodian	FT	5	-1	Fairbanks	-B	0A / B	12.0		34,875	0	0	40,590	75,465	0
04-486X	Laborer	FT	5	-2	Fairbanks	-B	0B / C	12.0		45,884	0	0	44,646	90,530	0
04-487X	Maintenance Mechanic	FT	5	-3	Nome	-J	0C / D	12.0		75,427	0	0	55,529	130,956	0
04-488X	Maintenance Mechanic	PT	5	-3	Valdez	-E	0C / D	9.0		46,869	0	0	27,670	74,539	0
04-489X	Maintenance Mechanic	FT	5	-3	Wasilla	-A	0V / V	12.0		93,457	0	0	62,172	155,629	0
04-490X	Lead Mechanic	FT	5	-4	Anchorage	-A	0P	12.0		92,480	0	0	61,812	154,292	0
04-491X	Manager, Budget	FT	5	--	Anchorage	-A	22U	12.0		136,518	0	0	78,035	214,553	0
04-492X	Grant Administrator	FT	5	--	Anchorage	-A	16R	12.0		85,782	0	0	59,344	145,126	0
04-493X	Coordinator, Construction	PT	5	--	Anchorage	-A	20P	9.0		80,986	0	0	40,239	121,225	0
04-494X	Coordinator, Construction	PT	5	--	Anchorage	-A	20P	9.0		80,986	0	0	40,239	121,225	0
04-495X	Housing Technician	FT	5	--	Anchorage	-A	13A / B	12.0		43,215	0	0	43,662	86,877	0
04-496X	Program Supervisor II	FT	5	--	Anchorage	-A	18E / F	12.0		69,874	0	0	53,484	123,358	0
04-497X	Housing Program Splcst II	FT	5	--	Wasilla	-A	14U	12.0		79,155	0	0	56,903	136,058	0
04-507X	Laborer	PT	5	-2	Anchorage	-A	0B / C	9.0		32,754	0	0	22,470	55,224	0
04-508X	Laborer	PT	5	-2	Anchorage	-A	0B	9.0		31,974	0	0	22,183	54,157	0
04-510X	Asset Supervisor II	FT	5	--	Fairbanks	-B	17J / K	12.0		81,297	0	0	57,692	138,989	0
04-511X	Laborer	FT	5	-2	Fairbanks	-B	0D / E	12.0		48,652	0	0	45,665	94,317	0
04-521X	Grant Administrator	FT	5	--	Anchorage	-A	16E / D	12.0		57,136	0	0	48,791	105,927	0
04-522X	Grant Specialist	FT	5	--	Anchorage	-A	19E / F	12.0		74,030	0	0	55,015	129,045	0

Note: If a position is split, an asterisk (\*) will appear in the Split/Count column. If the split position is also counted in the component, two asterisks (\*\*) will appear in this column. [No valid job title] appearing in the Job Class Title indicates that the PCN has an invalid class code or invalid range for the class code effective date of this scenario.

**Personal Services Expenditure Detail**  
**Department of Revenue**

**Scenario:** FY2023 Governor (18673)  
**Component:** AHFC Operations (110)  
**RDU:** Alaska Housing Finance Corporation (46)

PCN	Job Class Title	Time Status	Retire Code	Barg Unit	Location	Salary Sched	Range / Step	Comp Months	Split / Count	Annual Salaries	COLA	Premium Pay	Annual Benefits	Total Costs	UGF Amount
04-523X	Senior Area Coordinator	FT	5	--	Anchorage	-A	21P	12.0		115,451	0	0	70,274	185,725	0
04-524X	Front Desk Coordinator	FT	5	--	Anchorage	-A	15I / J	12.0		64,712	0	0	51,582	116,294	0
04-525X	Housing Program Spclst I	PT	5	--	Juneau	-A	12H / I	9.0		38,579	0	0	24,616	63,195	0
04-526X	Summer Hire	NP	N	--	Anchorage	99	0	3.0		7,539	0	0	8,054	15,593	0
04-527X	Summer Hire	NP	N	--	Anchorage	99	0	3.0		7,539	0	0	8,054	15,593	0
04-528X	Summer Hire	NP	N	--	Anchorage	99	0	3.0		7,539	0	0	8,054	15,593	0
04-529X	Summer Hire	NP	N	--	Anchorage	99	0	3.0		7,539	0	0	8,054	15,593	0
04-530X	Summer Hire	NP	N	--	Fairbanks	99	0	3.0		7,539	0	0	8,054	15,593	0
04-531X	Summer Hire	NP	N	--	Juneau	99	0	3.0		7,539	0	0	8,054	15,593	0
04-532X	Summer Hire	NP	N	--	Fairbanks	99	0	3.0		7,539	0	0	8,054	15,593	0
04-533X	Summer Hire	NP	N	--	Bethel	99	0	3.0		7,539	0	0	8,054	15,593	0
04-534X	Summer Hire	NP	N	--	Wrangell	99	0	3.0		7,539	0	0	8,054	15,593	0
04-535X	Maintenance Mechanic	FT	5	-3	Anchorage	-A	00 / P	12.0		82,537	0	0	58,149	140,686	0
04-536X	Management Specialist I	FT	5	--	Anchorage	-A	16B / C	12.0		54,881	0	0	47,960	102,841	0
04-537X	Housing Program Spclst I	FT	5	--	Kenai	-A	12J / K	12.0		55,185	0	0	48,072	103,257	0
04-539X	Laborer	FT	5	-2	Anchorage	-A	0H / I	12.0		53,987	0	0	47,631	101,618	0
04-540X	Laborer	FT	5	-2	Bethel	-K	0D / E	12.0		65,474	0	0	51,863	117,337	0
04-541X	Housing Program Spclst IV	FT	5	--	Juneau	-A	16E / F	12.0		59,395	0	0	49,623	109,018	0
04-542X	Custodian	FT	5	-1	Juneau	-A	0N / O	12.0		51,987	0	0	46,894	98,881	0
04-543X	Housing Program Spclst II	FT	5	--	Anchorage	-A	14B / A	12.0		44,737	0	0	44,223	88,960	0
04-544X	Asset Supervisor I	FT	5	--	Kodiak	-D	16B / C	12.0		59,913	0	0	49,814	109,727	0
04-545X	Financial Analyst II	FT	5	--	Anchorage	-A	20J / K	12.0		95,610	0	0	62,965	158,575	0
04-546X	Mortgage Assistant II	FT	5	--	Anchorage	-A	14R	12.0		74,590	0	0	55,221	129,811	0
04-547X	Gateway Center Administrator	FT	5	--	Anchorage	-A	17C / D	12.0		61,231	0	0	50,300	111,531	0
04-548X	Coordinator, Servicing II	FT	5	--	Anchorage	-A	18C	12.0		63,430	0	0	51,110	114,540	0
04-549X	Outreach Support Technician	FT	5	--	Anchorage	-A	15B / C	12.0		51,289	0	0	46,637	97,926	0
04-550X	Manager, Energy Program	FT	5	--	Anchorage	-A	19B / C	12.0		66,618	0	0	52,284	118,902	0
04-551X	Energy Specialist I	FT	5	--	Anchorage	-A	18C / D	12.0		65,302	0	0	51,799	117,101	0
04-552X	Laborer	PT	5	-2	Anchorage	-A	0D	9.0		34,391	0	0	23,073	57,464	0
04-553X	Officer, Compliance	FT	5	--	Anchorage	-A	23I / J	12.0		113,477	0	0	69,547	183,024	0
04-554X	Officer, Audit	FT	5	--	Anchorage	-A	23Q	12.0		135,197	0	0	77,549	212,746	0
04-555X	Housing Program Spclst II	FT	5	--	Kodiak	-D	14F / G	12.0		59,660	0	0	49,721	109,381	0
04-557X	Housing Program Spclst I	FT	5	--	Anchorage	-A	12F / G	12.0		47,398	0	0	45,204	92,602	0

Note: If a position is split, an asterisk (\*) will appear in the Split/Count column. If the split position is also counted in the component, two asterisks (\*\*) will appear in this column. [No valid job title] appearing in the Job Class Title indicates that the PCN has an invalid class code or invalid range for the class code effective date of this scenario.



**Personal Services Expenditure Detail**  
**Department of Revenue**

**Scenario:** FY2023 Governor (18673)  
**Component:** AHFC Operations (110)  
**RDU:** Alaska Housing Finance Corporation (46)

PCN	Job Class Title	Time Status	Retire Code	Barg Unit	Location	Salary Sched	Range / Step	Comp Months	Split / Count	Annual Salaries	COLA	Premium Pay	Annual Benefits	Total Costs	UGF Amount
	<b>Total Positions</b>		<b>New</b>	<b>Deleted</b>										<b>Total Salary Costs:</b>	26,742,165
														<b>Total COLA:</b>	0
	<b>Full Time Positions:</b>	314	0	0										<b>Total Premium Pay:</b>	0
	<b>Part Time Positions:</b>	22	0	0										<b>Total Benefits:</b>	18,787,930
	<b>Non Permanent Positions:</b>	14	0	0											
	<b>Positions in Component:</b>	350	0	0											
	<b>Total Component Months:</b>	4,005.2												<b>Total Pre-Vacancy:</b>	45,530,095
														<b>Minus Vacancy Adjustment of 5.44%:</b>	(2,477,659)
														<b>Total Post-Vacancy:</b>	43,052,436
														<b>Plus Lump Sum Premium Pay:</b>	0
														<b>Plus Board Honoraria Pay:</b>	19,364
														<b>Personal Services Line 100:</b>	43,071,800

<b>PCN Funding Sources:</b>	<b>Pre-Vacancy</b>	<b>Post-Vacancy</b>	<b>Percent</b>
1002 Federal Receipts	16,852,951	15,935,846	37.01%
1061 Capital Improvement Project Receipts	2,459,835	2,325,975	5.40%
1103 Alaska Housing Finance Corporation Receipts	26,217,309	24,790,614	57.58%
<b>Total PCN Funding:</b>	<b>45,530,095</b>	<b>43,052,436</b>	<b>100.00%</b>

Note: If a position is split, an asterisk (\*) will appear in the Split/Count column. If the split position is also counted in the component, two asterisks (\*\*) will appear in this column. [No valid job title] appearing in the Job Class Title indicates that the PCN has an invalid class code or invalid range for the class code effective date of this scenario.

# Department of Revenue

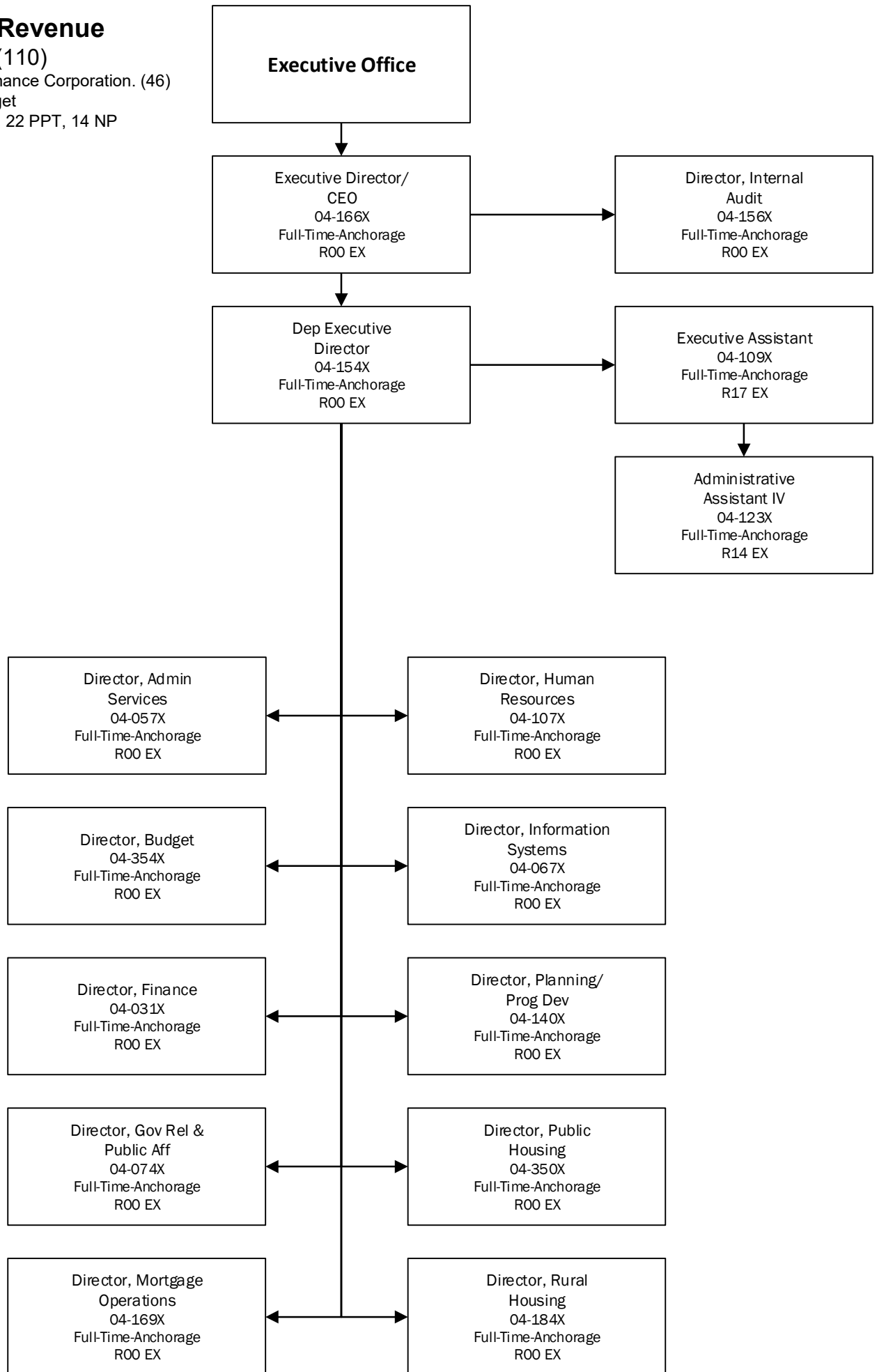
## AHFC Operations (110)

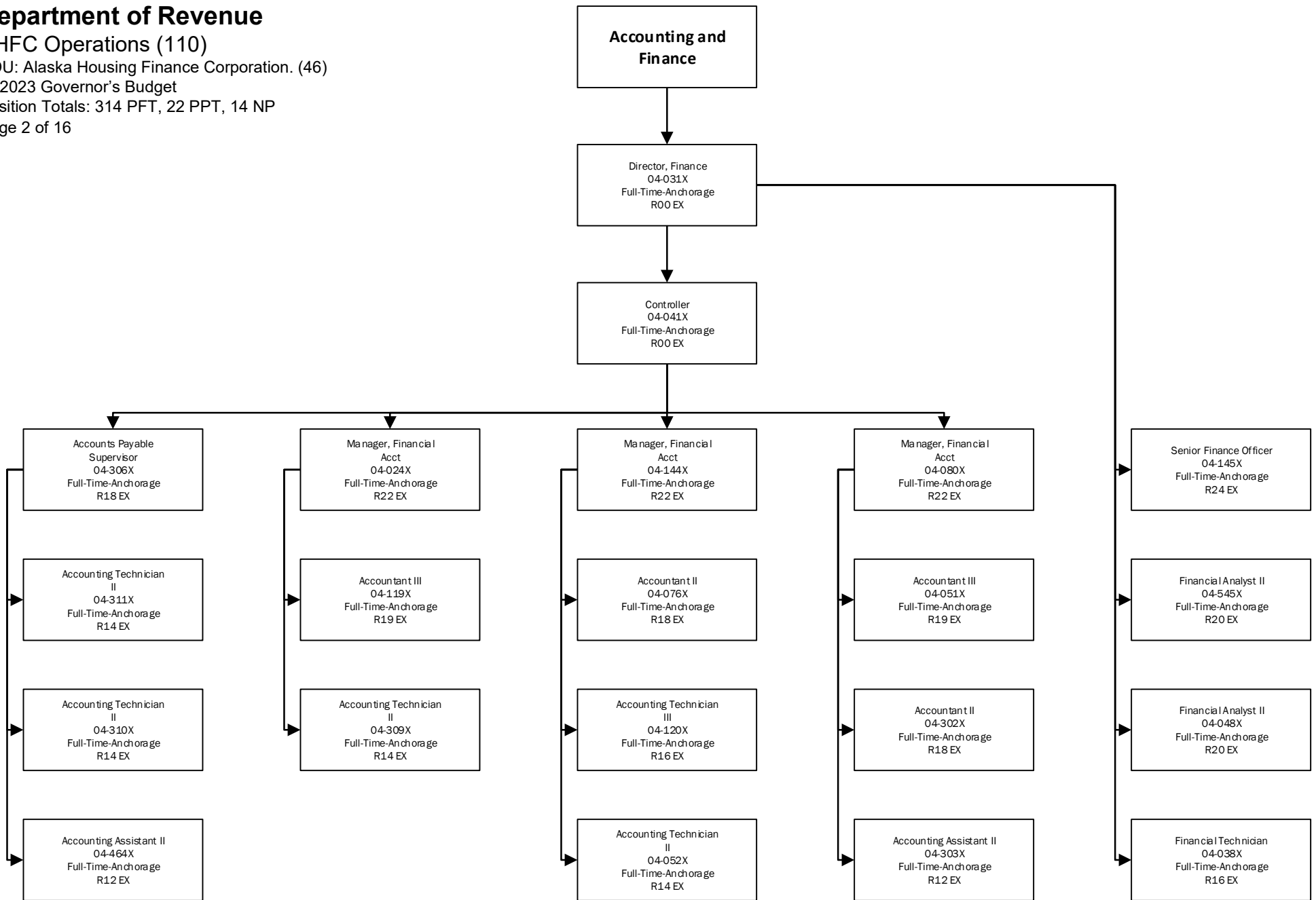
RDU: Alaska Housing Finance Corporation. (46)

FY2023 Governor's Budget

Position Totals: 314 PFT, 22 PPT, 14 NP

Page 1 of 16





# Department of Revenue

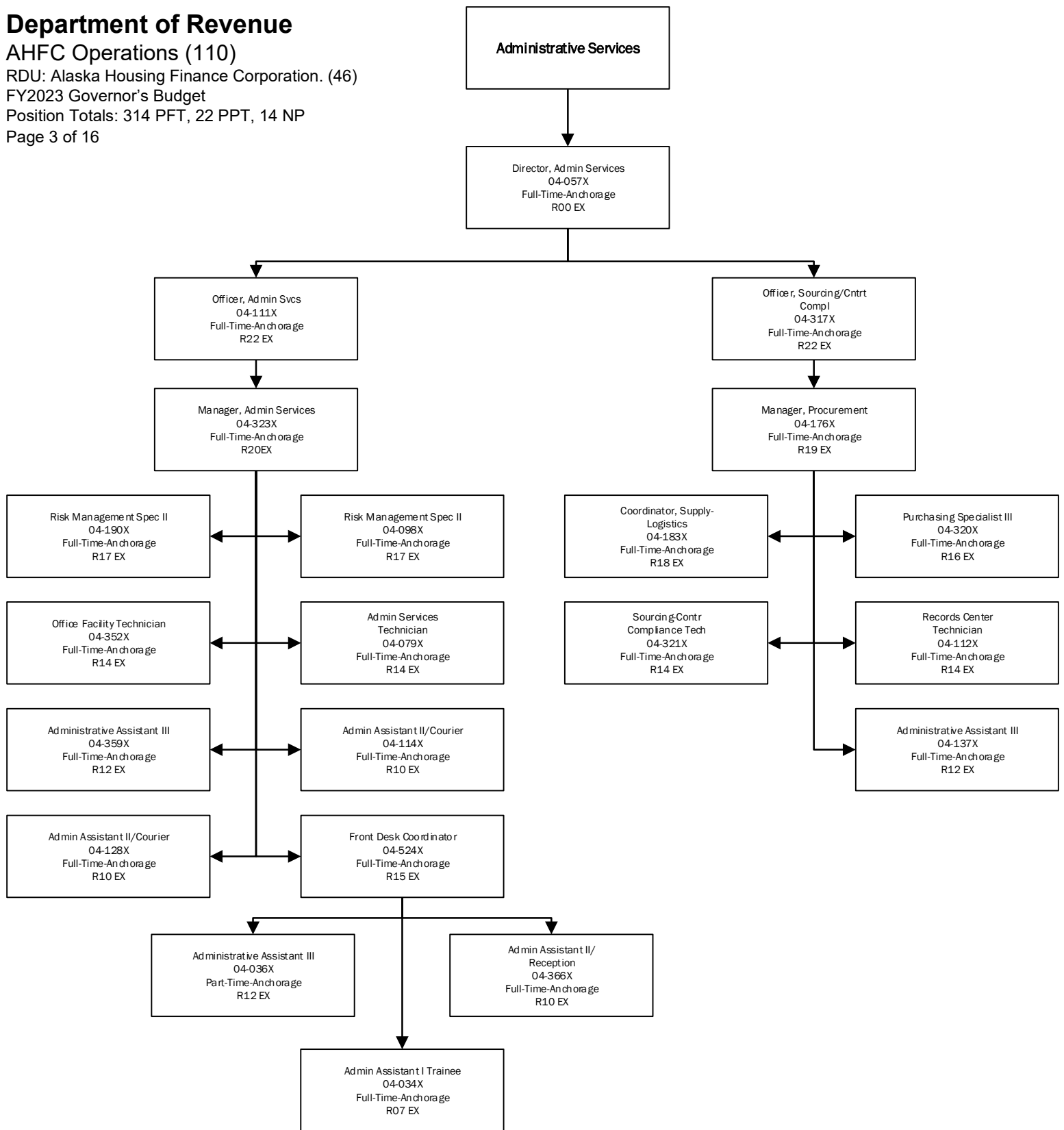
## AHFC Operations (110)

RDU: Alaska Housing Finance Corporation. (46)

FY2023 Governor's Budget

Position Totals: 314 PFT, 22 PPT, 14 NP

Page 3 of 16



# Department of Revenue

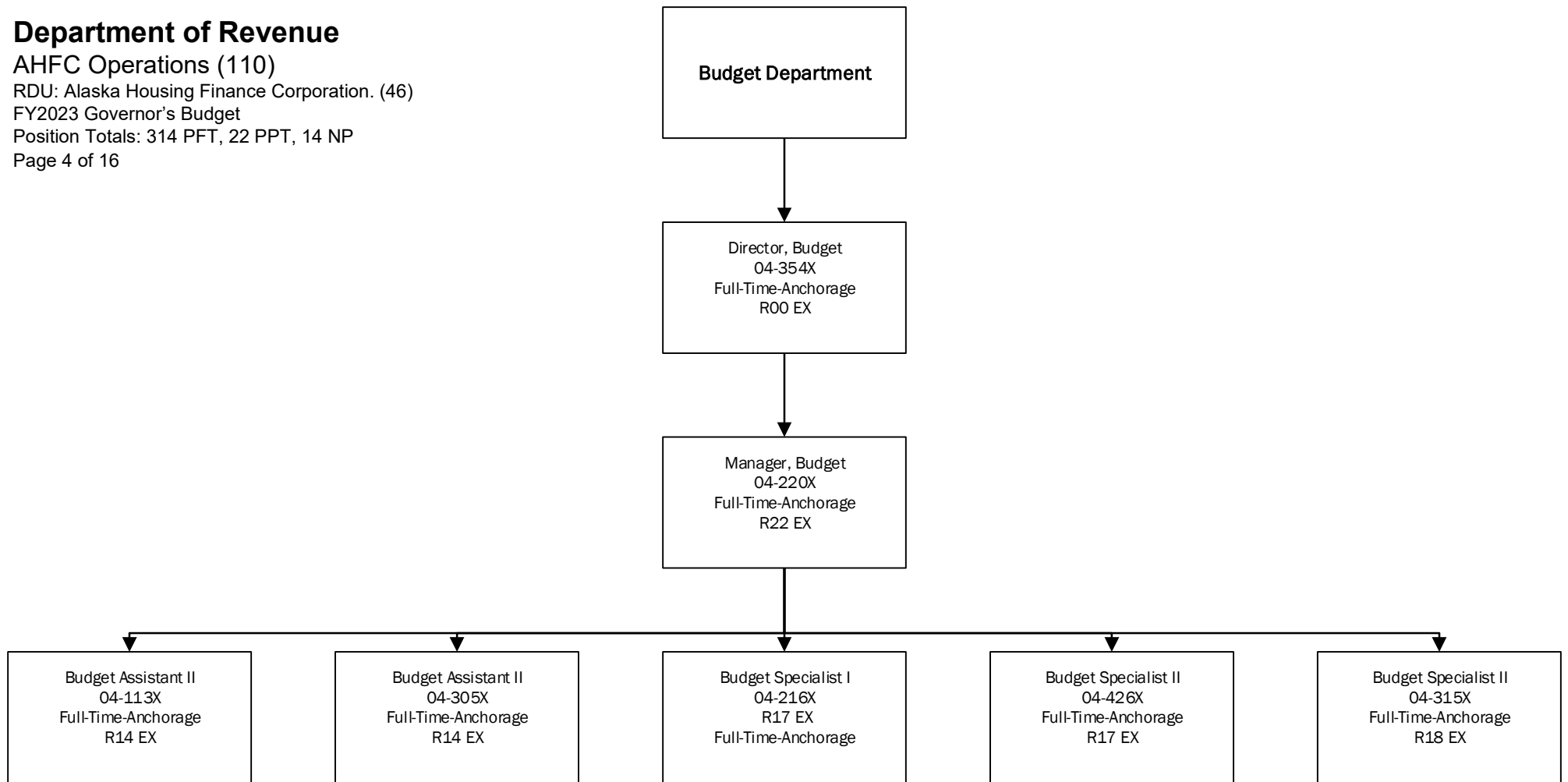
## AHFC Operations (110)

RDU: Alaska Housing Finance Corporation. (46)

FY2023 Governor's Budget

Position Totals: 314 PFT, 22 PPT, 14 NP

Page 4 of 16



# Department of Revenue

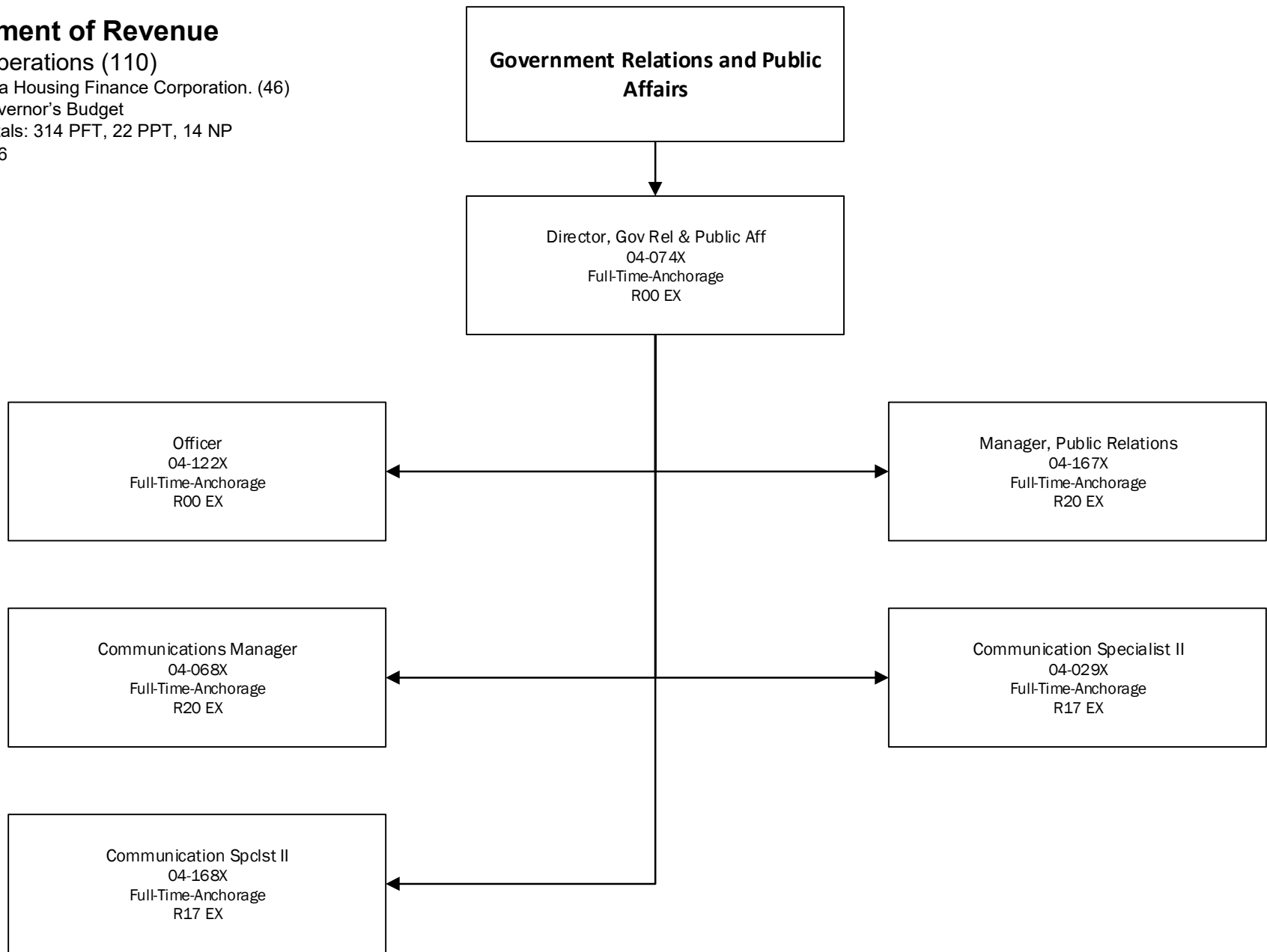
## AHFC Operations (110)

RDU: Alaska Housing Finance Corporation. (46)

FY2023 Governor's Budget

Position Totals: 314 PFT, 22 PPT, 14 NP

Page 5 of 16



# Department of Revenue

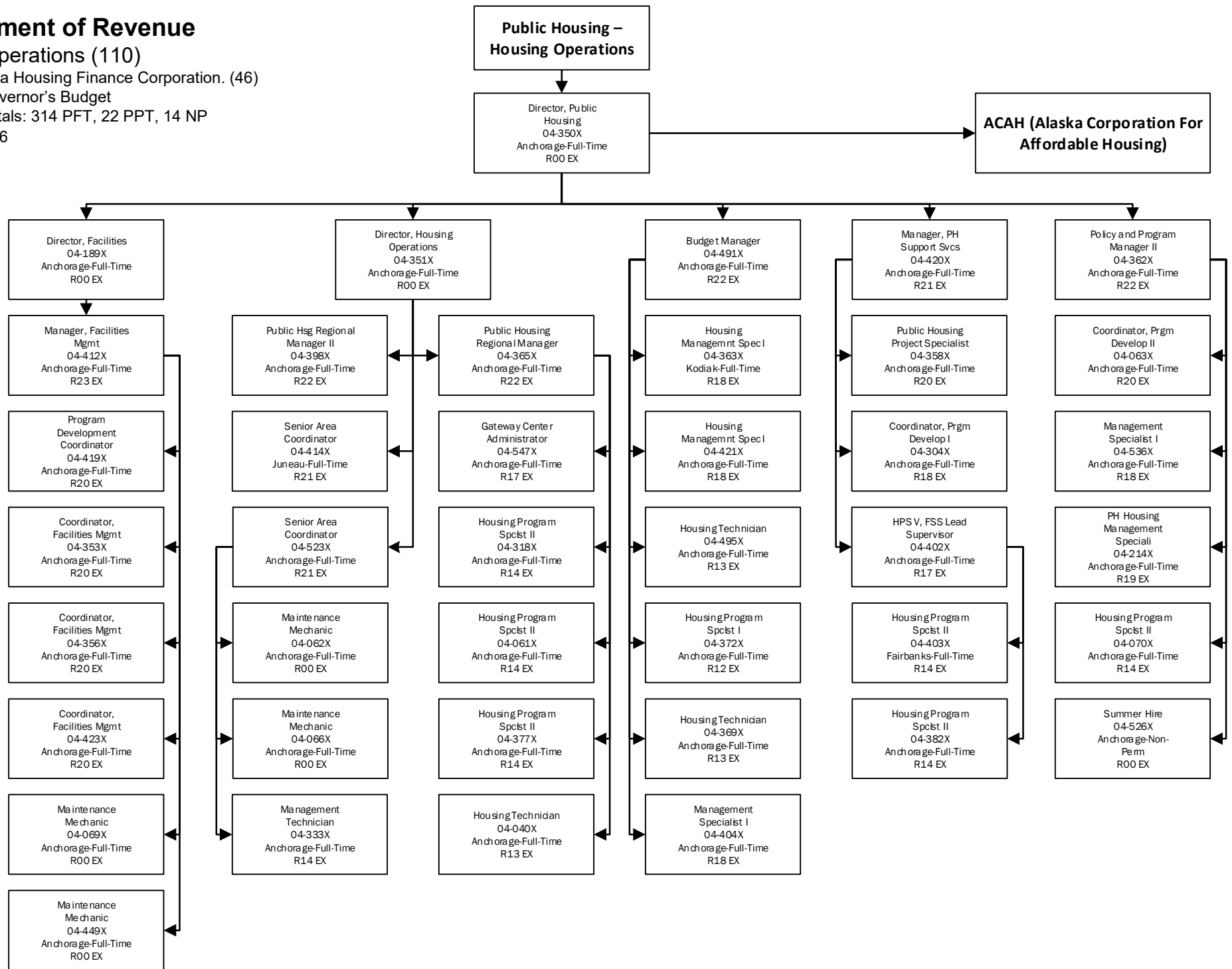
## AHFC Operations (110)

RDU: Alaska Housing Finance Corporation. (46)

FY2023 Governor's Budget

Position Totals: 314 PFT, 22 PPT, 14 NP

Page 6 of 16



# Department of Revenue

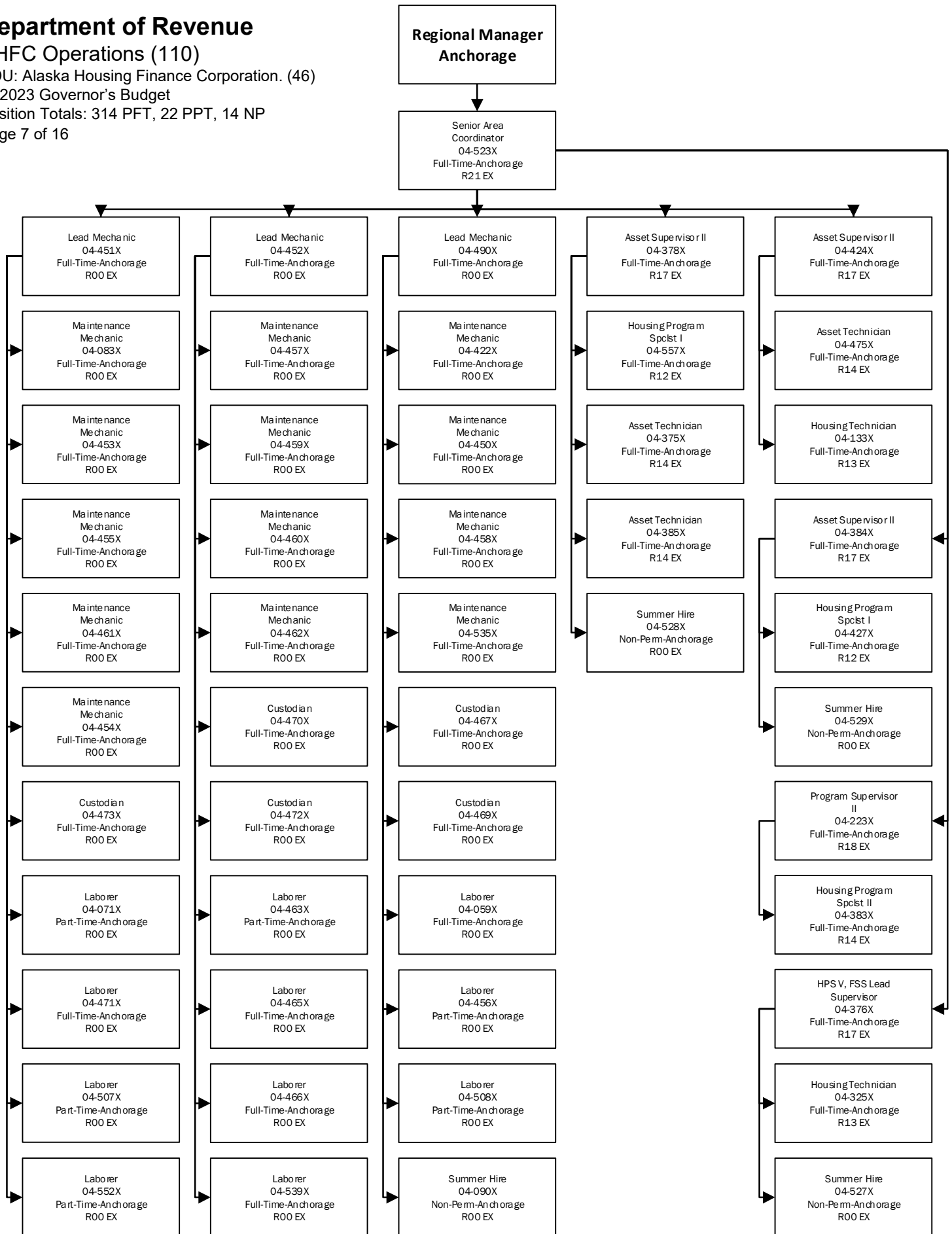
## AHFC Operations (110)

RDU: Alaska Housing Finance Corporation. (46)

FY2023 Governor's Budget

Position Totals: 314 PFT, 22 PPT, 14 NP

Page 7 of 16





# Department of Revenue

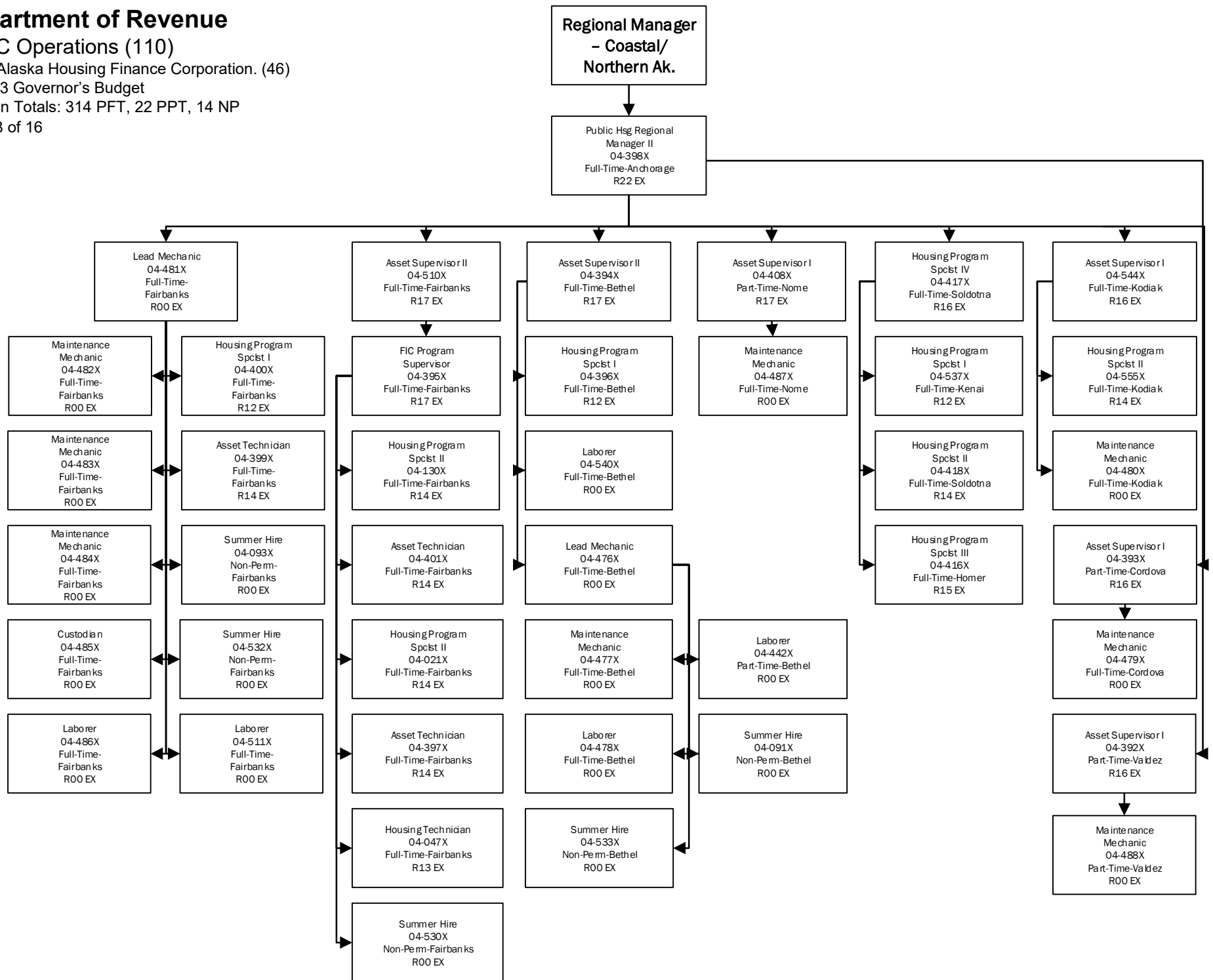
## AHFC Operations (110)

RDU: Alaska Housing Finance Corporation. (46)

FY2023 Governor's Budget

Position Totals: 314 PFT, 22 PPT, 14 NP

Page 8 of 16



# Department of Revenue

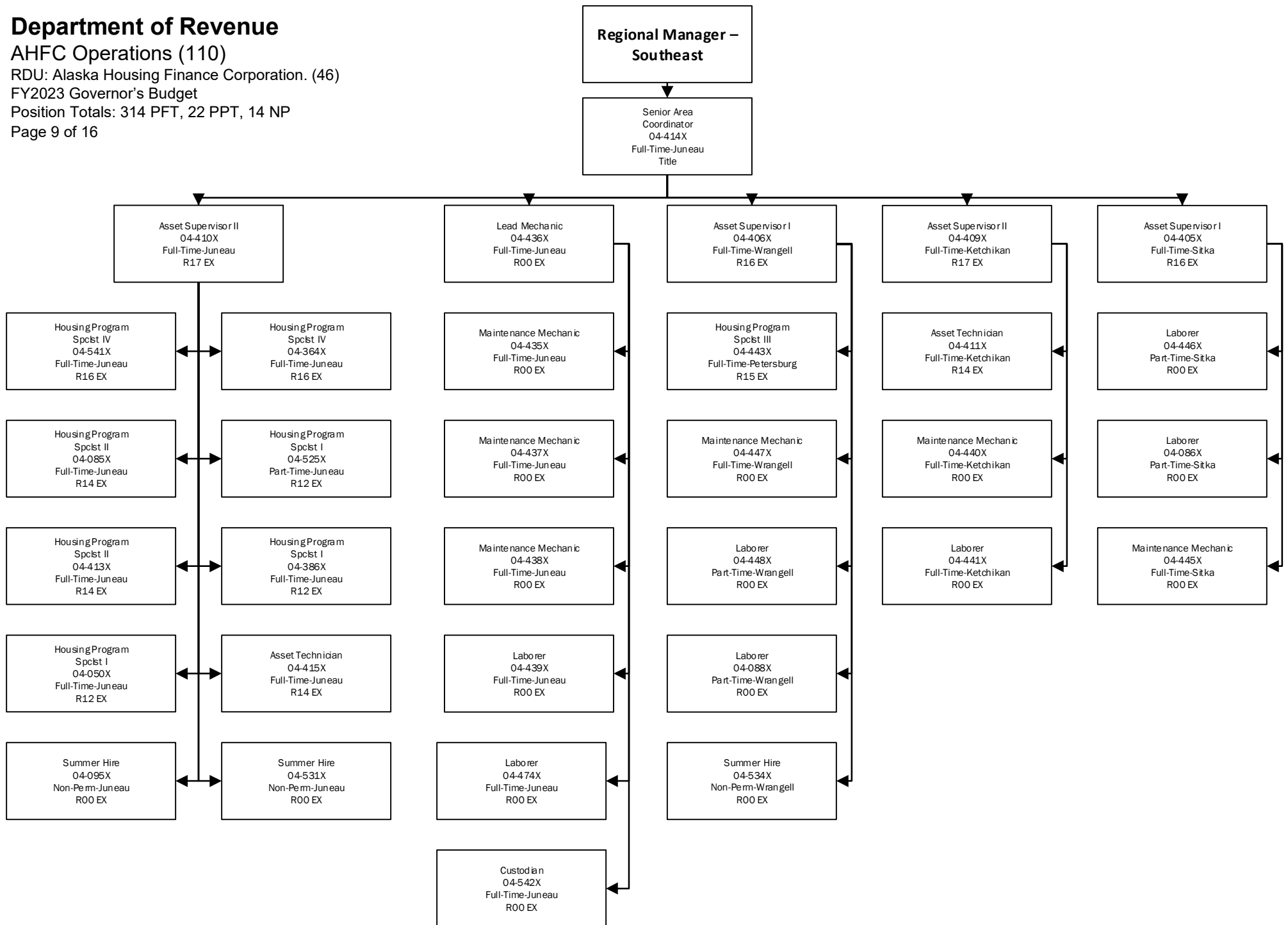
## AHFC Operations (110)

RDU: Alaska Housing Finance Corporation. (46)

FY2023 Governor's Budget

Position Totals: 314 PFT, 22 PPT, 14 NP

Page 9 of 16



# Department of Revenue

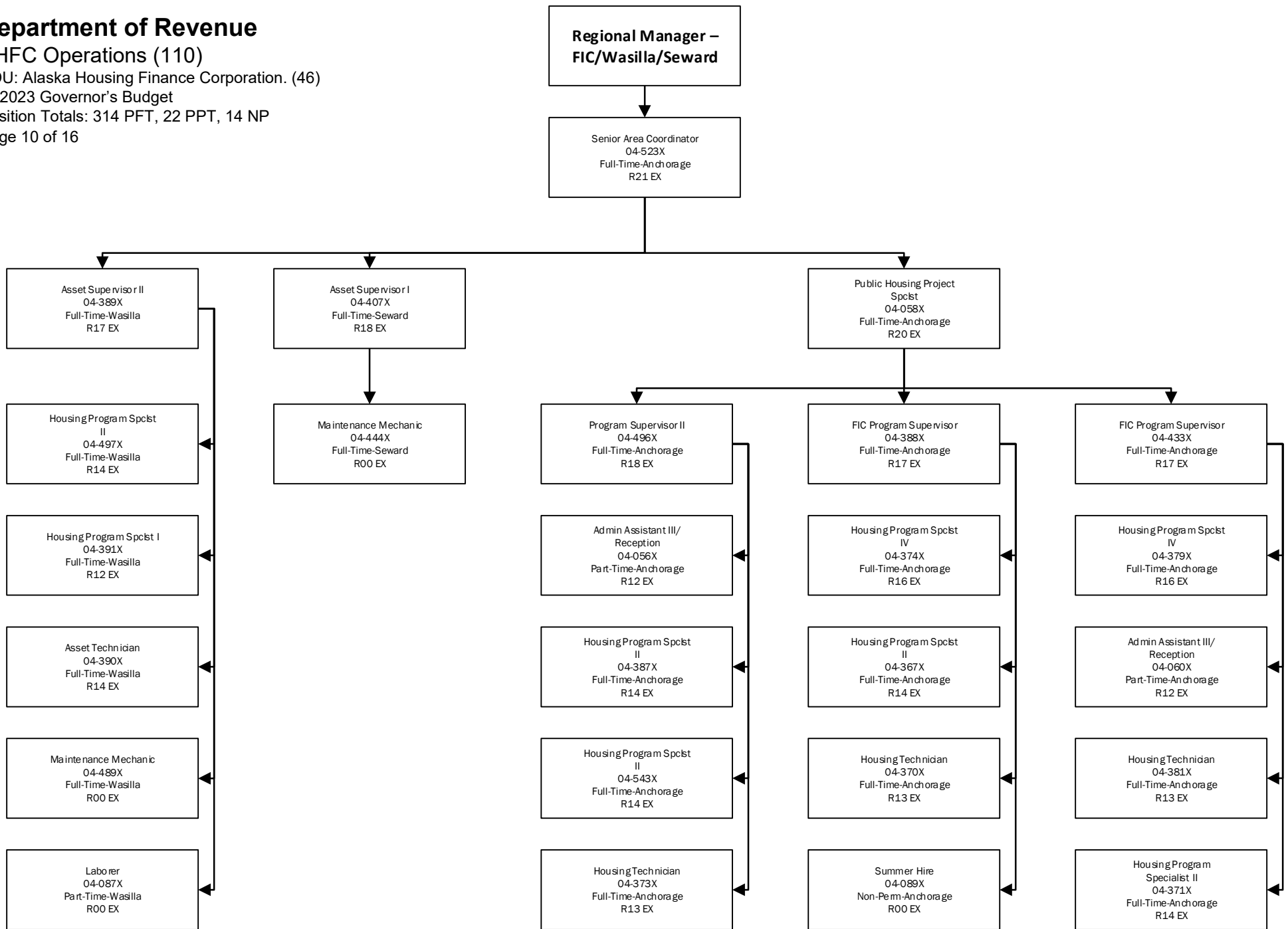
## AHFC Operations (110)

RDU: Alaska Housing Finance Corporation. (46)

FY2023 Governor's Budget

Position Totals: 314 PFT, 22 PPT, 14 NP

Page 10 of 16



# Department of Revenue

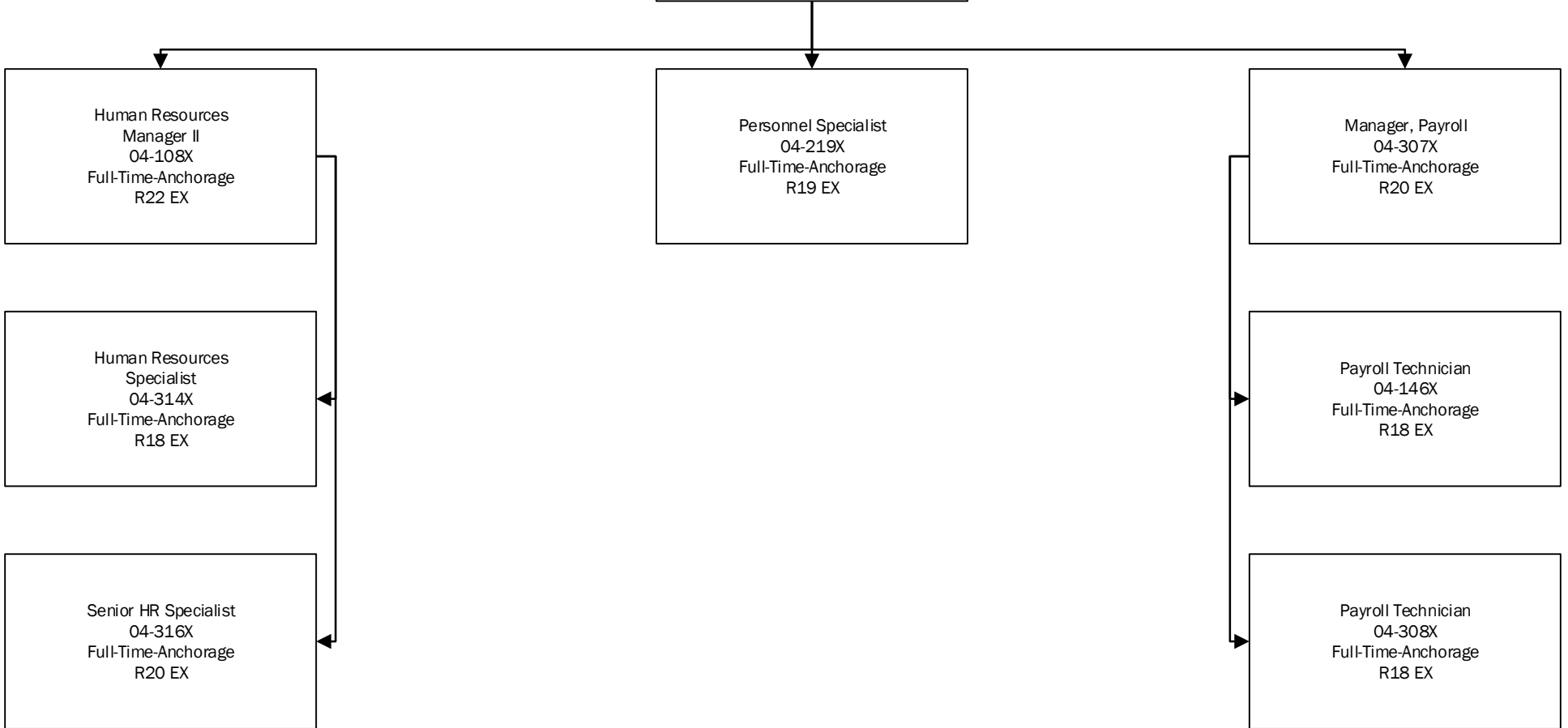
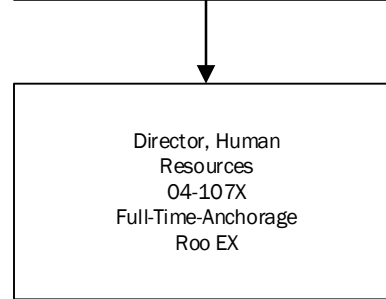
## AHFC Operations (110)

RDU: Alaska Housing Finance Corporation. (46)

FY2023 Governor's Budget

Position Totals: 314 PFT, 22 PPT, 14 NP

Page 11 of 16



# Department of Revenue

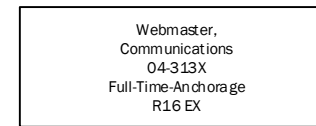
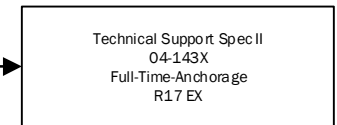
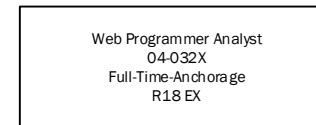
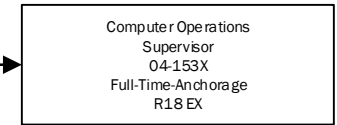
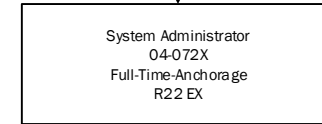
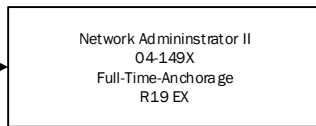
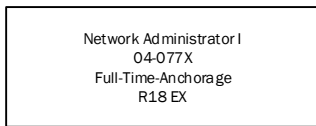
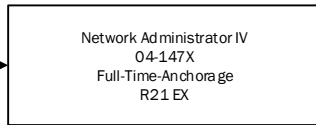
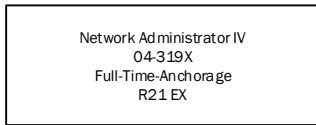
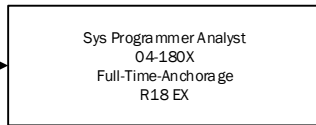
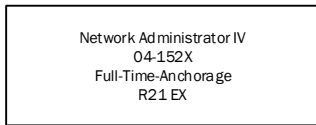
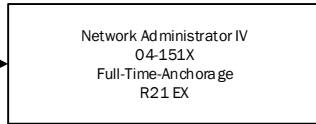
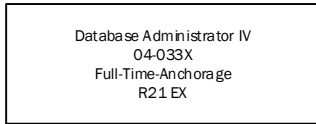
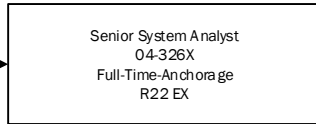
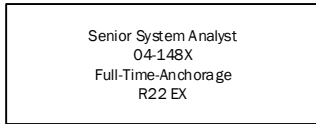
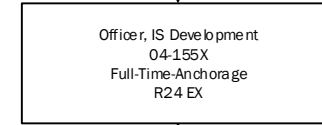
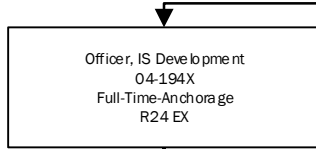
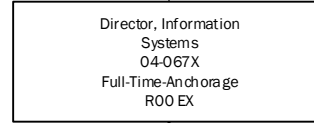
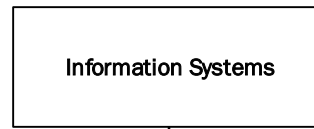
## AHFC Operations (110)

RDU: Alaska Housing Finance Corporation. (46)

FY2023 Governor's Budget

Position Totals: 314 PFT, 22 PPT, 14 NP

Page 12 of 16



# Department of Revenue

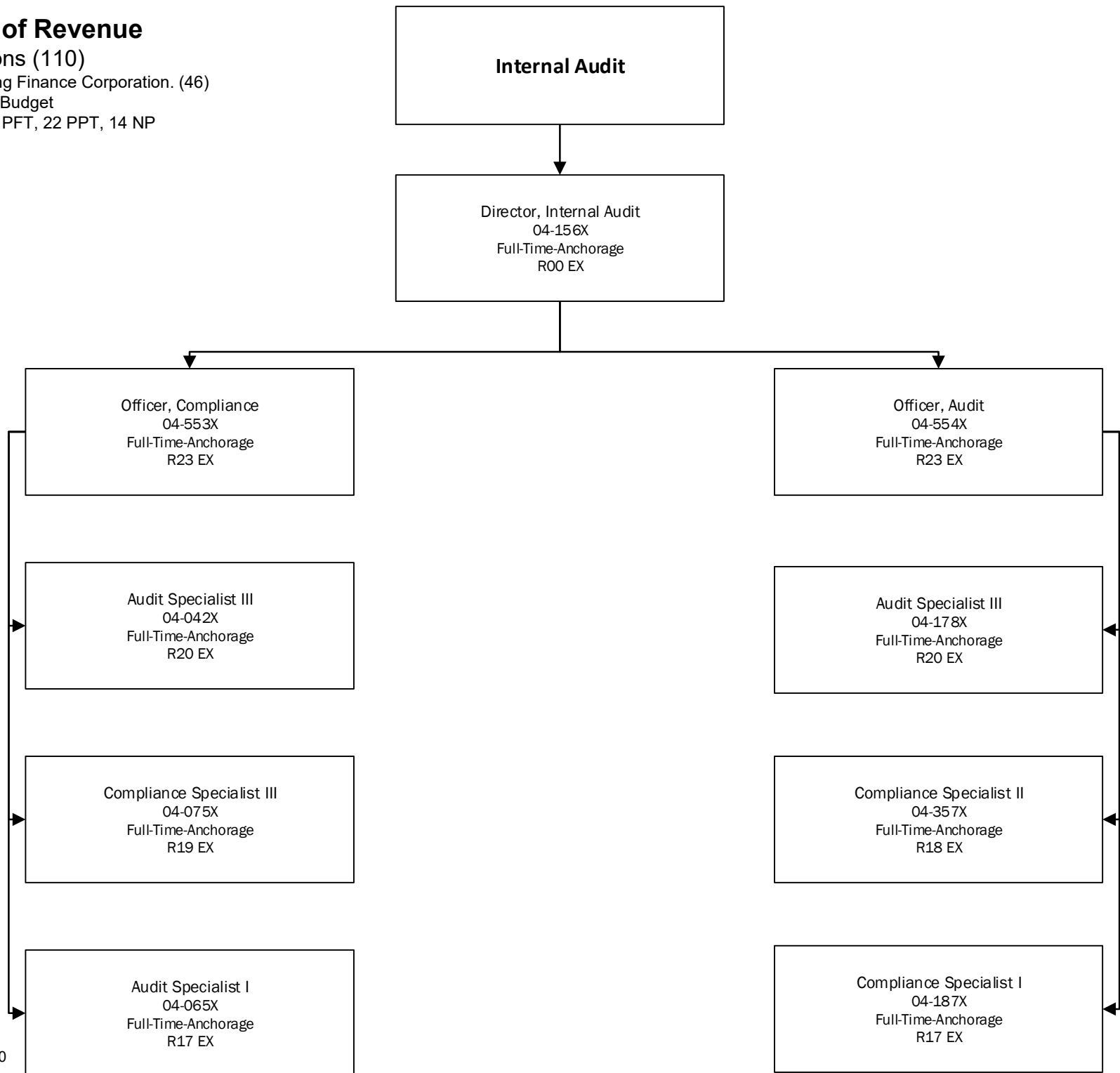
## AHFC Operations (110)

RDU: Alaska Housing Finance Corporation. (46)

FY2023 Governor's Budget

Position Totals: 314 PFT, 22 PPT, 14 NP

Page 13 of 16



# Department of Revenue

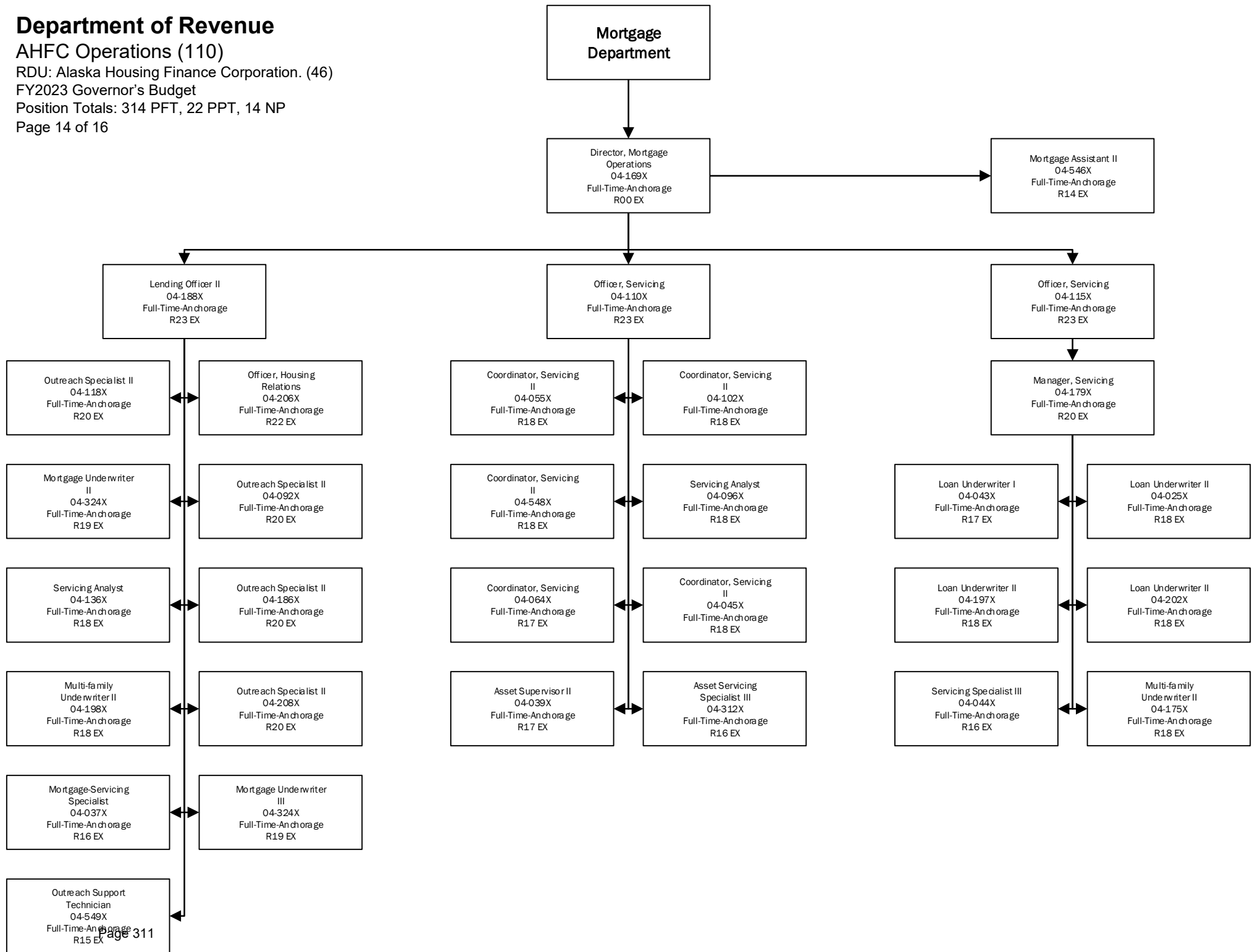
## AHFC Operations (110)

RDU: Alaska Housing Finance Corporation. (46)

FY2023 Governor's Budget

Position Totals: 314 PFT, 22 PPT, 14 NP

Page 14 of 16



# Department of Revenue

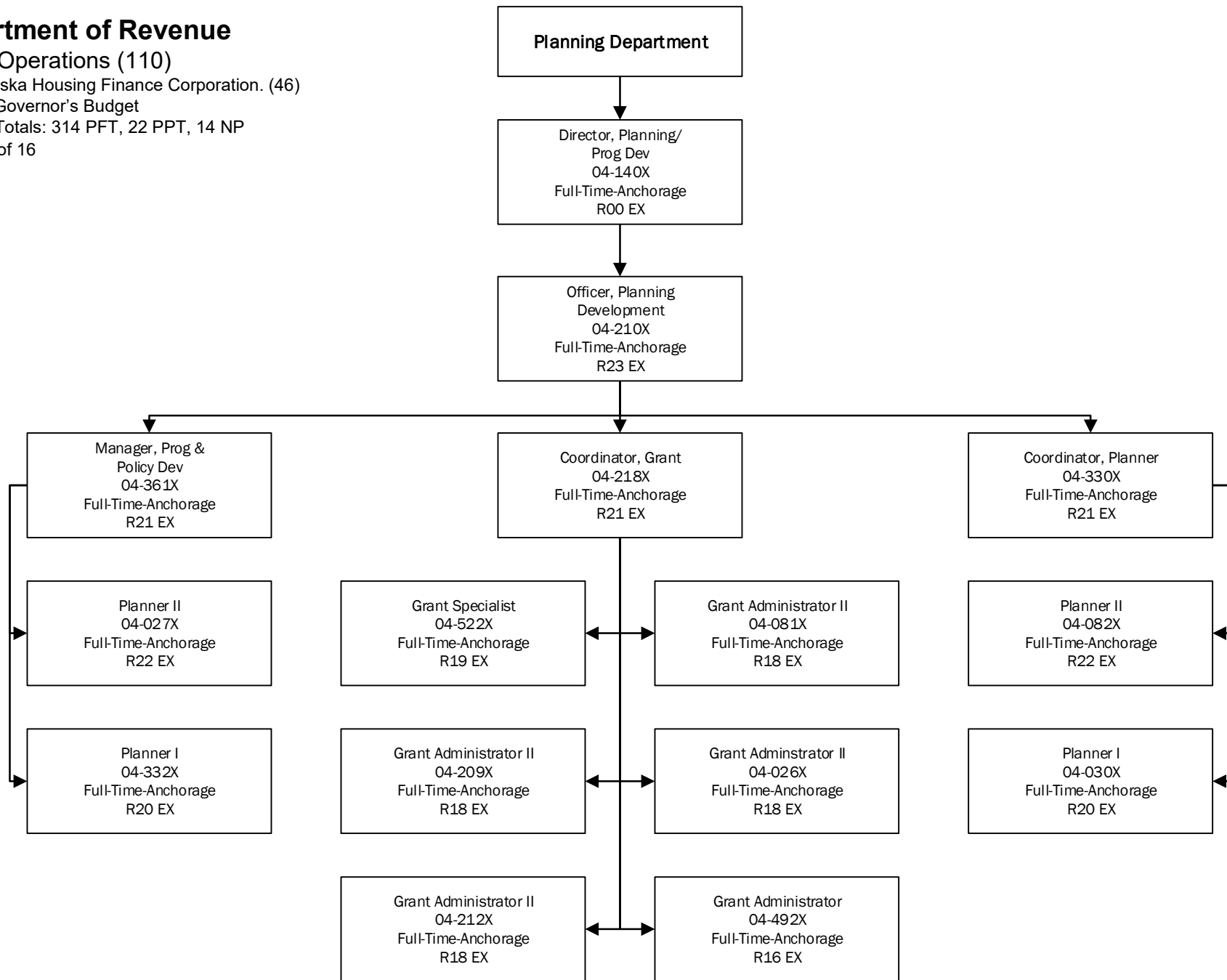
## AHFC Operations (110)

RDU: Alaska Housing Finance Corporation. (46)

FY2023 Governor's Budget

Position Totals: 314 PFT, 22 PPT, 14 NP

Page 15 of 16





# Department of Revenue

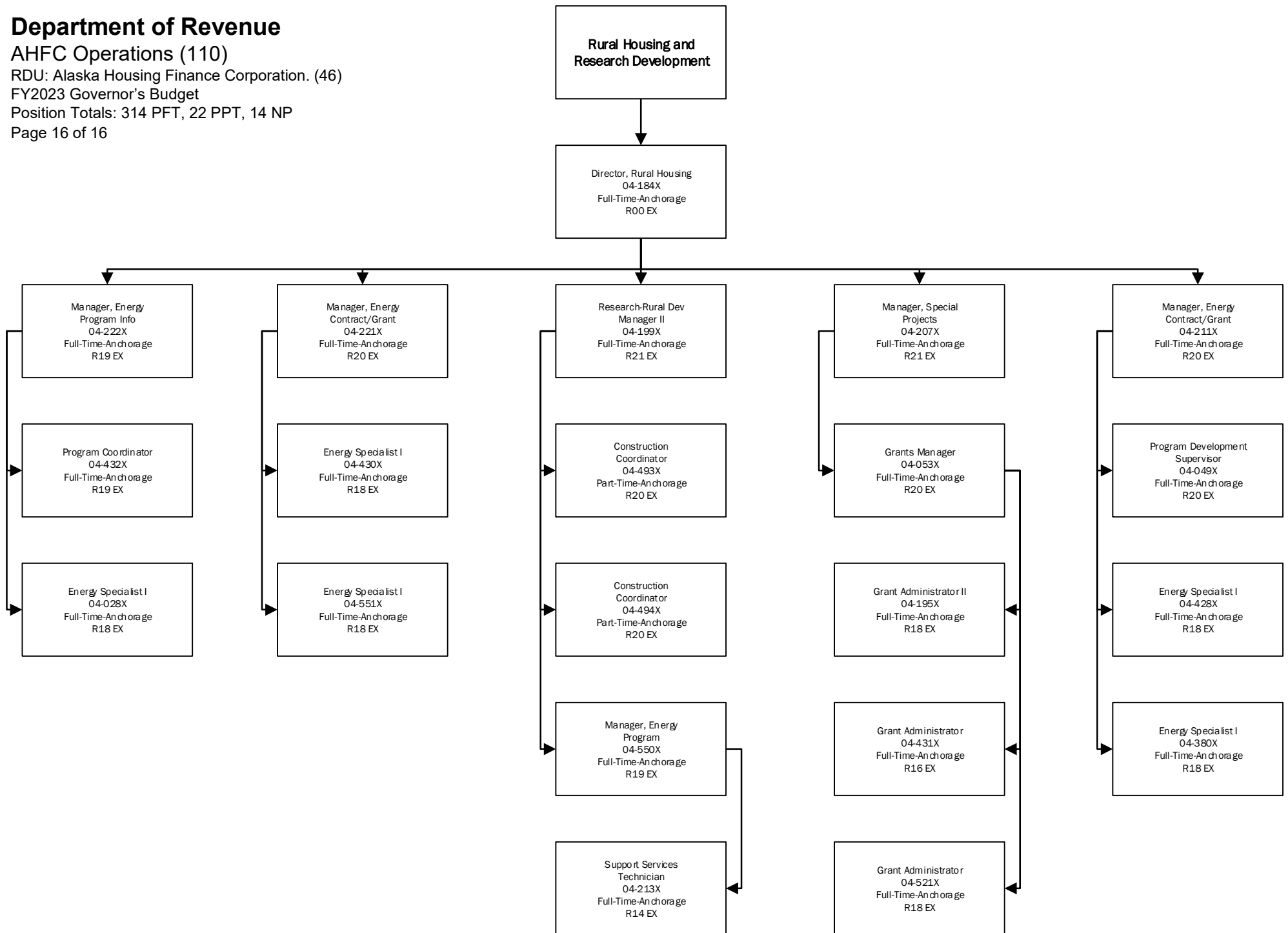
## AHFC Operations (110)

RDU: Alaska Housing Finance Corporation. (46)

FY2023 Governor's Budget

Position Totals: 314 PFT, 22 PPT, 14 NP

Page 16 of 16



# **State of Alaska FY2023 Governor's Operating Budget**

## **Department of Revenue Alaska Corporation for Affordable Housing Component Budget Summary**

**Component: Alaska Corporation for Affordable Housing****Contribution to Department's Mission**

The Alaska Corporation for Affordable Housing (ACAH) is a non-profit subsidiary of the Alaska Housing Finance Corporation (AHFC). ACAH is a separate and distinct legal entity from AHFC formed to develop, manage, and operate affordable housing. AHFC's statutes do not provide AHFC with the ability to participate in some financing and ownership structures; therefore, ACAH is positioned to undertake the types of affordable housing and services not open to AHFC directly but which support the mission of providing affordable housing and services to individuals and groups in need. Properties developed or operated through ACAH are positioned to leverage private sector resources. Examples include usage of the Low Income Housing Tax Credit (LIHTC) program, accessing tax-exempt bond financing, debt financing, and partnering with private sector developers. Additionally, developments can be structured with greater flexibility and less restrictive revenue sources such as grant and private foundation funding, lease and soft loan payments, development fees, etc.

**Major Component Accomplishments in 2021**

- ACAH currently holds the ground lease on the Loussac Place (120 unit) project, as well as several other properties statewide.
- ACAH has developed two projects: Susitna Square (18 units) and Ridgeline Terrace (70 units).
- ACAH has operated its housing development projects with positive cash flow over the last four years.

**Key Component Challenges**

- Using a broad scope of fiscal options to implement optimal financing solutions.
- Leveraging the best combination of resources to expand housing opportunities for Alaskans.
- Performing housing development with multiple layers of funding in collaboration with multiple private and public entities.
- Managing projects effectively to ensure ongoing cash flow necessary for operations.

**Significant Changes in Results to be Delivered in FY2023**

No changes in results to be delivered.

**Statutory and Regulatory Authority**

In May 2011, HB119 was signed into law amending AS 18.56.086 to include “the acquisition, development, management, or operation of affordable housing” to the category of activities for which AHFC could create a subsidiary corporation. ACAH is organized as a 501(c)(3) tax-exempt organization under the IRS Code. ACAH is a corporation incorporated under the Alaska Nonprofit Corporation Act (AS 10.20) and provisions of the Alaska Housing Finance Corporation Act (AS 18.56). ACAH is required to operate in accordance with Alaska Statute (AS) 10.20, IRS 501(c)(3) charity compliance, the ACAH Articles of Incorporation, and ACAH Bylaws.

ACAH is a separate corporate entity with the power to adopt its own regulations if the need exists. As a subsidiary, AHFC has the ability to grant to ACAH all powers vested in AHFC. As such, ACAH has been granted the power to borrow money and issue bonds as evidence of that borrowing, and, as granted by AHFC under AS 18.56, shall have all powers of a corporation formed under AS 10.20 to the extent not in conflict with AS 18.56, and shall have generally all powers as possessed by AHFC through AS 18.56, such as the power to: include pledges with respect to bonds and bondholders; to acquire property by purchase, grant, lease, gift, or otherwise; to hold, use, sell, convey,

mortgage, pledge, exchange, or otherwise dispose of ACAH's assets; to issue and sell bonds, notes, or other obligations; to retain or employ legal counsel, auditors, engineers and private consultants on a contract basis; to comply with and enforce its agreements with the holders of the obligations.

Contact Information
<p><b>Contact:</b> James Wiedle, AHFC Budget Director <b>Phone:</b> (907) 330-8359 <b>E-mail:</b> <a href="mailto:jwiedle@ahfc.us">jwiedle@ahfc.us</a></p>

Alaska Corporation for Affordable Housing Personal Services Information				
Authorized Positions			Personal Services Costs	
	<u>FY2022</u> <u>Management</u> <u>Plan</u>	<u>FY2023</u> <u>Governor</u>		
Full-time	2	2	Annual Salaries	164,320
Part-time	0	0	Premium Pay	0
Nonpermanent	0	0	Annual Benefits	120,604
			<i>Less 0.00% Vacancy Factor</i>	(0)
			Lump Sum Premium Pay	0
<b>Totals</b>	<b>2</b>	<b>2</b>	<b>Total Personal Services</b>	<b>284,924</b>

Position Classification Summary					
Job Class Title	Anchorage	Fairbanks	Juneau	Others	Total
Manager, System Operations	1	0	0	0	1
Technical Support Spec II	1	0	0	0	1
<b>Totals</b>	<b>2</b>	<b>0</b>	<b>0</b>	<b>0</b>	<b>2</b>

**Component Detail All Funds**  
**Department of Revenue**

**Component:** Alaska Corporation for Affordable Housing (3048)  
**RDU:** Alaska Housing Finance Corporation (46)

Non-Formula Component

	FY2021 Actuals	FY2022 Conference Committee	FY2022 Authorized	FY2022 Management Plan	FY2023 Governor	FY2022 Management Plan vs FY2023 Governor	
71000 Personal Services	269.1	298.5	298.5	299.2	284.9	-14.3	-4.8%
72000 Travel	0.7	24.8	24.8	24.8	24.8	0.0	0.0%
73000 Services	104.6	129.7	129.7	139.0	139.5	0.5	0.4%
74000 Commodities	0.0	24.8	24.8	14.8	14.8	0.0	0.0%
75000 Capital Outlay	0.0	15.0	15.0	15.0	15.0	0.0	0.0%
77000 Grants, Benefits	0.0	0.0	0.0	0.0	0.0	0.0	0.0%
78000 Miscellaneous	0.0	0.0	0.0	0.0	0.0	0.0	0.0%
<b>Totals</b>	<b>374.4</b>	<b>492.8</b>	<b>492.8</b>	<b>492.8</b>	<b>479.0</b>	<b>-13.8</b>	<b>-2.8%</b>
<b>Fund Sources:</b>							
1002 Fed Rcpts (Fed)	217.9	312.1	312.1	312.1	306.9	-5.2	-1.7%
1061 CIP Rcpts (Other)	156.5	180.7	180.7	180.7	172.1	-8.6	-4.8%
<b>Unrestricted General (UGF)</b>	<b>0.0</b>	<b>0.0</b>	<b>0.0</b>	<b>0.0</b>	<b>0.0</b>	<b>0.0</b>	<b>0.0%</b>
<b>Designated General (DGF)</b>	<b>0.0</b>	<b>0.0</b>	<b>0.0</b>	<b>0.0</b>	<b>0.0</b>	<b>0.0</b>	<b>0.0%</b>
<b>Other Funds</b>	<b>156.5</b>	<b>180.7</b>	<b>180.7</b>	<b>180.7</b>	<b>172.1</b>	<b>-8.6</b>	<b>-4.8%</b>
<b>Federal Funds</b>	<b>217.9</b>	<b>312.1</b>	<b>312.1</b>	<b>312.1</b>	<b>306.9</b>	<b>-5.2</b>	<b>-1.7%</b>
<b>Positions:</b>							
Permanent Full Time	2	2	2	2	2	0	0.0%
Permanent Part Time	0	0	0	0	0	0	0.0%
Non Permanent	0	0	0	0	0	0	0.0%

**Change Record Detail - Multiple Scenarios with Descriptions**  
**Department of Revenue**

**Component:** Alaska Corporation for Affordable Housing (3048)  
**RDU:** Alaska Housing Finance Corporation (46)

Scenario/Change Record Title	Trans Type	Totals	Personal Services	Travel	Services	Commodities	Capital Outlay	Grants, Benefits	Miscellaneous	Positions		NP
										PFT	PPT	
***** Changes From FY2022 Conference Committee To FY2022 Authorized *****												
<b>FY2022 Conference Committee</b>	ConfCom	492.8	298.5	24.8	129.7	24.8	15.0	0.0	0.0	2	0	0
1002 Fed Rcpts		312.1										
1061 CIP Rcpts		180.7										
<b>Subtotal</b>		<b>492.8</b>	<b>298.5</b>	<b>24.8</b>	<b>129.7</b>	<b>24.8</b>	<b>15.0</b>	<b>0.0</b>	<b>0.0</b>	<b>2</b>	<b>0</b>	<b>0</b>
***** Changes From FY2022 Authorized To FY2022 Management Plan *****												
<b>Align Authority with Anticipated Expenditures</b>	LIT	0.0	0.7	0.0	9.3	-10.0	0.0	0.0	0.0	0	0	0
Transfer authority from commodities to personal services and services for anticipated expenditures. The remaining commodities authority is sufficient to cover anticipated expenditures.												
<b>Subtotal</b>		<b>492.8</b>	<b>299.2</b>	<b>24.8</b>	<b>139.0</b>	<b>14.8</b>	<b>15.0</b>	<b>0.0</b>	<b>0.0</b>	<b>2</b>	<b>0</b>	<b>0</b>
***** Changes From FY2022 Management Plan To FY2023 Governor *****												
<b>FY2023 AHFC Salary and Health Insurance Changes</b>	SalAdj	-0.2	-0.2	0.0	0.0	0.0	0.0	0.0	0.0	0	0	0
1002 Fed Rcpts		-0.1										
1061 CIP Rcpts		-0.1										
FY2023 Change AHFC Unique Rate from 7.83% to 7.26%: \$-0.2												
<b>Reverse FY2022 PERS Actuarial Rate Change to 30.11%</b>	Dec	-13.6	-13.6	0.0	0.0	0.0	0.0	0.0	0.0	0	0	0
1002 Fed Rcpts		-5.1										
1061 CIP Rcpts		-8.5										
The Alaska Housing Finance Corporation (AHFC) is a separate corporation and does not participate in the increased PERS rate as a result of the passing of SB55. AHFC's PERS rate remains at 22%.												
<b>Align Authority with Anticipated Expenditures</b>	LIT	0.0	-0.5	0.0	0.5	0.0	0.0	0.0	0.0	0	0	0
Transfer authority from personal services to services for anticipated expenditures. The remaining personal services authority is sufficient to cover anticipated expenditures.												
<b>Totals</b>		<b>479.0</b>	<b>284.9</b>	<b>24.8</b>	<b>139.5</b>	<b>14.8</b>	<b>15.0</b>	<b>0.0</b>	<b>0.0</b>	<b>2</b>	<b>0</b>	<b>0</b>

**Line Item Detail (1676)**  
**Department of Revenue**  
**Travel**

**Component:** Alaska Corporation for Affordable Housing (3048)

<b>Line Number</b>	<b>Line Name</b>		<b>FY2021 Actuals</b>	<b>FY2022 Management Plan</b>	<b>FY2023 Governor</b>
2000	Travel		0.7	24.8	24.8
<b>Object Class</b>	<b>Servicing Agency</b>	<b>Explanation</b>	<b>FY2021 Actuals</b>	<b>FY2022 Management Plan</b>	<b>FY2023 Governor</b>
<b>2000 Travel Detail Totals</b>			<b>0.7</b>	<b>24.8</b>	<b>24.8</b>
2000	In-State Employee Travel	Airfare, lodging, surface transportation, reimbursable travel costs, meals and incidentals	0.7	14.8	14.8
2002	Out of State Employee Travel	Airfare, lodging, surface transportation, reimbursable travel costs, meals and incidentals	0.0	10.0	10.0



**Line Item Detail (1676)**  
**Department of Revenue**  
**Services**

**Component:** Alaska Corporation for Affordable Housing (3048)

<b>Line Number</b>	<b>Line Name</b>		<b>FY2021 Actuals</b>	<b>FY2022 Management Plan</b>	<b>FY2023 Governor</b>
3000	Services		104.6	139.0	139.5
<b>Object Class</b>	<b>Servicing Agency</b>	<b>Explanation</b>	<b>FY2021 Actuals</b>	<b>FY2022 Management Plan</b>	<b>FY2023 Governor</b>
<b>3000 Services Detail Totals</b>			<b>104.6</b>	<b>139.0</b>	<b>139.5</b>
3001	Financial Services	Accounting, auditing, and management/consulting services	11.7	0.0	0.0
3008	Utilities	Utilities	1.0	7.6	6.6
3009	Structure/Infrastructure/Land	Infrastructure maintenance and repairs, rentals, and leases	5.3	0.0	0.0
3011	Other Services	Professional management and consulting services; printing and copying services	82.4	131.4	132.9
3024	Inter-Agency Legal	Law - Department-wide Legal services provided by the Department of Law	4.2	0.0	0.0

**Line Item Detail (1676)**  
**Department of Revenue**  
**Commodities**

**Component:** Alaska Corporation for Affordable Housing (3048)

<b>Line Number</b>	<b>Line Name</b>		<b>FY2021 Actuals</b>	<b>FY2022 Management Plan</b>	<b>FY2023 Governor</b>
4000	Commodities		0.0	14.8	14.8
<b>Object Class</b>	<b>Servicing Agency</b>	<b>Explanation</b>	<b>FY2021 Actuals</b>	<b>FY2022 Management Plan</b>	<b>FY2023 Governor</b>
		<b>4000 Commodities Detail Totals</b>	<b>0.0</b>	<b>14.8</b>	<b>14.8</b>
4000	Business	Business supplies including book and educational equipment and furniture; office supplies; desktop computers, printers and IT equipment less than \$5,000 per item; and subscriptions including electronic access to information	0.0	14.8	14.8

**Line Item Detail (1676)**  
**Department of Revenue**  
**Capital Outlay**

**Component:** Alaska Corporation for Affordable Housing (3048)

<b>Line Number</b>	<b>Line Name</b>		<b>FY2021 Actuals</b>	<b>FY2022 Management Plan</b>	<b>FY2023 Governor</b>
5000	Capital Outlay		0.0	15.0	15.0
<b>Object Class</b>	<b>Servicing Agency</b>	<b>Explanation</b>	<b>FY2021 Actuals</b>	<b>FY2022 Management Plan</b>	<b>FY2023 Governor</b>
<b>5000 Capital Outlay Detail Totals</b>			<b>0.0</b>	<b>15.0</b>	<b>15.0</b>
5004	Equipment	IT Equipment > \$5,000: servers and other network equipment, firewall and remote access equipment, tape backup devices and general office equipment/furniture > \$5,000	0.0	15.0	15.0

**Revenue Detail (1681)**  
**Department of Revenue**

**Component:** Alaska Corporation for Affordable Housing (3048)

Revenue Type (OMB Fund Code) Revenue Source	Component	Comment	FY2021 Actuals	FY2022 Management Plan	FY2023 Governor
<b>5002 Fed Rcpts (1002 Fed Rcpts)</b>			<b>217.9</b>	<b>312.1</b>	<b>306.9</b>
5019 Federal - Miscellaneous Grants		Federal Funding - Public Housing Programs	217.9	312.1	306.9
<b>5061 CIP Rcpts (1061 CIP Rcpts)</b>			<b>156.5</b>	<b>180.7</b>	<b>172.1</b>
5351 Capital Improvement Project Inter-Agency		Capital Improvement Projects - Affordable Housing Development Funding	156.5	180.7	172.1

**Inter-Agency Services (1682)**  
**Department of Revenue**

**Component:** Alaska Corporation for Affordable Housing (3048)

				FY2021 Actuals	FY2022 Management Plan	FY2023 Governor
<b>Component Totals</b>				<b>4.2</b>	<b>0.0</b>	<b>0.0</b>
With Department of Law				4.2	0.0	0.0
Object Class	Servicing Agency	Explanation		FY2021 Actuals	FY2022 Management Plan	FY2023 Governor
3024 Inter-Agency Legal	Law - Department-wide	Legal services provided by the Department of Law		4.2	0.0	0.0

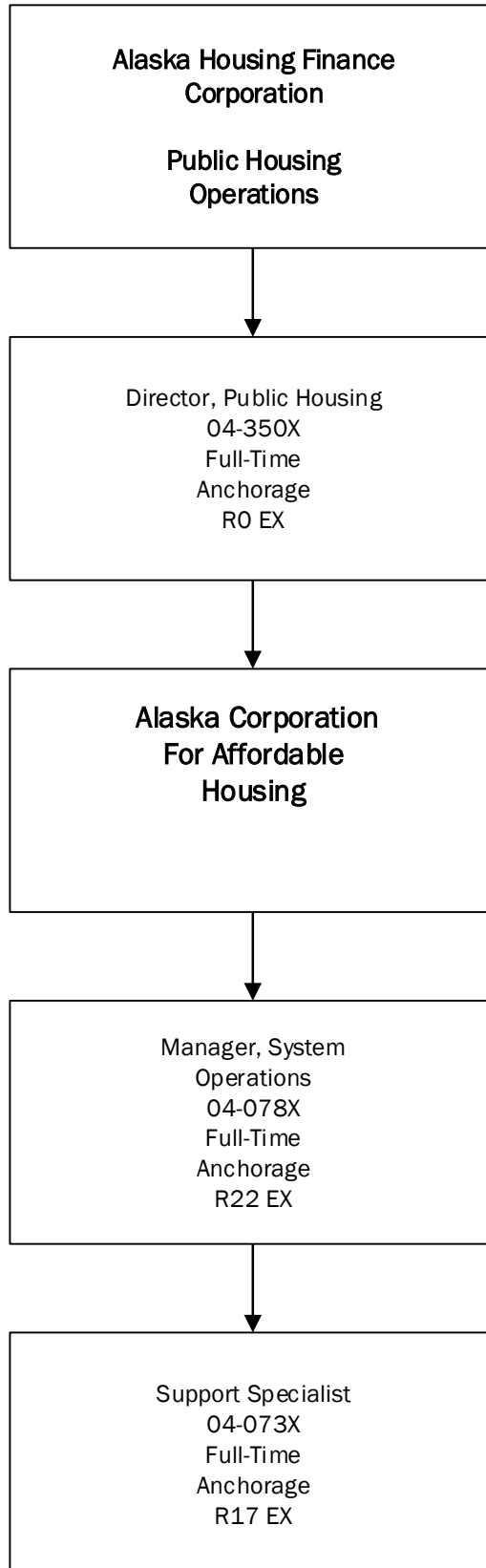
**Personal Services Expenditure Detail**  
**Department of Revenue**

**Scenario:** FY2023 Governor (18673)  
**Component:** Alaska Corporation for Affordable Housing (3048)  
**RDU:** Alaska Housing Finance Corporation (46)

PCN	Job Class Title	Time Status	Retire Code	Barg Unit	Location	Salary Sched	Range / Step	Comp Months	Split / Count	Annual Salaries	COLA	Premium Pay	Annual Benefits	Total Costs	UGF Amount
04-073X	Technical Support Spec II	FT	1	--	Anchorage	-A	17D	12.0		61,318	0	0	52,042	113,360	0
04-078X	Manager, System Operations	FT	1	--	Anchorage	-A	22I / J	12.0		103,002	0	0	68,562	171,564	0
													<b>Total Salary Costs:</b>	164,320	
													<b>Total COLA:</b>	0	
													<b>Total Premium Pay:</b>	0	
													<b>Total Benefits:</b>	120,604	
													<b>Total Pre-Vacancy:</b>	284,924	
													<b>Minus Vacancy Adjustment of 0.00%:</b>	(0)	
													<b>Total Post-Vacancy:</b>	284,924	
													<b>Plus Lump Sum Premium Pay:</b>	0	
													<b>Personal Services Line 100:</b>	284,924	
<b>Total Component Months:</b>		24.0													

<b>PCN Funding Sources:</b>	<b>Pre-Vacancy</b>	<b>Post-Vacancy</b>	<b>Percent</b>
1002 Federal Receipts	113,360	113,360	39.79%
1061 Capital Improvement Project Receipts	171,564	171,564	60.21%
<b>Total PCN Funding:</b>	<b>284,924</b>	<b>284,924</b>	<b>100.00%</b>

Note: If a position is split, an asterisk (\*) will appear in the Split/Count column. If the split position is also counted in the component, two asterisks (\*\*) will appear in this column. [No valid job title] appearing in the Job Class Title indicates that the PCN has an invalid class code or invalid range for the class code effective date of this scenario.



# **State of Alaska FY2023 Governor's Operating Budget**

## **Department of Revenue Alaska Permanent Fund Corporation Results Delivery Unit Budget Summary**



**Alaska Permanent Fund Corporation Results Delivery Unit**

**Contribution to Department's Mission**

Please see component narrative.

**Major RDU Accomplishments in 2021**

Please see component narrative.

**Key RDU Challenges**

Please see component narrative.

**Significant Changes in Results to be Delivered in FY2023**

Please see component narrative.

**Contact Information**

**Contact:** Valerie Mertz, Acting Executive Director

**Phone:** (907) 796-1500

**E-mail:** [vmertz@apfc.org](mailto:vmertz@apfc.org)

**Alaska Permanent Fund Corporation  
RDU Financial Summary by Component**

*All dollars shown in thousands*

	FY2021 Actuals				FY2022 Management Plan				FY2023 Governor			
	UGF+DGF Funds	Other Funds	Federal Funds	Total Funds	UGF+DGF Funds	Other Funds	Federal Funds	Total Funds	UGF+DGF Funds	Other Funds	Federal Funds	Total Funds
<b>Formula Expenditures</b> None.												
<b>Non-Formula Expenditures</b>												
APFC Operations	0.0	14,367.0	0.0	14,367.0	0.0	19,536.0	0.0	19,536.0	0.0	21,934.0	0.0	21,934.0
APFC Investment Management Fees	0.0	153,365.2	0.0	153,365.2	0.0	193,039.1	0.0	193,039.1	0.0	195,868.0	0.0	195,868.0
<b>Totals</b>	<b>0.0</b>	<b>167,732.2</b>	<b>0.0</b>	<b>167,732.2</b>	<b>0.0</b>	<b>212,575.1</b>	<b>0.0</b>	<b>212,575.1</b>	<b>0.0</b>	<b>217,802.0</b>	<b>0.0</b>	<b>217,802.0</b>

**Alaska Permanent Fund Corporation  
Summary of RDU Budget Changes by Component  
From FY2022 Management Plan to FY2023 Governor**

*All dollars shown in thousands*

	<u>Unrestricted Gen (UGF)</u>	<u>Designated Gen (DGF)</u>	<u>Other Funds</u>	<u>Federal Funds</u>	<u>Total Funds</u>
<b>FY2022 Management Plan</b>	<b>0.0</b>	<b>0.0</b>	<b>212,575.1</b>	<b>0.0</b>	<b>212,575.1</b>
<b>Adjustments which continue current level of service:</b>					
-APFC Operations	0.0	0.0	-397.4	0.0	-397.4
<b>Proposed budget increases:</b>					
-APFC Operations	0.0	0.0	2,795.4	0.0	2,795.4
-APFC Investment Management Fees	0.0	0.0	2,828.9	0.0	2,828.9
<b>FY2023 Governor</b>	<b>0.0</b>	<b>0.0</b>	<b>217,802.0</b>	<b>0.0</b>	<b>217,802.0</b>

# **State of Alaska FY2023 Governor's Operating Budget**

## **Department of Revenue APFC Operations Component Budget Summary**

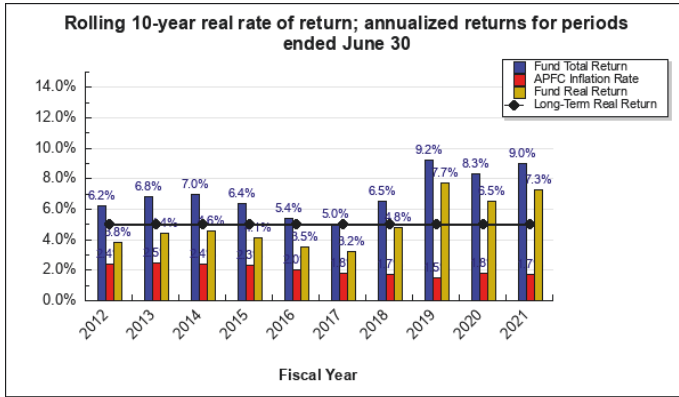
**Component: APFC Operations**

**Contribution to Department's Mission**

The Alaska Permanent Fund Corporation (APFC) mission is to manage and invest the assets of the Permanent Fund and other funds designated by law.

**Results**

(Additional performance information is available on the web at <https://omb.alaska.gov/results>.)



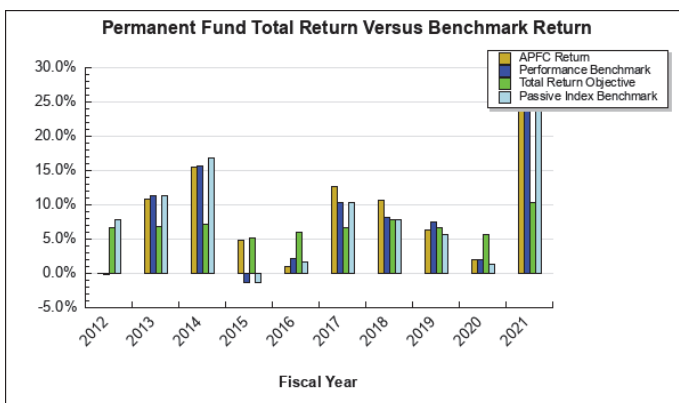
**Core Services**

- Achieve the target return within acceptable risk parameters.

**Measures by Core Service**

(Additional performance information is available on the web at <https://omb.alaska.gov/results>.)

**1. Achieve the target return within acceptable risk parameters.**



**Major Component Accomplishments in 2021**

- Over the course of the fiscal year (FY2021), the APFC team worked diligently to invest and manage the Fund based on a risk verse return strategy.
- For FY2021, the Fund ended the year with a value of \$81.9 billion in assets under management. This is comprised of \$60.7 billion in the Principal of the Fund and \$21.2 billion in the Earnings Reserve Account (ERA).

- The Fund's total rate of return for the 10-year period ended June 30, 2021, was 9.11%, ahead of both the Passive Index (7.31%) and the Performance (8.37%) benchmark returns.
- The Percent of Market Value (POMV) methodology for Fund withdrawals was established in statute (SB 26, CH16 SLA 18). The POMV rules-based structure allows for an annual draw from the Fund of 5% based on the average market value of the Fund for the first five of the preceding six fiscal years.
  - This draw is subject to annual appropriation by the Legislature and can be used for any state government service or program, including the dividend program.
  - The total POMV draw appropriated to the general fund for FY2021 was \$3.1 billion and was used for government services and the payment of dividends, representing 73% of total Unrestricted General Funds. The POMV revenue distribution significantly contributes to the State's overall fiscal summary; the draw from the ERA represented 30% of the total revenue in FY2021. The amount available for appropriation from the POMV distribution is calculated at \$3,069.3 million for FY2022.
  - The POMV is designed to create a known and manageable withdrawal structure from the Fund to provide benefits for both current and future generations of Alaskans.
- \$50.1 million was transferred to the Alaska Capital Income Account based on the investment earnings of the Amerada Hess settlement funds.
- Statutory Net Income is the direct result of investment activity and includes unrealized gains and losses. The Statutory Net Income for FY2021 was \$7.9 billion, equating to \$31.6 million per trading day (252 days in FY2021).
- APFC's passion for cultivating Alaska's global investments helps to maintain APFC's esteemed international reputation as innovative leaders in its field. During FY2021, APFC staff and the Corporation were recognized by:
  - Private Equity International nominated APFC for Institutional Limited Partner of the Year in 2020 for the fourth consecutive year.
  - Acting Executive Director and CFO, Valerie Mertz, was recognized as "The women leading the funds."

### **Key Component Challenges**

- Ensuring that investment policies maintain the balance between the competing mandates of protecting the Fund to benefit future generations and producing income to benefit the current generations.
- Planning for and managing investment risk by incorporating the capital market assumptions and projected volatility for the Fund.
- Maintaining corporate best practices and necessary due diligence for a growing Fund and asset allocation.
- Managing funding to secure necessary staff, consulting services, and financial analysis software to prudently manage the Fund.
- Ensuring inflation proofing to avoid growth stagnation of the Principal of the Fund.
- Obtaining necessary non-fiduciary services timely to respond to investment-related needs under the restrictive State procurement process.
- Attracting and retaining qualified investment officers and professional support staff as recruiting challenges continue to grow due to the competitive advantage within the industry, including salaries, benefits and performance compensation.

- Educating the general public on the Fund's complex structure and investments.
- Preparing for and managing threats of digital disruption and cyberattacks.

### Significant Changes in Results to be Delivered in FY2023

No changes in results delivered.

### Statutory and Regulatory Authority

AS 37.13 Alaska Permanent Fund and Corporation  
15 AAC 137.410 - 15 AAC 137.990

Contact Information
<p><b>Contact:</b> Valerie Mertz, Acting Executive Director <b>Phone:</b> (907) 796-1500 <b>E-mail:</b> vmertz@apfc.org</p>

APFC Operations Personal Services Information					
Authorized Positions			Personal Services Costs		
	FY2022 Management Plan	FY2023 Governor			
Full-time	59	66	Annual Salaries		10,791,161
Part-time	2	2	Premium Pay		0
Nonpermanent	2	2	Annual Benefits		5,161,290
			<i>Less 3.00% Vacancy Factor</i>		(478,574)
			Lump Sum Premium Pay		1,600,000
			Board Honoraria		24,443
<b>Totals</b>	<b>63</b>	<b>70</b>	<b>Total Personal Services</b>		<b>17,098,320</b>

Position Classification Summary					
Job Class Title	Anchorage	Fairbanks	Juneau	Others	Total
Accountant	0	0	9	0	9
Administrative Assistant	0	0	1	0	1
Administrative Officer	0	0	1	0	1
Administrative Specialist	0	0	7	0	7
Chief Financial Officer	0	0	1	0	1
Chief Investment Officer	0	0	1	0	1
Chief Op Officer	0	0	1	0	1
Compliance Officer	0	0	1	0	1
Controller	0	0	1	0	1
Develp OPS Eng	0	0	1	0	1
Director	0	0	1	0	1
Division Director	0	0	1	0	1
Executive Director, PFC	0	0	1	0	1
General Counsel	0	0	1	0	1
Human Resource Generalist	0	0	1	0	1
Information Technology Spec	0	0	3	0	3
Intern	0	0	2	0	2
Investment Associate	0	0	9	0	9
Investment Officer	0	0	23	0	23
IT Security Specialist	0	0	1	0	1
Perm Fund Ba	0	0	1	0	1
Project Manager	0	0	1	0	1
Sr Information Technology Spec	0	0	1	0	1
<b>Totals</b>	<b>0</b>	<b>0</b>	<b>70</b>	<b>0</b>	<b>70</b>

Component Board Summary					
Board Description	Member Count	Pay Per Day	Budgeted Days	Additional Pay	Total Cost
Permanent Fund Corporation	4	400.00	14	344.64	24,442.56
<b>Total</b>					<b>24,442.56</b>



**Component Detail All Funds**  
**Department of Revenue**

**Component:** APFC Operations (109)  
**RDU:** Alaska Permanent Fund Corporation (45)

Non-Formula Component

	FY2021 Actuals	FY2022 Conference Committee	FY2022 Authorized	FY2022 Management Plan	FY2023 Governor	FY2022 Management Plan vs FY2023 Governor	
71000 Personal Services	10,861.7	14,771.3	14,771.3	14,771.3	17,098.3	2,327.0	15.8%
72000 Travel	128.7	800.0	800.0	800.0	800.0	0.0	0.0%
73000 Services	2,743.8	3,213.6	3,213.6	3,213.6	3,389.8	176.2	5.5%
74000 Commodities	268.2	201.1	201.1	201.1	195.9	-5.2	-2.6%
75000 Capital Outlay	364.6	550.0	550.0	550.0	450.0	-100.0	-18.2%
77000 Grants, Benefits	0.0	0.0	0.0	0.0	0.0	0.0	0.0%
78000 Miscellaneous	0.0	0.0	0.0	0.0	0.0	0.0	0.0%
<b>Totals</b>	<b>14,367.0</b>	<b>19,536.0</b>	<b>19,536.0</b>	<b>19,536.0</b>	<b>21,934.0</b>	<b>2,398.0</b>	<b>12.3%</b>
<b>Fund Sources:</b>							
1105 PFund Rcpt (Other)	14,367.0	19,536.0	19,536.0	19,536.0	21,934.0	2,398.0	12.3%
<b>Unrestricted General (UGF)</b>	<b>0.0</b>	<b>0.0</b>	<b>0.0</b>	<b>0.0</b>	<b>0.0</b>	<b>0.0</b>	<b>0.0%</b>
<b>Designated General (DGF)</b>	<b>0.0</b>	<b>0.0</b>	<b>0.0</b>	<b>0.0</b>	<b>0.0</b>	<b>0.0</b>	<b>0.0%</b>
<b>Other Funds</b>	<b>14,367.0</b>	<b>19,536.0</b>	<b>19,536.0</b>	<b>19,536.0</b>	<b>21,934.0</b>	<b>2,398.0</b>	<b>12.3%</b>
<b>Federal Funds</b>	<b>0.0</b>	<b>0.0</b>	<b>0.0</b>	<b>0.0</b>	<b>0.0</b>	<b>0.0</b>	<b>0.0%</b>
<b>Positions:</b>							
Permanent Full Time	58	59	59	59	66	7	11.9%
Permanent Part Time	2	2	2	2	2	0	0.0%
Non Permanent	2	2	2	2	2	0	0.0%

**Change Record Detail - Multiple Scenarios with Descriptions**  
**Department of Revenue**

**Component:** APFC Operations (109)  
**RDU:** Alaska Permanent Fund Corporation (45)

Scenario/Change Record Title	Trans Type	Totals	Personal Services	Travel	Services	Commodities	Capital Outlay	Grants, Benefits	Miscellaneous	Positions		NP
										PFT	PPT	
***** Changes From FY2022 Conference Committee To FY2022 Authorized *****												
<b>FY2022 Conference Committee</b>												
	ConfCom	19,536.0	14,771.3	800.0	3,213.6	201.1	550.0	0.0	0.0	59	2	2
1105 PFund Rcpt		19,536.0										
<b>Subtotal</b>		<b>19,536.0</b>	<b>14,771.3</b>	<b>800.0</b>	<b>3,213.6</b>	<b>201.1</b>	<b>550.0</b>	<b>0.0</b>	<b>0.0</b>	<b>59</b>	<b>2</b>	<b>2</b>
***** Changes From FY2022 Management Plan To FY2023 Governor *****												
<b>FY2023 PERS Actuarial Rate Adjustment to 24.79% Ch9 SLA2021 (SB55)</b>												
	SalAdj	-482.1	-482.1	0.0	0.0	0.0	0.0	0.0	0.0	0	0	0
1105 PFund Rcpt		-482.1										
Includes: FY2023 Adjustment for PERS ARM Board Approved Rate of 24.79% (from 30.11%): \$-482.1												
<b>FY2023 Executive Health Insurance, SBS, and Risk Management Rate Changes</b>												
	SalAdj	84.7	84.7	0.0	0.0	0.0	0.0	0.0	0.0	0	0	0
1105 PFund Rcpt		84.7										
FY2023 Change Partially Exempt & Exempt Executive (EE) - Health Insurance from \$1,555 to \$1,685; SBS and Risk Management Rates: \$84.7												
<b>Investment Staff Incentive Compensation Program</b>												
	Inc	710.0	710.0	0.0	0.0	0.0	0.0	0.0	0.0	0	0	0
1105 PFund Rcpt		710.0										
The incentive compensation program is only available for investment staff and is based on a policy approved by the Board of Trustees. According to the compensation study performed by McLagan for the Alaska Permanent Fund Corporation, most pension, endowment, and sovereign wealth funds offer some type of performance-based compensation to their investment professionals. To avoid inflating salaries in times of good performance, these programs are designed to provide one-time, annual rewards for making high-level contributions to the Fund. An incentive compensation plan is needed to remain competitive with peers. Following the policy passed by the Board, the maximum distribution is estimated to be \$3.2 million. The FY2022 prorated distribution was \$890,000 to qualified investment staff. However, using the FY2021 year-end performance, the actual program distribution would have been approximately \$1.6 million. With this increment, the total incentive compensation program funding will be \$1.6 million.												
<b>Merit and Cost of Living Adjustment</b>												
	Inc	438.4	438.4	0.0	0.0	0.0	0.0	0.0	0.0	0	0	0
1105 PFund Rcpt		438.4										
As partially exempt employees, APFC is not subject to annual salary step increases. To acknowledge performing employees, inflation (5.4% as of September 2021), and cost of living (Alaska is among the top six states with the highest cost of living), the adjustment includes 3% for operational staff and 4% for investment staff.												
<b>Increase Authority for Board Honorarium</b>												
	Inc	3.4	3.4	0.0	0.0	0.0	0.0	0.0	0.0	0	0	0

**Change Record Detail - Multiple Scenarios with Descriptions**  
**Department of Revenue**

**Component:** APFC Operations (109)  
**RDU:** Alaska Permanent Fund Corporation (45)

Scenario/Change Record Title	Trans Type	Totals	Personal Services	Travel	Services	Commodities	Capital Outlay	Grants, Benefits	Miscellaneous	Positions		NP
										PFT	PPT	

1105 PFund Rcpt		3.4										
-----------------	--	-----	--	--	--	--	--	--	--	--	--	--

Increased authority based on the actual number of meeting days in the prior year.

**Staffing Support for Front and Back Office**

	Inc	1,572.6	1,572.6	0.0	0.0	0.0	0.0	0.0	0.0	7	0	0
1105 PFund Rcpt		1,572.6										

The Board of Trustees approved seven new positions - five investment staff and two operational.

In four years, the Alternative Investment team has the potential to grow enough to manage a \$40+ billion portfolio responsibly. Implementing a team structure that is operationally efficient and organizationally stable will be a key aspect to success. Subsector specialization is an effective way to grow a fund portfolio while simultaneously increasing internal expertise. This could be achieved by creating deal teams of two, each dedicated to a key subsector. Although there will be some overlap among teams, having areas of expertise; will create operational efficiency, promote sustainability, and foster a knowledge-based competitive advantage. Equally as important, it will also provide; on-the-job training, a clear path for career development, and a mechanism to plan and govern personnel succession. To achieve this goal, the request includes three Portfolio Managers and one Data Analyst dedicated to Alternatives.

In the next three to five years, the Real Estate portfolio is expected to double in size and emphasize joint ventures, development projects, and internal management. The increased complexity and size of the portfolio will require a significant increase in internal analysis and investment oversight. To support senior staff during this time of growth, a new Senior Investment Analyst will: participate in finding data solutions to increase analytical capabilities and assess risk, conducting analysis of new real estate investment opportunities, completing market and economic research, performing due diligence, analyzing hold/sell recommendations from managers, and working closely with accounting and compliance to ensure accuracy.

Operational staff strives to provide the support necessary for investment staff to focus on investment-related activities solely. As the complexity of the Fund grows, both with internally and externally managed assets, having a balanced ratio of operational staff to investment staff is essential to the success of the Corporation. The average ratio is 1.2 operational (back office) support for every 1 investment position. With the increasing emphasis on direct and illiquid investments, the investment strategy is becoming more complex, which supports the need to increase the ratio of operational support up to 2.5 to 1. APFC currently falls at a 1.21 ratio and has historically only grown operational support directly to the request for new investment positions. Our current ratio of 1.21 and aligns with targets for less complex investment organizations.

With the addition of five new investment staff and the increasing complexity of the organization's investments, an IT Security Specialist and IT Project Manager will ensure all the work done by the front office investment staff is executed timely and accurately.

**Contractual Services Support for Communications and IT**

	Inc	71.0	0.0	0.0	71.0	0.0	0.0	0.0	0.0	0	0	0
1105 PFund Rcpt		71.0										

The Board of Trustees approved a contractual service's budget that included an increase for two main projects. APFC's Communications team will coordinate one of the projects to reach out to and educate Alaska's youth through a grade-based curriculum. Alaska's youth are the future leaders of our great state. APFC, as the investment manager of Alaska's largest renewable financial resource, recognizes the Fund and the youth are essential aspects of Alaska's future. Establishing an outreach program that teaches about the Permanent Fund components, basic economic concepts, and financial investing will prepare both for success. The second project will be owned by APFC's IT team. The initiative will be facilitated alongside an industry professional to conduct an analysis of APFC's current data

**Change Record Detail - Multiple Scenarios with Descriptions**  
**Department of Revenue**

**Component:** APFC Operations (109)  
**RDU:** Alaska Permanent Fund Corporation (45)

Scenario/Change Record Title	Trans Type	Totals	Personal Services	Travel	Services	Commodities	Capital Outlay	Grants, Benefits	Miscellaneous	Positions		NP
										PFT	PPT	
processes, sources, platforms, and analytical capabilities. This exploration project will help the organization determine its data future.												
<b>Align Authority with Anticipated Expenditures</b>												
	LIT	0.0	0.0	0.0	105.2	-5.2	-100.0	0.0	0.0	0	0	0
The Board of Trustees approved a contractual service's budget that included a \$176.3 increase for two main projects. APFC's Communications team will coordinate one of the projects which will be designed to reach out to and educate Alaska's youth through a curriculum. And the second project will be owned by APFC's IT team. The initiative will be facilitated alongside an industry professional to conduct an analysis of APFC's current data processes, sources, platforms, and analytical capabilities. This exploration project will help the organization determine its data future.												
Reductions in commodities and equipment will fund \$105.2 of the increment.												
	<b>Totals</b>	<b>21,934.0</b>	<b>17,098.3</b>	<b>800.0</b>	<b>3,389.8</b>	<b>195.9</b>	<b>450.0</b>	<b>0.0</b>	<b>0.0</b>	<b>66</b>	<b>2</b>	<b>2</b>

**Line Item Detail (1676)**  
**Department of Revenue**  
**Travel**

**Component:** APFC Operations (109)

<b>Line Number</b>	<b>Line Name</b>		<b>FY2021 Actuals</b>	<b>FY2022 Management Plan</b>	<b>FY2023 Governor</b>
2000	Travel		128.7	800.0	800.0
<b>Object Class</b>	<b>Servicing Agency</b>	<b>Explanation</b>	<b>FY2021 Actuals</b>	<b>FY2022 Management Plan</b>	<b>FY2023 Governor</b>
<b>2000 Travel Detail Totals</b>			<b>128.7</b>	<b>800.0</b>	<b>800.0</b>
2000	In-State Employee Travel	Airfare, lodging, surface transportation, reimbursable travel costs, meals and incidentals	17.5	47.5	47.5
2001	In-State Non-Employee Travel	Airfare, lodging, surface transportation, reimbursable travel costs, meals and incidentals	10.8	16.5	16.5
2002	Out of State Employee Travel	Airfare, lodging, surface transportation, reimbursable travel costs, meals and incidentals	42.4	554.5	554.5
2003	Out of State Non-Employee Travel	Airfare, lodging, surface transportation, reimbursable travel costs, meals and incidentals	6.9	31.5	31.5
2005	Moving Costs	Employee moving costs	51.1	150.0	150.0

**Line Item Detail (1676)**  
**Department of Revenue**  
**Services**

**Component:** APFC Operations (109)

<b>Line Number</b>	<b>Line Name</b>		<b>FY2021 Actuals</b>	<b>FY2022 Management Plan</b>	<b>FY2023 Governor</b>
3000	Services		2,743.8	3,213.6	3,389.8
<b>Object Class</b>	<b>Servicing Agency</b>	<b>Explanation</b>	<b>FY2021 Actuals</b>	<b>FY2022 Management Plan</b>	<b>FY2023 Governor</b>
<b>3000 Services Detail Totals</b>			<b>2,743.8</b>	<b>3,213.6</b>	<b>3,389.8</b>
3000	Education Services	Training, educational conferences, agency memberships, tuition, books and fees for work-related courses	50.4	199.6	150.3
3001	Financial Services	Auditing, custody, investment management, fiduciary advice, performance measurement	242.0	257.0	260.0
3002	Legal and Judicial Services	Transcription services	22.0	35.0	35.0
3003	Information Technology	IT training, consulting, software licensing, software maintenance, and IT equipment leases	1,441.8	1,117.5	1,310.0
3004	Telecommunications	Local, long distance, cellular, television, data/network telecommunications equipment charges	46.5	73.0	78.0
3006	Delivery Services	Freight, courier services, and postage	1.8	2.5	2.5
3007	Advertising and Promotions	Recruitment notices	51.9	75.7	81.2
3009	Structure/Infrastructure/Land	Infrastructure maintenance and repairs, rentals, and leases	515.4	516.0	519.3
3010	Equipment/Machinery	Office furniture and equipment repairs, maintenance, rentals and leases	38.8	141.1	148.3
3011	Other Services	Professional management and consulting services; printing and copying services	224.7	516.3	528.3
3021	Inter-Agency Mail	Admin - Department-wide Central mailroom services including	4.4	4.5	4.7

**Line Item Detail (1676)**  
**Department of Revenue**  
**Services**

**Component:** APFC Operations (109)

Object Class		Servicing Agency	Explanation	FY2021 Actuals	FY2022 Management Plan	FY2023 Governor
<b>3000 Services Detail Totals</b>				<b>2,743.8</b>	<b>3,213.6</b>	<b>3,389.8</b>
			pickup and delivery of mail, postage, and mailing of state warrants			
3022	Inter-Agency Human Resources	Admin - Department-wide	Human resource and payroll services provided by the Division of Personnel	35.5	40.0	40.0
3024	Inter-Agency Legal	Law - Department-wide	Legal services provided by the Department of Law	27.8	175.0	175.0
3026	Inter-Agency Insurance	Admin - Department-wide	Risk Management	4.3	3.4	4.6
3027	Inter-Agency Financial	Admin - Department-wide	Division of Finance chargeback for IRIS FIN, HRM, and ALDER	1.0	1.0	1.0
3028	Inter-Agency Americans with Disabilities Act Compliance	Admin - Department-wide	ADA compliance	0.5	0.5	0.6
3038	Inter-Agency Management/Consulting	Rev - Administrative Services (125)	Support services provided by the Administrative Services Division, including IT, fiscal, budget, contract management, procurement, and legislative support	35.0	35.0	35.0
3038	Inter-Agency Management/Consulting	Rev - Commissioner's Office (123)	Support services for Dept. of Revenue Commissioner's Office	0.0	20.5	16.0

**Line Item Detail (1676)**  
**Department of Revenue**  
**Commodities**

**Component:** APFC Operations (109)

<b>Line Number</b>	<b>Line Name</b>		<b>FY2021 Actuals</b>	<b>FY2022 Management Plan</b>	<b>FY2023 Governor</b>
4000	Commodities		268.2	201.1	195.9
<b>Object Class</b>	<b>Servicing Agency</b>	<b>Explanation</b>	<b>FY2021 Actuals</b>	<b>FY2022 Management Plan</b>	<b>FY2023 Governor</b>
		<b>4000 Commodities Detail Totals</b>	<b>268.2</b>	<b>201.1</b>	<b>195.9</b>
4000	Business	Business supplies including book and educational equipment and furniture; office supplies; desktop computers, printers and IT equipment less than \$5,000 per item; and subscriptions including electronic access to information	268.2	201.1	195.9



**Line Item Detail (1676)**  
**Department of Revenue**  
**Capital Outlay**

**Component:** APFC Operations (109)

<b>Line Number</b>	<b>Line Name</b>		<b>FY2021 Actuals</b>	<b>FY2022 Management Plan</b>	<b>FY2023 Governor</b>
5000	Capital Outlay		364.6	550.0	450.0
<b>Object Class</b>	<b>Servicing Agency</b>	<b>Explanation</b>	<b>FY2021 Actuals</b>	<b>FY2022 Management Plan</b>	<b>FY2023 Governor</b>
<b>5000 Capital Outlay Detail Totals</b>			<b>364.6</b>	<b>550.0</b>	<b>450.0</b>
5004	Equipment	IT Equipment > \$5,000: servers and other network equipment, firewall and remote access equipment, tape backup devices and general office equipment/furniture > \$5,000	364.6	550.0	450.0

**Revenue Detail (1681)**  
**Department of Revenue**

**Component:** APFC Operations (109)

Revenue Type (OMB Fund Code)	Component	Comment	FY2021 Actuals	FY2022 Management Plan	FY2023 Governor
Revenue Source					
<b>5105 PFund Rcpt (1105 PFund Rcpt)</b>			<b>14,367.0</b>	<b>19,536.0</b>	<b>21,934.0</b>
5414 Alaska Permanent Fund Corporation Receipts		AS 37.13.150 Corporation Budget	14,367.0	19,536.0	21,934.0

**Inter-Agency Services (1682)**  
**Department of Revenue**

**Component:** APFC Operations (109)

				FY2021 Actuals	FY2022 Management Plan	FY2023 Governor
<b>Component Totals</b>				<b>108.5</b>	<b>279.9</b>	<b>276.9</b>
With Department of Administration				45.7	49.4	50.9
With Department of Law				27.8	175.0	175.0
With Department of Revenue				35.0	55.5	51.0
<b>Object Class</b>	<b>Servicing Agency</b>	<b>Explanation</b>		FY2021 Actuals	FY2022 Management Plan	FY2023 Governor
3021	Inter-Agency Mail	Admin - Department-wide	Central mailroom services including pickup and delivery of mail, postage, and mailing of state warrants	4.4	4.5	4.7
3022	Inter-Agency Human Resources	Admin - Department-wide	Human resource and payroll services provided by the Division of Personnel	35.5	40.0	40.0
3024	Inter-Agency Legal	Law - Department-wide	Legal services provided by the Department of Law	27.8	175.0	175.0
3026	Inter-Agency Insurance	Admin - Department-wide	Risk Management	4.3	3.4	4.6
3027	Inter-Agency Financial	Admin - Department-wide	Division of Finance chargeback for IRIS FIN, HRM, and ALDER	1.0	1.0	1.0
3028	Inter-Agency Americans with Disabilities Act Compliance	Admin - Department-wide	ADA compliance	0.5	0.5	0.6
3038	Inter-Agency Management/Consulting	Rev - Administrative Services (125)	Support services provided by the Administrative Services Division, including IT, fiscal, budget, contract management, procurement, and legislative support	35.0	35.0	35.0
3038	Inter-Agency Management/Consulting	Rev - Commissioner's Office (123)	Support services for Dept. of Revenue Commissioner's Office	0.0	20.5	16.0

**Personal Services Expenditure Detail**  
**Department of Revenue**

**Scenario:** FY2023 Governor (18673)  
**Component:** APFC Operations (109)  
**RDU:** Alaska Permanent Fund Corporation (45)

PCN	Job Class Title	Time Status	Retire Code	Barg Unit	Location	Salary Sched	Range / Step	Comp Months	Split / Count	Annual Salaries	COLA	Premium Pay	Annual Benefits	Total Costs	UGF Amount
04-#020	Investment Officer	FT	A	XE	Juneau	N05	25	12.0		192,252	0	0	88,367	280,619	0
04-#021	Investment Officer	FT	A	XE	Juneau	N05	25	12.0		125,004	0	0	66,351	191,355	0
04-#022	Investment Officer	FT	A	XE	Juneau	N05	25	12.0		200,004	0	0	90,751	290,755	0
04-#023	Investment Officer	FT	A	XE	Juneau	N05	25	12.0		200,004	0	0	90,751	290,755	0
04-#024	Investment Officer	FT	A	XE	Juneau	N05	25	12.0		150,000	0	0	75,370	225,370	0
04-#025	IT Security Specialist	FT	A	XE	Juneau	N05	23	12.0		99,996	0	0	57,126	157,122	0
04-#026	Project Manager	FT	A	XE	Juneau	N05	19	12.0		84,996	0	0	51,592	136,588	0
04-001X	Executive Director, PFC	FT	A	XE	Juneau	N05	30 /	12.0		406,680	0	0	154,325	561,005	0
04-002X	Administrative Officer	FT	A	XE	Juneau	N05	18 /	12.0		130,290	0	0	68,301	198,591	0
04-003X	Controller	FT	A	XE	Juneau	N05	24 /	12.0		127,440	0	0	67,250	194,690	0
04-004X	Investment Officer	FT	A	XE	Juneau	N05	25	12.0		295,680	0	0	120,181	415,861	0
04-005X	Information Technology Spec	FT	A	XE	Juneau	N05	20 /	12.0		59,010	0	0	42,006	101,016	0
04-007X	Investment Officer	FT	A	XE	Juneau	N05	25	12.0		208,596	0	0	93,394	301,990	0
04-008X	Chief Investment Officer	FT	A	XE	Juneau	N05	30	12.0		395,856	0	0	150,995	546,851	0
04-009X	Director	FT	A	XE	Juneau	N05	24 /	12.0		256,134	0	0	108,017	364,151	0
04-010X	Chief Financial Officer	FT	A	XE	Juneau	N05	30 /	12.0		261,360	0	0	109,624	370,984	0
04-011X	Investment Officer	FT	A	XE	Juneau	N05	25	12.0		311,976	0	0	125,194	437,170	0
04-012X	Administrative Assistant	FT	A	XE	Juneau	N05	13 /	12.0		62,994	0	0	43,476	106,470	0
04-013X	Administrative Specialist	FT	A	XE	Juneau	N05	14 /	12.0		81,546	0	0	50,320	131,866	0
04-014X	Investment Associate	FT	A	XE	Juneau	N05	20	12.0		157,740	0	0	77,751	235,491	0
04-015X	Accountant	FT	A	XE	Juneau	N05	18	12.0		73,212	0	0	47,245	120,457	0
04-016X	Accountant	FT	A	XE	Juneau	N05	18 /	12.0		65,346	0	0	44,343	109,689	0
04-017X	Administrative Specialist	FT	A	XE	Juneau	N05	16 /	12.0		150,570	0	0	75,545	226,115	0
04-018X	Investment Officer	FT	A	XE	Juneau	N05	25	12.0		199,584	0	0	90,622	290,206	0
04-019X	Investment Officer	FT	A	XE	Juneau	N05	25	12.0		364,044	0	0	141,210	505,254	0
04-022X	Information Technology Spec	FT	A	XE	Juneau	N05	20 /	12.0		130,824	0	0	68,498	199,322	0
04-023X	Administrative Specialist	FT	A	XE	Juneau	N05	18 /	12.0		64,506	0	0	44,034	108,540	0
04-046X	Investment Officer	FT	A	XE	Juneau	N05	25	12.0		285,708	0	0	117,114	402,822	0
04-084X	Chief Op Officer	FT	A	XE	Juneau	N05	24 /	12.0		192,462	0	0	88,431	280,893	0
04-097X	Accountant	FT	A	XE	Juneau	N05	22 /	12.0		116,358	0	0	63,162	179,520	0
04-103X	Investment Officer	FT	A	XE	Juneau	N05	25	12.0		186,048	0	0	86,458	272,506	0
04-104X	Sr Information Technology Spec	FT	A	XE	Juneau	N05	21 /	12.0		180,336	0	0	84,701	265,037	0
04-225X	Accountant	FT	A	XE	Juneau	N05	17 /	12.0		111,336	0	0	61,309	172,645	0
04-226X	Division Director	FT	A	XE	Juneau	N05	27 /	12.0		141,138	0	0	72,303	213,441	0
04-227X	Investment Officer	FT	A	XE	Juneau	N05	25	12.0		343,608	0	0	134,924	478,532	0
04-228X	Accountant	FT	A	XE	Juneau	N05	20 /	12.0		68,478	0	0	45,499	113,977	0

Note: If a position is split, an asterisk (\*) will appear in the Split/Count column. If the split position is also counted in the component, two asterisks (\*\*) will appear in this column. [No valid job title] appearing in the Job Class Title indicates that the PCN has an invalid class code or invalid range for the class code effective date of this scenario.

**Personal Services Expenditure Detail**  
**Department of Revenue**

**Scenario:** FY2023 Governor (18673)  
**Component:** APFC Operations (109)  
**RDU:** Alaska Permanent Fund Corporation (45)

PCN	Job Class Title	Time Status	Retire Code	Barg Unit	Location	Salary Sched	Range / Step	Comp Months	Split / Count	Annual Salaries	COLA	Premium Pay	Annual Benefits	Total Costs	UGF Amount
04-229X	Investment Associate	FT	A	XE	Juneau	N05	20	12.0		100,284	0	0	57,232	157,516	0
04-N23X	Intern	NP	N	XE	Juneau	N05	0	6.0		12,360	0	0	1,143	13,503	0
04-N24X	Intern	NP	N	XE	Juneau	N05	0	3.0		11,279	0	0	1,043	12,322	0
04-X007	Accountant	FT	A	XE	Juneau	N05	22 /	12.0		132,654	0	0	69,173	201,827	0
04-X009	Investment Officer	FT	A	XE	Juneau	N05	25	12.0		312,948	0	0	125,493	438,441	0
04-X011	Accountant	FT	A	XE	Juneau	N05	20 /	12.0		66,648	0	0	44,824	111,472	0
04-X022	General Counsel	FT	A	XE	Juneau	N05	25 /	12.0		256,134	0	0	108,017	364,151	0
04-X027	Investment Officer	FT	A	XE	Juneau	N05	25	12.0		237,516	0	0	102,290	339,806	0
04-X028	Accountant	FT	A	XE	Juneau	N05	18 /	12.0		78,414	0	0	49,164	127,578	0
04-X029	Investment Officer	FT	A	XE	Juneau	N05	25	12.0		235,284	0	0	101,603	336,887	0
04-X070	Investment Associate	FT	A	XE	Juneau	N05	20	12.0		79,176	0	0	49,445	128,621	0
04-X071	Investment Officer	FT	A	XE	Juneau	N05	25	12.0		221,676	0	0	97,418	319,094	0
04-X072	Investment Officer	FT	A	XE	Juneau	N05	25	12.0		190,008	0	0	87,676	277,684	0
04-X073	Administrative Specialist	FT	A	XE	Juneau	N05	16 /	12.0		63,408	0	0	43,628	107,036	0
04-X077	Investment Officer	FT	A	XE	Juneau	N05	25	12.0		179,328	0	0	84,391	263,719	0
04-X078	Investment Officer	FT	A	XE	Juneau	N05	25	12.0		190,008	0	0	87,676	277,684	0
04-X079	Investment Associate	FT	A	XE	Juneau	N05	20	12.0		134,256	0	0	69,764	204,020	0
04-X080	Investment Associate	FT	A	XE	Juneau	N05	20	12.0		79,176	0	0	49,445	128,621	0
04-X081	Investment Associate	FT	A	XE	Juneau	N05	20 /	12.0		94,590	0	0	55,132	149,722	0
04-X082	Information Technology Spec	FT	A	XE	Juneau	N05	20 /	12.0		104,544	0	0	58,804	163,348	0
04-X087	Administrative Specialist	PT	A	XE	Juneau	N05	16 /	12.0		32,754	0	0	22,202	54,956	0
04-X088	Administrative Specialist	PT	A	XE	Juneau	N05	16 /	12.0		38,706	0	0	24,397	63,103	0
04-X093	Administrative Specialist	FT	A	XE	Juneau	N05	18 /	12.0		53,004	0	0	39,790	92,794	0
04-X094	Compliance Officer	FT	A	XE	Juneau	N05	21 /	12.0		87,114	0	0	52,374	139,488	0
04-X095	Accountant	FT	A	XE	Juneau	N05	22 /	12.0		86,076	0	0	51,991	138,067	0
04-X096	Human Resource Generalist	FT	A	XE	Juneau	N05	16 /	12.0		69,996	0	0	46,059	116,055	0
04-X097	Investment Officer	FT	A	XE	Juneau	N05	25	12.0		171,192	0	0	81,889	253,081	0
04-X098	Investment Officer	FT	A	XE	Juneau	N05	25	12.0		197,844	0	0	90,087	287,931	0
04-X099	Investment Associate	FT	A	XE	Juneau	N05	21	12.0		147,792	0	0	74,691	222,483	0
04-X100	Investment Associate	FT	A	XE	Juneau	N05	21	12.0		123,144	0	0	65,665	188,809	0
04-X101	Develp OPS Eng	FT	A	XE	Juneau	N05	21	12.0		83,808	0	0	51,154	134,962	0
04-X102	Perm Fund Ba	FT	A	XE	Juneau	N05	21	12.0		129,852	0	0	68,140	197,992	0
04-X105	Investment Officer	FT	A	XE	Juneau	N05	25	12.0		171,852	0	0	82,092	253,944	0
04-X108	Investment Associate	FT	A	XE	Juneau	N05	20	12.0		137,220	0	0	70,858	208,078	0

Note: If a position is split, an asterisk (\*) will appear in the Split/Count column. If the split position is also counted in the component, two asterisks (\*\*) will appear in this column. [No valid job title] appearing in the Job Class Title indicates that the PCN has an invalid class code or invalid range for the class code effective date of this scenario.

**Personal Services Expenditure Detail**  
**Department of Revenue**

**Scenario:** FY2023 Governor (18673)  
**Component:** APFC Operations (109)  
**RDU:** Alaska Permanent Fund Corporation (45)

PCN	Job Class Title	Time Status	Retire Code	Barg Unit	Location	Salary Sched	Range / Step	Comp Months	Split / Count	Annual Salaries	COLA	Premium Pay	Annual Benefits	Total Costs	UGF Amount
													<b>Total Salary Costs:</b>	10,791,161	
													<b>Total COLA:</b>	0	
													<b>Total Premium Pay:</b>	0	
													<b>Total Benefits:</b>	5,161,290	
													<b>Total Pre-Vacancy:</b>	15,952,451	
													<b>Minus Vacancy Adjustment of 3.00%:</b>	(478,574)	
													<b>Total Post-Vacancy:</b>	15,473,877	
													<b>Plus Lump Sum Premium Pay:</b>	1,600,000	
													<b>Plus Board Honoraria Pay:</b>	24,443	
													<b>Personal Services Line 100:</b>	17,098,320	
<b>Total Component Months:</b>		825.0													

<b>PCN Funding Sources:</b>	<b>Pre-Vacancy</b>	<b>Post-Vacancy</b>	<b>Percent</b>
1105 Alaska Permanent Fund Corporation Receipts	15,952,451	15,473,877	100.00%
<b>Total PCN Funding:</b>	<b>15,952,451</b>	<b>15,473,877</b>	<b>100.00%</b>

<b>Lump Sum Funding Sources:</b>	<b>Amount</b>	<b>Percent</b>
1105 Alaska Permanent Fund Corporation Receipts	1,600,000	100.00%
<b>Total Lump Sum Funding:</b>	<b>1,600,000</b>	<b>100.00%</b>

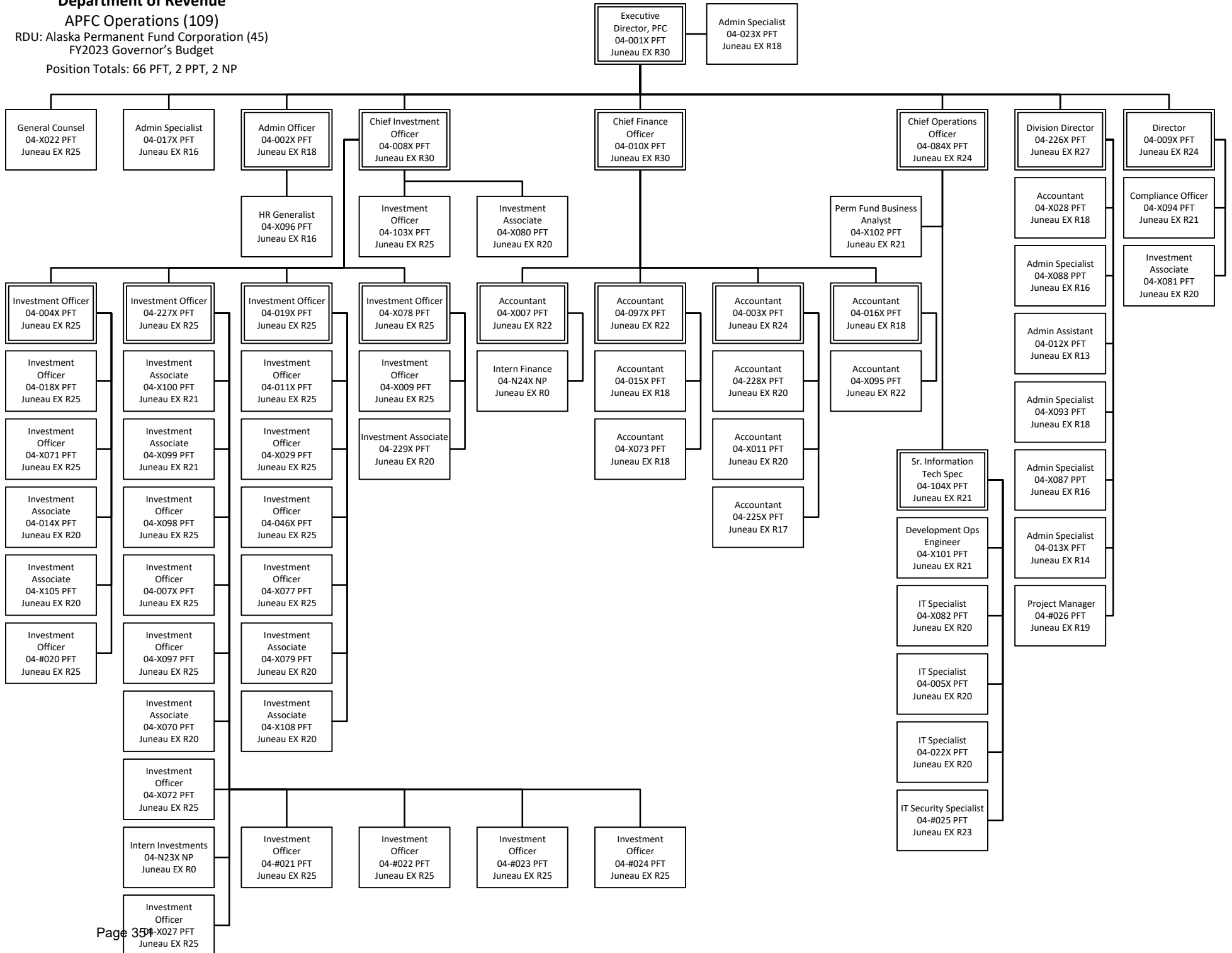
Note: If a position is split, an asterisk (\*) will appear in the Split/Count column. If the split position is also counted in the component, two asterisks (\*\*) will appear in this column. [No valid job title] appearing in the Job Class Title indicates that the PCN has an invalid class code or invalid range for the class code effective date of this scenario.

Department of Revenue

APFC Operations (109)

RDU: Alaska Permanent Fund Corporation (45)  
FY2023 Governor's Budget

Position Totals: 66 PFT, 2 PPT, 2 NP



**State of Alaska**  
**FY2023 Governor's Operating Budget**

**Department of Revenue**  
**APFC Investment Management Fees**  
**Component Budget Summary**



**Component: APFC Investment Management Fees**

**Contribution to Department's Mission**

See Alaska Permanent Fund Corporation Component Narrative Report.

**Core Services**

- See Alaska Permanent Fund Corporation Component Narrative Report.

**Major Component Accomplishments in 2021**

See Alaska Permanent Fund Corporation Component Narrative Report.

**Key Component Challenges**

See Alaska Permanent Fund Corporation Component Narrative Report.

**Significant Changes in Results to be Delivered in FY2023**

See Alaska Permanent Fund Corporation Component Narrative Report.

**Statutory and Regulatory Authority**

AS 37.13 Alaska Permanent Fund and Corporation

**Contact Information**

**Contact:** Valerie Mertz, Acting Executive Director  
**Phone:** (907) 796-1500  
**E-mail:** [vmertz@apfc.org](mailto:vmertz@apfc.org)

**Component Detail All Funds**  
**Department of Revenue**

**Component:** APFC Investment Management Fees (2310)  
**RDU:** Alaska Permanent Fund Corporation (45)

Non-Formula Component

	FY2021 Actuals	FY2022 Conference Committee	FY2022 Authorized	FY2022 Management Plan	FY2023 Governor	FY2022 Management Plan vs FY2023 Governor	
71000 Personal Services	0.0	0.0	0.0	0.0	0.0	0.0	0.0%
72000 Travel	0.0	0.0	0.0	0.0	0.0	0.0	0.0%
73000 Services	153,365.2	193,039.1	193,039.1	193,039.1	195,868.0	2,828.9	1.5%
74000 Commodities	0.0	0.0	0.0	0.0	0.0	0.0	0.0%
75000 Capital Outlay	0.0	0.0	0.0	0.0	0.0	0.0	0.0%
77000 Grants, Benefits	0.0	0.0	0.0	0.0	0.0	0.0	0.0%
78000 Miscellaneous	0.0	0.0	0.0	0.0	0.0	0.0	0.0%
<b>Totals</b>	<b>153,365.2</b>	<b>193,039.1</b>	<b>193,039.1</b>	<b>193,039.1</b>	<b>195,868.0</b>	<b>2,828.9</b>	<b>1.5%</b>
<b>Fund Sources:</b>							
1105 PFund Rcpt (Other)	153,365.2	193,039.1	193,039.1	193,039.1	195,868.0	2,828.9	1.5%
<b>Unrestricted General (UGF)</b>	<b>0.0</b>	<b>0.0</b>	<b>0.0</b>	<b>0.0</b>	<b>0.0</b>	<b>0.0</b>	<b>0.0%</b>
<b>Designated General (DGF)</b>	<b>0.0</b>	<b>0.0</b>	<b>0.0</b>	<b>0.0</b>	<b>0.0</b>	<b>0.0</b>	<b>0.0%</b>
<b>Other Funds</b>	<b>153,365.2</b>	<b>193,039.1</b>	<b>193,039.1</b>	<b>193,039.1</b>	<b>195,868.0</b>	<b>2,828.9</b>	<b>1.5%</b>
<b>Federal Funds</b>	<b>0.0</b>	<b>0.0</b>	<b>0.0</b>	<b>0.0</b>	<b>0.0</b>	<b>0.0</b>	<b>0.0%</b>
<b>Positions:</b>							
Permanent Full Time	0	0	0	0	0	0	0.0%
Permanent Part Time	0	0	0	0	0	0	0.0%
Non Permanent	0	0	0	0	0	0	0.0%

**Change Record Detail - Multiple Scenarios with Descriptions**  
**Department of Revenue**

**Component:** APFC Investment Management Fees (2310)  
**RDU:** Alaska Permanent Fund Corporation (45)

Scenario/Change Record Title	Trans Type	Totals	Personal Services	Travel	Services	Commodities	Capital Outlay	Grants, Benefits	Miscellaneous	Positions		NP
										PFT	PPT	
***** Changes From FY2022 Conference Committee To FY2022 Authorized *****												
<b>FY2022 Conference Committee</b>												
	ConfCom	193,039.1	0.0	0.0	193,039.1	0.0	0.0	0.0	0.0	0	0	0
1105 PFund Rcpt		193,039.1										
	<b>Subtotal</b>	<b>193,039.1</b>	<b>0.0</b>	<b>0.0</b>	<b>193,039.1</b>	<b>0.0</b>	<b>0.0</b>	<b>0.0</b>	<b>0.0</b>	<b>0</b>	<b>0</b>	<b>0</b>
***** Changes From FY2022 Management Plan To FY2023 Governor *****												
<b>Forecasted Investment Management Fees and Supporting Investment Systems</b>												
	Inc	2,828.9	0.0	0.0	2,828.9	0.0	0.0	0.0	0.0	0	0	0
1105 PFund Rcpt		2,828.9										
	<b>Totals</b>	<b>195,868.0</b>	<b>0.0</b>	<b>0.0</b>	<b>195,868.0</b>	<b>0.0</b>	<b>0.0</b>	<b>0.0</b>	<b>0.0</b>	<b>0</b>	<b>0</b>	<b>0</b>

Over \$2 million of the increase is directly related to external manager fees. The methodology for forecasting the FY2023 fees was modified as a result of FY2021 performance. Base fees were calculated using similar assumptions as in years past, based on Callan's growth assumption by asset class, the Fund's asset allocation, and contractual fee terms. In comparison, incentive fees were based on basis points (BPS) paid by a manager in FY2021 unless the historical average was still an accurate representation.

The remaining increase is associated with investment systems. The Corporation will focus on all data feeds and the platforms necessary to broaden APFC's analytical capabilities for investment decisions and risk management for the next few years. This journey will include creating a data strategy to ensure that all existing and future data sources and platforms are cohesive and efficient while identifying and finding solutions for data gaps.

**Line Item Detail (1676)**  
**Department of Revenue**  
**Services**

**Component:** APFC Investment Management Fees (2310)

<b>Line Number</b>	<b>Line Name</b>		<b>FY2021 Actuals</b>	<b>FY2022 Management Plan</b>	<b>FY2023 Governor</b>
3000	Services		153,365.2	193,039.1	195,868.0
<b>Object Class</b>	<b>Servicing Agency</b>	<b>Explanation</b>	<b>FY2021 Actuals</b>	<b>FY2022 Management Plan</b>	<b>FY2023 Governor</b>
<b>3000 Services Detail Totals</b>			<b>153,365.2</b>	<b>193,039.1</b>	<b>195,868.0</b>
3001	Financial Services	Investment management fees	147,449.5	183,203.2	185,926.3
3002	Legal and Judicial Services	Investment-specific legal services	618.8	2,105.0	1,500.0
3003	Information Technology	IT training, consulting, software licensing, software maintenance, and IT equipment leases	5,296.9	7,730.9	8,441.7

**Revenue Detail (1681)**  
**Department of Revenue**

**Component:** APFC Investment Management Fees (2310)

Revenue Type (OMB Fund Code)				FY2022	
Revenue Source	Component	Comment	FY2021 Actuals	Management Plan	FY2023 Governor
<b>5105 PFund Rcpt (1105 PFund Rcpt)</b>			<b>153,365.2</b>	<b>193,039.1</b>	<b>195,868.0</b>
5414 Alaska Permanent Fund Corporation Receipts		AS 37.13.150 Corporation Budget	153,365.2	193,039.1	195,868.0