

State of Alaska FY2024 Governor's Operating Budget

Department of Commerce, Community, and Economic Development Insurance Operations RDU/Component Budget Summary

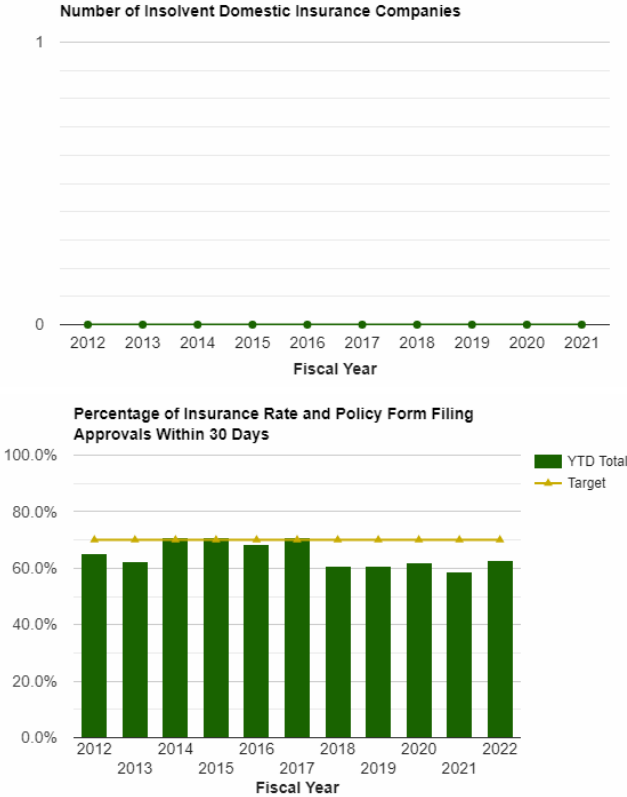
RDU/Component: Insurance Operations

Contribution to Department's Mission

Regulate the insurance industry to protect Alaskan consumers.

Results

(Additional performance information is available on the web at <https://omb.alaska.gov/results>.)



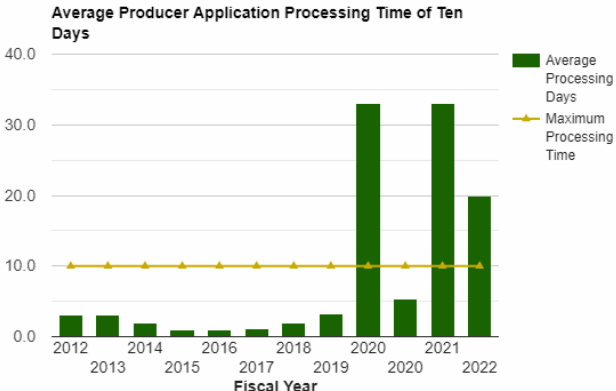
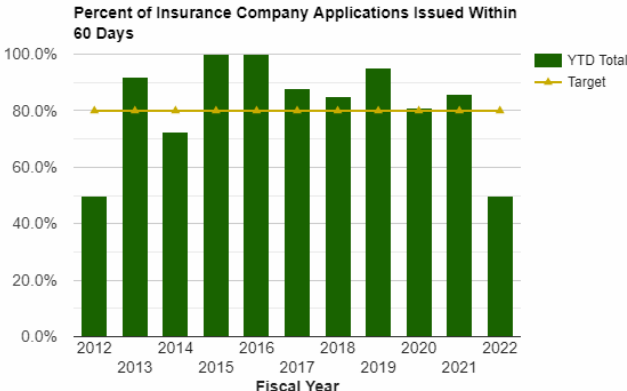
Core Services

- Licensing
- Compliance
- Investigations
- Rates and Forms
- Consumer Services

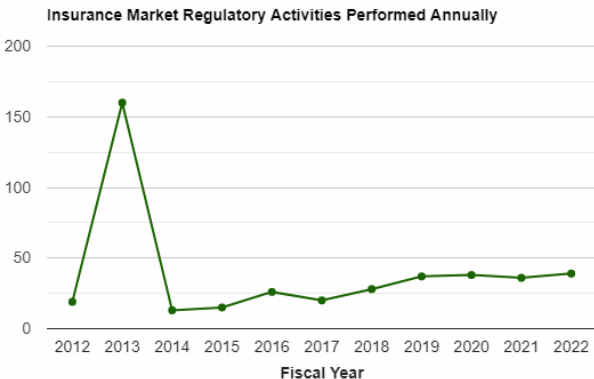
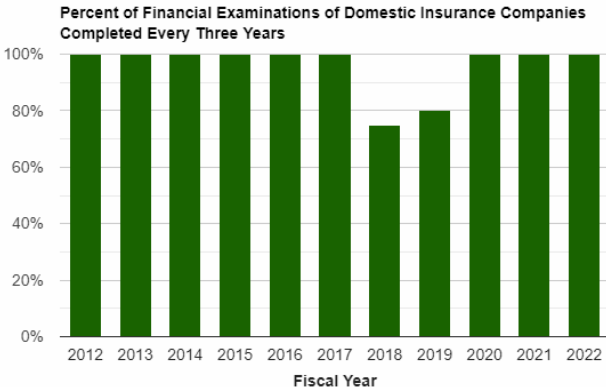
Measures by Core Service

(Additional performance information is available on the web at <https://omb.alaska.gov/results>.)

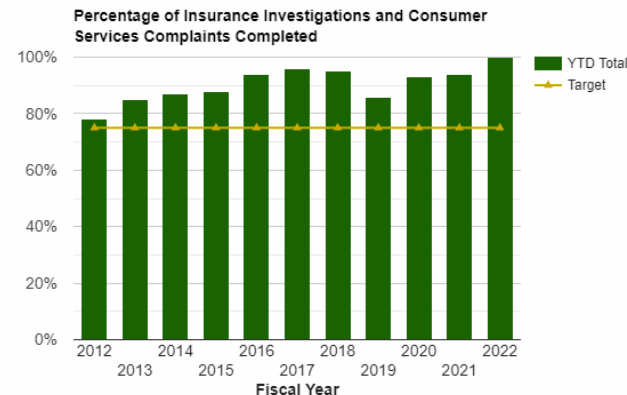
1. Licensing



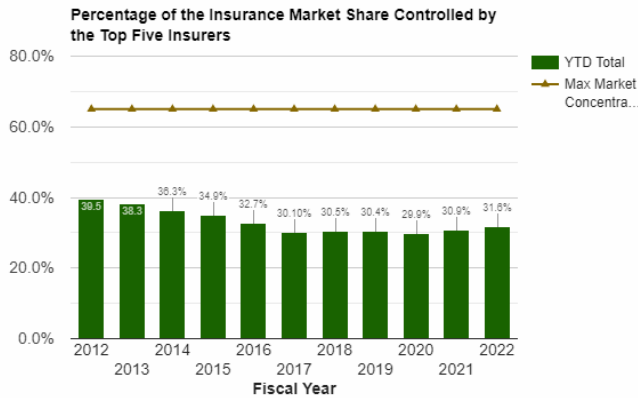
2. Compliance



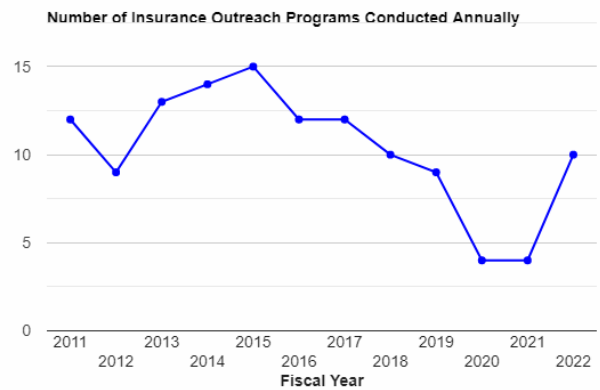
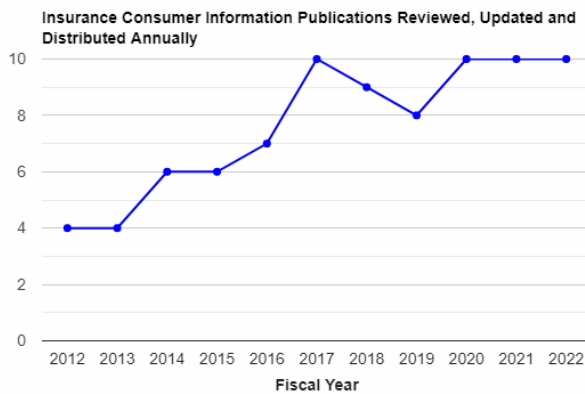
3. Investigations



4. Rates and Forms



5. Consumer Services



Major Component Accomplishments in 2022

- The division received approval to extend its 1332 State Innovation Waiver for five years from the Centers for Medicare and Medicaid Services.
- The Property and Casualty section closed 2,354 filings
- Despite a full turnover in licensing staff over the course of the pandemic, the section is fully staffed and applications are processed with the division’s 10-day standard. The biggest accomplishment of the Licensing section is obtaining staff and working through a massive backlog of applications while training new employees.
- The Investigation section completed a successful extradition to Alaska of a high-profile fugitive previously hiding in Europe, to face charges on 32 counts of insurance fraud related crimes.
- The division completed a Market Conduct Examination of Aetna Life Insurance Company.

Key Component Challenges

Federal Health Care Reform

The division also faces challenges with navigating and implementing ever-changing federal policies. For example, Medicaid unwinding at the end of the Public Health Emergency and the impact that it may have on the individual health insurance market. The division has signed a Memorandum of Agreement with the Centers for Medicare and Medicaid Services for enforcement of the federal No Surprises Act (NSA). The division is still developing its role in enforcement of the NSA.

Compliance and Market Regulation

Market conduct examinations, analyses, and investigations are used to assess compliance with the law, identify best practices, and correct behavior. The Division of Insurance performs its own market conduct examinations and participates in multi-state examinations. Market regulations are expanding beyond using market conduct

examinations as the primary method of resolving market conduct issues. Federal regulations and creative and innovative efforts by businesses have created challenges to confirming compliance with group statutes. Staff training and expertise in state and federal group insurance law and corporate structure are challenges when using limited resources.

Contracts and Use of Vendors

One of the largest impacts to the division's budget are high contracting costs. The high cost of contracting with vendors for actuarial services and the continued struggle to fill actuarial and other high-level positions to complete statutorily-required work will continue to be a challenge. The division's actuarial positions were reclassified from a range 25 to a range 28 in FY2022, but are still challenged to compete with salaries in the private sector. Both the Life and Health and Property and Casualty positions have been vacant for over a year, and the division is pursuing additional innovative recruitment strategies to fill them.

Property & Casualty

The Property and Casualty section is stable; however, they are still accruing the highest contractual costs for actuarial review and training. The division is reducing their training schedules and considering utilizing new software that could automate some of the staff filing review.

Significant Changes in Results to be Delivered in FY2024**Healthcare Reform**

The division is exploring the viability of additional 1332 waivers, including obesity and state-based exchanges. The division may utilize ACHIA funding for the actuarial consulting needs to determine the viability of these programs.

Artificial Intelligence

The division is planning to implement an automated platform to assist with form filing review. Automation has the potential to reduce human errors in manual review and decrease turnaround times.

The division is also considering how to regulate the advancement of artificial intelligence used by insurance companies for discrimination in rates. Many agencies are hiring data scientists to understand the algorithms in insurance filings. Since Alaska's market is relatively small, the division would likely partner with a national organization (NAIC) to purchase or develop the resources needed to adequately regulate the market.

Statutory and Regulatory Authority

AS 21	Insurance
3 AAC 21 to 31	Insurance

Contact Information
Contact: Lori Wing-Heier, Director Phone: (907) 269-7896 E-mail: lori.wing-heier@alaska.gov

Insurance Operations Personal Services Information				
Authorized Positions			Personal Services Costs	
	FY2023 Management Plan	FY2024 Governor		
Full-time	45	45	Annual Salaries	3,634,672
Part-time	0	0	COLA	87,747
Nonpermanent	0	0	Premium Pay	0
			Annual Benefits	2,250,799
			<i>Less 6.00% Vacancy Factor</i>	<i>(358,393)</i>
			Lump Sum Premium Pay	0
Totals	45	45	Total Personal Services	5,614,825

Position Classification Summary					
Job Class Title	Anchorage	Fairbanks	Juneau	Others	Total
Accounting Technician 1	0	0	1	0	1
Actuary	0	0	2	0	2
Administrative Assistant 2	0	0	1	0	1
Administrative Assistant 3	1	0	0	0	1
Administrative Officer 2	0	0	1	0	1
Consr Svc Spec	3	0	0	0	3
Deputy Director, Insurance	0	0	1	0	1
Division Director - Px	1	0	0	0	1
Insurance Financial Examiner 1	2	0	0	0	2
Insurance Financial Examiner 2	2	0	0	0	2
Insurance Financial Examiner 3	1	0	0	0	1
Insurance Licensing Examiner 2	1	0	3	0	4
Insurance Specialist 2	4	0	3	0	7
Insurance Specialist 3	2	0	2	0	4
Investigator 3	3	0	0	0	3
Investigator 4	1	0	0	0	1
Office Assistant 1	1	0	1	0	2
Office Assistant 2	0	0	1	0	1
Program Coordinator 2	1	0	2	0	3
Publications Specialist 3	0	0	1	0	1
Rcd & Lic Spvr	0	0	1	0	1
Regulations Specialist 2	0	0	1	0	1
Tax Auditor 3	0	0	1	0	1
Totals	23	0	22	0	45

Component Detail All Funds
Department of Commerce, Community, and Economic Development

Component: Insurance Operations (354)
RDU: Insurance (116)

Non-Formula Component

	FY2022 Actuals	FY2023 Conference Committee	FY2023 Authorized	FY2023 Management Plan	FY2024 Governor	FY2023 Management Plan vs FY2024 Governor	
71000 Personal Services	4,485.1	5,433.4	5,465.6	5,465.6	5,614.8	149.2	2.7%
72000 Travel	66.3	191.8	191.8	192.0	192.0	0.0	0.0%
73000 Services	2,127.2	3,812.7	4,833.5	4,833.3	3,234.1	-1,599.2	-33.1%
74000 Commodities	15.3	59.2	59.2	59.2	59.2	0.0	0.0%
75000 Capital Outlay	0.0	35.3	35.3	35.3	35.3	0.0	0.0%
77000 Grants, Benefits	0.0	0.0	0.0	0.0	0.0	0.0	0.0%
78000 Miscellaneous	0.0	0.0	0.0	0.0	0.0	0.0	0.0%
Totals	6,693.9	9,532.4	10,585.4	10,585.4	9,135.4	-1,450.0	-13.7%
Fund Sources:							
1002 Fed Rcpts (Fed)	25.0	277.7	279.2	279.2	279.2	0.0	0.0%
1061 CIP Rcpts (Other)	0.0	239.2	239.4	239.4	239.4	0.0	0.0%
1108 Stat Desig (Other)	24.2	55.0	55.1	55.1	55.1	0.0	0.0%
1156 Rcpt Svcs (DGF)	6,644.7	8,960.5	10,011.7	10,011.7	8,561.7	-1,450.0	-14.5%
Unrestricted General (UGF)	0.0	0.0	0.0	0.0	0.0	0.0	0.0%
Designated General (DGF)	6,644.7	8,960.5	10,011.7	10,011.7	8,561.7	-1,450.0	-14.5%
Other Funds	24.2	294.2	294.5	294.5	294.5	0.0	0.0%
Federal Funds	25.0	277.7	279.2	279.2	279.2	0.0	0.0%
Positions:							
Permanent Full Time	46	45	45	45	45	0	0.0%
Permanent Part Time	0	0	0	0	0	0	0.0%
Non Permanent	0	0	0	0	0	0	0.0%

Change Record Detail - Multiple Scenarios with Descriptions
Department of Commerce, Community, and Economic Development

Component: Insurance Operations (354)
RDU: Insurance (116)

Scenario/Change Record Title	Trans Type	Totals	Personal Services	Travel	Services	Commodities	Capital Outlay	Grants, Benefits	Miscellaneous	Positions		NP
										PFT	PPT	
***** Changes From FY2023 Conference Committee To FY2023 Authorized *****												
FY2023 Conference Committee												
	ConfCom	9,532.4	5,433.4	191.8	3,812.7	59.2	35.3	0.0	0.0	45	0	0
1002 Fed Rcpts		277.7										
1061 CIP Rcpts		239.2										
1108 Stat Desig		55.0										
1156 Rcpt Svcs		8,960.5										
Transfer Unallocated Rate Adjustments to Insurance Operations												
	Unalloc	20.8	0.0	0.0	20.8	0.0	0.0	0.0	0.0	0	0	0
1002 Fed Rcpts		1.5										
1061 CIP Rcpts		0.2										
1108 Stat Desig		0.1										
1156 Rcpt Svcs		19.0										
Insurance Actuarial Costs Sec22 Ch11 SLA2022 P138 L3 (HB281) (FY22-FY23) PENDING												
	CarryFwd	1,000.0	0.0	0.0	1,000.0	0.0	0.0	0.0	0.0	0	0	0
1156 Rcpt Svcs		1,000.0										
The sum of \$1,000,000 is appropriated from program receipts collected by the Department of Commerce, Community, and Economic Development, division of Insurance, under AS 21 to the Department of Commerce, Community, and Economic Development for actuarial support costs for the fiscal years ending June 30, 2022, and June 30, 2023.												
FY2023 Exempt 5% COLA												
	SalAdj	32.2	32.2	0.0	0.0	0.0	0.0	0.0	0.0	0	0	0
1156 Rcpt Svcs		32.2										
FY2023 Exempt 5% COLA: \$32.2												
Subtotal		10,585.4	5,465.6	191.8	4,833.5	59.2	35.3	0.0	0.0	45	0	0
***** Changes From FY2023 Authorized To FY2023 Management Plan *****												
Align Authority with Anticipated Expenditures												
	LIT	0.0	0.0	0.2	-0.2	0.0	0.0	0.0	0.0	0	0	0
Align authority with anticipated expenditures.												
Subtotal		10,585.4	5,465.6	192.0	4,833.3	59.2	35.3	0.0	0.0	45	0	0
***** Changes From FY2023 Management Plan To FY2024 Governor *****												
Align Authority with Anticipated Personal Services Costs												

Change Record Detail - Multiple Scenarios with Descriptions
Department of Commerce, Community, and Economic Development

Component: Insurance Operations (354)
RDU: Insurance (116)

Scenario/Change Record Title	Trans Type	Totals	Personal Services	Travel	Services	Commodities	Capital Outlay	Grants, Benefits	Miscellaneous	Positions		NP
										PFT	PPT	
	LIT	0.0	149.2	0.0	-149.2	0.0	0.0	0.0	0.0	0	0	0
Transfer from services to personal services for anticipated personal services costs. The remaining services authority is sufficient to cover anticipated expenditures.												
Reverse Health Payment and Utilization Database for Reporting and Data Management												
	OTI	-1,500.0	0.0	0.0	-1,500.0	0.0	0.0	0.0	0.0	0	0	0
1156 Rcpt Svcs	-1,500.0											
Reverse one-time item for Health Payment and Utilization Database.												
Reverse Insurance Actuarial Costs Sec22 Ch11 SLA2022 P138 L3 (HB281) (FY22-FY23)												
	OTI	-1,000.0	0.0	0.0	-1,000.0	0.0	0.0	0.0	0.0	0	0	0
1156 Rcpt Svcs	-1,000.0											
The sum of \$1,000,000 is appropriated from program receipts collected by the Department of Commerce, Community, and Economic Development, Division of Insurance, under AS 21 to the Department of Commerce, Community, and Economic Development for actuarial support costs for the fiscal years ending June 30, 2022, and June 30, 2023.												
Insurance Actuarial Costs (FY2024-FY2025)												
	MultiYr	1,000.0	0.0	0.0	1,000.0	0.0	0.0	0.0	0.0	0	0	0
1156 Rcpt Svcs	1,000.0											
The Division of Insurance has continued need for contractual actuarial support as Actuary positions in the Division of Insurance are vacant and in continual recruitment. This appropriation will be funded from licensing receipts that are already collected by the Division of Insurance; this change will not result in an increase in fees.												
* Sec. XX. DEPARTMENT OF COMMERCE, COMMUNITY, AND ECONOMIC DEVELOPMENT. (j) The sum of \$1,000,000 is appropriated from program receipts collected under AS 21 by the Department of Commerce, Community, and Economic Development, to the Division of Insurance for actuarial support for fiscal years ending June 30, 2024 and June 30, 2025.												
Automated Form Filing Software Acquisition and Maintenance												
	Inc	50.0	0.0	0.0	50.0	0.0	0.0	0.0	0.0	0	0	0
1156 Rcpt Svcs	50.0											
The Division of Insurance will purchase and implement software that improves insurance form filing review using artificial intelligence and data analytics. These forms are highly complex and technical, and require a significant time investment by division staff. Implementing automation for form filing review will reduce human errors in manual review and decrease turnaround times.												
Totals		9,135.4	5,614.8	192.0	3,234.1	59.2	35.3	0.0	0.0	45	0	0

Line Item Detail (1676)
Department of Commerce, Community, and Economic Development
Travel

Component: Insurance Operations (354)

Line Number	Line Name		FY2022 Actuals	FY2023 Management Plan	FY2024 Governor
2000	Travel		66.3	192.0	192.0
Object Class	Servicing Agency	Explanation	FY2022 Actuals	FY2023 Management Plan	FY2024 Governor
2000 Travel Detail Totals			66.3	192.0	192.0
2000	In-State Employee Travel	In-State Transportation - Transportation costs for travel relating to administration, meetings, boards and commissions.	22.4	35.0	35.0
2002	Out of State Employee Travel	Out-of-State Transportation - Transportation costs for travel relating to administration, meetings, boards and commissions.	43.9	157.0	157.0

Line Item Detail (1676)
Department of Commerce, Community, and Economic Development
Services

Component: Insurance Operations (354)

Line Number	Line Name		FY2022 Actuals	FY2023 Management Plan	FY2024 Governor
3000	Services		2,127.2	4,833.3	3,234.1
Object Class	Servicing Agency	Explanation	FY2022 Actuals	FY2023 Management Plan	FY2024 Governor
3000 Services Detail Totals			2,127.2	4,833.3	3,234.1
3000	Education Services	Training, educational conferences, agency memberships, tuition, books and fees for work-related courses.	41.7	20.2	20.2
3001	Financial Services	Accounting, auditing, management consulting, grantee monitoring, loan servicing and insurance related services.	544.3	330.5	330.5
3002	Legal and Judicial Services	Legal and judicial services, including costs to conduct hearings and transcription fees.	2.9	15.0	15.0
3003	Information Technology	Information Technology - Training, consulting, equipment and software leases, licensing and maintenance.	0.0	50.0	50.0
3004	Telecommunications	Local, long distance, and cellular telephone charges, television, data/network, telecommunication equipment, and other wireless charges from outside vendors.	11.2	25.0	25.0
3006	Delivery Services	Freight, courier services, and postage.	2.2	5.0	5.0
3007	Advertising and Promotions	Advertising, promotions and legal notices.	1.6	50.0	50.0
3008	Utilities	Electricity, heating fuel, water, sewage and disposal services.	0.3	1.0	1.0
3009	Structure/Infrastructure/Land	Structure, infrastructure and land repairs, maintenance, rentals and leases.	0.0	11.0	11.0

Line Item Detail (1676)
Department of Commerce, Community, and Economic Development
Services

Component: Insurance Operations (354)

Object Class	Servicing Agency	Explanation	FY2022 Actuals	FY2023 Management Plan	FY2024 Governor
3000 Services Detail Totals			2,127.2	4,833.3	3,234.1
3010	Equipment/Machinery	Machinery, furniture and equipment purchase, repairs, maintenance, rentals, and leases.	1.7	20.0	20.0
3011	Other Services	Other services, including printer/copy machine services, printing services, and State Travel Office fees.	286.7	5.0	5.0
3011	Other Services	Federal receipts that are not allocated until federal grants are received.	0.0	277.0	277.0
3011	Other Services	Health Payment and Utilization Database.	0.0	1,500.0	0.0
3017	Inter-Agency Information Technology Non-Telecommunications	Admin - Department-wide Office of Information Technology - core services chargeback and pass-through billings for specialty licensing and other items.	140.1	200.0	200.0
3018	Inter-Agency Information Technology Telecommunications	Admin - Department-wide Office of Information Technology - telecommunications chargeback.	15.7	30.0	30.0
3020	Inter-Agency Building Maintenance	Admin - Department-wide Building maintenance services.	0.0	3.0	3.0
3021	Inter-Agency Mail	Admin - Department-wide Shared Services of Alaska - Pro-rated share of expenses relating to central mailroom support and services.	18.3	25.0	25.0
3022	Inter-Agency Human Resources	Admin - Department-wide Division of Personnel and Labor Relations - Human resource and personnel services.	24.2	35.0	35.0
3023	Inter-Agency Building Leases	Admin - Department-wide State-owned facility space rent: State Office Building Juneau.	84.1	85.0	85.0
3023	Inter-Agency Building Leases	Admin - Department-wide State-owned facility space rent: Atwood Building.	58.3	65.0	65.0
3023	Inter-Agency Building Leases	Admin - Department-wide State-owned facility space rent: Linn Pacillo Parking Garage.	25.7	30.0	30.0
3024	Inter-Agency Legal	Law - Department-wide Legal services.	298.7	440.6	341.4

Line Item Detail (1676)
Department of Commerce, Community, and Economic Development
Services

Component: Insurance Operations (354)

Object Class		Servicing Agency	Explanation	FY2022 Actuals	FY2023 Management Plan	FY2024 Governor
3000 Services Detail Totals				2,127.2	4,833.3	3,234.1
3024	Inter-Agency Legal	Law - Department-wide	Regulations review.	15.8	15.0	15.0
3026	Inter-Agency Insurance	Admin - Department-wide	Division of Risk Management - Risk management insurance charges for leased buildings, repossessed properties, public official bonds, and overhead.	1.7	1.0	1.0
3027	Inter-Agency Financial	Admin - Department-wide	Division of Finance - Computer services for State accounting (IRIS), payroll (IRIS HRM), and reporting (ALDER) systems.	24.7	10.0	10.0
3028	Inter-Agency Americans with Disabilities Act Compliance	Admin - Department-wide	Americans with Disabilities Act (ADA) enforcement.	0.4	1.0	1.0
3030	Inter-Agency Hearing/Mediation	Law - Department-wide	Hearing and mediation services.	0.0	2.0	2.0
3036	Inter-Agency Safety	PubSaf - Department-wide	Fingerprinting services.	20.3	25.0	25.0
3037	State Equipment Fleet	Trans - Department-wide	State equipment fleet services.	5.3	6.0	6.0
3038	Inter-Agency Management/Consulting		Insurance actuarial support	0.0	1,000.0	1,000.0
3038	Inter-Agency Management/Consulting	Commerce - Administrative Services (1028)	Administrative Services support.	423.9	450.0	450.0
3038	Inter-Agency Management/Consulting	Commerce - Commissioner's Office (1027)	Commissioner's Office support.	77.4	100.0	100.0

Line Item Detail (1676)
Department of Commerce, Community, and Economic Development
Commodities

Component: Insurance Operations (354)

Line Number	Line Name		FY2022 Actuals	FY2023 Management Plan	FY2024 Governor
4000	Commodities		15.3	59.2	59.2
Object Class	Servicing Agency	Explanation	FY2022 Actuals	FY2023 Management Plan	FY2024 Governor
4000 Commodities Detail Totals			15.3	59.2	59.2
4000	Business	Supplies for office, library, training, and instructional needs, including small equipment, tools and subscriptions.	13.8	59.2	59.2
4004	Safety	Safety supplies, including law enforcement supplies and personal protection gear for investigators.	1.5	0.0	0.0

Line Item Detail (1676)

**Department of Commerce, Community, and Economic Development
Capital Outlay**

Component: Insurance Operations (354)

Line Number	Line Name		FY2022 Actuals	FY2023 Management Plan	FY2024 Governor
5000	Capital Outlay		0.0	35.3	35.3
Object Class	Servicing Agency	Explanation	FY2022 Actuals	FY2023 Management Plan	FY2024 Governor
5000 Capital Outlay Detail Totals			0.0	35.3	35.3
5004	Equipment	Equipment and furniture.	0.0	35.3	35.3

Revenue Detail (1681)

Department of Commerce, Community, and Economic Development

Component: Insurance Operations (354)

Revenue Type (OMB Fund Code) Revenue Source	Component	Comment	FY2022 Actuals	FY2023 Management Plan	FY2024 Governor
5002 Fed Rcpts (1002 Fed Rcpts)			25.0	279.2	279.2
5002 Federal General Government - Miscellaneous Grants		Federal receipts.	25.0	279.2	279.2
5061 CIP Rcpts (1061 CIP Rcpts)			0.0	239.4	239.4
5351 Capital Improvement Project Inter-Agency		Capital Improvement Project Receipts.	0.0	239.4	239.4
5108 Stat Desig (1108 Stat Desig)			24.2	55.1	55.1
5200 Statutory Dsgntd Prgrm Rcpts Pblc Prtctn - 3rd Party Clctns		National Association of Insurance Commissioners (NAIC) and other third-party reimbursements.	24.2	55.1	55.1
5156 Rcpt Svcs (1156 Rcpt Svcs)			13,704.1	10,011.7	8,561.7
5161 Receipt Supported Svcs Pblc Protection - Licenses & Permits		Revenue carryforward from licensing and permits from FY2021 to FY2022.	1,000.0	0.0	0.0
5161 Receipt Supported Svcs Pblc Protection - Licenses & Permits		Licensing and Permit Receipt Supported Services. Collections in excess of expenditures and carryforward lapse to the general fund.	13,672.8	9,011.7	8,561.7
5161 Receipt Supported Svcs Pblc Protection - Licenses & Permits		Revenue carryforward from licensing and permits from FY2022 to FY2023.	-1,000.0	1,000.0	0.0
5162 Receipt Supported Services - Charges for Services		Charges for services. Receipts collected in excess of expenditures that lapse to the General Fund.	31.3	0.0	0.0
6004 Gen Fund (1004 Gen Fund)			62,454.4	61,673.3	61,673.3
6003 General Fund Pblc Prtctn - Miscellaneous Fines/Forfeitures		Company and Producer fines, penalties, and surcharges.	781.1	0.0	0.0
6040 General Fund - Insurance Premium Tax		Insurance Premium Tax collections. After the transfer to the Department of Labor and Workforce	66,116.1	66,116.1	66,116.1

Revenue Detail (1681)

Department of Commerce, Community, and Economic Development

Component: Insurance Operations (354)

Revenue Type (OMB Fund Code) Revenue Source	Component	Comment	FY2022 Actuals	FY2023 Management Plan	FY2024 Governor
6040 General Fund - Insurance Premium Tax		Development for Workers' Compensation, these receipts are deposited in the General fund. Projections based on FY2020 receipts. Insurance Premium Tax transferred to the Department of Labor for Workers Compensation for the Workers' Compensation Service Fee. Projected amounts based on FY2020 actuals.	-4,442.8	-4,442.8	-4,442.8

Inter-Agency Services (1682)

Department of Commerce, Community, and Economic Development

Component: Insurance Operations (354)

				FY2022 Actuals	FY2023 Management Plan	FY2024 Governor
Component Totals				1,234.6	1,523.6	1,424.4
With Department of Administration				393.2	485.0	485.0
With Department of Law				314.5	457.6	358.4
With Department of Public Safety				20.3	25.0	25.0
With Department of Transportation/Public Facilities				5.3	6.0	6.0
With Department of Commerce, Community, and Economic Development				501.3	550.0	550.0
Object Class	Servicing Agency	Explanation	FY2022 Actuals	FY2023 Management Plan	FY2024 Governor	
3017	Inter-Agency Information Technology Non-Telecommunications	Admin - Department-wide Office of Information Technology - core services chargeback and pass-through billings for specialty licensing and other items.	140.1	200.0	200.0	
3018	Inter-Agency Information Technology Telecommunications	Admin - Department-wide Office of Information Technology - telecommunications chargeback.	15.7	30.0	30.0	
3020	Inter-Agency Building Maintenance	Admin - Department-wide Building maintenance services.	0.0	3.0	3.0	
3021	Inter-Agency Mail	Admin - Department-wide Shared Services of Alaska - Pro-rated share of expenses relating to central mailroom support and services.	18.3	25.0	25.0	
3022	Inter-Agency Human Resources	Admin - Department-wide Division of Personnel and Labor Relations - Human resource and personnel services.	24.2	35.0	35.0	
3023	Inter-Agency Building Leases	Admin - Department-wide State-owned facility space rent: State Office Building Juneau.	84.1	85.0	85.0	
3023	Inter-Agency Building Leases	Admin - Department-wide State-owned facility space rent: Atwood Building.	58.3	65.0	65.0	
3023	Inter-Agency Building Leases	Admin - Department-wide State-owned facility space rent: Linny Pacillo Parking Garage.	25.7	30.0	30.0	
3024	Inter-Agency Legal	Law - Department-wide Legal services.	298.7	440.6	341.4	
3024	Inter-Agency Legal	Law - Department-wide Regulations review.	15.8	15.0	15.0	

Inter-Agency Services (1682)

Department of Commerce, Community, and Economic Development

Component: Insurance Operations (354)

Object Class	Servicing Agency	Explanation	FY2022 Actuals	FY2023 Management Plan	FY2024 Governor
3026 Inter-Agency Insurance	Admin - Department-wide	Division of Risk Management - Risk management insurance charges for leased buildings, repossessed properties, public official bonds, and overhead.	1.7	1.0	1.0
3027 Inter-Agency Financial	Admin - Department-wide	Division of Finance - Computer services for State accounting (IRIS), payroll (IRIS HRM), and reporting (ALDER) systems.	24.7	10.0	10.0
3028 Inter-Agency Americans with Disabilities Act Compliance	Admin - Department-wide	Americans with Disabilities Act (ADA) enforcement.	0.4	1.0	1.0
3030 Inter-Agency Hearing/Mediation	Law - Department-wide	Hearing and mediation services.	0.0	2.0	2.0
3036 Inter-Agency Safety	PubSaf - Department-wide	Fingerprinting services.	20.3	25.0	25.0
3037 State Equipment Fleet	Trans - Department-wide	State equipment fleet services.	5.3	6.0	6.0
3038 Inter-Agency Management/Consulting	Commerce - Administrative Services (1028)	Administrative Services support.	423.9	450.0	450.0
3038 Inter-Agency Management/Consulting	Commerce - Commissioner's Office (1027)	Commissioner's Office support.	77.4	100.0	100.0

Personal Services Expenditure Detail
Department of Commerce, Community, and Economic Development

Scenario: FY2024 Governor (19867)
Component: Insurance Operations (354)
RDU: Insurance (116)

PCN	Job Class Title	Time Status	Retire Code	Barg Unit	Location	Salary Sched	Range / Step	Comp Months	Split / Count	Annual Salaries	COLA	Premium Pay	Annual Benefits	Total Costs	UGF Amount
08-4001	Division Director - Px	FT	A	XE	Anchorage	N00	27M / N	12.0		148,330	0	0	76,989	225,319	0
08-4002	Office Assistant 1	FT	A	GP	Juneau	205	8A / B	12.0		34,288	1,178	0	31,819	67,285	0
08-4003	Deputy Director, Insurance	FT	A	XE	Juneau	N05	24L / M	12.0		129,519	0	0	69,956	199,475	0
08-4004	Insurance Specialist 2	FT	A	GP	Juneau	205	19B / C	12.0		73,854	2,537	0	46,613	123,004	0
08-4005	Insurance Specialist 2	FT	A	GP	Anchorage	200	19E / F	12.0		76,669	2,633	0	47,665	126,967	0
08-4007	Insurance Licensing Examiner 2	FT	A	GP	Juneau	205	14B / C	12.0		51,739	1,777	0	38,344	91,860	0
08-4008	Program Coordinator 2	FT	A	SS	Juneau	205	20B / C	12.0		83,907	1,153	0	53,045	138,105	0
08-4009	Publications Specialist 3	FT	A	GP	Juneau	205	19E / F	12.0		82,090	2,820	0	49,692	134,602	0
08-4022	Rcd & Lic Spvr	FT	A	SS	Juneau	205	16A / B	12.0		62,074	853	0	44,882	107,809	0
08-4023	Administrative Officer 2	FT	A	SS	Juneau	205	19D / E	12.0		85,046	1,168	0	53,471	139,685	0
08-4024	Administrative Assistant 2	FT	A	GP	Juneau	205	14A / B	12.0		50,705	1,742	0	37,957	90,404	0
08-4025	Insurance Financial Examiner 1	FT	A	GP	Anchorage	200	19A / B	12.0		67,702	2,325	0	44,312	114,339	0
08-4026	Investigator 4	FT	A	SS	Anchorage	200	20L / M	12.0		99,617	1,369	0	58,919	159,905	0
08-4027	Administrative Assistant 3	FT	A	SS	Anchorage	600	15B / C	12.0		55,645	765	0	42,478	98,888	0
08-4028	Consr Svc Spec	FT	A	GP	Anchorage	200	16G / J	12.0		68,404	2,350	0	44,575	115,329	0
08-4029	Insurance Licensing Examiner 2	FT	A	GP	Anchorage	200	14A / B	12.0		48,470	1,665	0	37,122	87,257	0
08-4030	Consr Svc Spec	FT	A	GP	Anchorage	99	16S	12.0		95,273	3,272	0	54,621	153,166	0
08-4031	Insurance Specialist 3	FT	A	SS	Juneau	205	21K / L	12.0		116,012	1,594	0	65,049	182,655	0
08-4033	Insurance Specialist 2	FT	A	GP	Anchorage	200	19A / B	12.0		67,894	2,332	0	44,384	114,610	0
08-4034	Insurance Financial Examiner 1	FT	A	GP	Anchorage	200	19A / B	12.0		67,894	2,332	0	44,384	114,610	0
08-4035	Insurance Financial Examiner 3	FT	A	SS	Anchorage	200	23J	12.0		113,610	1,561	0	64,151	179,322	0
08-4036	Insurance Licensing Examiner 2	FT	A	GP	Juneau	205	14B / C	12.0		51,869	1,782	0	38,392	92,043	0
08-4041	Tax Auditor 3	FT	A	SS	Juneau	99	20R	12.0		132,164	1,816	0	71,089	205,069	0
08-4042	Program Coordinator 2	FT	A	GP	Juneau	205	20G / J	12.0		92,525	3,178	0	53,594	149,297	0
08-4043	Insurance Licensing Examiner 2	FT	A	GP	Juneau	205	14B / C	12.0		52,390	1,799	0	38,587	92,776	0
08-4044	Actuary	FT	A	XE	Juneau	N05	28A / B	12.0		120,027	0	0	66,407	186,434	0
08-4045	Insurance Specialist 2	FT	A	GP	Anchorage	200	19B / C	12.0		70,604	2,425	0	45,397	118,426	0
08-4046	Insurance Specialist 2	FT	A	GP	Anchorage	200	19A / B	12.0		67,491	2,318	0	44,234	114,043	0
08-4048	Insurance Specialist 2	FT	A	GP	Juneau	205	19A / B	12.0		69,831	2,399	0	45,108	117,338	0
08-4051	Insurance Specialist 3	FT	A	SS	Anchorage	200	21A / B	12.0		89,546	1,230	0	55,154	145,930	0
08-4052	Actuary	FT	A	XE	Juneau	N05	28A / B	12.0		120,205	0	0	66,473	186,678	0
08-4053	Office Assistant 1	FT	A	GP	Anchorage	200	8B / C	12.0		33,951	1,166	0	31,693	66,810	0

Note: If a position is split, an asterisk (*) will appear in the Split/Count column. If the split position is also counted in the component, two asterisks (**) will appear in this column. [No valid job title] appearing in the Job Class Title indicates that the PCN has an invalid class code or invalid range for the class code effective date of this scenario.

Personal Services Expenditure Detail
Department of Commerce, Community, and Economic Development

Scenario: FY2024 Governor (19867)
Component: Insurance Operations (354)
RDU: Insurance (116)

PCN	Job Class Title	Time Status	Retire Code	Barg Unit	Location	Salary Sched	Range / Step	Comp Months	Split / Count	Annual Salaries	COLA	Premium Pay	Annual Benefits	Total Costs	UGF Amount
08-4054	Office Assistant 2	FT	A	GP	Juneau	205	10A / B	12.0		38,643	1,327	0	33,447	73,417	0
08-4056	Investigator 3	FT	A	GP	Anchorage	200	18J / K	12.0		81,257	2,791	0	49,381	133,429	0
08-4057	Insurance Financial Examiner 2	FT	A	GP	Anchorage	200	21D / E	12.0		86,178	2,960	0	51,221	140,359	0
08-4058	Insurance Financial Examiner 2	FT	A	GP	Anchorage	200	21A / B	12.0		77,878	2,675	0	48,117	128,670	0
08-4059	Accounting Technician 1	FT	A	GP	Juneau	205	12J / K	12.0		55,524	1,907	0	39,759	97,190	0
08-4060	Program Coordinator 2	FT	A	SS	Anchorage	200	20L	12.0		98,946	1,359	0	58,669	158,974	0
08-4062	Insurance Specialist 2	FT	A	GP	Juneau	99	19S	12.0		125,513	4,311	0	65,928	195,752	0
08-4063	Investigator 3	FT	A	GP	Anchorage	99	18P	12.0		100,141	3,440	0	56,441	160,022	0
08-4064	Investigator 3	FT	A	GP	Anchorage	200	18M	12.0		87,087	2,991	0	51,560	141,638	0
08-4068	Consr Svc Spec	FT	A	GP	Anchorage	200	16G / J	12.0		68,747	2,361	0	44,703	115,811	0
08-4069	Insurance Specialist 3	FT	A	GP	Juneau	205	21G	12.0		97,539	3,350	0	55,468	156,357	0
08-4070	Insurance Specialist 3	FT	A	GP	Anchorage	200	21B / C	12.0		79,920	2,745	0	48,881	131,546	0
08-9072	Regulations Specialist 2	FT	A	GP	Juneau	205	16A / B	12.0		57,954	1,991	0	40,668	100,613	0

	Total Positions	New	Deleted		Total Salary Costs:	3,634,672
					Total COLA:	87,747
Full Time Positions:	45	0	0		Total Premium Pay:	0
Part Time Positions:	0	0	0		Total Benefits:	2,250,799
Non Permanent Positions:	0	0	0			
Positions in Component:	45	0	0		Total Pre-Vacancy:	5,973,218
					Minus Vacancy Adjustment of 6.00%:	(358,393)
					Total Post-Vacancy:	5,614,825
					Plus Lump Sum Premium Pay:	0
					Personal Services Line 100:	5,614,825

PCN Funding Sources:	Pre-Vacancy	Post-Vacancy	Percent
1156 Receipt Supported Services	5,973,218	5,614,825	100.00%
Total PCN Funding:	5,973,218	5,614,825	100.00%

Note: If a position is split, an asterisk (*) will appear in the Split/Count column. If the split position is also counted in the component, two asterisks (**) will appear in this column. [No valid job title] appearing in the Job Class Title indicates that the PCN has an invalid class code or invalid range for the class code effective date of this scenario.

State of Alaska
Department of Commerce, Community, and Economic Development
Insurance Operations
FY2024 Governor Organization Chart

