

# **State of Alaska FY2024 Governor's Operating Budget**

**Department of Commerce, Community, and Economic  
Development**

Department of Commerce, Community, and Economic Development

**Mission**

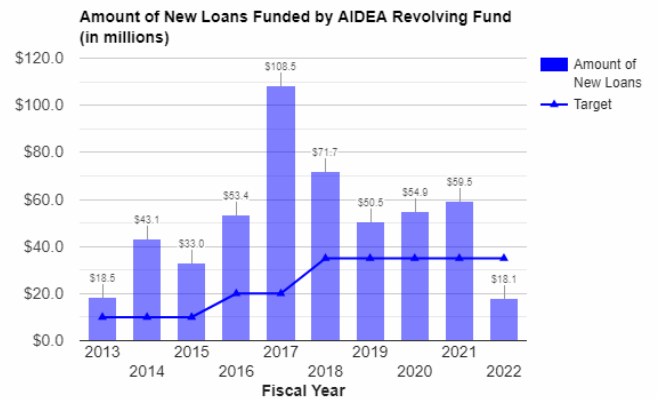
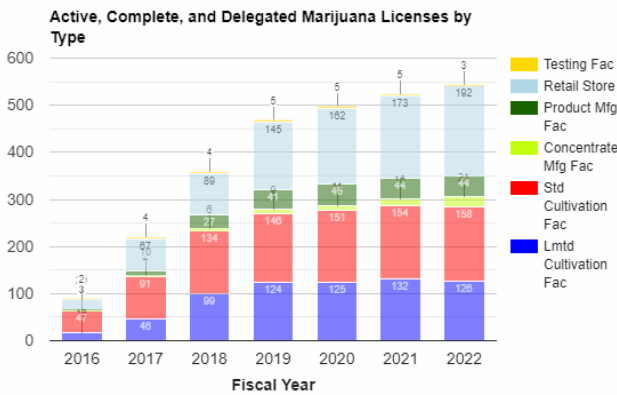
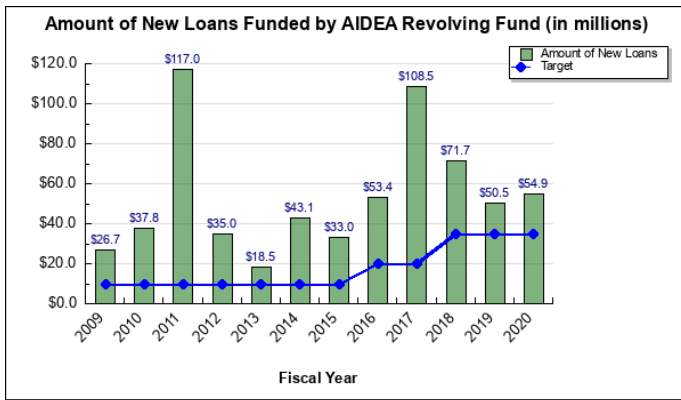
Promote a healthy economy, strong communities, and protect consumers in Alaska. AS 44.33.020

	Core Services (in priority order)	UGF	DGF	Other	Fed	Total	PFT	PPT	NP	% GF
1	Economic Growth	656.3	13,706.0	24,246.9	9,948.1	48,557.3	129.9	0.0	1.1	12.1%
2	Sustainable Energy	1,313.4	50,879.2	18,503.0	1,208.6	71,904.2	73.9	0.0	0.8	43.9%
3	Strong Communities	6,535.3	568.9	6,300.6	171,201.4	184,606.2	57.3	0.0	1.7	6.0%
4	Consumer Protection	1,509.5	43,605.0	2,382.4	279.2	47,776.0	260.0	0.0	4.5	38.0%
	<b>FY2023 Management Plan</b>	<b>10,014.5</b>	<b>108,759.1</b>	<b>51,432.8</b>	<b>182,637.3</b>	<b>352,843.7</b>	<b>521.0</b>	<b>0.0</b>	<b>8.0</b>	

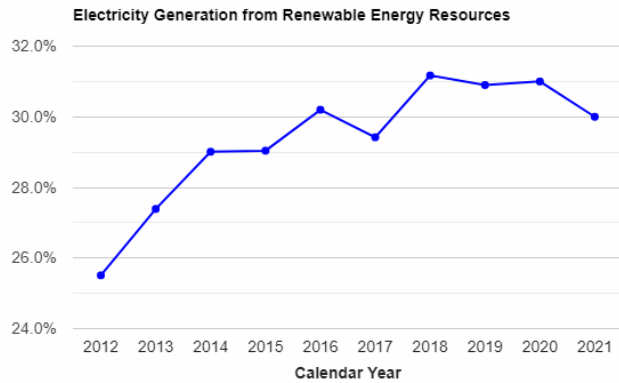
**Measures by Core Service**

(Additional performance information is available on the web at <https://omb.alaska.gov/results>.)

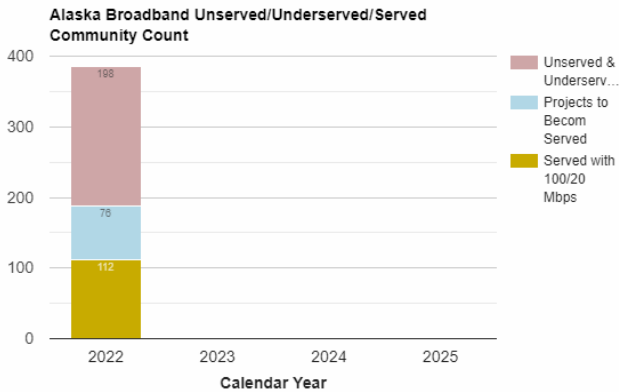
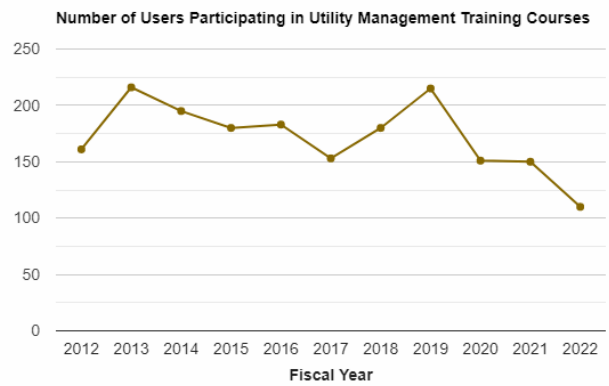
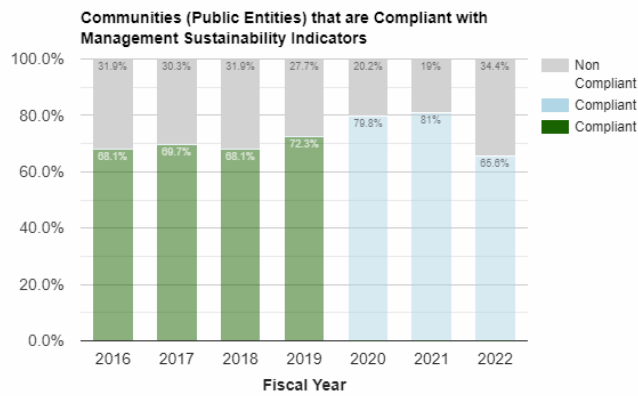
**1. Economic Growth**



## 2. Sustainable Energy

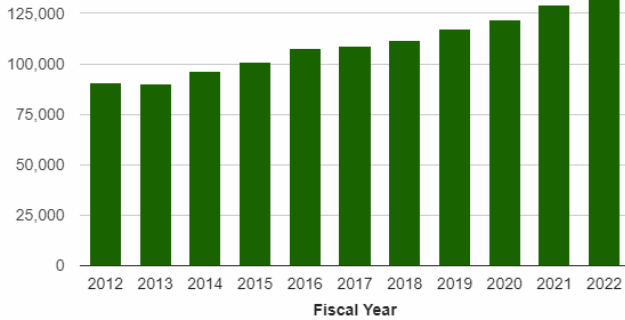


## 3. Strong Communities

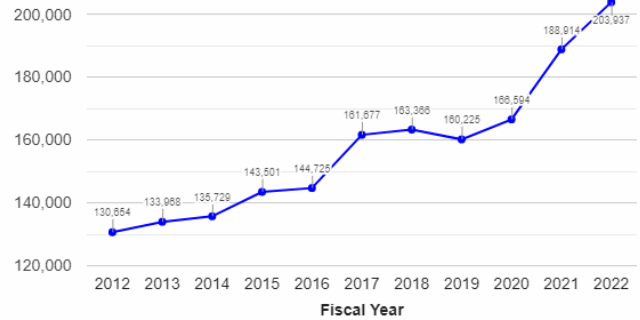


### 4. Consumer Protection

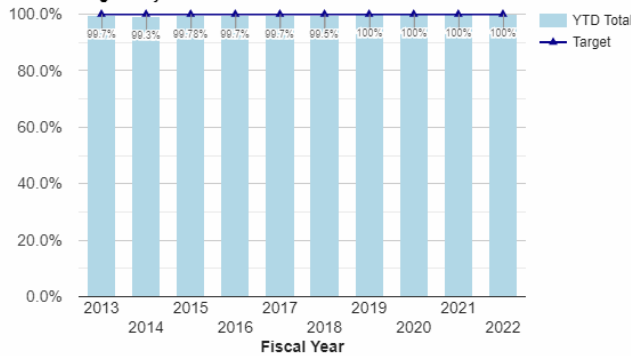
Alaska Chartered, Registered, Licensed or Examined Financial Services Entities and Agents



Number of Current Business & Professional Licensees



Percent of Tariff Matters Reviewed and Processed within Regulatory Timelines



### Major Department Accomplishments in 2022

- Alaska Oil and Gas Conservation Commission (AOGCC) continued to administer the Class II Underground Injection Control Program to protect Alaska’s underground fresh water. AOGCC received an Environmental Protection Agency (EPA) grant for 2022 program.
- Corporations, Business and Professional Licensing continues to process an increased volume of licenses with the largest increases in Real Estate, Rental, and Leasing; Professional, Scientific, and Technical Services; and Trade categories. Professional licensing volume has grown 24 percent from FY2021 to FY2022. Alaska Seafood Marketing Institute’s international program conducted three in-bound missions to Alaska in summer 2022, including a buyer’s mission from Latin America with eight buyers, a mission from Germany with eight guests as well as a group from Indonesia. Although sales numbers have not yet been reported, sales as a result of the missions are expected in the millions of dollars.
- Alaska Industrial Development and Export Authority (AIDEA) in FY2022, paid the State a dividend of \$14.475 million and has declared a \$6.5 million dividend for FY2023, appropriated to the general fund. As one of the largest investors in the State of Alaska, AIDEA has generated positive statutory net income every year since AIDEA began paying a dividend with 1997’s budget process. Inclusive of this dividend, AIDEA has declared since 1997 in aggregate more than \$446 million in dividends.
- Alaska Broadband Office was established in FY2023 and initiated responses to the Notices of Funding Opportunity for the Digital Equity Act and the Broadband, Equity and Access Deployment (BEAD) program. It also engaged with the Federal Communications Commission (FCC) and the National Telecommunications and Information Administration (NTIA) with concerns about Fabric Mapping of Broadband Serviceable Locations (BSLs) in Alaska, and the use of that data in determining the BEAD formula funding allocations for the state.
- The Alcohol and Marijuana Control Office’s (AMCO) Marijuana Control Board (MCB) collected \$1.7 million in program receipts from approximately 440 marijuana licenses and the Alcohol and Beverage Control (ABC) Board collected \$2.1 million in program receipts from approximately 2,000 alcoholic beverage licensees and special event permittees. The AMCO refocused and redoubled its efforts to keep Alaska open for business and reduce the administrative burdens on businesses at the same time it guards against the potential dangers of both

alcoholic beverages and marijuana to public health and safety. These efforts included the successful advocacy and then beginning implementation of the Title 4 Rewrite and beginning review of all regulations applicable to the licensed marijuana industry to identify regulations that are not working, are overly burdensome, or that do not reflect business, public health, and public safety realities.

- Division of Community and Regional Affairs (DCRA) assisted 265 communities throughout Alaska. The DCRA provided urgent assistance 95 times to avoid disruption to essential public services. This resulted in 50 fuel loans to communities ineligible for bank loans and coordination of fuel deliveries to avoid critical shortages. Additionally, staff provided Power Cost Equalization (PCE) on-site training and assistance to communities to file and receive payments that would have expired; assistance with filing for Payment in Lieu of Taxes (PILT) and Community Assistance Program funds before application deadlines; assistance with critical financial issues involving the Internal Revenue Service; support in providing local municipal and tribal elections; assistance with economic disaster recovery; utility freeze ups; recovery from natural disasters; and loss of key personnel.
- Investments provided patient capital to stimulate business development, job creation, and resident ownership through direct state loan origination on 212 loans and pre-qualifications totaling \$32.6 million across nine revolving loan funds.
- Regulatory Commission of Alaska received the final regulations approval for the electric reliability organization regulations necessitated by the passage of Senate Bill 123 and is in the process of certification of the first electric reliability organization in Alaska's history.
- Alaska Energy Authority increased grid stability with the construction and coordination of a Battery Energy Storage Systems, or BESS, in the southern, central, and northern regions to reassert control over the grid operating point (frequency) and mitigate the small signal instability that occurs between Bradley Lake Hydroelectric Project and the grid. These projects will be the initial phase of some of the most significant improvements to the Railbelt electrical grid in Alaska's history.
- Banking and Securities collected \$21.7 million in assessments, fees, and penalties in FY2022; of which \$17.6 million was contributed to the general fund.
- Administrative Services identified and implemented application development initiatives to increase efficiencies for Department of Commerce, Community, and Economic Development users and customers, especially in the areas of remote access and electronic document storage and access. These improvements allowed the increased adoption of telework in divisions, which allowed Administrative Services to lead divisions in the State Office Building through an office space consolidation that resulted in cost savings.

## Key Department Challenges

- Supporting effective local government and essential public services as communities' experience the impact and recovery of the COVID-19 pandemic and associated impacts on local revenue sources;
- Providing support and resources to Alaska's business community as the economy rebounds from the COVID-19 pandemic.
- Providing coordinated support to Alaska's communities to maximize federal funding to expand broadband access across Alaska.

## Significant Changes in Results to be Delivered in FY2024

- Continuing establishment of the Alaska Broadband Office to increase broadband infrastructure throughout Alaska.
- Continuing evaluation of regulatory requirements for licensing programs across the Department of Commerce, Community, and Economic Development to reduce unnecessary regulations and bureaucracy, and to improve efficiency.

**Contact Information**

**Commissioner:** Julie Sande  
**Phone:** (907) 465-2500  
**E-mail:** julie.sande@alaska.gov

**Administrative Services Director:** Hannah Lager  
**Phone:** (907) 465-5533  
**E-mail:** hannah.lager@alaska.gov

**FY2024 Capital Budget Request**

<b>Project Title</b>	<b>Unrestricted Gen (UGF)</b>	<b>Designated Gen (DGF)</b>	<b>Other Funds</b>	<b>Federal Funds</b>	<b>Total Funds</b>
Alaska Gasline Development Corporation - Hydrogen Hub	0	0	0	10,000,000	10,000,000
Statewide Marketing and Economic Development Initiative	0	5,000,000	0	0	5,000,000
National Petroleum Reserve - Alaska Impact Grant Program	0	0	0	32,100,000	32,100,000
Community Block Grants	65,000	0	0	6,250,000	6,315,000
Public Engagement and Customer Relationship Management System	0	2,500,000	0	0	2,500,000
Alaska Energy Authority - Electrical Emergencies Program	200,000	0	0	0	200,000
Alaska Energy Authority - Bulk Fuel Upgrades	5,500,000	0	0	7,500,000	13,000,000
Alaska Energy Authority - Rural Power Systems Upgrades	7,500,000	0	0	25,000,000	32,500,000
Alaska Energy Authority - Electric Vehicle Charging Equipment Deployment - IIJA Competitive	0	0	0	1,670,000	1,670,000
Alaska Energy Authority - New Energy Auditor Training IIJA	0	0	0	63,600	63,600
Alaska Energy Authority - Hydroelectric Development	5,000,000	0	0	0	5,000,000
Alaska Energy Authority - Statewide Grid Resilience and Reliability - IIJA Formula	1,816,579	0	0	12,110,523	13,927,102
Alaska Energy Authority - Renewable Energy and Efficiency Programs	5,000,000	0	0	0	5,000,000
Three-Phase Power Extensions and Upgrades to Delta Farm Region and Co-Op	3,000,000	0	0	0	3,000,000
<b>Department Total</b>	<b>28,081,579</b>	<b>7,500,000</b>	<b>0</b>	<b>94,694,123</b>	<b>130,275,702</b>

*This is an appropriation level summary only. For allocations and the full project details see the capital budget.*

**Summary of Department Budget Changes by RDU**

From FY2023 Management Plan to FY2024 Governor

*All dollars shown in thousands*

	<u>Unrestricted Gen (UGF)</u>	<u>Designated Gen (DGF)</u>	<u>Other Funds</u>	<u>Federal Funds</u>	<u>Total Funds</u>
<b>FY2023 Management Plan</b>	<b>10,014.5</b>	<b>108,759.1</b>	<b>51,432.8</b>	<b>182,637.3</b>	<b>352,843.7</b>
<b>Adjustments which get you to start of year:</b>					
-Corp, Bus & Prof Licenses	0.0	211.0	0.0	0.0	211.0
-Insurance	0.0	1,000.0	0.0	0.0	1,000.0
-Alcohol and Marijuana Control	0.0	175.2	0.0	0.0	175.2
<b>One-time items:</b>					
-Executive Admin and Dev	0.0	0.0	-513.0	0.0	-513.0
-Community and Regional Affairs	-18.7	-281.6	0.0	-155,701.8	-156,002.1
-Corp, Bus & Prof Licenses	-1,100.0	21.3	0.0	0.0	-1,078.7
-Economic Development	0.0	0.0	0.0	-852.5	-852.5
-Insurance	0.0	-2,500.0	0.0	0.0	-2,500.0
-AK Oil & Gas Conservation Comm	0.0	0.0	-150.0	0.0	-150.0
-Alaska Energy Authority	0.0	-48,049.8	0.0	0.0	-48,049.8
-Alaska Seafood Marketing Inst	0.0	0.0	0.0	-3,285.1	-3,285.1
<b>Adjustments which continue current level of service:</b>					
-Executive Admin and Dev	0.0	0.0	747.1	0.0	747.1
-Banking and Securities	0.0	0.0	50.0	0.0	50.0
-Community and Regional Affairs	0.0	301.2	0.0	0.0	301.2
-Corp, Bus & Prof Licenses	2,200.0	-2,200.0	0.0	0.0	0.0
-AK Oil & Gas Conservation Comm	0.0	0.0	150.0	0.0	150.0
-Ak Gasline Development	3,086.1	0.0	-3,086.1	0.0	0.0
-Alaska Energy Authority	363.1	48,049.8	958.0	0.0	49,370.9
-AIDEA	0.0	0.0	1,576.6	0.0	1,576.6
<b>Proposed budget increases:</b>					
-Executive Admin and Dev	0.0	0.0	1,061.4	50.0	1,111.4
-Banking and Securities	0.0	481.0	0.0	0.0	481.0
-Community and Regional Affairs	0.0	0.0	350.0	0.0	350.0
-Insurance	0.0	50.0	0.0	0.0	50.0
-Alcohol and Marijuana Control	0.0	40.0	0.0	0.0	40.0
-Alaska Energy Authority	0.0	233.9	0.0	0.0	233.9
-AIDEA	0.0	0.0	900.0	0.0	900.0
<b>FY2024 Governor</b>	<b>14,545.0</b>	<b>106,291.1</b>	<b>53,476.8</b>	<b>22,847.9</b>	<b>197,160.8</b>



**Department Totals**  
**Department of Commerce, Community, and Economic Development**

Description	FY2022 Actuals	FY2023 Conference Committee	FY2023 Authorized	FY2023 Management Plan	FY2024 Governor	FY2023 Management Plan vs FY2024 Governor	
Department Totals	229,317.6	183,551.6	352,843.7	352,843.7	197,160.8	-155,682.9	-44.1%
<b>Objects of Expenditure:</b>							
71000 Personal Services	58,595.0	67,309.6	68,894.0	69,507.3	73,961.0	4,453.7	6.4%
72000 Travel	965.5	2,385.8	2,598.0	3,335.7	3,317.6	-18.1	
73000 Services	41,254.2	59,053.6	59,130.9	57,799.9	53,433.2	-4,366.7	-7.6%
74000 Commodities	1,252.2	1,223.5	1,526.4	1,506.4	1,430.5	-75.9	-5.0%
75000 Capital Outlay	100.3	125.1	125.1	125.1	150.1	25.0	20.0%
77000 Grants, Benefits	127,150.4	53,454.0	220,569.3	220,569.3	64,868.4	-155,700.9	-70.6%
78000 Miscellaneous	0.0	0.0	0.0	0.0	0.0	0.0	0.0%
<b>Funding Source:</b>							
1002 Fed Rcpts (Fed)	32,253.8	22,789.2	26,083.0	26,083.0	22,847.9	-3,235.1	-12.4%
1003 G/F Match (UGF)	499.1	1,209.3	1,212.3	1,212.3	1,212.3	0.0	0.0%
1004 Gen Fund (UGF)	17,268.7	18,067.4	8,802.2	8,802.2	13,332.7	4,530.5	51.5%
1005 GF/Prgrm (DGF)	8,700.2	9,958.7	10,221.8	10,221.8	10,918.0	696.2	6.8%
1007 I/A Rcpts (Other)	18,868.4	16,806.8	17,146.2	17,146.2	19,716.8	2,570.6	15.0%
1036 Cm Fish Ln (DGF)	3,631.2	4,643.1	4,650.6	4,650.6	4,650.6	0.0	0.0%
1040 RE Rec Fnd (DGF)	43.2	301.6	302.1	302.1	302.1	0.0	0.0%
1061 CIP Rcpts (Other)	3,101.4	4,340.2	4,750.0	4,750.0	7,259.5	2,509.5	52.8%
1062 Power Proj (DGF)	490.0	996.4	996.4	996.4	996.4	0.0	0.0%
1070 Fish En Ln (DGF)	485.9	656.3	657.3	657.3	657.3	0.0	0.0%
1074 Bulk Fuel (DGF)	44.2	59.4	59.5	59.5	59.5	0.0	0.0%
1102 AIDEA Rcpt (Other)	6,511.1	8,806.0	9,065.6	9,065.6	9,065.6	0.0	0.0%
1107 AEA Rcpts (Other)	609.5	781.3	781.3	781.3	781.3	0.0	0.0%
1108 Stat Desig (Other)	6,215.9	16,487.9	16,603.6	16,603.6	16,653.6	50.0	0.3%
1141 RCA Rcpts (DGF)	7,733.0	9,709.9	9,848.4	9,848.4	9,848.4	0.0	0.0%
1156 Rcpt Svcs (DGF)	16,382.7	22,068.7	23,292.7	23,292.7	19,875.0	-3,417.7	-14.7%
1162 AOGCC Rcpt (DGF)	6,810.6	7,914.1	8,166.1	8,166.1	8,166.1	0.0	0.0%
1164 RDIF (DGF)	46.3	62.4	62.5	62.5	62.5	0.0	0.0%
1169 PCE Endow (DGF)	28,095.9	32,736.8	48,431.6	48,431.6	48,665.5	233.9	0.5%
1170 SmBusEDRLF (DGF)	43.8	59.1	59.2	59.2	59.2	0.0	0.0%
1202 Anatomical (DGF)	40.0	80.0	80.0	80.0	80.0	0.0	0.0%
1210 Renew Ener (DGF)	645.2	1,401.2	1,401.2	1,401.2	1,401.2	0.0	0.0%
1216 Boat Rcpts (DGF)	168.0	197.0	197.0	197.0	197.0	0.0	0.0%
1221 Civil Legl (DGF)	311.6	281.9	281.9	281.9	301.5	19.6	7.0%
1223 CharterRLF (DGF)	15.2	20.2	20.2	20.2	20.2	0.0	0.0%
1224 MariculRLF (DGF)	15.3	20.5	20.5	20.5	20.5	0.0	0.0%
1227 MicroRLF (DGF)	7.4	10.1	10.1	10.1	10.1	0.0	0.0%
1235 AGDC-LNG (Other)	2,707.6	3,086.1	3,086.1	3,086.1	0.0	-3,086.1	-100.0%
1265 COVID Fed (Fed)	60,572.4	0.0	156,554.3	156,554.3	0.0	-156,554.3	-100.0%
1269 CSLFRF (Fed)	7,000.0	0.0	0.0	0.0	0.0	0.0	0.0%

**Department Totals**  
**Department of Commerce, Community, and Economic Development**

Description	FY2022 Actuals	FY2023 Conference Committee	FY2023 Authorized	FY2023 Management Plan	FY2024 Governor	FY2023 Management Plan vs FY2024 Governor	
<b>Totals:</b>							
Unrestricted Gen (UGF)	17,767.8	19,276.7	10,014.5	10,014.5	14,545.0	4,530.5	45.2%
Designated Gen (DGF)	73,709.7	91,177.4	108,759.1	108,759.1	106,291.1	-2,468.0	-2.3%
Other Funds	38,013.9	50,308.3	51,432.8	51,432.8	53,476.8	2,044.0	4.0%
Federal Funds	99,826.2	22,789.2	182,637.3	182,637.3	22,847.9	-159,789.4	-87.5%
<b>Positions:</b>							
Permanent Full Time	513	520	522	521	532	11	2.1%
Permanent Part Time	0	0	0	0	0	0	0.0%
Non Permanent	5	5	6	8	14	6	75.0%

**Component Summary Unrestricted General Funds Only**  
**Department of Commerce, Community, and Economic Development**

<b>Results Delivery Unit/ Component</b>	<b>FY2022 Actuals</b>	<b>FY2023 Conference Committee</b>	<b>FY2023 Authorized</b>	<b>FY2023 Management Plan</b>	<b>FY2024 Governor</b>	<b>FY2023 Management Plan vs FY2024 Governor</b>	
<b>Executive Administration and Development</b>							
Commissioner's Office	161.5	498.1	507.2	507.2	507.2	0.0	0.0%
Administrative Services	667.3	663.7	667.5	667.5	667.5	0.0	0.0%
<b>RDU Totals:</b>	<b>828.8</b>	<b>1,161.8</b>	<b>1,174.7</b>	<b>1,174.7</b>	<b>1,174.7</b>	<b>0.0</b>	<b>0.0%</b>
<b>Community and Regional Affairs</b>							
Comm Assist Add Distr SUPP22	7,100.0	0.0	0.0	0.0	0.0	0.0	0.0%
Community & Regional Affairs	5,263.6	10,161.9	5,917.9	5,917.9	5,899.2	-18.7	-0.3%
Serve Alaska	187.0	223.7	227.1	227.1	227.1	0.0	0.0%
<b>RDU Totals:</b>	<b>12,550.6</b>	<b>10,385.6</b>	<b>6,145.0</b>	<b>6,145.0</b>	<b>6,126.3</b>	<b>-18.7</b>	<b>-0.3%</b>
<b>Corporations, Business and Professional Licensing</b>							
Corp, Bus & Prof Licensing	1,934.6	1,198.3	1,205.1	1,205.1	2,305.1	1,100.0	91.3%
<b>RDU Totals:</b>	<b>1,934.6</b>	<b>1,198.3</b>	<b>1,205.1</b>	<b>1,205.1</b>	<b>2,305.1</b>	<b>1,100.0</b>	<b>91.3%</b>
<b>Economic Development</b>							
Economic Development	207.4	0.0	0.0	0.0	0.0	0.0	0.0%
<b>RDU Totals:</b>	<b>207.4</b>	<b>0.0</b>	<b>0.0</b>	<b>0.0</b>	<b>0.0</b>	<b>0.0</b>	<b>0.0%</b>
<b>Alaska Oil and Gas Conservation Commission</b>							
AK Oil & Gas Conservation Comm	310.5	0.0	0.0	0.0	0.0	0.0	0.0%
<b>RDU Totals:</b>	<b>310.5</b>	<b>0.0</b>	<b>0.0</b>	<b>0.0</b>	<b>0.0</b>	<b>0.0</b>	<b>0.0%</b>
<b>Alcohol and Marijuana Control Office</b>							
Alcohol and Marijuana Control	117.7	38.1	38.3	38.3	38.3	0.0	0.0%
<b>RDU Totals:</b>	<b>117.7</b>	<b>38.1</b>	<b>38.3</b>	<b>38.3</b>	<b>38.3</b>	<b>0.0</b>	<b>0.0%</b>
<b>Alaska Gasline Development Corporation</b>							
AK Gasline Development Corp	0.0	0.0	0.0	0.0	3,086.1	3,086.1	100.0%
<b>RDU Totals:</b>	<b>0.0</b>	<b>0.0</b>	<b>0.0</b>	<b>0.0</b>	<b>3,086.1</b>	<b>3,086.1</b>	<b>100.0%</b>
<b>Alaska Energy Authority</b>							
AEA Rural Energy Assistance	847.3	847.3	852.2	852.2	1,215.3	363.1	42.6%
<b>RDU Totals:</b>	<b>847.3</b>	<b>847.3</b>	<b>852.2</b>	<b>852.2</b>	<b>1,215.3</b>	<b>363.1</b>	<b>42.6%</b>
<b>Alaska Seafood Marketing Institute</b>							
Alaska Seafood Marketing Inst	0.0	5,000.0	0.0	0.0	0.0	0.0	0.0%
<b>RDU Totals:</b>	<b>0.0</b>	<b>5,000.0</b>	<b>0.0</b>	<b>0.0</b>	<b>0.0</b>	<b>0.0</b>	<b>0.0%</b>
<b>Regulatory Commission of Alaska</b>							
Reg Comm of AK	371.7	0.0	0.0	0.0	0.0	0.0	0.0%
<b>RDU Totals:</b>	<b>371.7</b>	<b>0.0</b>	<b>0.0</b>	<b>0.0</b>	<b>0.0</b>	<b>0.0</b>	<b>0.0%</b>
<b>DCCED State Facilities Rent</b>							
DCCED State Facilities Rent	599.2	599.2	599.2	599.2	599.2	0.0	0.0%
<b>RDU Totals:</b>	<b>599.2</b>	<b>599.2</b>	<b>599.2</b>	<b>599.2</b>	<b>599.2</b>	<b>0.0</b>	<b>0.0%</b>
<b>Agency Unallocated</b>							
Unallocated Rates Adjustment	0.0	46.4	0.0	0.0	0.0	0.0	0.0%
<b>RDU Totals:</b>	<b>0.0</b>	<b>46.4</b>	<b>0.0</b>	<b>0.0</b>	<b>0.0</b>	<b>0.0</b>	<b>0.0%</b>

**Component Summary Unrestricted General Funds Only**  
**Department of Commerce, Community, and Economic Development**

<b>Results Delivery Unit/ Component</b>	<b>FY2022 Actuals</b>	<b>FY2023 Conference Committee</b>	<b>FY2023 Authorized</b>	<b>FY2023 Management Plan</b>	<b>FY2024 Governor</b>	<b>FY2023 Management Plan vs FY2024 Governor</b>	
<b>Unrestricted Gen (UGF):</b>	17,767.8	19,276.7	10,014.5	10,014.5	14,545.0	4,530.5	45.2%
<b>Designated Gen (DGF):</b>	0.0	0.0	0.0	0.0	0.0	0.0	0.0%
<b>Other Funds:</b>	0.0	0.0	0.0	0.0	0.0	0.0	0.0%
<b>Federal Funds:</b>	0.0	0.0	0.0	0.0	0.0	0.0	0.0%
<b>Total Funds:</b>	<b>17,767.8</b>	<b>19,276.7</b>	<b>10,014.5</b>	<b>10,014.5</b>	<b>14,545.0</b>	<b>4,530.5</b>	<b>45.2%</b>

**Component Summary All Funds**  
**Department of Commerce, Community, and Economic Development**

<b>Results Delivery Unit/ Component</b>	<b>FY2022 Actuals</b>	<b>FY2023 Conference Committee</b>	<b>FY2023 Authorized</b>	<b>FY2023 Management Plan</b>	<b>FY2024 Governor</b>	<b>FY2023 Management Plan vs FY2024 Governor</b>	
<b>Executive Administration and Development</b>							
Commissioner's Office	842.7	1,617.4	1,671.8	1,671.8	2,131.7	459.9	27.5%
Administrative Services	4,437.1	4,565.6	4,580.4	4,580.4	4,814.5	234.1	5.1%
Alaska Broadband Office	0.0	513.0	913.2	913.2	1,564.7	651.5	71.3%
<b>RDU Totals:</b>	<b>5,279.8</b>	<b>6,696.0</b>	<b>7,165.4</b>	<b>7,165.4</b>	<b>8,510.9</b>	<b>1,345.5</b>	<b>18.8%</b>
<b>Banking and Securities</b>							
Banking and Securities	3,512.8	4,314.4	4,332.5	4,332.5	4,863.5	531.0	12.3%
<b>RDU Totals:</b>	<b>3,512.8</b>	<b>4,314.4</b>	<b>4,332.5</b>	<b>4,332.5</b>	<b>4,863.5</b>	<b>531.0</b>	<b>12.3%</b>
<b>Community and Regional Affairs</b>							
Comm Assist Add Distr SUPP22	7,100.0	0.0	0.0	0.0	0.0	0.0	0.0%
Community & Regional Affairs	72,868.4	14,258.6	165,732.2	165,732.2	10,381.3	-155,350.9	-93.7%
Serve Alaska	1,942.6	2,141.4	2,158.0	2,158.0	2,158.0	0.0	0.0%
<b>RDU Totals:</b>	<b>81,911.0</b>	<b>16,400.0</b>	<b>167,890.2</b>	<b>167,890.2</b>	<b>12,539.3</b>	<b>-155,350.9</b>	<b>-92.5%</b>
<b>Revenue Sharing</b>							
Payment in Lieu of Taxes	11,633.5	10,428.2	10,428.2	10,428.2	10,428.2	0.0	0.0%
National Forest Receipts	10,824.9	600.0	600.0	600.0	600.0	0.0	0.0%
Fisheries Taxes	1,992.0	3,100.0	3,100.0	3,100.0	3,100.0	0.0	0.0%
<b>RDU Totals:</b>	<b>24,450.4</b>	<b>14,128.2</b>	<b>14,128.2</b>	<b>14,128.2</b>	<b>14,128.2</b>	<b>0.0</b>	<b>0.0%</b>
<b>Corporations, Business and Professional Licensing</b>							
Corp, Bus & Prof Licensing	14,207.7	17,234.8	17,473.3	17,473.3	16,605.6	-867.7	-5.0%
<b>RDU Totals:</b>	<b>14,207.7</b>	<b>17,234.8</b>	<b>17,473.3</b>	<b>17,473.3</b>	<b>16,605.6</b>	<b>-867.7</b>	<b>-5.0%</b>
<b>Economic Development</b>							
Economic Development	391.1	0.0	852.5	852.5	0.0	-852.5	-100.0%
<b>RDU Totals:</b>	<b>391.1</b>	<b>0.0</b>	<b>852.5</b>	<b>852.5</b>	<b>0.0</b>	<b>-852.5</b>	<b>-100.0%</b>
<b>Investments</b>							
Investments	4,289.3	5,517.9	5,539.9	5,539.9	5,539.9	0.0	0.0%
<b>RDU Totals:</b>	<b>4,289.3</b>	<b>5,517.9</b>	<b>5,539.9</b>	<b>5,539.9</b>	<b>5,539.9</b>	<b>0.0</b>	<b>0.0%</b>
<b>Insurance</b>							
Insurance Operations	6,693.9	9,532.4	10,585.4	10,585.4	9,135.4	-1,450.0	-13.7%
<b>RDU Totals:</b>	<b>6,693.9</b>	<b>9,532.4</b>	<b>10,585.4</b>	<b>10,585.4</b>	<b>9,135.4</b>	<b>-1,450.0</b>	<b>-13.7%</b>
<b>Alaska Oil and Gas Conservation Commission</b>							
AK Oil & Gas Conservation Comm	7,281.7	8,214.6	8,486.1	8,486.1	8,486.1	0.0	0.0%
<b>RDU Totals:</b>	<b>7,281.7</b>	<b>8,214.6</b>	<b>8,486.1</b>	<b>8,486.1</b>	<b>8,486.1</b>	<b>0.0</b>	<b>0.0%</b>
<b>Alcohol and Marijuana Control Office</b>							
Alcohol and Marijuana Control	3,593.5	3,991.4	4,254.4	4,254.4	4,469.6	215.2	5.1%
<b>RDU Totals:</b>	<b>3,593.5</b>	<b>3,991.4</b>	<b>4,254.4</b>	<b>4,254.4</b>	<b>4,469.6</b>	<b>215.2</b>	<b>5.1%</b>
<b>Alaska Gasline Development Corporation</b>							
AK Gasline Development Corp	2,707.6	3,082.1	3,086.1	3,086.1	3,086.1	0.0	0.0%
<b>RDU Totals:</b>	<b>2,707.6</b>	<b>3,082.1</b>	<b>3,086.1</b>	<b>3,086.1</b>	<b>3,086.1</b>	<b>0.0</b>	<b>0.0%</b>
<b>Alaska Energy Authority</b>							
AEA Owned Facilities	609.5	780.7	781.3	781.3	781.3	0.0	0.0%
AEA Rural Energy Assistance	3,740.0	5,518.3	5,532.7	5,532.7	6,853.8	1,321.1	23.9%

**Component Summary All Funds**  
**Department of Commerce, Community, and Economic Development**

<b>Results Delivery Unit/ Component</b>	<b>FY2022 Actuals</b>	<b>FY2023 Conference Committee</b>	<b>FY2023 Authorized</b>	<b>FY2023 Management Plan</b>	<b>FY2024 Governor</b>	<b>FY2023 Management Plan vs FY2024 Governor</b>	
AEA Power Cost Equalization	27,739.1	32,355.0	48,049.8	48,049.8	48,283.7	233.9	0.5%
Alternative Energy & Efficiency	1,225.7	2,200.0	2,201.9	2,201.9	2,201.9	0.0	0.0%
<b>RDU Totals:</b>	<b>33,314.3</b>	<b>40,854.0</b>	<b>56,565.7</b>	<b>56,565.7</b>	<b>58,120.7</b>	<b>1,555.0</b>	<b>2.7%</b>
<b>Alaska Industrial Development and Export Authority</b>							
AIDEA	12,369.7	15,201.7	15,805.2	15,805.2	18,281.8	2,476.6	15.7%
AIDEA Facilities Maintenance	367.9	337.0	337.8	337.8	337.8	0.0	0.0%
<b>RDU Totals:</b>	<b>12,737.6</b>	<b>15,538.7</b>	<b>16,143.0</b>	<b>16,143.0</b>	<b>18,619.6</b>	<b>2,476.6</b>	<b>15.3%</b>
<b>Alaska Seafood Marketing Institute</b>							
Alaska Seafood Marketing Inst	19,205.5	26,536.3	24,992.9	24,992.9	21,707.8	-3,285.1	-13.1%
<b>RDU Totals:</b>	<b>19,205.5</b>	<b>26,536.3</b>	<b>24,992.9</b>	<b>24,992.9</b>	<b>21,707.8</b>	<b>-3,285.1</b>	<b>-13.1%</b>
<b>Regulatory Commission of Alaska</b>							
Reg Comm of AK	8,241.3	9,825.0	9,988.7	9,988.7	9,988.7	0.0	0.0%
<b>RDU Totals:</b>	<b>8,241.3</b>	<b>9,825.0</b>	<b>9,988.7</b>	<b>9,988.7</b>	<b>9,988.7</b>	<b>0.0</b>	<b>0.0%</b>
<b>DCCED State Facilities Rent</b>							
DCCED State Facilities Rent	1,500.1	1,359.4	1,359.4	1,359.4	1,359.4	0.0	0.0%
<b>RDU Totals:</b>	<b>1,500.1</b>	<b>1,359.4</b>	<b>1,359.4</b>	<b>1,359.4</b>	<b>1,359.4</b>	<b>0.0</b>	<b>0.0%</b>
<b>Agency Unallocated</b>							
Unallocated Rates Adjustment	0.0	326.4	0.0	0.0	0.0	0.0	0.0%
<b>RDU Totals:</b>	<b>0.0</b>	<b>326.4</b>	<b>0.0</b>	<b>0.0</b>	<b>0.0</b>	<b>0.0</b>	<b>0.0%</b>
<b>Unrestricted Gen (UGF):</b>	<b>17,767.8</b>	<b>19,276.7</b>	<b>10,014.5</b>	<b>10,014.5</b>	<b>14,545.0</b>	<b>4,530.5</b>	<b>45.2%</b>
<b>Designated Gen (DGF):</b>	<b>73,709.7</b>	<b>91,177.4</b>	<b>108,759.1</b>	<b>108,759.1</b>	<b>106,291.1</b>	<b>-2,468.0</b>	<b>-2.3%</b>
<b>Other Funds:</b>	<b>38,013.9</b>	<b>50,308.3</b>	<b>51,432.8</b>	<b>51,432.8</b>	<b>53,476.8</b>	<b>2,044.0</b>	<b>4.0%</b>
<b>Federal Funds:</b>	<b>99,826.2</b>	<b>22,789.2</b>	<b>182,637.3</b>	<b>182,637.3</b>	<b>22,847.9</b>	<b>-159,789.4</b>	<b>-87.5%</b>
<b>Total Funds:</b>	<b>229,317.6</b>	<b>183,551.6</b>	<b>352,843.7</b>	<b>352,843.7</b>	<b>197,160.8</b>	<b>-155,682.9</b>	<b>-44.1%</b>
<b>Permanent Full Time:</b>	<b>513</b>	<b>520</b>	<b>522</b>	<b>521</b>	<b>532</b>	<b>11</b>	<b>2.1%</b>
<b>Permanent Part Time:</b>	<b>0</b>	<b>0</b>	<b>0</b>	<b>0</b>	<b>0</b>	<b>0</b>	<b>0.0%</b>
<b>Non Permanent:</b>	<b>5</b>	<b>5</b>	<b>6</b>	<b>8</b>	<b>14</b>	<b>6</b>	<b>75.0%</b>
<b>Total Positions:</b>	<b>518</b>	<b>525</b>	<b>528</b>	<b>529</b>	<b>546</b>	<b>17</b>	<b>3.2%</b>

**Inter-Agency Revenue Summary**  
**Department of Commerce, Community, and Economic Development**  
**Revenue Type Inter-Agency Receipts Only**

Scenario: FY2024 Governor (19867)

IRIS Revenue Type	IRIS Revenue Source Code	Component	Total
<b>Department of Commerce, Community, and Economic Development Totals:</b>			<b>10,428.3</b>
5007 I/A Rcpts	5301 Inter-Agency Receipts	Admin - Department-wide	93.8
5007 I/A Rcpts	5301 Inter-Agency Receipts	Commerce - Administrative Services (1028)	4,123.8
5007 I/A Rcpts	5301 Inter-Agency Receipts	Commerce - AEA Power Cost Equalization (2602)	140.3
5007 I/A Rcpts	5301 Inter-Agency Receipts	Commerce - Alaska Broadband Office (3379)	350.0
5007 I/A Rcpts	5301 Inter-Agency Receipts	Commerce - Commissioner's Office (1027)	1,574.5
5007 I/A Rcpts	5301 Inter-Agency Receipts	Gov - Department-wide	6.6
5007 I/A Rcpts	5301 Inter-Agency Receipts	H&SS - Department-wide	1,034.3
5007 I/A Rcpts	5301 Inter-Agency Receipts	Rev - Department-wide	3,105.0
<b>RDU: Executive Administration and Development (119)</b>			<b>5,698.3</b>
5007 I/A Rcpts	5301 Inter-Agency Receipts	Commerce - Administrative Services (1028)	4,123.8
5007 I/A Rcpts	5301 Inter-Agency Receipts	Commerce - Commissioner's Office (1027)	1,574.5
<b>Component: Commissioner's Office (1027)</b>			<b>1,574.5</b>
5007 I/A Rcpts	5301 Inter-Agency Receipts	Commerce - Commissioner's Office (1027)	1,574.5
<b>Component: Administrative Services (1028)</b>			<b>4,123.8</b>
5007 I/A Rcpts	5301 Inter-Agency Receipts	Commerce - Administrative Services (1028)	4,123.8
<b>RDU: Community and Regional Affairs (405)</b>			<b>450.4</b>
5007 I/A Rcpts	5301 Inter-Agency Receipts	Admin - Department-wide	93.8
5007 I/A Rcpts	5301 Inter-Agency Receipts	Commerce - Alaska Broadband Office (3379)	350.0
5007 I/A Rcpts	5301 Inter-Agency Receipts	Gov - Department-wide	6.6
<b>Component: Community and Regional Affairs (2879)</b>			<b>450.4</b>
5007 I/A Rcpts	5301 Inter-Agency Receipts	Admin - Department-wide	93.8
5007 I/A Rcpts	5301 Inter-Agency Receipts	Commerce - Alaska Broadband Office (3379)	350.0
5007 I/A Rcpts	5301 Inter-Agency Receipts	Gov - Department-wide	6.6
<b>RDU: Revenue Sharing (217)</b>			<b>3,100.0</b>
5007 I/A Rcpts	5301 Inter-Agency Receipts	Rev - Department-wide	3,100.0
<b>Component: Fisheries Taxes (2482)</b>			<b>3,100.0</b>
5007 I/A Rcpts	5301 Inter-Agency Receipts	Rev - Department-wide	3,100.0
<b>RDU: Corporations, Business and Professional Licensing (117)</b>			<b>1,039.3</b>
5007 I/A Rcpts	5301 Inter-Agency Receipts	H&SS - Department-wide	1,034.3
5007 I/A Rcpts	5301 Inter-Agency Receipts	Rev - Department-wide	5.0
<b>Component: Corporations, Business and Professional Licensing (2360)</b>			<b>1,039.3</b>
5007 I/A Rcpts	5301 Inter-Agency Receipts	H&SS - Department-wide	1,034.3
5007 I/A Rcpts	5301 Inter-Agency Receipts	Rev - Department-wide	5.0
<b>RDU: Regulatory Commission of Alaska (399)</b>			<b>140.3</b>
5007 I/A Rcpts	5301 Inter-Agency Receipts	Commerce - AEA Power Cost Equalization (2602)	140.3
<b>Component: Regulatory Commission of Alaska (2417)</b>			<b>140.3</b>
5007 I/A Rcpts	5301 Inter-Agency Receipts	Commerce - AEA Power Cost Equalization (2602)	140.3