

# **State of Alaska FY2024 Governor's Operating Budget**

**Department of Environmental Conservation**

**Department of Environmental Conservation**

**Mission**

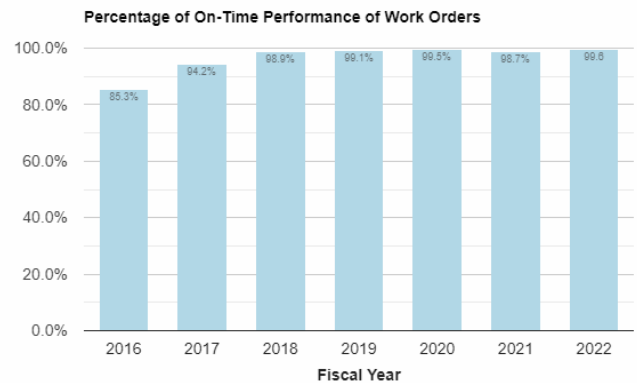
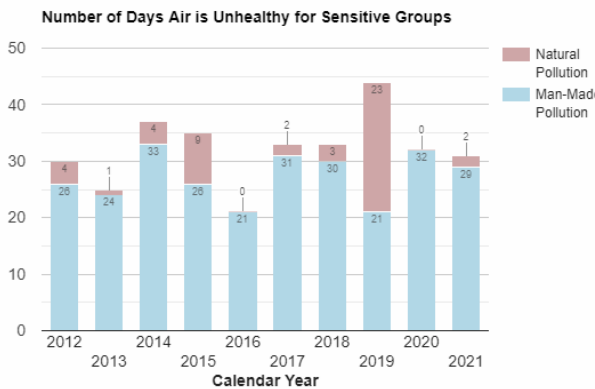
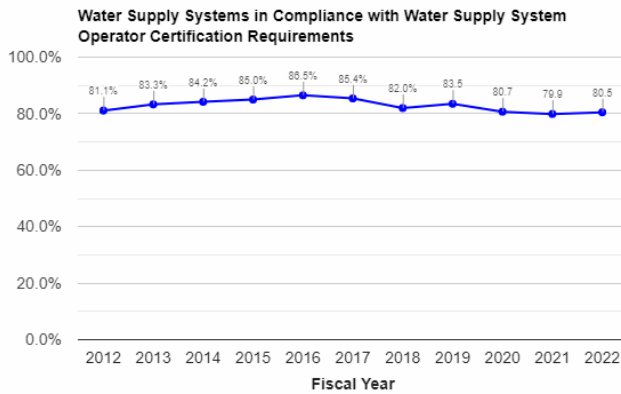
Protect human health and the environment. AS 46.03.010, AS 44.46.020

Core Services (in priority order)		UGF	DGF	Other	Fed	Total	PFT	PPT	NP	% GF
1	Protecting Human Health	13,856.6	6,806.9	9,498.8	24,390.3	54,552.5	264.8	0.0	1.5	48.9%
2	Protecting the Environment	6,854.9	14,775.7	10,749.7	15,142.2	47,522.4	245.2	0.0	6.5	51.1%
<b>FY2023 Management Plan</b>		<b>20,711.5</b>	<b>21,582.6</b>	<b>20,248.4</b>	<b>39,532.4</b>	<b>102,074.9</b>	<b>510.0</b>	<b>0.0</b>	<b>8.0</b>	

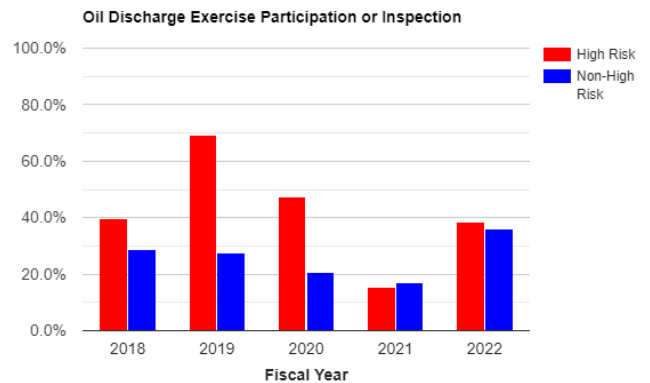
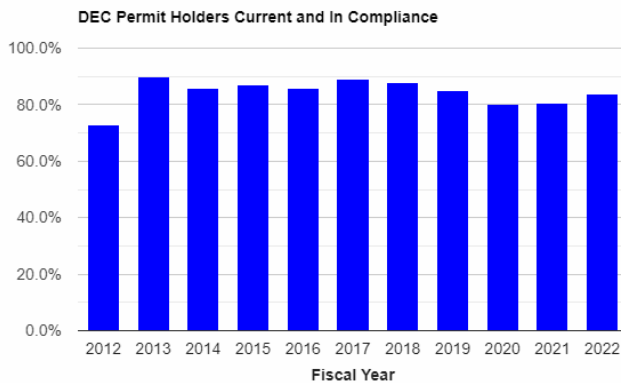
**Measures by Core Service**

(Additional performance information is available on the web at <https://omb.alaska.gov/results>.)

**1. Protecting Human Health**



## 2. Protecting the Environment



### Major Department Accomplishments in 2022

As anticipated throughout the pandemic, our work model has continued to evolve with the vast majority of eligible Department employees teleworking 1-3 days per week. Overall, the Department has not found productivity impacted by telework, and staff report a better work-life balance and increased morale. Additionally, with the success and acceptance of remote supervision, the department has made a concerted effort to recruit positions statewide (rather than confined to one location.) This effort has shown successful, with increased applicant pools and more qualified applicants.

To combat continued recruitment and retention challenges the Department maintained its focus on training and improving staff morale both at the division and department level. Alongside Division-level training, multiple department-wide trainings were conducted to build effective communication skills including conflict resolution and negotiations, and cultural awareness training. Team building and enhancing communication was conducted in a variety of ways, including monthly all-staff meetings, employee recognition programs, bi-weekly inter-agency trainings, etc. The department also began to develop a “leadership academy” to mentor staff and cultivate further management and leadership skills which we expect to begin execution in FY23.

The Department has successfully implemented technological improvements such as the use of unmanned aerial surveillance tools, GIS mapping improvement, and virtual meetings and inspections to provide the core services of the Department. The use of virtual technologies has allowed staff to pursue other process improvements including the continued reduction of the paper footprint and moving to electronic files and workflows to improve efficiency and accessibility to staff and the public.

### Key Department Challenges

Recruitment and retention continue to be an ongoing challenge for the department. The Department continues to focus on training, statewide recruitment, and flexible telework options to help mitigate these challenges. Factors contributing to retention and recruitment include non-competitive pay when compared to similar jobs in both the federal and private sectors and perceived budget instability. Managers and senior staff have experienced a larger portion of their time consumed by onboarding and training new staff due to high turnover and relatively more junior applicants.

Litigation related to water quality standards in multiple states, new and updated implementation methodologies, the promulgation of EPA-recommended criteria in some states and shifting federal policy preferences regarding acceptable approaches to the development of water quality standards has created a chaotic landscape of what is or is not permissible in terms of state decision-making policies and their ‘acceptable risk’ to the EPA. This constantly changing federal landscape creates challenges for state management of its resources through the water quality standards. The Water Quality Standards section engages with EPA regularly and monitors these changes for implications to Alaska.

Responding to PFAS contamination is a continuing challenge and a high-profile public health concern. PFAS are a class of over 10,000 man-made chemicals. Existing data indicates that PFAS is persistent, bio accumulative, and toxic. National and international concerns have resulted in numerous on-going studies to better determine PFAS toxicity and to develop remediation, treatment, and analytical methods as well as regulatory standards, policies, and guidance. The division is working to identify and respond to PFAS contamination in Alaska. The lack of national PFAS standards has made decision making challenging and controversial, which in turn creates a high level of public and legislative concern.

The federal government has an obligation to address contamination on lands they conveyed under ANCSA. The federal government is responsible for developing an inventory and creating detailed cleanup plans for each of these contaminated sites, and ultimately cleaning up the impacted sites. Although the federal government has an obligation to address this inexcusable and long-standing issue, many of these sites remain unaddressed by federal responsible parties. The Division of Spill Prevention and Response anticipates a significant portion of staff time will be dedicated to the pursuit of litigation for the 548 notices of intent to sue issued to the United States Department of the Interior.

### **Significant Changes in Results to be Delivered in FY2024**

The 2021 Infrastructure Investment and Jobs Act (IIJA) has resulted in over \$2.1B in federal funding to the State for infrastructure projects including (but not limited to) water and wastewater systems, shellfish testing, and contaminated sites remediation. While this is an amazing opportunity to build new and replace aging infrastructure; recruiting qualified staffing across divisions to support the increased workload will continue to be a challenge.

Multiple statewide consolidation efforts will continue to impact the Department in FY2023. The Department was in the first wave of consolidation into the Office of Procurement & Property Management (OPPM), Office of Information Services (OIT), and Shared Services. While these efforts are expected to result in savings and efficiencies, it takes time, effort, and collaboration for full implementation. We look forward to realizing the full potential of the consolidation's intent and having the Department's business needs met.

<b>Contact Information</b>	
<b>Commissioner:</b> Jason Brune <b>Phone:</b> (907) 465-5066 <b>E-mail:</b> Jason.Brune@alaska.gov	<b>Administrative Services Director:</b> Megan Kohler <b>Phone:</b> (907) 269-4198 <b>E-mail:</b> megan.kohler@alaska.gov

### FY2024 Capital Budget Request

Project Title	Unrestricted Gen (UGF)	Designated Gen (DGF)	Other Funds	Federal Funds	Total Funds
Ambient Air Monitoring Shelters	100,000	0	0	0	100,000
Oil and Hazardous Substance First Responder Equipment and Preparedness	0	750,000	0	0	750,000
Statewide Contaminated Sites Cleanup	1,000,000	0	0	0	1,000,000
Village Safe Water and Wastewater Infrastructure Projects	24,952,959	0	500,000	222,250,000	247,702,959
Clean Water Capitalization Grant Subsidy	0	0	2,770,000	0	2,770,000
Clean Water Capitalization Grant Subsidy - IIJA, Division J, Title VI	0	0	11,382,615	0	11,382,615
Clean Water Capitalization Grant Subsidy Emerging Contaminants - IIJA, Division J, Title VI	0	0	2,373,620	0	2,373,620
Drinking Water Capitalization Grant Subsidy	0	0	2,452,800	0	2,452,800
Drinking Water Capitalization Grant Subsidy - IIJA, Division J, Title VI	0	0	10,185,639	0	10,185,639
Drinking Water Capitalization Grant Subsidy Lead Service Lines IIJA, Division J, Title VI	0	0	13,854,750	0	13,854,750
Drinking Water Capitalization Grant Subsidy Emerging Contaminants-IIJA, Division J, Title VI	0	0	7,540,000	0	7,540,000
<b>Department Total</b>	<b>26,052,959</b>	<b>750,000</b>	<b>51,059,424</b>	<b>222,250,000</b>	<b>300,112,383</b>

*This is an appropriation level summary only. For allocations and the full project details see the capital budget.*

**Summary of Department Budget Changes by RDU**

From FY2023 Management Plan to FY2024 Governor

*All dollars shown in thousands*

	<u>Unrestricted Gen (UGF)</u>	<u>Designated Gen (DGF)</u>	<u>Other Funds</u>	<u>Federal Funds</u>	<u>Total Funds</u>
<b>FY2023 Management Plan</b>	<b>20,711.5</b>	<b>21,582.6</b>	<b>20,248.4</b>	<b>39,532.4</b>	<b>102,074.9</b>
<b>One-time items:</b>					
-Administration	0.0	0.0	-471.7	0.0	-471.7
-Environmental Health	0.0	0.0	0.0	-8,126.1	-8,126.1
-Spill Prevention and Response	0.0	0.0	0.0	-1,000.0	-1,000.0
-Water	-1,135.4	0.0	-2,197.1	-5,163.7	-8,496.2
<b>Adjustments which continue current level of service:</b>					
-Administration	-65.0	27.2	481.7	344.4	788.3
-DEC Bldgs Maint & Operations	7.3	0.0	0.0	0.0	7.3
-Environmental Health	151.0	77.3	1.5	8,272.9	8,502.7
-Air Quality	29.7	7.0	116.9	23.7	177.3
-Spill Prevention and Response	22.4	223.3	21.4	1,066.5	1,333.6
-Water	214.8	56.2	2,285.3	5,288.1	7,844.4
<b>Proposed budget increases:</b>					
-Environmental Health	0.0	250.0	147.4	0.0	397.4
-Air Quality	1,564.7	0.0	0.0	0.0	1,564.7
<b>Proposed budget decreases:</b>					
-Environmental Health	0.0	0.0	-1.3	0.0	-1.3
<b>FY2024 Governor</b>	<b>21,501.0</b>	<b>22,223.6</b>	<b>20,632.5</b>	<b>40,238.2</b>	<b>104,595.3</b>

**Department Totals**  
**Department of Environmental Conservation**

Description	FY2022 Actuals	FY2023 Conference Committee	FY2023 Authorized	FY2023 Management Plan	FY2024 Governor	FY2023 Management Plan vs FY2024 Governor	
Department Totals	74,461.5	101,998.0	102,074.9	102,074.9	104,595.3	2,520.4	2.5%
<b>Objects of Expenditure:</b>							
71000 Personal Services	57,772.7	67,190.8	67,267.7	61,908.8	66,821.6	4,912.8	7.9%
72000 Travel	755.6	2,089.0	2,089.0	2,059.3	2,065.2	5.9	
73000 Services	12,473.2	28,385.9	28,385.9	33,936.8	31,259.6	-2,677.2	-7.9%
74000 Commodities	885.0	1,444.9	1,444.9	1,146.8	1,289.5	142.7	12.4%
75000 Capital Outlay	254.7	242.2	242.2	315.4	309.4	-6.0	-1.9%
77000 Grants, Benefits	2,320.3	2,645.2	2,645.2	2,707.8	2,850.0	142.2	5.3%
78000 Miscellaneous	0.0	0.0	0.0	0.0	0.0	0.0	0.0%
<b>Funding Source:</b>							
1002 Fed Rcpts (Fed)	22,942.7	39,499.6	39,532.4	39,532.4	40,238.2	705.8	1.8%
1003 G/F Match (UGF)	4,926.9	4,906.3	4,918.8	4,918.8	5,939.2	1,020.4	20.7%
1004 Gen Fund (UGF)	12,939.0	15,772.9	15,792.7	15,792.7	15,561.8	-230.9	-1.5%
1005 GF/Prgm (DGF)	7,141.0	7,434.8	7,434.8	7,434.8	7,825.3	390.5	5.3%
1007 I/A Rcpts (Other)	949.9	1,604.1	1,604.1	1,604.1	1,738.9	134.8	8.4%
1018 EVOSS (Other)	0.0	6.9	6.9	6.9	6.9	0.0	0.0%
1052 Oil/Haz Fd (DGF)	14,803.7	14,139.1	14,147.8	14,147.8	14,398.3	250.5	1.8%
1055 IA/OIL HAZ (Other)	39.4	400.3	400.3	400.3	408.3	8.0	2.0%
1061 CIP Rcpts (Other)	2,832.5	5,579.9	5,579.9	5,579.9	5,661.7	81.8	1.5%
1093 Clean Air (Other)	4,446.2	6,912.2	6,915.3	6,915.3	7,060.6	145.3	2.1%
1108 Stat Desig (Other)	18.7	63.5	63.5	63.5	63.3	-0.2	-0.3%
1166 Vessel Com (Other)	1,002.4	1,515.6	1,515.6	1,515.6	1,539.4	23.8	1.6%
1205 Ocn Rngr (Other)	1,370.8	2,103.3	2,103.3	2,103.3	2,067.8	-35.5	-1.7%
1230 AKCW Ad Fu (Other)	698.6	1,180.9	1,180.9	1,180.9	994.5	-186.4	-15.8%
1231 AKDW Ad Fu (Other)	298.1	775.7	775.7	775.7	988.2	212.5	27.4%
1236 AK LNG I/A (Other)	51.6	102.9	102.9	102.9	102.9	0.0	0.0%
<b>Totals:</b>							
Unrestricted Gen (UGF)	17,865.9	20,679.2	20,711.5	20,711.5	21,501.0	789.5	3.8%
Designated Gen (DGF)	21,944.7	21,573.9	21,582.6	21,582.6	22,223.6	641.0	3.0%
Other Funds	11,708.2	20,245.3	20,248.4	20,248.4	20,632.5	384.1	1.9%
Federal Funds	22,942.7	39,499.6	39,532.4	39,532.4	40,238.2	705.8	1.8%
<b>Positions:</b>							
Permanent Full Time	466	492	492	510	520	10	2.0%
Permanent Part Time	0	0	0	0	0	0	0.0%
Non Permanent	1	6	6	8	7	-1	-12.5%

**Component Summary Unrestricted General Funds Only**  
**Department of Environmental Conservation**

<b>Results Delivery Unit/ Component</b>	<b>FY2022 Actuals</b>	<b>FY2023 Conference Committee</b>	<b>FY2023 Authorized</b>	<b>FY2023 Management Plan</b>	<b>FY2024 Governor</b>	<b>FY2023 Management Plan vs FY2024 Governor</b>		
<b>Administration</b>								
Office of the Commissioner	448.0	440.8	453.5	453.5	459.8	6.3	1.4%	
Administrative Services	149.5	99.4	99.7	99.7	42.5	-57.2	-57.4%	
State Support Services	1,847.5	1,847.5	1,848.0	1,848.0	1,833.9	-14.1	-0.8%	
<b>RDU Totals:</b>	<b>2,445.0</b>	<b>2,387.7</b>	<b>2,401.2</b>	<b>2,401.2</b>	<b>2,336.2</b>	<b>-65.0</b>	<b>-2.7%</b>	
<b>DEC Buildings Maintenance and Operations</b>								
DEC Bldgs Maint & Operations	651.4	662.9	664.0	664.0	671.3	7.3	1.1%	
<b>RDU Totals:</b>	<b>651.4</b>	<b>662.9</b>	<b>664.0</b>	<b>664.0</b>	<b>671.3</b>	<b>7.3</b>	<b>1.1%</b>	
<b>Environmental Health</b>								
Environmental Health	7,201.5	8,001.0	8,033.7	8,033.7	8,184.7	151.0	1.9%	
<b>RDU Totals:</b>	<b>7,201.5</b>	<b>8,001.0</b>	<b>8,033.7</b>	<b>8,033.7</b>	<b>8,184.7</b>	<b>151.0</b>	<b>1.9%</b>	
<b>Air Quality</b>								
Air Quality	2,069.7	1,838.2	1,849.7	1,849.7	3,444.1	1,594.4	86.2%	
<b>RDU Totals:</b>	<b>2,069.7</b>	<b>1,838.2</b>	<b>1,849.7</b>	<b>1,849.7</b>	<b>3,444.1</b>	<b>1,594.4</b>	<b>86.2%</b>	
<b>Spill Prevention and Response</b>								
Spill Prevention and Response	562.2	1,695.8	1,696.0	1,696.0	1,718.4	22.4	1.3%	
<b>RDU Totals:</b>	<b>562.2</b>	<b>1,695.8</b>	<b>1,696.0</b>	<b>1,696.0</b>	<b>1,718.4</b>	<b>22.4</b>	<b>1.3%</b>	
<b>Water</b>								
Water Qlty Infrastructure	4,936.1	6,034.5	6,066.9	6,066.9	5,146.3	-920.6	-15.2%	
<b>RDU Totals:</b>	<b>4,936.1</b>	<b>6,034.5</b>	<b>6,066.9</b>	<b>6,066.9</b>	<b>5,146.3</b>	<b>-920.6</b>	<b>-15.2%</b>	
<b>Agency Unallocated</b>								
Unallocated Rates Adjustment	0.0	59.1	0.0	0.0	0.0	0.0	0.0%	
<b>RDU Totals:</b>	<b>0.0</b>	<b>59.1</b>	<b>0.0</b>	<b>0.0</b>	<b>0.0</b>	<b>0.0</b>	<b>0.0%</b>	
<b>Unrestricted Gen (UGF):</b>	<b>17,865.9</b>	<b>20,679.2</b>	<b>20,711.5</b>	<b>20,711.5</b>	<b>21,501.0</b>	<b>789.5</b>	<b>3.8%</b>	
<b>Designated Gen (DGF):</b>	<b>0.0</b>	<b>0.0</b>	<b>0.0</b>	<b>0.0</b>	<b>0.0</b>	<b>0.0</b>	<b>0.0%</b>	
<b>Other Funds:</b>	<b>0.0</b>	<b>0.0</b>	<b>0.0</b>	<b>0.0</b>	<b>0.0</b>	<b>0.0</b>	<b>0.0%</b>	
<b>Federal Funds:</b>	<b>0.0</b>	<b>0.0</b>	<b>0.0</b>	<b>0.0</b>	<b>0.0</b>	<b>0.0</b>	<b>0.0%</b>	
<b>Total Funds:</b>	<b>17,865.9</b>	<b>20,679.2</b>	<b>20,711.5</b>	<b>20,711.5</b>	<b>21,501.0</b>	<b>789.5</b>	<b>3.8%</b>	



**Component Summary All Funds**  
**Department of Environmental Conservation**

<b>Results Delivery Unit/ Component</b>	<b>FY2022 Actuals</b>	<b>FY2023 Conference Committee</b>	<b>FY2023 Authorized</b>	<b>FY2023 Management Plan</b>	<b>FY2024 Governor</b>	<b>FY2023 Management Plan vs FY2024 Governor</b>		
<b>Administration</b>								
Office of the Commissioner	1,652.0	1,680.4	1,725.4	1,859.4	1,884.9	25.5	1.4%	
Administrative Services	4,083.2	5,458.2	5,474.1	5,340.1	5,631.2	291.1	5.5%	
State Support Services	2,831.4	2,831.4	2,832.1	2,832.1	2,832.1	0.0	0.0%	
<b>RDU Totals:</b>	<b>8,566.6</b>	<b>9,970.0</b>	<b>10,031.6</b>	<b>10,031.6</b>	<b>10,348.2</b>	<b>316.6</b>	<b>3.2%</b>	
<b>DEC Buildings Maintenance and Operations</b>								
DEC Bldgs Maint & Operations	826.4	787.9	789.0	789.0	796.3	7.3	0.9%	
<b>RDU Totals:</b>	<b>826.4</b>	<b>787.9</b>	<b>789.0</b>	<b>789.0</b>	<b>796.3</b>	<b>7.3</b>	<b>0.9%</b>	
<b>Environmental Health</b>								
Environmental Health	18,279.8	27,197.4	27,275.8	27,275.8	28,048.5	772.7	2.8%	
<b>RDU Totals:</b>	<b>18,279.8</b>	<b>27,197.4</b>	<b>27,275.8</b>	<b>27,275.8</b>	<b>28,048.5</b>	<b>772.7</b>	<b>2.8%</b>	
<b>Air Quality</b>								
Air Quality	8,970.9	11,395.1	11,441.9	11,441.9	13,183.9	1,742.0	15.2%	
<b>RDU Totals:</b>	<b>8,970.9</b>	<b>11,395.1</b>	<b>11,441.9</b>	<b>11,441.9</b>	<b>13,183.9</b>	<b>1,742.0</b>	<b>15.2%</b>	
<b>Spill Prevention and Response</b>								
Spill Prevention and Response	17,984.1	20,960.3	21,034.7	21,034.7	21,368.3	333.6	1.6%	
<b>RDU Totals:</b>	<b>17,984.1</b>	<b>20,960.3</b>	<b>21,034.7</b>	<b>21,034.7</b>	<b>21,368.3</b>	<b>333.6</b>	<b>1.6%</b>	
<b>Water</b>								
Water Qlty Infrastructure	19,833.7	31,406.5	31,501.9	31,501.9	30,850.1	-651.8	-2.1%	
<b>RDU Totals:</b>	<b>19,833.7</b>	<b>31,406.5</b>	<b>31,501.9</b>	<b>31,501.9</b>	<b>30,850.1</b>	<b>-651.8</b>	<b>-2.1%</b>	
<b>Agency Unallocated</b>								
Unallocated Rates Adjustment	0.0	280.8	0.0	0.0	0.0	0.0	0.0%	
<b>RDU Totals:</b>	<b>0.0</b>	<b>280.8</b>	<b>0.0</b>	<b>0.0</b>	<b>0.0</b>	<b>0.0</b>	<b>0.0%</b>	
<b>Unrestricted Gen (UGF):</b>	<b>17,865.9</b>	<b>20,679.2</b>	<b>20,711.5</b>	<b>20,711.5</b>	<b>21,501.0</b>	<b>789.5</b>	<b>3.8%</b>	
<b>Designated Gen (DGF):</b>	<b>21,944.7</b>	<b>21,573.9</b>	<b>21,582.6</b>	<b>21,582.6</b>	<b>22,223.6</b>	<b>641.0</b>	<b>3.0%</b>	
<b>Other Funds:</b>	<b>11,708.2</b>	<b>20,245.3</b>	<b>20,248.4</b>	<b>20,248.4</b>	<b>20,632.5</b>	<b>384.1</b>	<b>1.9%</b>	
<b>Federal Funds:</b>	<b>22,942.7</b>	<b>39,499.6</b>	<b>39,532.4</b>	<b>39,532.4</b>	<b>40,238.2</b>	<b>705.8</b>	<b>1.8%</b>	
<b>Total Funds:</b>	<b>74,461.5</b>	<b>101,998.0</b>	<b>102,074.9</b>	<b>102,074.9</b>	<b>104,595.3</b>	<b>2,520.4</b>	<b>2.5%</b>	
<b>Permanent Full Time:</b>								
	466	492	492	510	520	10	2.0%	
<b>Permanent Part Time:</b>								
	0	0	0	0	0	0	0.0%	
<b>Non Permanent:</b>								
	1	6	6	8	7	-1	-12.5%	
<b>Total Positions:</b>	<b>467</b>	<b>498</b>	<b>498</b>	<b>518</b>	<b>527</b>	<b>9</b>	<b>1.7%</b>	

**Inter-Agency Revenue Summary**  
**Department of Environmental Conservation**  
**Revenue Type Inter-Agency Receipts Only**

Scenario: FY2024 Governor (19867)

IRIS Revenue Type	IRIS Revenue Source Code	Component	Total
<b>Department of Environmental Conservation Totals:</b>			<b>5,983.2</b>
5007 I/A Rcpts	5301 Inter-Agency Receipts	Admin - Department-wide	4.9
5007 I/A Rcpts	5301 Inter-Agency Receipts	Commerce - Department-wide	84.0
5007 I/A Rcpts	5301 Inter-Agency Receipts	Courts - Department-wide	12.0
5007 I/A Rcpts	5301 Inter-Agency Receipts	E&ED - Department-wide	20.0
5007 I/A Rcpts	5301 Inter-Agency Receipts	EnvCon - Administrative Services (635)	499.4
5007 I/A Rcpts	5301 Inter-Agency Receipts	EnvCon - DEC Bldgs Maint & Operations (2783)	1.0
5007 I/A Rcpts	5301 Inter-Agency Receipts	Gov - Department-wide	70.0
5007 I/A Rcpts	5301 Inter-Agency Receipts	Law - Department-wide	148.4
5007 I/A Rcpts	5301 Inter-Agency Receipts	M&VA - Department-wide	15.0
5007 I/A Rcpts	5301 Inter-Agency Receipts	NatRes - Department-wide	675.1
5007 I/A Rcpts	5301 Inter-Agency Receipts	Trans - Department-wide	50.5
5055 IA/OIL HAZ	5391 Oil and Hazardous Waste Inter-Agency	EnvCon - Spill Prevention and Response (3094)	408.3
5061 CIP Rcpts	5351 Capital Improvement Project Inter-Agency	EnvCon - Air Quality (2061)	208.3
5061 CIP Rcpts	5351 Capital Improvement Project Inter-Agency	EnvCon - Water Qlty Infrastructure (3204)	3,717.1
5061 CIP Rcpts	5351 Capital Improvement Project Inter-Agency	Trans - Department-wide	69.2
<b>RDU: Administration (202)</b>			<b>1,494.5</b>
5007 I/A Rcpts	5301 Inter-Agency Receipts	EnvCon - Administrative Services (635)	499.4
5007 I/A Rcpts	5301 Inter-Agency Receipts	NatRes - Department-wide	23.4
5061 CIP Rcpts	5351 Capital Improvement Project Inter-Agency	EnvCon - Water Qlty Infrastructure (3204)	971.7
<b>Component: Office of the Commissioner (633)</b>			<b>167.7</b>
5007 I/A Rcpts	5301 Inter-Agency Receipts	EnvCon - Administrative Services (635)	144.3
5007 I/A Rcpts	5301 Inter-Agency Receipts	NatRes - Department-wide	23.4
<b>Component: Administrative Services (635)</b>			<b>1,326.8</b>
5007 I/A Rcpts	5301 Inter-Agency Receipts	EnvCon - Administrative Services (635)	355.1
5061 CIP Rcpts	5351 Capital Improvement Project Inter-Agency	EnvCon - Water Qlty Infrastructure (3204)	971.7
<b>RDU: Environmental Health (207)</b>			<b>128.0</b>
5007 I/A Rcpts	5301 Inter-Agency Receipts	Commerce - Department-wide	84.0
5007 I/A Rcpts	5301 Inter-Agency Receipts	E&ED - Department-wide	20.0
5007 I/A Rcpts	5301 Inter-Agency Receipts	EnvCon - DEC Bldgs Maint & Operations (2783)	1.0
5007 I/A Rcpts	5301 Inter-Agency Receipts	Gov - Department-wide	20.0
5007 I/A Rcpts	5301 Inter-Agency Receipts	NatRes - Department-wide	3.0
<b>Component: Environmental Health (3202)</b>			<b>128.0</b>
5007 I/A Rcpts	5301 Inter-Agency Receipts	Commerce - Department-wide	84.0
5007 I/A Rcpts	5301 Inter-Agency Receipts	E&ED - Department-wide	20.0
5007 I/A Rcpts	5301 Inter-Agency Receipts	EnvCon - DEC Bldgs Maint & Operations (2783)	1.0
5007 I/A Rcpts	5301 Inter-Agency Receipts	Gov - Department-wide	20.0
5007 I/A Rcpts	5301 Inter-Agency Receipts	NatRes - Department-wide	3.0
<b>RDU: Air Quality (206)</b>			<b>208.3</b>
5061 CIP Rcpts	5351 Capital Improvement Project Inter-Agency	EnvCon - Air Quality (2061)	208.3
<b>Component: Air Quality (2061)</b>			<b>208.3</b>
5061 CIP Rcpts	5351 Capital Improvement Project Inter-Agency	EnvCon - Air Quality (2061)	208.3
<b>RDU: Spill Prevention and Response (208)</b>			<b>918.1</b>
5007 I/A Rcpts	5301 Inter-Agency Receipts	Admin - Department-wide	4.9
5007 I/A Rcpts	5301 Inter-Agency Receipts	Courts - Department-wide	12.0
5007 I/A Rcpts	5301 Inter-Agency Receipts	Gov - Department-wide	50.0
5007 I/A Rcpts	5301 Inter-Agency Receipts	Law - Department-wide	148.4
5007 I/A Rcpts	5301 Inter-Agency Receipts	M&VA - Department-wide	15.0
5007 I/A Rcpts	5301 Inter-Agency Receipts	NatRes - Department-wide	159.8
5007 I/A Rcpts	5301 Inter-Agency Receipts	Trans - Department-wide	50.5
5055 IA/OIL HAZ	5391 Oil and Hazardous Waste Inter-Agency	EnvCon - Spill Prevention and Response (3094)	408.3

**Inter-Agency Revenue Summary**  
**Department of Environmental Conservation**  
**Revenue Type Inter-Agency Receipts Only**

**Scenario: FY2024 Governor (19867)**

IRIS Revenue Type	IRIS Revenue Source Code	Component	Total
5061 CIP Rcpts	5351 Capital Improvement Project Inter-Agency	Trans - Department-wide	69.2
<b>Component: Spill Prevention and Response (3094)</b>			<b>918.1</b>
5007 I/A Rcpts	5301 Inter-Agency Receipts	Admin - Department-wide	4.9
5007 I/A Rcpts	5301 Inter-Agency Receipts	Courts - Department-wide	12.0
5007 I/A Rcpts	5301 Inter-Agency Receipts	Gov - Department-wide	50.0
5007 I/A Rcpts	5301 Inter-Agency Receipts	Law - Department-wide	148.4
5007 I/A Rcpts	5301 Inter-Agency Receipts	M&VA - Department-wide	15.0
5007 I/A Rcpts	5301 Inter-Agency Receipts	NatRes - Department-wide	159.8
5007 I/A Rcpts	5301 Inter-Agency Receipts	Trans - Department-wide	50.5
5055 IA/OIL HAZ	5391 Oil and Hazardous Waste Inter-Agency	EnvCon - Spill Prevention and Response (3094)	408.3
5061 CIP Rcpts	5351 Capital Improvement Project Inter-Agency	Trans - Department-wide	69.2
<b>RDU: Water (210)</b>			<b>3,234.3</b>
5007 I/A Rcpts	5301 Inter-Agency Receipts	NatRes - Department-wide	488.9
5061 CIP Rcpts	5351 Capital Improvement Project Inter-Agency	EnvCon - Water Qlty Infrastructure (3204)	2,745.4
<b>Component: Water Quality, Infrastructure Support &amp; Financing (3204)</b>			<b>3,234.3</b>
5007 I/A Rcpts	5301 Inter-Agency Receipts	NatRes - Department-wide	488.9
5061 CIP Rcpts	5351 Capital Improvement Project Inter-Agency	EnvCon - Water Qlty Infrastructure (3204)	2,745.4