

# **State of Alaska FY2024 Governor's Operating Budget**

## **Department of Military and Veterans' Affairs Homeland Security and Emergency Management Component Budget Summary**

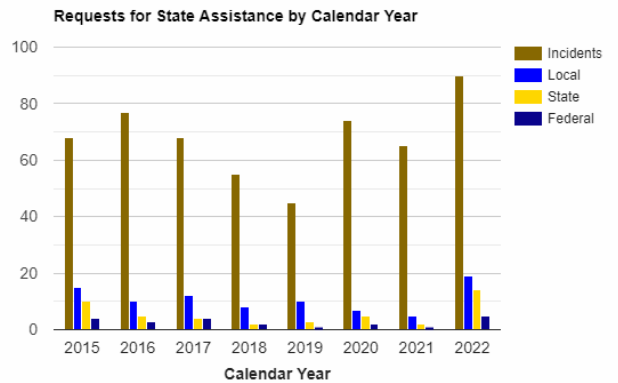
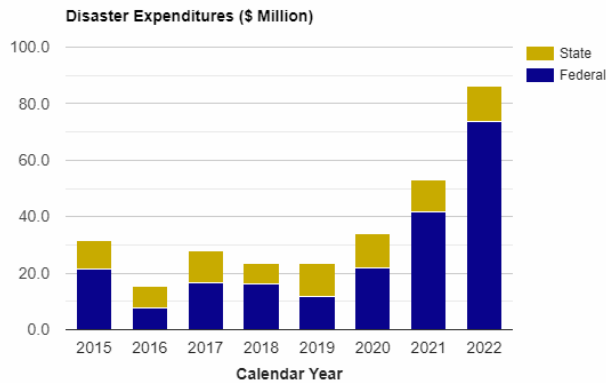
Component: Homeland Security and Emergency Management

Contribution to Department's Mission

The Division of Homeland Security and Emergency Management (DHS&EM) continued to support state and local community disasters. In addition, a significant amount of disaster assistance work was conducted and completed from the 2018 November Cook Inlet Earthquake and 2020 December Southeast Storm disaster. The Division continues to support the Department's rural operations initiative by assisting communities with disaster response, assistance, and hazard mitigation planning efforts to ensure hazard mitigation projects receive federal funding.

Results

(Additional performance information is available on the web at <https://omb.alaska.gov/results>.)



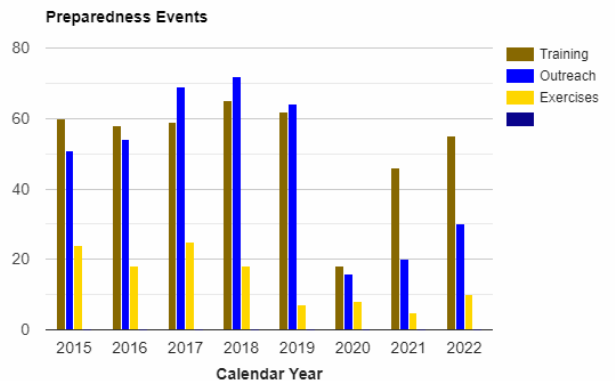
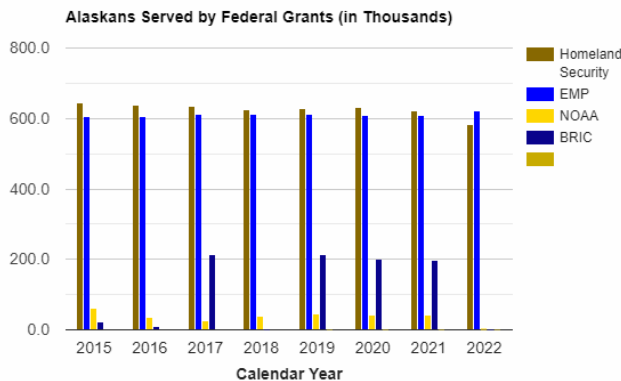
Core Services

- Provide Pre-Disaster Mitigation, Training, and Education
- Enhance State and Local Emergency Management Capabilities

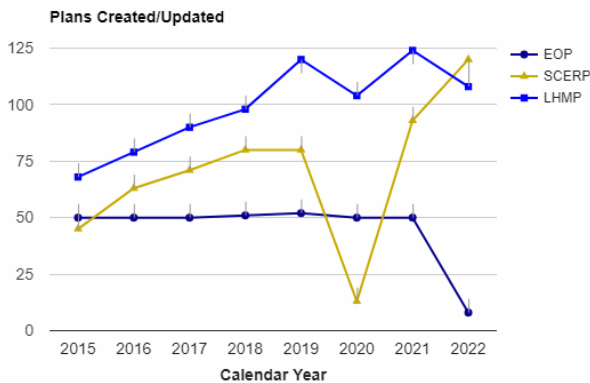
Measures by Core Service

(Additional performance information is available on the web at <https://omb.alaska.gov/results>.)

1. Provide Pre-Disaster Mitigation, Training, and Education



## 2. Enhance State and Local Emergency Management Capabilities



### Major Component Accomplishments in 2022

The Division responded to twelve storm, flood, landslide, and wildland fire State declared disasters impacting rural Alaska, five of which went on to be declared Federal disasters.

The Governor issued Administrative Order 331 over concerns for Alaska’s food security and the Division supported a Task Force consisting of four state officials (Commissioners of DNR, DFG, DEC and DMVA) and twelve voting members who are not state officials, working towards increasing food security, strengthening local economies and lessen our dependence on external foods and supply chains.

The Division continued to support exercise, training, and outreach events, with a hybrid approach utilizing both virtual and in-person deliveries. The Division’s Training Section enrolled 802 students for various trainings and coordinated 60 classes. The Acadis Readiness System (ARS) is rounding out the second year of implementation. Currently, there are 24,883 individuals recorded in the database, which is an increase of 3,755 records since last year, and 906 active portal accounts in Acadis (people using the system statewide), an increase of 154 portal activations since last year.

With reduced COVID restrictions, the Division’s Outreach Section engaged the public this summer through participation in 30 preparedness events and 17 earthquake simulator specific events. The Outreach Section estimates they contacted over 8000 Alaskans.

The Division’s Exercise Section rolled out the new AlaskEx exercise program with a first delivery scheduled for November in Fairbanks. The Section is incorporating feedback from participating agencies, organizations, and jurisdictions from Fairbanks to refine deliverables and formatting for future iterations. Additionally, the Section worked with other sections to encourage jurisdictions to apply for State Homeland Security Program (SHSP) grants through improvements in the funding application process.

### Key Component Challenges

The Division will continue to focus on foundations of the emergency management work (disaster response first and preparedness second) with our partnerships at all levels of government and the private sector. DHS&EM and the State Emergency Operations Center (SEOC) continue to respond to requests for State assistance (monetary and technical) for events that fall outside of the scope of Alaska Statute 26.23.900. Events such as erosion, water and fuel shortages, and infrastructure maintenance continue to challenge communities throughout Alaska. The FY2023 budget, with support from the Legislature, continued to see a significant influx of funding into the Disaster Relief Fund (DRF). The significant increase in the number of State and Federal disaster declarations for Alaska challenges the Division’s delivery of both public assistance and individual assistance to support the citizens of Alaska.

### Significant Changes in Results to be Delivered in FY2024

FY2024 operations will continue to rely heavily on technology for delivering our mission to the citizens in rural Alaska, and we intend to improve reliability in community preparedness and individual assistance throughout the State. The Division will be pursuing federal legislative grants to protect Cyber Security and Homeland Security.

### Statutory and Regulatory Authority

AS 26.20 Homeland Security and Civil Defense  
AS 26.23 Disasters  
AS 29.35.040 Emergency Disaster Powers  
AS 44.33.285 Action by Governor  
AS 46.04.080 Catastrophic Oil Discharges  
AS 46.09.030 Disaster Emergencies  
AS 46.08.040 Oil and Hazardous Substance Releases - Uses of the Fund  
AS 43.55.201 Conservation surcharge on oil - Surcharge Levied  
AS 43.55.300 Additional conservation surcharge on oil - Surcharge Levied  
USC 42 11001-11005 Duties and Functions of SERC and LEPCs  
Administrative Order No. 170 Establishing statewide Emergency Management Plan  
Administrative Order No. 203 Establishing the Division of Homeland Security  
Administrative Order No. 217 Amendment to AO 203  
Administrative Order No. 228 Pandemic Influenza Preparedness

Contact Information
<p><b>Contact:</b> Bryan Fisher, Division Director <b>Phone:</b> (907) 428-7096 <b>E-mail:</b> b.fisher@alaska.gov</p>

Homeland Security and Emergency Management Personal Services Information				
Authorized Positions			Personal Services Costs	
	FY2023 Management Plan	FY2024 Governor		
Full-time	60	60	Annual Salaries	4,363,228
Part-time	0	0	COLA	114,702
Nonpermanent	0	0	Premium Pay	66,816
			Annual Benefits	2,899,112
			<i>Less 6.65% Vacancy Factor</i>	<i>(495,158)</i>
			Lump Sum Premium Pay	0
<b>Totals</b>	<b>60</b>	<b>60</b>	<b>Total Personal Services</b>	<b>6,948,700</b>

Position Classification Summary					
Job Class Title	Anchorage	Fairbanks	Juneau	Others	Total
Administrative Assistant 1	2	0	0	0	2
Administrative Assistant 2	1	0	0	0	1
Administrative Officer 1	1	0	0	0	1
Admn OPS Mgr 1	1	0	0	0	1
Division Director - Px	1	0	0	0	1
Emergency Program Manager 1	3	0	0	0	3
Emergency Program Manager 2	1	0	0	0	1
Er Mgmt Spec 1	1	0	0	0	1
Er Mgmt Spec 2	26	0	0	0	26
Er Mgmt Spec 3	10	0	0	0	10
Grants Administrator 1	1	0	0	0	1
Grants Administrator 2	4	0	0	0	4
Grants Administrator 3	2	0	0	0	2
Information Officer 2	1	0	0	0	1
Mts/EI Jrny 2	1	0	0	0	1
Systems Programmer 2	1	0	0	0	1
Telecommunications Planner	1	0	0	0	1
Training Specialist 1	1	0	0	0	1
Training Specialist 2	1	0	0	0	1
<b>Totals</b>	<b>60</b>	<b>0</b>	<b>0</b>	<b>0</b>	<b>60</b>

**Component Detail All Funds**  
**Department of Military and Veterans' Affairs**

**Component:** Homeland Security and Emergency Management (2657)  
**RDU:** Military & Veterans Affairs (530)

Non-Formula Component

	FY2022 Actuals	FY2023 Conference Committee	FY2023 Authorized	FY2023 Management Plan	FY2024 Governor	FY2023 Management Plan vs FY2024 Governor	
71000 Personal Services	6,804.1	6,862.8	7,013.9	6,853.3	6,948.7	95.4	1.4%
72000 Travel	92.7	104.5	104.5	104.5	74.5	-30.0	-28.7%
73000 Services	537.1	1,152.0	1,516.2	1,621.3	1,134.6	-486.7	-30.0%
74000 Commodities	27.2	42.7	42.7	98.2	34.0	-64.2	-65.4%
75000 Capital Outlay	0.0	0.0	0.0	0.0	0.0	0.0	0.0%
77000 Grants, Benefits	643.5	847.6	847.6	847.6	297.6	-550.0	-64.9%
78000 Miscellaneous	0.0	0.0	0.0	0.0	0.0	0.0	0.0%
<b>Totals</b>	<b>8,104.6</b>	<b>9,009.6</b>	<b>9,524.9</b>	<b>9,524.9</b>	<b>8,489.4</b>	<b>-1,035.5</b>	<b>-10.9%</b>
<b>Fund Sources:</b>							
1002 Fed Rcpts (Fed)	1,070.7	1,581.5	1,588.1	1,588.1	898.4	-689.7	-43.4%
1003 G/F Match (UGF)	2,099.8	2,076.9	2,081.6	2,081.6	2,319.7	238.1	11.4%
1004 Gen Fund (UGF)	0.0	21.6	28.3	28.3	28.3	0.0	0.0%
1007 I/A Rcpts (Other)	2,294.2	2,093.0	2,095.4	2,095.4	2,140.8	45.4	2.2%
1061 CIP Rcpts (Other)	2,634.1	2,836.6	2,843.7	2,843.7	2,902.2	58.5	2.1%
1108 Stat Desig (Other)	5.8	400.0	400.0	400.0	200.0	-200.0	-50.0%
1265 COVID Fed (Fed)	0.0	0.0	487.8	487.8	0.0	-487.8	-100.0%
<b>Unrestricted General (UGF)</b>	<b>2,099.8</b>	<b>2,098.5</b>	<b>2,109.9</b>	<b>2,109.9</b>	<b>2,348.0</b>	<b>238.1</b>	<b>11.3%</b>
<b>Designated General (DGF)</b>	<b>0.0</b>	<b>0.0</b>	<b>0.0</b>	<b>0.0</b>	<b>0.0</b>	<b>0.0</b>	<b>0.0%</b>
<b>Other Funds</b>	<b>4,934.1</b>	<b>5,329.6</b>	<b>5,339.1</b>	<b>5,339.1</b>	<b>5,243.0</b>	<b>-96.1</b>	<b>-1.8%</b>
<b>Federal Funds</b>	<b>1,070.7</b>	<b>1,581.5</b>	<b>2,075.9</b>	<b>2,075.9</b>	<b>898.4</b>	<b>-1,177.5</b>	<b>-56.7%</b>
<b>Positions:</b>							
Permanent Full Time	60	60	60	60	60	0	0.0%
Permanent Part Time	0	0	0	0	0	0	0.0%
Non Permanent	0	0	0	0	0	0	0.0%

**Change Record Detail - Multiple Scenarios with Descriptions**  
**Department of Military and Veterans' Affairs**

**Component:** Homeland Security and Emergency Management (2657)

**RDU:** Military & Veterans Affairs (530)

Scenario/Change Record Title	Trans Type	Totals	Personal Services	Travel	Services	Commodities	Capital Outlay	Grants, Benefits	Miscellaneous	Positions		NP
										PFT	PPT	
***** Changes From FY2023 Conference Committee To FY2023 Authorized *****												
<b>FY2023 Conference Committee</b>												
	ConfCom	9,009.6	6,862.8	104.5	1,152.0	42.7	0.0	847.6	0.0	60	0	0
1002 Fed Rcpts		1,581.5										
1003 G/F Match		2,076.9										
1004 Gen Fund		21.6										
1007 I/A Rcpts		2,093.0										
1061 CIP Rcpts		2,836.6										
1108 Stat Desig		400.0										
<b>Align Authority for Unallocated Rates Adjustment</b>												
	Unalloc	18.1	0.0	0.0	18.1	0.0	0.0	0.0	0.0	0	0	0
1002 Fed Rcpts		6.6										
1004 Gen Fund		6.7										
1007 I/A Rcpts		2.4										
1061 CIP Rcpts		2.4										
<b>American Rescue Plan Emergency Management Grant Sec21 Ch1 SSSLA2021 P118 L2 (HB69) (FY21-FY24)</b>												
	CarryFwd	487.8	141.7	0.0	346.1	0.0	0.0	0.0	0.0	0	0	0
1265 COVID Fed		487.8										
Carryforward the unexpended and unobligated balance of the appropriation made in Sec21 Ch1 SSSLA2021 P118 L2 (HB69) for grants to emergency management agencies to implement the National Preparedness System and work towards the National Preparedness Goal of a secure and resilient nation.												
Sec. 21 SUPPLEMENTAL DEPARTMENT OF MILITARY AND VETERANS' AFFAIRS. The amount of federal receipts received from the American Rescue Plan Act of 2021 (P.L. 117-2) for emergency management performance grants in the fiscal years ending June 30, 2021, and June 30, 2022, estimated to be \$882,300, is appropriated to the Department of Military and Veterans' Affairs for that purpose for the fiscal years ending June 30, 2021, June 30, 2022, June 30, 2023, and June 30, 2024.												
Original Appropriation: \$881.7												
FY2021 Expenditures: \$ 0.0												
FY2022 Expenditures: \$393.9												
FY2023 Carryforward: \$487.8												
<b>FY2023 Exempt 5% COLA</b>												
	SalAdj	9.4	9.4	0.0	0.0	0.0	0.0	0.0	0.0	0	0	0
1003 G/F Match		4.7										
1061 CIP Rcpts		4.7										
FY2023 Exempt 5% COLA: \$9.4												
<b>Subtotal</b>		<b>9,524.9</b>	<b>7,013.9</b>	<b>104.5</b>	<b>1,516.2</b>	<b>42.7</b>	<b>0.0</b>	<b>847.6</b>	<b>0.0</b>	<b>60</b>	<b>0</b>	<b>0</b>

**Change Record Detail - Multiple Scenarios with Descriptions**  
**Department of Military and Veterans' Affairs**

**Component:** Homeland Security and Emergency Management (2657)

**RDU:** Military & Veterans Affairs (530)

Scenario/Change Record Title	Trans Type	Totals	Personal Services	Travel	Services	Commodities	Capital Outlay	Grants, Benefits	Miscellaneous	Positions		NP
										PFT	PPT	
<b>***** Changes From FY2023 Authorized To FY2023 Management Plan *****</b>												
<b>Align Authority with Anticipated Expenditures</b>												
LIT		0.0	-160.6	0.0	105.1	55.5	0.0	0.0	0.0	0	0	0
Transfer authority from personal services to cover anticipated services and commodities. The remaining services authority is sufficient to cover anticipated expenditures.												
<b>Subtotal</b>		<b>9,524.9</b>	<b>6,853.3</b>	<b>104.5</b>	<b>1,621.3</b>	<b>98.2</b>	<b>0.0</b>	<b>847.6</b>	<b>0.0</b>	<b>60</b>	<b>0</b>	<b>0</b>
<b>***** Changes From FY2023 Management Plan To FY2024 Governor *****</b>												
<b>Align Authority to Meet Anticipated Personal Services Costs</b>												
LIT		0.0	134.8	0.0	-90.6	-44.2	0.0	0.0	0.0	0	0	0
Align personal services authority to meet FY2024 personal service needs. Personal service authorization is needed to meet increased costs associated with existing positions. Authorization is made available through reduced services and commodities obligations within this component.												
<b>Reverse American Rescue Plan Emergency Management Grant Sec21 Ch1 SSSLA2021 P118 L2 (HB69) (FY21-FY24)</b>												
OTI		-487.8	-141.7	0.0	-346.1	0.0	0.0	0.0	0.0	0	0	0
1265 COVID Fed		-487.8										
Carryforward the unexpended and unobligated balance of the appropriation made in Sec21 Ch1 SSSLA2021 P118 L2 (House Bill 69) for grants to emergency management agencies to implement the National Preparedness System and work towards the National Preparedness Goal of a secure and resilient nation.												
Sec. 21 SUPPLEMENTAL DEPARTMENT OF MILITARY AND VETERANS' AFFAIRS. The amount of federal receipts received from the American Rescue Plan Act of 2021 (P.L. 117-2) for emergency management performance grants in the fiscal years ending June 30, 2021, and June 30, 2022, estimated to be \$882,300, is appropriated to the Department of Military and Veterans' Affairs for that purpose for the fiscal years ending June 30, 2021, June 30, 2022, June 30, 2023, and June 30, 2024.												
Original Appropriation: \$881.7 FY2021 Expenditures: \$ 0.0 FY2022 Expenditures: \$393.9 FY2023 Carryforward: \$487.8												
<b>FY2024 AlaskaCare Health Insurance Increase - Exempt and Partially Exempt</b>												
SalAdj		1.2	1.2	0.0	0.0	0.0	0.0	0.0	0.0	0	0	0
1003 G/F Match		0.6										
1061 CIP Rcpts		0.6										

FY2024 AlaskaCare health insurance increase for exempt and partially exempt employees from \$1,685 to \$1,793 per member per month.: \$1.2

**FY2024 PERS Rate Adjustment**



**Change Record Detail - Multiple Scenarios with Descriptions**  
**Department of Military and Veterans' Affairs**

**Component:** Homeland Security and Emergency Management (2657)

**RDU:** Military & Veterans Affairs (530)

Scenario/Change Record Title	Trans Type	Totals	Personal Services	Travel	Services	Commodities	Capital Outlay	Grants, Benefits	Miscellaneous	Positions		NP
										PFT	PPT	
	SalAdj	13.2	13.2	0.0	0.0	0.0	0.0	0.0	0.0	0	0	0
1002 Fed Rcpts		0.9										
1003 G/F Match		3.4										
1007 I/A Rcpts		3.8										
1061 CIP Rcpts		5.1										
FY2024 PERS rate adjustment to 25.10%: \$13.2												
<b>FY2024 Salary and Health Insurance Increases</b>												
	SalAdj	137.9	137.9	0.0	0.0	0.0	0.0	0.0	0.0	0	0	0
1002 Fed Rcpts		9.4										
1003 G/F Match		34.1										
1007 I/A Rcpts		41.6										
1061 CIP Rcpts		52.8										
FY2024 Salary and Health Insurance Increases: \$137.9FY2024 GGU cost of living increase 2.5%: \$84.9												
FY2024 LTC cost of living increase 3.25%: \$3.3												
FY2024 SU cost of living increase 1%: \$21.9												
FY2024 AlaskaCare insurance from \$1,685 to \$1,793 per member per month.: \$24.9												
FY2024 GGU health insurance increase from \$1,567.50 to \$1,573.50 per member per month.: \$2.6												
FY2024 LTC health insurance increase from \$1,580 to \$1,605 per member per month.: \$0.3												
<b>Emergency Management Performance Grant</b>												
	Inc	200.0	200.0	0.0	0.0	0.0	0.0	0.0	0.0	0	0	0
1003 G/F Match		200.0										
The Emergency Management Performance Grant (EMP) for the State has increased by \$200.0, which requires a corresponding increase in State match. This grant is vital to supporting the basic emergency management capabilities of the State and local communities. \$1,400.0 of this grant is passed through directly to communities to fund emergency management positions, and that portion of the grant is funded through local dollars or in-kind match.												
<b>Reduce Authority to Align with Anticipated Revenue and Expenditures</b>												
	Dec	-700.0	-50.0	-30.0	-50.0	-20.0	0.0	-550.0	0.0	0	0	0
1002 Fed Rcpts		-700.0										
Reduce authority to align with the move of the National Oceanic and Atmospheric Administration (NOAA) grant to the State Homeland Security Grant Programs annual capital appropriation. The NOAA funding has no match requirement and is spread over multiple fiscal years and is therefore more appropriately reflected under the capital budget.												

**Change Record Detail - Multiple Scenarios with Descriptions**  
**Department of Military and Veterans' Affairs**

**Component:** Homeland Security and Emergency Management (2657)

**RDU:** Military & Veterans Affairs (530)

Scenario/Change Record Title	Trans Type	Totals	Personal Services	Travel	Services	Commodities	Capital Outlay	Grants, Benefits	Miscellaneous	Positions		
										PFT	PPT	NP
<b>Reduce SDPR Authority No Longer Needed for EMAC</b>												
1108 Stat Desig	Dec	-200.0	-200.0	0.0	0.0	0.0	0.0	0.0	0.0	0	0	0
The increase in declared disasters within the state has increased workload, making it unfeasible to send employees out to assist other States through the Emergency Management Assistance Compact (EMAC).												
<b>Totals</b>		<b>8,489.4</b>	<b>6,948.7</b>	<b>74.5</b>	<b>1,134.6</b>	<b>34.0</b>	<b>0.0</b>	<b>297.6</b>	<b>0.0</b>	<b>60</b>	<b>0</b>	<b>0</b>

**Line Item Detail (1676)**  
**Department of Military and Veterans' Affairs**  
**Travel**

**Component:** Homeland Security and Emergency Management (2657)

Line Number	Line Name		FY2022 Actuals	FY2023 Management Plan	FY2024 Governor
2000	Travel		92.7	104.5	74.5
Object Class	Servicing Agency	Explanation	FY2022 Actuals	FY2023 Management Plan	FY2024 Governor
<b>2000 Travel Detail Totals</b>			<b>92.7</b>	<b>104.5</b>	<b>74.5</b>
2000	In-State Employee Travel	In-state employee travel	26.8	68.6	25.0
2001	In-State Non-Employee Travel	In-state non-employee travel	58.1	0.0	34.5
2002	Out of State Employee Travel	Out of state employee travel	7.8	35.9	15.0

**Line Item Detail (1676)**  
**Department of Military and Veterans' Affairs**  
**Services**

**Component:** Homeland Security and Emergency Management (2657)

Line Number	Line Name		FY2022 Actuals	FY2023 Management Plan	FY2024 Governor
3000	Services		537.1	1,621.3	1,134.6
Object Class	Servicing Agency	Explanation	FY2022 Actuals	FY2023 Management Plan	FY2024 Governor
<b>3000 Services Detail Totals</b>			<b>537.1</b>	<b>1,621.3</b>	<b>1,134.6</b>
3000	Education Services	Education services and membership dues	0.0	14.5	5.0
3001	Financial Services	Financial services	0.0	101.1	101.1
3003	Information Technology	Training management system and Emnet	64.6	90.1	65.0
3004	Telecommunications	Telecommunications services	43.7	62.5	60.8
3005	Health Services	Health services	0.0	0.3	0.3
3006	Delivery Services	Courier services	2.5	9.9	2.5
3008	Utilities	Utility costs	5.8	10.0	5.8
3009	Structure/Infrastructure/Land	Storage, structure, infrastructure,land	1.4	0.8	1.4
3010	Equipment/Machinery	Maintenance service agreements	42.6	52.2	42.6
3011	Other Services	Maintenance agreements and State Travel Office	59.0	102.3	59.0
3017	Inter-Agency Information Technology Non-Telecommunications	Department of Administration Office of Information Technology	0.9	0.0	0.0
3017	Inter-Agency Information Technology Non-Telecommunications	Admin - Department-wide Department of Administration Office of Information Technology	40.9	146.7	50.0
3018	Inter-Agency Information Technology Telecommunications	Telecommunication phones	1.7	0.0	0.0
3018	Inter-Agency Information Technology Telecommunications	Admin - Department-wide DMVA Information Technology Personnel Plan	8.0	30.0	20.0
3019	Inter-Agency Storage	E&ED - Department-wide Digital archive storage	0.1	0.0	0.0
3020	Inter-Agency Building Maintenance	M&VA - Army Guard Facilities Maint. Camp Denali storage operation and	2.9	7.5	7.5

**Line Item Detail (1676)**  
**Department of Military and Veterans' Affairs**  
**Services**

**Component:** Homeland Security and Emergency Management (2657)

Object Class		Servicing Agency	Explanation	FY2022 Actuals	FY2023 Management Plan	FY2024 Governor
<b>3000 Services Detail Totals</b>				<b>537.1</b>	<b>1,621.3</b>	<b>1,134.6</b>
		(415)	maintenance services			
3021	Inter-Agency Mail	Admin - Department-wide	Central mail	0.4	2.1	2.1
3022	Inter-Agency Human Resources	Admin - Department-wide	Human resources chargeback	13.3	50.1	36.2
3024	Inter-Agency Legal	Admin - Department-wide	Regulations and statutes review	0.0	0.3	0.3
3025	Inter-Agency Auditing	Admin - Department-wide	Federal compliance audit	0.0	3.0	3.0
3026	Inter-Agency Insurance	Admin - Department-wide	Risk management chargeback	0.8	2.2	2.2
3027	Inter-Agency Financial	Admin - Department-wide	Department of Administration Core Services (SSOA A/P and travel, AAPEX, ALDER, IRIS)	37.7	20.0	17.6
3027	Inter-Agency Financial	Gov - Department-wide	OMB Budget Analyst and Administrative Services Director	0.0	0.0	0.0
3027	Inter-Agency Financial	M&VA - Office of the Commissioner (414)	DMVA Centralized Personnel Plan	168.4	774.0	517.7
3028	Inter-Agency Americans with Disabilities Act Compliance	Admin - Department-wide	ADA chargeback	0.1	0.4	0.4
3029	Inter-Agency Education/Training	Admin - Department-wide	Education/Training chargeback	1.1	0.7	0.7
3031	Inter-Agency Construction	M&VA - Army Guard Facilities Maint. (415)	Mobile Emergency Operations Center building projects	0.8	10.0	2.8
3035	Inter-Agency Other Equipment/Machinery		Dell infrastructure replacement	4.6	0.0	0.0
3035	Inter-Agency Other Equipment/Machinery	M&VA - Office of the Commissioner (414)	Dell warranties	0.0	11.3	11.3
3036	Inter-Agency Safety	H&SS - Department-wide	Reimbursable services agreement	0.0	20.0	20.0
3036	Inter-Agency Safety	NatRes - Department-wide	Tsunami Modeling	0.0	68.7	68.7
3037	State Equipment Fleet	Trans - Department-wide	State equipment fleet expenditures and chargeback	35.8	30.6	30.6

**Line Item Detail (1676)**  
**Department of Military and Veterans' Affairs**  
**Commodities**

**Component:** Homeland Security and Emergency Management (2657)

Line Number	Line Name		FY2022 Actuals	FY2023 Management Plan	FY2024 Governor
4000	Commodities		27.2	98.2	34.0
Object Class	Servicing Agency	Explanation	FY2022 Actuals	FY2023 Management Plan	FY2024 Governor
<b>4000 Commodities Detail Totals</b>			<b>27.2</b>	<b>98.2</b>	<b>34.0</b>
4000	Business	General business supplies (office consumables, furniture, and computer equipment with value less than \$5,000)	26.2	87.9	30.0
4002	Household/Institutional	Household/institutional expenditures	0.2	1.0	1.0
4003	Scientific and Medical	Scientific and medical expenditures	0.5	0.0	0.0
4004	Safety	Safety expenditures	0.0	0.2	0.5
4015	Parts and Supplies	Parts and supplies	0.2	6.6	0.5
4016	Paint/Preservatives	Paint and preservatives	0.1	0.0	0.0
4020	Equipment Fuel	Fuel expenditures for equipment	0.0	2.5	2.0

**Line Item Detail (1676)**  
**Department of Military and Veterans' Affairs**  
**Grants, Benefits**

**Component:** Homeland Security and Emergency Management (2657)

Line Number	Line Name		FY2022 Actuals	FY2023 Management Plan	FY2024 Governor
7000	Grants, Benefits		643.5	847.6	297.6
Object Class	Servicing Agency	Explanation	FY2022 Actuals	FY2023 Management Plan	FY2024 Governor
		<b>7000 Grants, Benefits Detail Totals</b>	<b>643.5</b>	<b>847.6</b>	<b>297.6</b>
7003	Sub-Recipient Pass-Through Grants	Federal funds received, and passed on to other recipients	643.5	847.6	297.6

**Revenue Detail (1681)**  
**Department of Military and Veterans' Affairs**

**Component:** Homeland Security and Emergency Management (2657)

Revenue Type (OMB Fund Code) Revenue Source	Component	Comment	FY2022 Actuals	FY2023 Management Plan	FY2024 Governor
<b>5002 Fed Rcpts (1002 Fed Rcpts)</b>			<b>667.9</b>	<b>1,588.1</b>	<b>898.4</b>
5002 Federal General Government - Miscellaneous Grants		Federal receipts	225.1	0.0	0.0
5003 Federal - Indirect Recovery		Federal Receipts	0.0	888.1	0.0
5008 Federal Natural Resources - Natnl Oceanc Atmsphrc Admn Grnts		Federal receipts	0.0	700.0	0.0
5011 Federal Public Prtctn - Federal Emergency Management Agency		Federal Emergency Management Agency (FEMA) receipts	0.0	0.0	730.3
5019 Federal - Miscellaneous Grants		Department of Homeland Security and US Department of Commerce NOAA grants	442.8	0.0	168.1
<b>5007 I/A Rcpts (1007 I/A Rcpts)</b>			<b>24.7</b>	<b>2,095.4</b>	<b>2,140.8</b>
5301 Inter-Agency Receipts		Reimbursable services agreement	24.7	2,095.4	2,140.8
<b>5061 CIP Rcpts (1061 CIP Rcpts)</b>			<b>0.0</b>	<b>2,843.7</b>	<b>2,902.2</b>
5351 Capital Improvement Project Inter-Agency		Personal services expenditures originally coded directly to capital appropriations	0.0	2,843.7	2,902.2
<b>5108 Stat Desig (1108 Stat Desig)</b>			<b>5.8</b>	<b>400.0</b>	<b>200.0</b>
5200 Statutory Dsgntd Prgrm Rcpts Pblc Prtctn - 3rd Party Clctns		Emergency Management Assistance Compact requests and other third party reimbursements	5.8	400.0	200.0
<b>5265 COVID Fed (1265 COVID Fed)</b>			<b>0.0</b>	<b>487.8</b>	<b>0.0</b>
5028 Federal COVID Stimulus - Miscellaneous Grants		American Rescue Plan Act emergency management performance grants.	0.0	487.8	0.0
<b>6003 G/F Match (1003 G/F Match)</b>			<b>1.6</b>	<b>0.0</b>	<b>0.0</b>
6102 Match - Prior Year Reimbursement Recovery		Prior year recovery	1.6	0.0	0.0



**Inter-Agency Services (1682)**  
**Department of Military and Veterans' Affairs**

**Component:** Homeland Security and Emergency Management (2657)

	FY2022 Actuals	FY2023 Management Plan	FY2024 Governor
<b>Component Totals</b>	<b>310.3</b>	<b>1,177.6</b>	<b>791.1</b>
With Department of Administration	102.3	255.5	132.5
With Department of Education and Early Development	0.1	0.0	0.0
With Department of Military and Veterans' Affairs	172.1	802.8	539.3
With Department of Health & Social Services	0.0	20.0	20.0
With Department of Natural Resources	0.0	68.7	68.7
With Department of Transportation/Public Facilities	35.8	30.6	30.6

Object Class	Servicing Agency	Explanation	FY2022 Actuals	FY2023 Management Plan	FY2024 Governor
3017	Inter-Agency Information Technology Non-Telecommunications	Admin - Department-wide Department of Administration Office of Information Technology	40.9	146.7	50.0
3018	Inter-Agency Information Technology Telecommunications	Admin - Department-wide DMVA Information Technology Personnel Plan	8.0	30.0	20.0
3019	Inter-Agency Storage	E&ED - Department-wide Digital archive storage	0.1	0.0	0.0
3020	Inter-Agency Building Maintenance	M&VA - Army Guard Facilities Maint. (415) Camp Denali storage operation and maintenance services	2.9	7.5	7.5
3021	Inter-Agency Mail	Admin - Department-wide Central mail	0.4	2.1	2.1
3022	Inter-Agency Human Resources	Admin - Department-wide Human resources chargeback	13.3	50.1	36.2
3024	Inter-Agency Legal	Admin - Department-wide Regulations and statutes review	0.0	0.3	0.3
3025	Inter-Agency Auditing	Admin - Department-wide Federal compliance audit	0.0	3.0	3.0
3026	Inter-Agency Insurance	Admin - Department-wide Risk management chargeback	0.8	2.2	2.2
3027	Inter-Agency Financial	Admin - Department-wide Department of Administration Core Services (SSOA A/P and travel, AAPEX, ALDER, IRIS)	37.7	20.0	17.6
3027	Inter-Agency Financial	M&VA - Office of the Commissioner (414) DMVA Centralized Personnel Plan	168.4	774.0	517.7
3028	Inter-Agency Americans with	Admin - Department-wide ADA chargeback	0.1	0.4	0.4

**Inter-Agency Services (1682)**  
**Department of Military and Veterans' Affairs**

**Component:** Homeland Security and Emergency Management (2657)

<b>Object Class</b>	<b>Servicing Agency</b>	<b>Explanation</b>	<b>FY2022 Actuals</b>	<b>FY2023 Management Plan</b>	<b>FY2024 Governor</b>	
	Disabilities Act Compliance					
3029	Inter-Agency Education/Training	Admin - Department-wide	Education/Training chargeback	1.1	0.7	0.7
3031	Inter-Agency Construction	M&VA - Army Guard Facilities Maint. (415)	Mobile Emergency Operations Center building projects	0.8	10.0	2.8
3035	Inter-Agency Other Equipment/Machinery	M&VA - Office of the Commissioner (414)	Dell warranties	0.0	11.3	11.3
3036	Inter-Agency Safety	H&SS - Department-wide	Reimbursable services agreement	0.0	20.0	20.0
3036	Inter-Agency Safety	NatRes - Department-wide	Tsunami Modeling	0.0	68.7	68.7
3037	State Equipment Fleet	Trans - Department-wide	State equipment fleet expenditures and chargeback	35.8	30.6	30.6

**Personal Services Expenditure Detail**  
**Department of Military and Veterans' Affairs**

**Scenario:** FY2024 Governor (19867)  
**Component:** Homeland Security and Emergency Management (2657)  
**RDU:** Military & Veterans Affairs (530)

PCN	Job Class Title	Time Status	Retire Code	Barg Unit	Location	Salary Sched	Range / Step	Comp Months	Split / Count	Annual Salaries	COLA	Premium Pay	Annual Benefits	Total Costs	UGF Amount
09-0050	Division Director - Px	FT	A	XE	Joint Base Elmendorf - Richardson	N00	27M	12.0		146,738	0	0	77,935	224,673	112,337
09-0052	Er Mgmt Spec 3	FT	A	SS	Joint Base Elmendorf - Richardson	200	18E / F	12.0		76,177	1,055	0	50,955	128,187	57,684
09-0053	Er Mgmt Spec 2	FT	A	GP	Joint Base Elmendorf - Richardson	200	16B / C	12.0		56,122	2,017	2,148	41,398	101,685	45,758
09-0054	Admn OPS Mgr 1	FT	A	SS	Joint Base Elmendorf - Richardson	200	22J	12.0		105,997	1,467	0	62,418	169,882	67,953
09-0056	Er Mgmt Spec 3	FT	A	SS	Joint Base Elmendorf - Richardson	200	18D / E	12.0		75,740	1,049	0	50,787	127,576	0
09-0058	Er Mgmt Spec 2	FT	A	GP	Joint Base Elmendorf - Richardson	200	16J	12.0		69,206	2,487	2,661	46,624	120,978	12,098
09-0065	Er Mgmt Spec 2	FT	A	GP	Joint Base Elmendorf - Richardson	99	16N / O	12.0		75,992	2,731	2,922	49,333	130,978	58,940
09-0112	Mts/EI Jrny 2	FT	A	LL	Joint Base Elmendorf - Richardson	2AA	51L	12.0		76,134	3,487	1,372	49,066	130,059	65,030
09-0124	Grants Administrator 3	FT	A	SS	Joint Base Elmendorf - Richardson	200	19K	12.0		89,710	1,242	0	56,157	147,109	36,777
09-0130	Er Mgmt Spec 2	FT	A	GP	Joint Base Elmendorf - Richardson	200	16A / B	12.0		55,868	2,008	2,148	41,300	101,324	10,132
09-0135	Er Mgmt Spec 3	FT	A	SS	Joint Base Elmendorf - Richardson	200	18A / B	12.0		67,794	939	0	47,733	116,466	11,647
09-0136	Training Specialist 1	FT	A	GP	Joint Base Elmendorf - Richardson	200	16J	12.0		69,206	2,395	0	45,601	117,202	0
09-0144	Administrative Assistant 1	FT	A	GP	Joint Base Elmendorf - Richardson	200	12B / C	12.0		43,775	1,572	1,635	36,454	83,436	41,718

Note: If a position is split, an asterisk (\*) will appear in the Split/Count column. If the split position is also counted in the component, two asterisks (\*\*) will appear in this column. [No valid job title] appearing in the Job Class Title indicates that the PCN has an invalid class code or invalid range for the class code effective date of this scenario.

**Personal Services Expenditure Detail**  
**Department of Military and Veterans' Affairs**

**Scenario:** FY2024 Governor (19867)  
**Component:** Homeland Security and Emergency Management (2657)  
**RDU:** Military & Veterans Affairs (530)

PCN	Job Class Title	Time Status	Retire Code	Barg Unit	Location	Salary Sched	Range / Step	Comp Months	Split / Count	Annual Salaries	COLA	Premium Pay	Annual Benefits	Total Costs	UGF Amount
09-0181	Er Mgmt Spec 2	FT	A	GP	Joint Base Elmendorf - Richardson	200	16C / D	12.0		58,808	2,112	2,217	42,457	105,594	10,559
09-0182	Er Mgmt Spec 3	FT	A	SS	Joint Base Elmendorf - Richardson	200	18C / D	12.0		73,095	1,012	0	49,770	123,877	0
09-0197	Er Mgmt Spec 2	FT	A	GP	Joint Base Elmendorf - Richardson	200	16D / E	12.0		61,957	2,224	2,301	43,699	110,181	49,582
09-0198	Administrative Assistant 1	FT	A	GP	Joint Base Elmendorf - Richardson	200	12A / B	12.0		42,530	1,529	1,635	35,976	81,670	40,835
09-0199	Er Mgmt Spec 2	FT	A	GP	Joint Base Elmendorf - Richardson	200	16M	12.0		76,167	2,738	2,929	49,403	131,237	13,124
09-0200	Grants Administrator 2	FT	A	GP	Joint Base Elmendorf - Richardson	200	17A / B	12.0		59,773	2,069	0	41,975	103,817	0
09-0208	Er Mgmt Spec 2	FT	A	GP	Joint Base Elmendorf - Richardson	200	16B / C	12.0		55,883	2,008	2,148	41,306	101,345	25,336
09-0209	Er Mgmt Spec 2	FT	A	GP	Joint Base Elmendorf - Richardson	200	16A / B	12.0		55,868	2,008	2,148	41,300	101,324	0
09-0211	Administrative Officer 1	FT	A	SS	Joint Base Elmendorf - Richardson	200	17B / C	12.0		64,746	896	0	46,561	112,203	56,102
09-0218	Er Mgmt Spec 2	FT	A	GP	Joint Base Elmendorf - Richardson	200	16M / N	12.0		77,508	2,733	1,464	49,355	131,060	0
09-0219	Er Mgmt Spec 2	FT	A	GP	Joint Base Elmendorf - Richardson	200	16L	12.0		73,769	2,651	2,837	48,446	127,703	12,770
09-0220	Emergency Program Manager 1	FT	A	SS	Joint Base Elmendorf - Richardson	200	20N	12.0		105,498	1,461	0	62,226	169,185	42,296
09-0229	Emergency Program Manager 2	FT	A	SS	Joint Base Elmendorf - Richardson	200	22O / P	12.0		124,888	1,729	0	69,680	196,297	98,149

Note: If a position is split, an asterisk (\*) will appear in the Split/Count column. If the split position is also counted in the component, two asterisks (\*\*) will appear in this column. [No valid job title] appearing in the Job Class Title indicates that the PCN has an invalid class code or invalid range for the class code effective date of this scenario.

**Personal Services Expenditure Detail**  
**Department of Military and Veterans' Affairs**

**Scenario:** FY2024 Governor (19867)  
**Component:** Homeland Security and Emergency Management (2657)  
**RDU:** Military & Veterans Affairs (530)

PCN	Job Class Title	Time Status	Retire Code	Barg Unit	Location	Salary Sched	Range / Step	Comp Months	Split / Count	Annual Salaries	COLA	Premium Pay	Annual Benefits	Total Costs	UGF Amount
09-0232	Emergency Program Manager 1	FT	A	SS	Joint Base Elmendorf - Richardson	200	20E / F	12.0		89,086	1,233	0	55,917	146,236	0
09-0233	Systems Programmer 2	FT	A	GP	Joint Base Elmendorf - Richardson	200	22J / K	12.0		106,774	3,695	0	60,043	170,512	85,256
09-0243	Er Mgmt Spec 2	FT	A	GP	Joint Base Elmendorf - Richardson	200	16C / D	12.0		58,845	2,113	2,217	42,471	105,646	10,565
09-0248	Telecommunications Planner	FT	A	GP	Joint Base Elmendorf - Richardson	200	21E / F	12.0		89,522	3,098	0	53,411	146,031	73,016
09-0249	Er Mgmt Spec 3	FT	A	SS	Joint Base Elmendorf - Richardson	99	18O / P	12.0		89,662	1,241	0	56,139	147,042	66,169
09-0250	Grants Administrator 2	FT	A	GP	Joint Base Elmendorf - Richardson	200	17L	12.0		78,819	2,728	0	49,297	130,844	58,880
09-0252	Er Mgmt Spec 2	FT	A	GP	Joint Base Elmendorf - Richardson	200	16G	12.0		66,456	2,389	2,556	45,527	116,928	11,693
09-0328	Grants Administrator 1	FT	A	GP	Joint Base Elmendorf - Richardson	200	14B / C	12.0		49,275	1,705	0	37,940	88,920	8,892
09-0337	Information Officer 2	FT	A	GP	Joint Base Elmendorf - Richardson	200	17M / N	12.0		82,346	2,850	0	50,652	135,848	33,962
09-0338	Er Mgmt Spec 3	FT	A	SS	Joint Base Elmendorf - Richardson	200	18B / C	12.0		70,997	983	0	48,964	120,944	12,094
09-0340	Er Mgmt Spec 2	FT	A	GP	Joint Base Elmendorf - Richardson	200	16B / C	12.0		57,258	2,056	2,148	41,834	103,296	25,824
09-0344	Er Mgmt Spec 1	FT	A	GP	Joint Base Elmendorf - Richardson	200	14B / C	12.0		48,729	1,751	1,865	38,447	90,792	45,396
09-0345	Er Mgmt Spec 3	FT	A	SS	Joint Base Elmendorf - Richardson	200	18F	12.0		78,707	1,090	0	51,928	131,725	0

Note: If a position is split, an asterisk (\*) will appear in the Split/Count column. If the split position is also counted in the component, two asterisks (\*\*) will appear in this column. [No valid job title] appearing in the Job Class Title indicates that the PCN has an invalid class code or invalid range for the class code effective date of this scenario.

**Personal Services Expenditure Detail**  
**Department of Military and Veterans' Affairs**

**Scenario:** FY2024 Governor (19867)  
**Component:** Homeland Security and Emergency Management (2657)  
**RDU:** Military & Veterans Affairs (530)

PCN	Job Class Title	Time Status	Retire Code	Barg Unit	Location	Salary Sched	Range / Step	Comp Months	Split / Count	Annual Salaries	COLA	Premium Pay	Annual Benefits	Total Costs	UGF Amount
09-0346	Er Mgmt Spec 2	FT	A	GP	Joint Base Elmendorf - Richardson	200	16C / D	12.0		58,262	2,078	1,774	42,076	104,190	10,419
09-0347	Er Mgmt Spec 2	FT	A	SS	Joint Base Elmendorf - Richardson	600	16B / C	12.0		59,338	851	2,136	45,303	107,628	53,814
09-0348	Er Mgmt Spec 2	FT	A	GP	Joint Base Elmendorf - Richardson	200	16C / D	12.0		59,081	2,122	2,217	42,562	105,982	47,692
09-0373	Training Specialist 2	FT	A	SS	Joint Base Elmendorf - Richardson	200	18E / F	12.0		77,984	1,080	0	51,650	130,714	0
09-0374	Er Mgmt Spec 2	FT	A	GP	Joint Base Elmendorf - Richardson	200	16F / G	12.0		65,997	2,327	1,235	44,843	114,402	0
09-0375	Grants Administrator 2	FT	A	GP	Joint Base Elmendorf - Richardson	200	17N	12.0		84,026	2,908	0	51,298	138,232	34,558
09-0376	Er Mgmt Spec 2	FT	A	GP	Joint Base Elmendorf - Richardson	200	16E / F	12.0		63,426	2,278	2,386	44,297	112,387	50,574
09-0378	Administrative Assistant 2	FT	A	SS	Joint Base Elmendorf - Richardson	600	14B / C	12.0		51,865	744	1,854	42,322	96,785	48,393
09-0381	Emergency Program Manager 1	FT	A	SS	Joint Base Elmendorf - Richardson	200	20K / L	12.0		97,386	1,348	0	59,108	157,842	39,461
09-0418	Er Mgmt Spec 2	FT	A	GP	Joint Base Elmendorf - Richardson	200	16C / D	12.0		59,445	2,134	2,217	42,702	106,498	47,924
09-0419	Er Mgmt Spec 2	FT	A	GP	Joint Base Elmendorf - Richardson	200	16B / C	12.0		56,495	2,030	2,148	41,541	102,214	10,221
09-0420	Grants Administrator 3	FT	A	GP	Joint Base Elmendorf - Richardson	200	19K / L	12.0		88,837	3,075	0	53,148	145,060	36,265
09-0421	Er Mgmt Spec 2	FT	A	GP	Joint Base Elmendorf - Richardson	200	16A / B	12.0		55,868	2,008	2,148	41,300	101,324	10,132

Note: If a position is split, an asterisk (\*) will appear in the Split/Count column. If the split position is also counted in the component, two asterisks (\*\*) will appear in this column. [No valid job title] appearing in the Job Class Title indicates that the PCN has an invalid class code or invalid range for the class code effective date of this scenario.

**Personal Services Expenditure Detail**  
**Department of Military and Veterans' Affairs**

**Scenario:** FY2024 Governor (19867)  
**Component:** Homeland Security and Emergency Management (2657)  
**RDU:** Military & Veterans Affairs (530)

PCN	Job Class Title	Time Status	Retire Code	Barg Unit	Location	Salary Sched	Range / Step	Comp Months	Split / Count	Annual Salaries	COLA	Premium Pay	Annual Benefits	Total Costs	UGF Amount
09-0422	Er Mgmt Spec 2	FT	A	GP	Joint Base Elmendorf - Richardson	200	16A / B	12.0		55,868	2,008	2,148	41,300	101,324	10,132
09-0423	Er Mgmt Spec 2	FT	A	GP	Joint Base Elmendorf - Richardson	200	16C / D	12.0		58,936	2,117	2,217	42,506	105,776	10,578
09-0424	Er Mgmt Spec 2	FT	A	GP	Joint Base Elmendorf - Richardson	200	16L / M	12.0		75,867	2,724	2,837	49,252	130,680	13,068
09-0425	Er Mgmt Spec 3	FT	A	SS	Joint Base Elmendorf - Richardson	200	18D / E	12.0		75,627	1,047	0	50,744	127,418	12,742
09-0426	Er Mgmt Spec 2	FT	A	GP	Joint Base Elmendorf - Richardson	200	16B / C	12.0		57,303	2,058	2,148	41,852	103,361	25,840
09-0427	Er Mgmt Spec 3	FT	A	SS	Joint Base Elmendorf - Richardson	200	18F / J	12.0		80,733	1,118	0	52,706	134,557	33,639
09-0428	Er Mgmt Spec 3	FT	A	SS	Joint Base Elmendorf - Richardson	99	18M	12.0		95,150	1,317	0	58,248	154,715	69,622
09-0429	Grants Administrator 2	FT	A	GP	Joint Base Elmendorf - Richardson	200	17L / M	12.0		80,309	2,779	0	49,869	132,957	33,239

	<b>Total Positions</b>	<b>New</b>	<b>Deleted</b>									<b>Total Salary Costs:</b>	4,363,228
	<b>Full Time Positions:</b>	60	0	0								<b>Total COLA:</b>	114,702
	<b>Part Time Positions:</b>	0	0	0								<b>Total Premium Pay:</b>	66,816
	<b>Non Permanent Positions:</b>	0	0	0								<b>Total Benefits:</b>	2,899,112
	<b>Positions in Component:</b>	60	0	0								<b>Total Pre-Vacancy:</b>	7,443,858
												<b>Minus Vacancy Adjustment of 6.65%:</b>	(495,158)
												<b>Total Post-Vacancy:</b>	6,948,700
	<b>Total Component Months:</b>	720.0										<b>Plus Lump Sum Premium Pay:</b>	0
												<b>Personal Services Line 100:</b>	6,948,700

Note: If a position is split, an asterisk (\*) will appear in the Split/Count column. If the split position is also counted in the component, two asterisks (\*\*) will appear in this column. [No valid job title] appearing in the Job Class Title indicates that the PCN has an invalid class code or invalid range for the class code effective date of this scenario.

**Personal Services Expenditure Detail**  
**Department of Military and Veterans' Affairs**

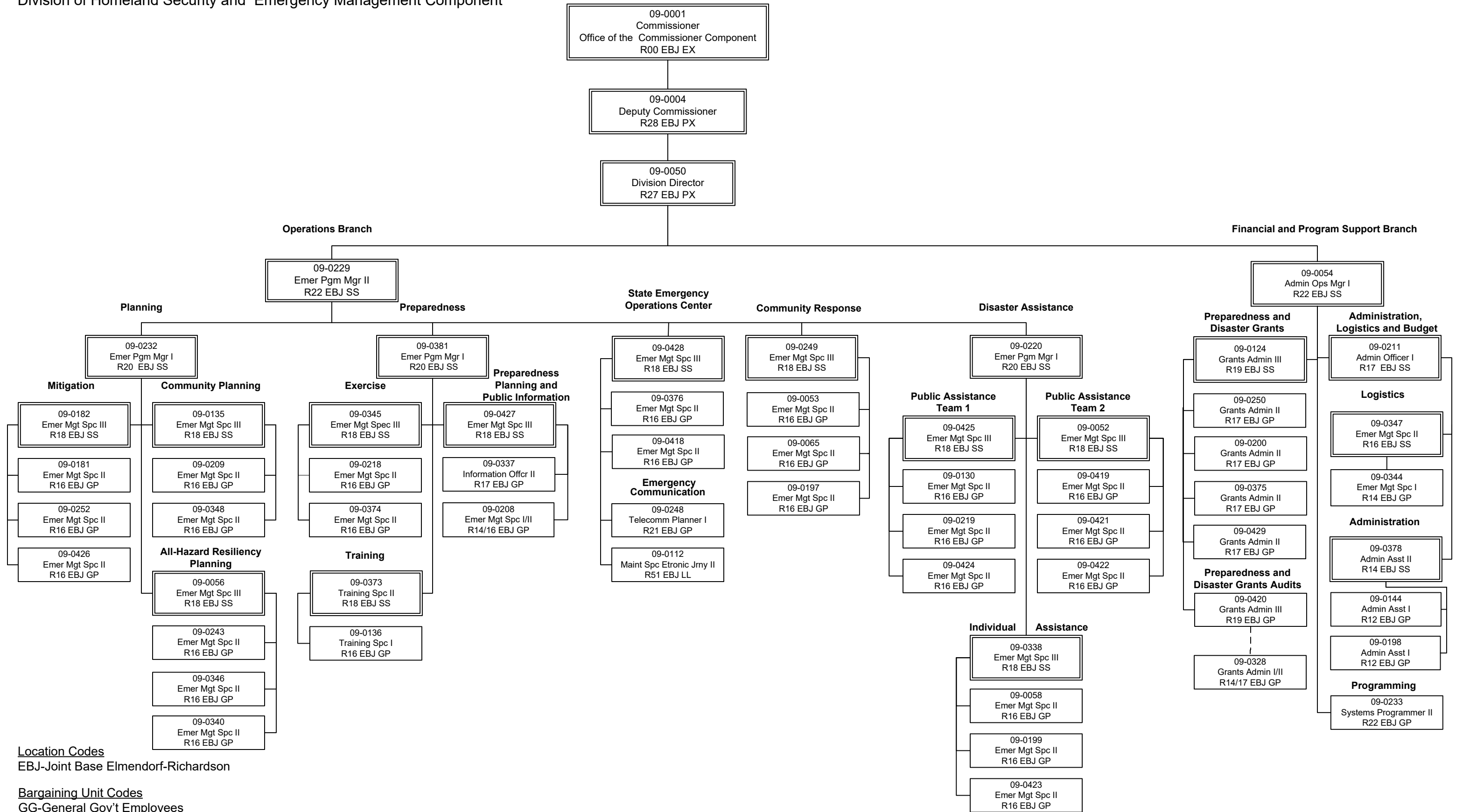
**Scenario:** FY2024 Governor (19867)  
**Component:** Homeland Security and Emergency Management (2657)  
**RDU:** Military & Veterans Affairs (530)

<b>PCN Funding Sources:</b>	<b>Pre-Vacancy</b>	<b>Post-Vacancy</b>	<b>Percent</b>
1002 Federal Receipts	482,238	450,160	6.48%
1003 General Fund Match	1,898,885	1,772,573	25.51%
1007 Interagency Receipts	2,150,913	2,007,837	28.90%
1061 Capital Improvement Project Receipts	2,911,822	2,718,131	39.12%
<b>Total PCN Funding:</b>	<b>7,443,858</b>	<b>6,948,700</b>	<b>100.00%</b>

Note: If a position is split, an asterisk (\*) will appear in the Split/Count column. If the split position is also counted in the component, two asterisks (\*\*) will appear in this column.  
[No valid job title] appearing in the Job Class Title indicates that the PCN has an invalid class code or invalid range for the class code effective date of this scenario.



**Department of Military and Veterans Affairs**  
 Division of Homeland Security and Emergency Management Component



Location Codes  
 EBJ-Joint Base Elmendorf-Richardson

Bargaining Unit Codes  
 GG-General Gov't Employees  
 GP-General Gov't Employees  
 LL-Labor, Trades & Crafts  
 SS-Supervisory Employees  
 XE-Exempt Executive