

# **State of Alaska FY2024 Governor's Operating Budget**

## **Department of Natural Resources Office of History and Archaeology Component Budget Summary**

**Component: Office of History and Archaeology**

**Contribution to Department's Mission**

The Office of History and Archaeology provides an historic preservation program to encourage the preservation and protection of the historic, prehistoric and archaeological resources of Alaska.

**Results**

(Additional performance information is available on the web at <https://omb.alaska.gov/results>.)

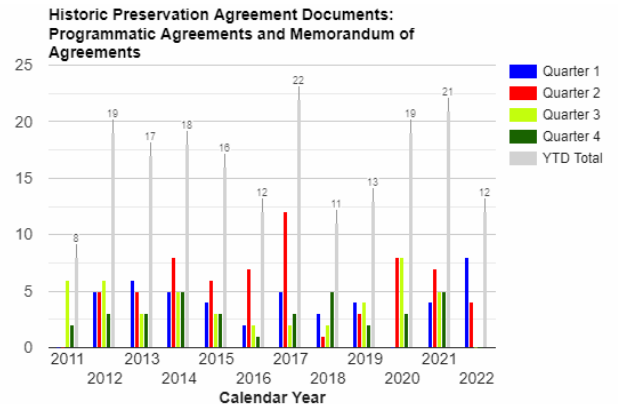
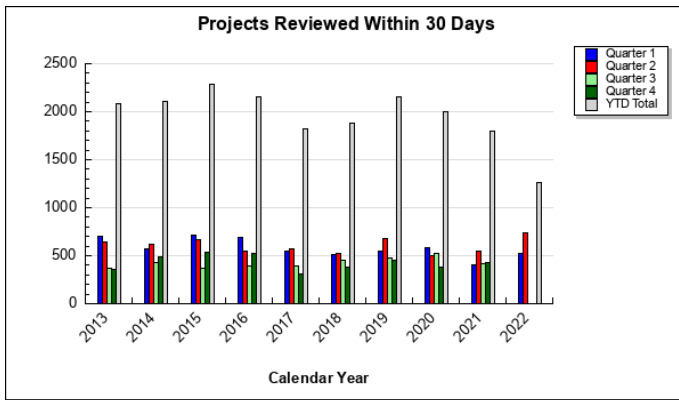
**Core Services**

- Identify, document, evaluate, and protect historic sites and buildings through application of historic preservation guidelines, standards and regulations to ensure state and federal actions take into account impacts to historic properties.
- Maintain statewide inventory of historic, archaeological and prehistoric sites (Alaska Heritage Resource Survey) and provide guidance, training and access to site information.

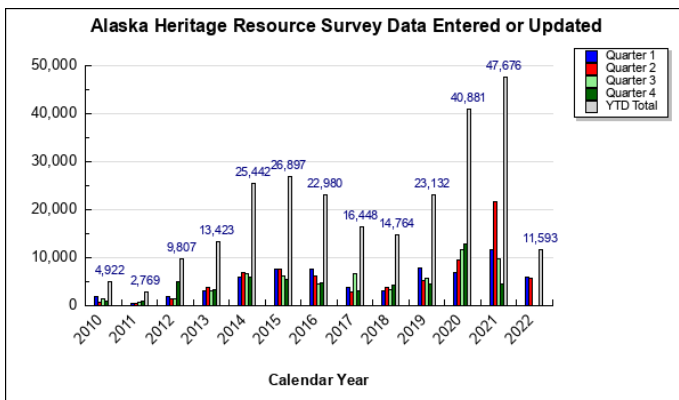
**Measures by Core Service**

(Additional performance information is available on the web at <https://omb.alaska.gov/results>.)

**1. Identify, document, evaluate, and protect historic sites and buildings through application of historic preservation guidelines, standards and regulations to ensure state and federal actions take into account impacts to historic properties.**



**2. Maintain statewide inventory of historic, archaeological and prehistoric sites (Alaska Heritage Resource Survey) and provide guidance, training and access to site information.**



## **Major Component Accomplishments in 2022**

OHA reviewed approximately 1,855 development projects for impacts to historic properties.

Signed six programmatic agreements, eight memorandums of agreements, and amended ten agreements. Completed and closed two agreements.

Evaluated 376 properties for eligibility for the National Register of Historic Places, of which 89 properties were determined eligible by the agency and State Historic Preservation Officer.

Provided three virtual historic preservation education sessions/online training with a total of 182 cultural resource practitioners participating. Developed and distributed monthly newsletter to more than 450 agencies, groups, and individuals by e-mail, placed on the office's website and mailed to those who request it in print.

Issued and monitored 45 archaeological permits (State Cultural Resource Investigation Permit (SCRIP)). Assisted law enforcement with repossession of unlawfully collected artifacts from State lands. Acquired a collection of artifacts produced by an unpermitted archaeological excavation. Provided guidance to communities and law enforcement regarding several discoveries of human remains.

Maintained the Alaska Heritage Resources Survey (AHRIS) database, which has a total of 49,034 sites as of 6/30/2022. During FY2022, there were 732 new records added to the database and 2,248 records updated. There were 20,034 digitized Document Repository records and 18,368 investigation records in the database. The web-accessible, restricted database has 393 individual users and 40 corporate/agency users. Database cleanup activities over the past year has led to a net reduction in totals for both AHRIS site records and investigation records.

Provided technical assistance and participated in online/webinar K-12 educator training and curriculum development through "Project Archaeology" and "Iditarod Trail to Every Classroom" (iTREC!). These place-based service-learning education projects are funded with state and federal grants, partnerships, and private sector donations.

Provided archaeological, historical, and cultural resource research services to state and federal agencies. Reviewed five National Park Service National Register nominations, which were submitted to the Federal Preservation Officer. Assisted the Division of Parks and Outdoor Recreation with an inventory of Caines Head State Recreation Area and its World War II resources.

Assisted the Alaska Historical Commission with the review and award of four Predevelopment grants, three Development grants, review of eight geographic name proposals of which three passed and one was tabled, and one National Register of Historic Places nomination, which qualified for listing and was approved for sending to the National Park Service's Keeper of the National Register.

Increased coordination with the Office of Project Management and Permitting and the Department of Natural Resources for important resource development projects and land management plans.

Provided technical assistance to federal and state agencies regarding cultural resource issues, including assisting with State historic parks, stewardship of the Iditarod National Historic Trail, and properties of religious and cultural significance to Tribes.

OHA regularly coordinates with federal, state, and local agencies, private organizations, and tribes on the protection of historic properties during Oil Spill and Spill-Drill-related activities.

OHA personnel participated in and provided cultural resource information on six oil spills and two spill drills. OHA personnel have also been coordinating regular planning meetings with federal agencies to develop protocols for proactively documenting Culturally Important Places as well as planning a winter workshop to further develop the protocols with collaborators from remote communities in the Middle Koyukuk and Kobuk River Valleys.

## **Key Component Challenges**

Developing new and managing existing programmatic agreement documents for alternate historic preservation regulatory procedures for large infrastructure and resource development projects are challenging to manage and fit within existing workload. With the substantial increase in federal infrastructure spending, it is expected projects will have significant adverse impacts on historic properties and require substantial staff resources to work through the Section 106 process and develop mitigation agreements.

Modernizing record systems infrastructure through development of an integrated database, Geographic Information System (GIS) and internet technology requires a substantial amount of staff time, expertise, and funds for systems development, programming, and implementation. The Office of Internet Technology (OIT) and OHA staff are developing a new spatial mapper program, as part of the larger State of Alaska transition from Oracle to Microsoft.NET/SQL.

Providing and managing internet access to accurate data in the Alaska Heritage Resource Survey (AHRS) database. The AHRS is a restricted database of historic and archaeological site information used by cultural resource professionals, project managers, and government land managers for project planning to avoid, minimize or mitigate adverse effects to historic properties.

Educating state and federal agencies on compliance requirements with historic preservation laws and regulations. Conducting reviews through consultation to address potential adverse impacts to historic properties caused by a project, license or permit and working to resolve adverse effects through avoidance, minimization, or mitigation. Issuing and managing State Cultural Resource Investigation Permits (SCRIPs) for investigations, excavations and other actions associated with archaeological and historic properties and artifacts located on State land.

Providing guidance and evaluating National Register of Historic Places, Traditional Cultural Property, and Cultural Landscape nominations using National Park Service guidelines and criteria for identification, documentation, and evaluation.

Working with Alaska Historical Commission to determine how to encourage statewide participation in commemorating the, 250th anniversary of the United States in 2026.

Increased workloads in all office units due to position vacancies and expedited timelines related to COVID-19 response and fast-tracked National Environmental Policy Act (NEPA).

Expect continued hybrid working conditions which combine working in the office and teleworking.

### **Significant Changes in Results to be Delivered in FY2024**

Expect a significant increase in projects submitted to the Office of History and Archaeology for review for potential adverse impacts to historic properties due increased federal funding for infrastructure projects.

There will be more cultural resource surveys conducted as part of project planning and environmental compliance due to increased federal funding. An increase in projects will result in an increase in archaeological (SCRIP) permits issued and new or updated Alaska Heritage Resource Survey (AHRS) data submitted to OHA for entry into the AHRS database.

Expect expanded partnership and planning activity with the Alaska Regional Response Team regarding preparedness.

Subgrant activity will show a significant increase in the three historic preservation grant programs - Certified Local Government grants, Pre-development and Development grants, and Preserve Alaska grants. Grant awardees will represent all regions of the state.

### **Statutory and Regulatory Authority**

AS 41.35

AS 44.37

P.L. 89-665, as amended by P.L. 96-515 (Title 54 USC 300101 et seq.: Historic Preservation)

**Contact Information**

**Contact:** Judy Bittner, Chief, History and Archaeology

**Phone:** (907) 269-8715

**E-mail:** judy.bittner@alaska.gov

| Office of History and Archaeology<br>Personal Services Information |   |                                  |                                  |                  |
|--|---|----------------------------------|----------------------------------|------------------|
| Authorized Positions   |   |                                  | Personal Services Costs          |                  |
|  | <u>FY2023</u><br><u>Management</u><br><u>Plan</u> | <u>FY2024</u><br><u>Governor</u> |                                  |                  |
| Full-time  | 15  | 15                               | Annual Salaries                  | 1,314,056        |
| Part-time  | 3   | 3                                | COLA                             | 35,870           |
| Nonpermanent   | 0   | 0                                | Premium Pay                      | 0                |
|  |   |                                  | Annual Benefits                  | 874,114          |
|  |   |                                  | <i>Less 4.08% Vacancy Factor</i> | <i>(90,740)</i>  |
|  |   |                                  | Lump Sum Premium Pay             | 0                |
| <b>Totals</b>  | <b>18</b>   | <b>18</b>                        | <b>Total Personal Services</b>   | <b>2,133,300</b> |

| Position Classification Summary |           |           |          |          |           |
|---------------------------------|-----------|-----------|----------|----------|-----------|
| Job Class Title                 | Anchorage | Fairbanks | Juneau   | Others   | Total     |
| Archaeologist 1                 | 2         | 0         | 0        | 0        | 2         |
| Archaeologist 2                 | 6         | 0         | 0        | 0        | 6         |
| Archaeologist 3                 | 2         | 0         | 0        | 0        | 2         |
| Chf Ofc Hi Arch                 | 1         | 0         | 0        | 0        | 1         |
| Historian 1                     | 1         | 0         | 0        | 0        | 1         |
| Historian 2                     | 3         | 0         | 0        | 0        | 3         |
| Historian 3                     | 1         | 0         | 0        | 0        | 1         |
| Natural Resource Specialist 2   | 1         | 0         | 0        | 0        | 1         |
| Natural Resource Technician 3   | 1         | 0         | 0        | 0        | 1         |
| <b>Totals</b>                   | <b>18</b> | <b>0</b>  | <b>0</b> | <b>0</b> | <b>18</b> |

**Component Detail All Funds**  
**Department of Natural Resources**

**Component:** Office of History and Archaeology (451)  
**RDU:** Parks and Outdoor Recreation (604)

Non-Formula Component

|                                   | FY2022 Actuals | FY2023 Conference Committee | FY2023 Authorized | FY2023 Management Plan | FY2024 Governor | FY2023 Management Plan vs FY2024 Governor |             |
|-----------------------------------|----------------|-----------------------------|-------------------|------------------------|-----------------|---|-------------|
| 71000 Personal Services           | 1,544.6        | 2,096.2                     | 2,096.2           | 2,087.3                | 2,133.3         | 46.0                                      | 2.2%        |
| 72000 Travel                      | 8.3            | 38.9                        | 38.9              | 47.8                   | 47.8            | 0.0                                       | 0.0%        |
| 73000 Services                    | 207.4          | 475.9                       | 475.9             | 475.9                  | 475.9           | 0.0                                       | 0.0%        |
| 74000 Commodities                 | 4.0            | 72.3                        | 72.3              | 72.3                   | 72.3            | 0.0                                       | 0.0%        |
| 75000 Capital Outlay              | 0.0            | 0.0                         | 0.0               | 0.0                    | 0.0             | 0.0                                       | 0.0%        |
| 77000 Grants, Benefits            | 0.0            | 0.0                         | 0.0               | 0.0                    | 0.0             | 0.0                                       | 0.0%        |
| 78000 Miscellaneous               | 0.0            | 0.0                         | 0.0               | 0.0                    | 0.0             | 0.0                                       | 0.0%        |
| <b>Totals</b>                     | <b>1,764.3</b> | <b>2,683.3</b>              | <b>2,683.3</b>    | <b>2,683.3</b>         | <b>2,729.3</b>  | <b>46.0</b>                               | <b>1.7%</b> |
| <b>Fund Sources:</b>              |                |                             |                   |                        |                 |   |             |
| 1002 Fed Rcpts (Fed)              | 829.2          | 1,165.5                     | 1,165.5           | 1,165.5                | 1,191.0         | 25.5                                      | 2.2%        |
| 1003 G/F Match (UGF)              | 478.9          | 479.7                       | 479.7             | 479.7                  | 487.4           | 7.7                                       | 1.6%        |
| 1005 GF/Prgm (DGF)                | 3.6            | 16.1                        | 16.1              | 16.1                   | 16.1            | 0.0                                       | 0.0%        |
| 1007 I/A Rcpts (Other)            | 352.9          | 707.3                       | 707.3             | 707.3                  | 717.0           | 9.7                                       | 1.4%        |
| 1055 IA/OIL HAZ (Other)           | 0.7            | 13.7                        | 13.7              | 13.7                   | 13.9            | 0.2                                       | 1.5%        |
| 1061 CIP Rcpts (Other)            | 99.0           | 301.0                       | 301.0             | 301.0                  | 303.9           | 2.9                                       | 1.0%        |
| <b>Unrestricted General (UGF)</b> | <b>478.9</b>   | <b>479.7</b>                | <b>479.7</b>      | <b>479.7</b>           | <b>487.4</b>    | <b>7.7</b>                                | <b>1.6%</b> |
| <b>Designated General (DGF)</b>   | <b>3.6</b>     | <b>16.1</b>                 | <b>16.1</b>       | <b>16.1</b>            | <b>16.1</b>     | <b>0.0</b>                                | <b>0.0%</b> |
| <b>Other Funds</b>                | <b>452.6</b>   | <b>1,022.0</b>              | <b>1,022.0</b>    | <b>1,022.0</b>         | <b>1,034.8</b>  | <b>12.8</b>                               | <b>1.3%</b> |
| <b>Federal Funds</b>              | <b>829.2</b>   | <b>1,165.5</b>              | <b>1,165.5</b>    | <b>1,165.5</b>         | <b>1,191.0</b>  | <b>25.5</b>                               | <b>2.2%</b> |
| <b>Positions:</b>                 |                |                             |                   |                        |                 |   |             |
| Permanent Full Time               | 15             | 15                          | 15                | 15                     | 15              | 0   | 0.0%        |
| Permanent Part Time               | 3              | 3                           | 3                 | 3                      | 3               | 0   | 0.0%        |
| Non Permanent                     | 0              | 0                           | 0                 | 0                      | 0               | 0   | 0.0%        |

**Change Record Detail - Multiple Scenarios with Descriptions**  
**Department of Natural Resources**

**Component:** Office of History and Archaeology (451)  
**RDU:** Parks and Outdoor Recreation (604)

| Scenario/Change Record Title  | Trans Type | Totals         | Personal Services | Travel      | Services     | Commodities | Capital Outlay | Grants, Benefits | Miscellaneous | Positions |          | NP       |
|---|------------|----------------|-------------------|-------------|--------------|-------------|----------------|------------------|---------------|-----------|----------|----------|
|   |            |                |                   |             |              |             |                |                  |               | PFT       | PPT      |          |
| ***** Changes From FY2023 Conference Committee To FY2023 Authorized *****   |            |                |                   |             |              |             |                |                  |               |           |          |          |
| <b>FY2023 Conference Committee</b>  |            |                |                   |             |              |             |                |                  |               |           |          |          |
| ConfCom   |            | 2,683.3        | 2,096.2           | 38.9        | 475.9        | 72.3        | 0.0            | 0.0              | 0.0           | 15        | 3        | 0        |
| 1002 Fed Rcpts  |            | 1,165.5        |                   |             |              |             |                |                  |               |           |          |          |
| 1003 G/F Match  |            | 479.7          |                   |             |              |             |                |                  |               |           |          |          |
| 1005 GF/Prgm  |            | 16.1           |                   |             |              |             |                |                  |               |           |          |          |
| 1007 I/A Rcpts  |            | 707.3          |                   |             |              |             |                |                  |               |           |          |          |
| 1055 IA/OIL HAZ   |            | 13.7           |                   |             |              |             |                |                  |               |           |          |          |
| 1061 CIP Rcpts  |            | 301.0          |                   |             |              |             |                |                  |               |           |          |          |
| <b>Subtotal</b>   |            | <b>2,683.3</b> | <b>2,096.2</b>    | <b>38.9</b> | <b>475.9</b> | <b>72.3</b> | <b>0.0</b>     | <b>0.0</b>       | <b>0.0</b>    | <b>15</b> | <b>3</b> | <b>0</b> |
| ***** Changes From FY2023 Authorized To FY2023 Management Plan *****  |            |                |                   |             |              |             |                |                  |               |           |          |          |
| <b>Align Authority with Anticipated Expenditures</b>  |            |                |                   |             |              |             |                |                  |               |           |          |          |
| LIT   |            | 0.0            | -8.9              | 8.9         | 0.0          | 0.0         | 0.0            | 0.0              | 0.0           | 0         | 0        | 0        |
| Transfer authority from services to cover anticipated travel costs. The remaining services authority is sufficient to cover anticipated expenditures. |            |                |                   |             |              |             |                |                  |               |           |          |          |
| <b>Subtotal</b>   |            | <b>2,683.3</b> | <b>2,087.3</b>    | <b>47.8</b> | <b>475.9</b> | <b>72.3</b> | <b>0.0</b>     | <b>0.0</b>       | <b>0.0</b>    | <b>15</b> | <b>3</b> | <b>0</b> |
| ***** Changes From FY2023 Management Plan To FY2024 Governor *****  |            |                |                   |             |              |             |                |                  |               |           |          |          |
| <b>FY2024 Salary and Health Insurance Increases</b>   |            |                |                   |             |              |             |                |                  |               |           |          |          |
| SalAdj  |            | 42.0           | 42.0              | 0.0         | 0.0          | 0.0         | 0.0            | 0.0              | 0.0           | 0         | 0        | 0        |
| 1002 Fed Rcpts  |            | 23.2           |                   |             |              |             |                |                  |               |           |          |          |
| 1003 G/F Match  |            | 7.0            |                   |             |              |             |                |                  |               |           |          |          |
| 1007 I/A Rcpts  |            | 8.9            |                   |             |              |             |                |                  |               |           |          |          |
| 1055 IA/OIL HAZ   |            | 0.2            |                   |             |              |             |                |                  |               |           |          |          |
| 1061 CIP Rcpts  |            | 2.7            |                   |             |              |             |                |                  |               |           |          |          |
| FY2024 Salary and Health Insurance Increases: \$42.0FY2024 GGU cost of living increase 2.5%: \$28.4   |            |                |                   |             |              |             |                |                  |               |           |          |          |
| FY2024 SU cost of living increase 1%: \$6.4   |            |                |                   |             |              |             |                |                  |               |           |          |          |
| FY2024 AlaskaCare insurance from \$1,685 to \$1,793 per member per month.: \$6.3  |            |                |                   |             |              |             |                |                  |               |           |          |          |
| FY2024 GGU health insurance increase from \$1,567.50 to \$1,573.50 per member per month.: \$0.9   |            |                |                   |             |              |             |                |                  |               |           |          |          |
| <b>FY2024 PERS Rate Adjustment</b>  |            |                |                   |             |              |             |                |                  |               |           |          |          |
| SalAdj  |            | 4.0            | 4.0               | 0.0         | 0.0          | 0.0         | 0.0            | 0.0              | 0.0           | 0         | 0        | 0        |
| 1002 Fed Rcpts  |            | 2.3            |                   |             |              |             |                |                  |               |           |          |          |
| 1003 G/F Match  |            | 0.7            |                   |             |              |             |                |                  |               |           |          |          |



**Change Record Detail - Multiple Scenarios with Descriptions**  
**Department of Natural Resources**

**Component:** Office of History and Archaeology (451)  
**RDU:** Parks and Outdoor Recreation (604)

| Scenario/Change Record Title                 | Trans Type    | Totals         | Personal Services | Travel      | Services     | Commodities | Capital Outlay | Grants, Benefits | Miscellaneous | Positions |          |          |
|--|---------------|----------------|-------------------|-------------|--------------|-------------|----------------|------------------|---------------|-----------|----------|----------|
|  |               |                |                   |             |              |             |                |                  |               | PFT       | PPT      | NP       |
| 1007 I/A Rcpts                               |               | 0.8            |                   |             |              |             |                |                  |               |           |          |          |
| 1061 CIP Rcpts                               |               | 0.2            |                   |             |              |             |                |                  |               |           |          |          |
| FY2024 PERS rate adjustment to 25.10%: \$4.0 |               |                |                   |             |              |             |                |                  |               |           |          |          |
|  | <b>Totals</b> | <b>2,729.3</b> | <b>2,133.3</b>    | <b>47.8</b> | <b>475.9</b> | <b>72.3</b> | <b>0.0</b>     | <b>0.0</b>       | <b>0.0</b>    | <b>15</b> | <b>3</b> | <b>0</b> |

**Line Item Detail (1676)**  
**Department of Natural Resources**  
**Travel**

**Component:** Office of History and Archaeology (451)

| Line Number                      | Line Name                    |   | FY2022 Actuals | FY2023 Management Plan | FY2024 Governor |
|----------------------------------|------------------------------|---|----------------|------------------------|-----------------|
| 2000                             | Travel                       |   | 8.3            | 47.8                   | 47.8            |
| Object Class                     | Servicing Agency             | Explanation   | FY2022 Actuals | FY2023 Management Plan | FY2024 Governor |
| <b>2000 Travel Detail Totals</b> |                              |   | <b>8.3</b>     | <b>47.8</b>            | <b>47.8</b>     |
| 2000                             | In-State Employee Travel     | Field and administrative costs for cultural resource surveys, evaluation and mitigation work, field inspection and documentation of significant historic properties, National Register nominated sites, grant projects, archaeological survey permitted sites, and geographic name proposals. | 7.3            | 37.0                   | 35.0            |
| 2001                             | In-State Non-Employee Travel | Commission members travel to Alaska Historical Commission meetings.   | 0.0            | 5.0                    | 5.8             |
| 2002                             | Out of State Employee Travel | Attend training on a variety of cultural resource management programs that are part of the liaison and program duties of the Alaska Historic Preservation Office.   | 1.0            | 5.8                    | 7.0             |

**Line Item Detail (1676)**  
**Department of Natural Resources**  
**Services**

**Component:** Office of History and Archaeology (451)

| Line Number                        | Line Name                                     |  | FY2022 Actuals | FY2023 Management Plan | FY2024 Governor |
|------------------------------------|---|--|----------------|------------------------|-----------------|
| 3000                               | Services                                      |  | 207.4          | 475.9                  | 475.9           |
| Object Class                       | Servicing Agency                              | Explanation  | FY2022 Actuals | FY2023 Management Plan | FY2024 Governor |
| <b>3000 Services Detail Totals</b> |   |  | <b>207.4</b>   | <b>475.9</b>           | <b>475.9</b>    |
| 3000                               | Education Services                            | Registration fees for employee and Alaska Historical Commission member training and conferences. Membership dues and other miscellaneous education expenditures. | 9.2            | 21.1                   | 21.5            |
| 3003                               | Information Technology                        | Software, licensing, and core IT costs.  | 4.7            | 10.8                   | 11.0            |
| 3004                               | Telecommunications                            | Local, long distance and cellular phone charges.   | 2.6            | 6.0                    | 6.1             |
| 3006                               | Delivery Services                             | Freight, courier services and postage. Covers freight needs for archaeological field crews.  | 0.9            | 2.1                    | 2.1             |
| 3009                               | Structure/Infrastructure/Land                 | Survey, appraisal, testing services for historic structure, infrastructure, and land repairs, maintenance operator costs.  | 0.5            | 66.8                   | 68.2            |
| 3010                               | Equipment/Machinery                           | Machinery, furniture and office equipment purchase, repairs, maintenance, rentals, and leases.   | 0.0            | 20.0                   | 20.4            |
| 3011                               | Other Services                                | Contractual services such as program management and consulting for cultural resource survey, mitigation work and economic development.                           | 5.4            | 100.0                  | 92.4            |
| 3012                               | Inter-Agency Federal Indirect Rate Allocation | Indirect cost allocation for departmental purchasing, accounting, reports, personnel   | 18.5           | 25.0                   | 25.5            |

**Line Item Detail (1676)**  
**Department of Natural Resources**  
**Services**

**Component:** Office of History and Archaeology (451)

| Object Class                       |  | Servicing Agency                       | Explanation   | FY2022 Actuals | FY2023 Management Plan | FY2024 Governor |
|------------------------------------|--|--|---|----------------|------------------------|-----------------|
| <b>3000 Services Detail Totals</b> |  |  |   | <b>207.4</b>   | <b>475.9</b>           | <b>475.9</b>    |
|                                    |  |  | consultation and other services provided by Administrative Services.  |                |                        |                 |
| 3012                               | Inter-Agency Federal Indirect Rate Allocation              | NatRes - Administrative Services (424) | Indirect costs allocation for services provided by Administrative Services.   | 3.0            | 5.0                    | 5.1             |
| 3016                               | Inter-Agency Economic Development                          | Gov - Department-wide                  | Reimbursable services agreement with the Governor's Office for OMB Budget Analyst support.                            | 0.0            | 2.0                    | 2.0             |
| 3017                               | Inter-Agency Information Technology Non-Telecommunications | Admin - Department-wide                | Reimbursable services agreement with DOA for Adobe and Microsoft licenses.  | 23.4           | 25.0                   | 25.5            |
| 3021                               | Inter-Agency Mail  | Admin - Department-wide                | Reimbursable services agreement with DOA for centralized mail services chargeback.                                    | 2.3            | 5.3                    | 5.4             |
| 3022                               | Inter-Agency Human Resources                               | Admin - Department-wide                | Reimbursable services agreement with DOA for human resources chargeback.  | 35.1           | 35.0                   | 35.7            |
| 3023                               | Inter-Agency Building Leases                               | Admin - Department-wide                | Office lease space in Atwood Building and building lease space for archaeology workspace.                             | 70.2           | 75.0                   | 76.6            |
| 3024                               | Inter-Agency Legal   | Law - Department-wide                  | Reimbursable services agreement with Law for regulations review.  | 1.2            | 5.0                    | 5.1             |
| 3026                               | Inter-Agency Insurance                                     | Admin - Department-wide                | Reimbursable services agreement with DOA for risk management and property insurance.                                  | 3.5            | 10.0                   | 10.2            |
| 3027                               | Inter-Agency Financial                                     | Admin - Department-wide                | Reimbursable services agreement with DOA for state payroll (HRM), and accounting (IRIS and ALDER) systems chargeback. | 11.7           | 26.8                   | 27.4            |
| 3028                               | Inter-Agency Americans with Disabilities Act Compliance    | Admin - Department-wide                | Reimbursable services agreement with DOA for the Americans with Disabilities Act (ADA) chargeback.                    | 7.0            | 15.0                   | 15.3            |
| 3037                               | State Equipment Fleet                                      | Trans - Department-wide                | State equipment fleet vehicle usage.  | 8.2            | 20.0                   | 20.4            |

**Line Item Detail (1676)**  
**Department of Natural Resources**  
**Commodities**

**Component:** Office of History and Archaeology (451)

| Line Number                           | Line Name          |  | FY2022 Actuals | FY2023 Management Plan | FY2024 Governor |
|---------------------------------------|--------------------|--|----------------|------------------------|-----------------|
| 4000                                  | Commodities        |  | 4.0            | 72.3                   | 72.3            |
| Object Class                          | Servicing Agency   | Explanation  | FY2022 Actuals | FY2023 Management Plan | FY2024 Governor |
| <b>4000 Commodities Detail Totals</b> |                    |  | <b>4.0</b>     | <b>72.3</b>            | <b>72.3</b>     |
| 4000                                  | Business           | General business supplies such as office consumables, furniture, and computer equipment. | 3.0            | 54.2                   | 52.5            |
| 4015                                  | Parts and Supplies | General business parts and supplies for laboratory needs.                                | 1.0            | 18.1                   | 19.8            |

**Revenue Detail (1681)**  
**Department of Natural Resources**

**Component:** Office of History and Archaeology (451)

| Revenue Type (OMB Fund Code)<br>Revenue Source                    | Component  | Comment  | FY2022 Actuals | FY2023<br>Management Plan | FY2024 Governor |
|---|--|--|----------------|---------------------------|-----------------|
| <b>5002 Fed Rcpts (1002 Fed Rcpts)</b>                            |  |  | <b>829.2</b>   | <b>1,165.5</b>            | <b>1,191.0</b>  |
| 5010 Federal Natural Resources -<br>Miscellaneous Grants          |  | Federal grants including Historic Preservation Fund grant for State Historic Preservation Programs and miscellaneous federal grants for cultural resource management projects. | 829.2          | 1,165.5                   | 1,191.0         |
| <b>5005 GF/Prgm (1005 GF/Prgm)</b>                                |  |  | <b>3.6</b>     | <b>16.1</b>               | <b>16.1</b>     |
| 5112 Program Receipts Natural Resources -<br>Charges for Services |  | Program receipts for Alaska Historical Commission booklet.   | 3.6            | 16.1                      | 16.1            |
| <b>5007 I/A Rcpts (1007 I/A Rcpts)</b>                            |  |  | <b>352.9</b>   | <b>707.3</b>              | <b>717.0</b>    |
| 5301 Inter-Agency Receipts  | NatRes - Mining, Land & Water<br>(3002)            | Reimbursable services agreement with Mining, Land & Water for RS2477 and Navigability projects.  | 150.0          | 157.3                     | 167.0           |
| 5301 Inter-Agency Receipts  | NatRes - Project Management &<br>Permitting (2733) | Reimbursable services agreement with OPMP for Donlin, Pogo, LNG, Ambler, Pebble Mine, Red Dog Mine, Nanushuk and Nuyakuk project review.                                       | 0.1            | 200.0                     | 450.0           |
| 5301 Inter-Agency Receipts  | Trans - Department-wide                            | Reimbursable services agreement with Department of Transportation for cultural resources liaison and miscellaneous project review.   | 202.8          | 350.0                     | 100.0           |
| <b>5055 IA/OIL HAZ (1055 IA/OIL HAZ)</b>                          |  |  | <b>0.7</b>     | <b>13.7</b>               | <b>13.9</b>     |
| 5391 Oil and Hazardous Waste Inter-Agency                         | EnvCon - Department-wide                           | Reimbursable services agreement with Environmental Conservation for oil and hazardous waste projects.  | 0.7            | 13.7                      | 13.9            |
| <b>5061 CIP Rcpts (1061 CIP Rcpts)</b>                            |  |  | <b>0.0</b>     | <b>301.0</b>              | <b>303.9</b>    |
| 5351 Capital Improvement Project<br>Inter-Agency                  |  | Capital improvement projects receipts for work in direct support of  | 0.0            | 301.0                     | 303.9           |

**Revenue Detail (1681)**  
**Department of Natural Resources**

**Component:** Office of History and Archaeology (451)

| Revenue Type (OMB Fund Code) | Component | Comment           | FY2022 Actuals | FY2023<br>Management Plan | FY2024 Governor |
|------------------------------|-----------|-------------------|----------------|---------------------------|-----------------|
| Revenue Source               |           | capital projects. |                |                           |                 |

**Inter-Agency Services (1682)**  
**Department of Natural Resources**

**Component:** Office of History and Archaeology (451)

|   | FY2022 Actuals | FY2023<br>Management Plan | FY2024 Governor |
|---|----------------|---------------------------|-----------------|
| <b>Component Totals</b>                             | <b>165.6</b>   | <b>224.1</b>              | <b>228.7</b>    |
| With Department of Natural Resources                | 3.0            | 5.0                       | 5.1             |
| With Office of the Governor                         | 0.0            | 2.0                       | 2.0             |
| With Department of Administration                   | 153.2          | 192.1                     | 196.1           |
| With Department of Law                              | 1.2            | 5.0                       | 5.1             |
| With Department of Transportation/Public Facilities | 8.2            | 20.0                      | 20.4            |

| Object Class  | Servicing Agency                       | Explanation  | FY2022 Actuals | FY2023<br>Management Plan | FY2024 Governor |
|---|--|--|----------------|---------------------------|-----------------|
| 3012 Inter-Agency Federal Indirect Rate Allocation              | NatRes - Administrative Services (424) | Indirect costs allocation for services provided by Administrative Services.                | 3.0            | 5.0                       | 5.1             |
| 3016 Inter-Agency Economic Development                          | Gov - Department-wide                  | Reimbursable services agreement with the Governor's Office for OMB Budget Analyst support. | 0.0            | 2.0                       | 2.0             |
| 3017 Inter-Agency Information Technology Non-Telecommunications | Admin - Department-wide                | Reimbursable services agreement with DOA for Adobe and Microsoft licenses.                 | 23.4           | 25.0                      | 25.5            |
| 3021 Inter-Agency Mail  | Admin - Department-wide                | Reimbursable services agreement with DOA for centralized mail services chargeback.         | 2.3            | 5.3                       | 5.4             |
| 3022 Inter-Agency Human Resources                               | Admin - Department-wide                | Reimbursable services agreement with DOA for human resources chargeback.                   | 35.1           | 35.0                      | 35.7            |
| 3023 Inter-Agency Building Leases                               | Admin - Department-wide                | Office lease space in Atwood Building and building lease space for archaeology workspace.  | 70.2           | 75.0                      | 76.6            |
| 3024 Inter-Agency Legal   | Law - Department-wide                  | Reimbursable services agreement with Law for regulations review.                           | 1.2            | 5.0                       | 5.1             |
| 3026 Inter-Agency Insurance                                     | Admin - Department-wide                | Reimbursable services agreement with DOA for risk management and property insurance.       | 3.5            | 10.0                      | 10.2            |
| 3027 Inter-Agency Financial                                     | Admin - Department-wide                | Reimbursable services agreement  | 11.7           | 26.8                      | 27.4            |



**Inter-Agency Services (1682)**  
**Department of Natural Resources**

**Component:** Office of History and Archaeology (451)

| Object Class | Servicing Agency  | Explanation             | FY2022 Actuals  | FY2023<br>Management Plan | FY2024 Governor |      |
|--------------|---|-------------------------|---|---------------------------|-----------------|------|
| 3028         | Inter-Agency Americans with Disabilities Act Compliance | Admin - Department-wide | with DOA for state payroll (HRM), and accounting (IRIS and ALDER) systems chargeback.<br>Reimbursable services agreement with DOA for the Americans with Disabilities Act (ADA) chargeback. | 7.0                       | 15.0            | 15.3 |
| 3037         | State Equipment Fleet                                   | Trans - Department-wide | State equipment fleet vehicle usage.  | 8.2                       | 20.0            | 20.4 |

**Personal Services Expenditure Detail**  
**Department of Natural Resources**

**Scenario:** FY2024 Governor (19867)  
**Component:** Office of History and Archaeology (451)  
**RDU:** Parks and Outdoor Recreation (604)

| PCN                             | Job Class Title               | Time Status            | Retire Code | Barg Unit      | Location  | Salary Sched | Range / Step | Comp Months | Split / Count | Annual Salaries | COLA  | Premium Pay | Annual Benefits                           | Total Costs | UGF Amount |
|---------------------------------|-------------------------------|------------------------|-------------|----------------|-----------|--------------|--------------|-------------|---------------|-----------------|-------|-------------|---|-------------|------------|
| 10-0390                         | Natural Resource Specialist 2 | FT                     | A           | GP             | Anchorage | 200          | 16C / D      | 12.0        |               | 58,080          | 2,030 | 0           | 42,138                                    | 102,248     | 10,225     |
| 10-5002                         | Chf Ofc Hi Arch               | FT                     | A           | SS             | Anchorage | 200          | 21U          | 12.0        |               | 150,428         | 2,104 | 0           | 81,603                                    | 234,135     | 70,241     |
| 10-5007                         | Historian 3                   | FT                     | A           | SS             | Anchorage | 200          | 19C / D      | 12.0        |               | 77,069          | 1,078 | 0           | 52,377                                    | 130,524     | 52,210     |
| 10-5049                         | Historian 2                   | FT                     | A           | GP             | Anchorage | 200          | 18C / D      | 12.0        |               | 67,127          | 2,347 | 0           | 45,742                                    | 115,216     | 11,522     |
| 10-5103                         | Historian 2                   | PT                     | A           | GP             | Anchorage | 200          | 18C / D      | 11.0        |               | 63,027          | 2,203 | 0           | 42,525                                    | 107,755     | 9,698      |
| 10-5105                         | Archaeologist 2               | PT                     | A           | GP             | Anchorage | 200          | 18C / C      | 11.0        |               | 60,918          | 2,130 | 0           | 41,685                                    | 104,733     | 0          |
| 10-5190                         | Archaeologist 1               | FT                     | A           | GP             | Anchorage | 200          | 16G / J      | 12.0        |               | 67,945          | 2,375 | 0           | 46,068                                    | 116,388     | 34,916     |
| 10-5234                         | Archaeologist 3               | FT                     | A           | SS             | Anchorage | 99           | 19M          | 12.0        |               | 95,144          | 1,330 | 0           | 59,578                                    | 156,052     | 31,210     |
| 10-5237                         | Archaeologist 3               | FT                     | A           | SS             | Anchorage | 200          | 19C / D      | 12.0        |               | 78,707          | 1,101 | 0           | 53,029                                    | 132,837     | 0          |
| 10-5238                         | Archaeologist 2               | FT                     | A           | SS             | Anchorage | 200          | 18F          | 12.0        |               | 78,707          | 1,101 | 0           | 53,029                                    | 132,837     | 33,209     |
| 10-5239                         | Archaeologist 2               | PT                     | A           | GP             | Anchorage | 200          | 18C / C      | 11.0        |               | 60,918          | 2,130 | 0           | 41,685                                    | 104,733     | 0          |
| 10-5240                         | Natural Resource Technician 3 | FT                     | A           | GP             | Anchorage | 200          | 14C / D      | 12.0        |               | 51,367          | 1,796 | 0           | 39,463                                    | 92,626      | 18,525     |
| 10-5242                         | Archaeologist 2               | FT                     | A           | GP             | Anchorage | 200          | 18J          | 12.0        |               | 79,112          | 2,766 | 0           | 50,517                                    | 132,395     | 13,240     |
| 10-5243                         | Archaeologist 2               | FT                     | A           | GP             | Anchorage | 200          | 18C / D      | 12.0        |               | 67,530          | 2,361 | 0           | 45,903                                    | 115,794     | 11,579     |
| 10-5262                         | Archaeologist 2               | FT                     | A           | GP             | Anchorage | 200          | 18C / D      | 12.0        |               | 66,744          | 2,333 | 0           | 45,589                                    | 114,666     | 11,467     |
| 10-5269                         | Historian 1                   | FT                     | A           | GP             | Anchorage | 200          | 16C / D      | 12.0        |               | 59,846          | 2,092 | 0           | 42,841                                    | 104,779     | 10,478     |
| 10-5270                         | Archaeologist 1               | FT                     | A           | GP             | Anchorage | 200          | 16G / J      | 12.0        |               | 66,914          | 2,339 | 0           | 45,657                                    | 114,910     | 22,982     |
| 10-5275                         | Historian 2                   | FT                     | A           | GP             | Anchorage | 200          | 18B / C      | 12.0        |               | 64,473          | 2,254 | 0           | 44,685                                    | 111,412     | 44,565     |
|                                 |                               |                        |             |                |           |              |              |             |               |                 |       |             | <b>Total Salary Costs:</b>                | 1,314,056   |            |
|                                 |                               |                        |             |                |           |              |              |             |               |                 |       |             | <b>Total COLA:</b>                        | 35,870      |            |
|                                 |                               |                        |             |                |           |              |              |             |               |                 |       |             | <b>Total Premium Pay:</b>                 | 0           |            |
|                                 |                               |                        |             |                |           |              |              |             |               |                 |       |             | <b>Total Benefits:</b>                    | 874,114     |            |
|                                 |                               |                        |             |                |           |              |              |             |               |                 |       |             | <b>Total Pre-Vacancy:</b>                 | 2,224,040   |            |
|                                 |                               |                        |             |                |           |              |              |             |               |                 |       |             | <b>Minus Vacancy Adjustment of 4.08%:</b> | (90,740)    |            |
|                                 |                               |                        |             |                |           |              |              |             |               |                 |       |             | <b>Total Post-Vacancy:</b>                | 2,133,300   |            |
|                                 |                               |                        |             |                |           |              |              |             |               |                 |       |             | <b>Plus Lump Sum Premium Pay:</b>         | 0           |            |
|                                 |                               |                        |             |                |           |              |              |             |               |                 |       |             | <b>Personal Services Line 100:</b>        | 2,133,300   |            |
|                                 |                               | <b>Total Positions</b> | <b>New</b>  | <b>Deleted</b> |           |              |              |             |               |                 |       |             |   |             |            |
| <b>Full Time Positions:</b>     |                               | 15                     | 0           | 0              |           |              |              |             |               |                 |       |             |   |             |            |
| <b>Part Time Positions:</b>     |                               | 3                      | 0           | 0              |           |              |              |             |               |                 |       |             |   |             |            |
| <b>Non Permanent Positions:</b> |                               | 0                      | 0           | 0              |           |              |              |             |               |                 |       |             |   |             |            |
| <b>Positions in Component:</b>  |                               | 18                     | 0           | 0              |           |              |              |             |               |                 |       |             |   |             |            |
| <b>Total Component Months:</b>  |                               | 213.0                  |             |                |           |              |              |             |               |                 |       |             |   |             |            |

Note: If a position is split, an asterisk (\*) will appear in the Split/Count column. If the split position is also counted in the component, two asterisks (\*\*) will appear in this column. [No valid job title] appearing in the Job Class Title indicates that the PCN has an invalid class code or invalid range for the class code effective date of this scenario.

**Personal Services Expenditure Detail**  
**Department of Natural Resources**

**Scenario:** FY2024 Governor (19867)  
**Component:** Office of History and Archaeology (451)  
**RDU:** Parks and Outdoor Recreation (604)

| <b>PCN Funding Sources:</b>               | <b>Pre-Vacancy</b> | <b>Post-Vacancy</b> | <b>Percent</b> |
|---|--------------------|---------------------|----------------|
| 1002 Federal Receipts                     | 1,226,123          | 1,176,097           | 55.13%         |
| 1003 General Fund Match                   | 386,066            | 370,315             | 17.36%         |
| 1007 Interagency Receipts                 | 460,673            | 441,878             | 20.71%         |
| 1055 Interagency/Oil & Hazardous Waste    | 13,140             | 12,604              | 0.59%          |
| 1061 Capital Improvement Project Receipts | 138,038            | 132,406             | 6.21%          |
| <b>Total PCN Funding:</b>                 | <b>2,224,040</b>   | <b>2,133,300</b>    | <b>100.00%</b> |

Note: If a position is split, an asterisk (\*) will appear in the Split/Count column. If the split position is also counted in the component, two asterisks (\*\*) will appear in this column.  
 [No valid job title] appearing in the Job Class Title indicates that the PCN has an invalid class code or invalid range for the class code effective date of this scenario.

