

State of Alaska FY2024 Governor's Operating Budget

Department of Fish and Game Sport Fisheries Component Budget Summary

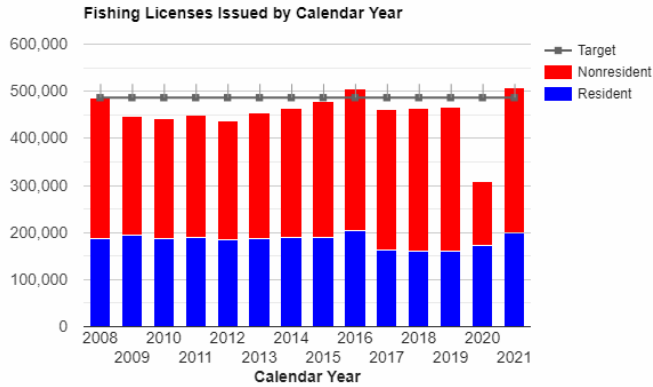
Component: Sport Fisheries

Contribution to Department's Mission

The mission of the Division of Sport Fish is to protect and improve the state's recreational fisheries resources.

Results

(Additional performance information is available on the web at <https://omb.alaska.gov/results>.)



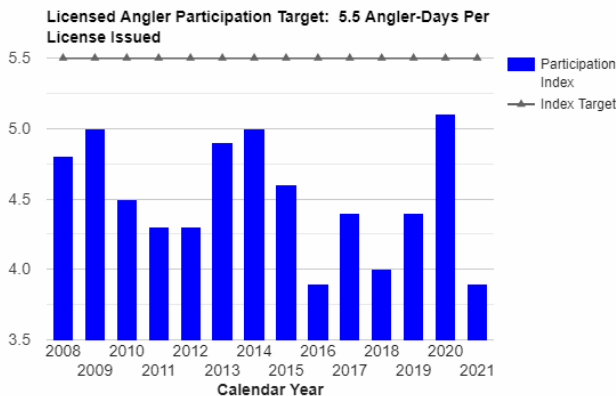
Core Services

- Manage wild fish stocks using scientifically and statistically sound research to ensure sustained use by Alaska's sport fisheries

Measures by Core Service

(Additional performance information is available on the web at <https://omb.alaska.gov/results>.)

1. Manage wild fish stocks using scientifically and statistically sound research to ensure sustained use by Alaska's sport fisheries



Major Component Accomplishments in 2022

COVID-19

Despite the decline in the pandemic, the Department has continued working safely to ensure the necessary research and management infrastructure is in place to effectively conduct fisheries across Alaska by minimizing spread. Staff members worked to ensure that offices and field projects were safe environments, and staff that exhibited symptoms

stayed at home or teleworked until they were able to return to work per updated CDC guidelines. There were no COVID-19 outbreaks in office or field camps in 2022 due to staff vigilance in maintaining a healthy workplace. The department was able to successfully open nearly every fishery, a testament to the hard-working, dedicated staff.

Sustaining Fishing Opportunities

The division continued to conduct many quantitative stock assessment projects (weirs, counting towers, sonar and aerial surveys) statewide to provide objective inseason data. This data is key to informing managers in making decisions to provide fishing opportunity and manage stocks for sustained yield. Area Managers issued a total of 120 Emergency Orders and Advisory Announcements during 2022 that either restricted or liberalized fisheries, and 27 Press Releases that informed the public of fishing opportunities or other department activities during the season. Opportunities for sockeye salmon sport fishing were liberalized in the Redoubt Bay/Lake; Resurrection Bay; Sallery Cove; Situk, Coghill, Wood, Nushagak-Mulchatna, Alagnak, Kasilof, Kenai, and Russian Rivers; and Fish Creek and Kenai River personal use sockeye salmon fisheries. Seward Lagoon and Ship Creek coho salmon; Norton Sound and Port Valdez pink salmon, and hatchery-produced king salmon sport fisheries in Juneau, Sitka, Ketchikan, and Petersburg/Wrangell were also liberalized for much of the 2022 run.

In addition to the salmon fisheries, biologists from both the Divisions of Commercial Fisheries and Sport Fish continued using stock assessment modeling tools and held virtual workshops and other meetings to discuss management issues and stock assessment needs for black and yelloweye rockfish.

Communication and Public Service

The division continued to strive toward informing, communicating, and providing service to the public with an emphasis on exceptional customer service through the modernization of online services and improved communication. The division's online licensing, permitting, and harvest reporting services remain readily available to the public and infrastructure improvements are minimizing downtime of these services.

The division continues to efficiently deliver important and timely information to the angling public via GovDelivery email subscription service such as emergency orders, news releases, fishing reports, the *Reel Times* monthly newsletter, and email reminders to personal use permit holders to report harvest. The division conducts regular analyses on its social media strategies and makes necessary adjustments to increase public awareness about important conservation issues and events while also increasing public engagement. Additionally, the division maintained 24 offices throughout the state where the public could receive in-person customer service.

Delivering sport fishing regulations to the public in a manner that improves their understanding and compliance remains a longer-term strategy and is a continued priority. The division worked with a contractor to complete the first phase of development to provide dynamic and geographically referenced sport fishing regulations within the department's mobile app. Additionally, the division continued adding content to *GoFishAK*, an online interactive mapping tool that allows the public to discover sport fishing opportunities in Alaska. The maps include popular fishing locations, species run timing, fishing gear selection, and boat and angler access tips. Content provided via both the mobile app and *GoFishAK* continue to be popular with the public.

The Ship Creek Fisheries Center (SCFC) at the William Jack Hernandez Sport Fish Hatchery in Anchorage, and the Tanana Valley Fisheries Center (TVFC) at the Ruth Burnett Sport Fish Hatchery in Fairbanks re-opened to the public in April 2022 for self-guided audio tours and pre-scheduled guided tours. Both locations remain popular destinations that allow visitors to learn about the facilities and the division's enhancement efforts. The division also partnered with Alaska State Parks Division to produce six additional episodes for "The Reel Deal" video series promoting State Parks where the division stocks hatchery fish. The video series is proving to be some of the department's most popular social media content.

Division Strategic Plan

The Sport Fish Division updated and released its [2022-2027 Strategic Plan](#) and is the 4th 5-year update that lays out upcoming goals and objectives for improving service to anglers and stakeholders in coming years. The strategic plan serves as a guidepost for future efforts.

Habitat Research and Restoration

The division plays a supporting role in the data collection and compilation of information used to protect and conserve

water for fish. In FY2022, 548 nominations resulted in protection under state law for an additional 343 water bodies and nearly 329 miles (530 km) of new fish habitat throughout the state. In FY2022, 23 reservation of water applications were submitted for Department of Natural Resources adjudication. Surveys to document fish species presence occurred at 92 sites covering over 59 miles (95 km) of stream habitat in watersheds of the Bering Land Bridge National Preserve and the Yukon and Tanana rivers. As a result, 45 nominations were submitted to the Anadromous Waters Catalog (AWC), resulting in 29 new or extended water bodies totaling 180 miles (289 km), as well as supporting backup or additional life-stage information on 14 existing AWC water bodies. The Streambank Restoration Cost Share program worked with local landowners on the Kenai Peninsula, Mat-Su Borough, and Fairbanks/Tanana River area to conserve, sustain, and restore heavily used/modified sections of high-valued rivers in Alaska. These efforts also removed material detrimental to fish during the process. Fish passage was restored to allow unimpeded access to stream and lake habitats by carrying out barrier removal projects throughout southcentral Alaska, as well as, providing technical assistance to other agencies and entities to improve fish passage.

Key Component Challenges

Sustaining Fishing Opportunities

Poor Chinook salmon production experienced statewide since 2007 continues to threaten sport fishing opportunity with personal impacts to anglers and economic impacts to businesses and communities throughout the state. Poor runs were again experienced in 2022 and required increasingly severe fishing restrictions across large geographic areas in southeast Alaska, interior Alaska, Bristol Bay, and Northern Cook Inlet to achieve escapement goals and conserve stocks. Some areas, the Kenai and Kasilof Rivers, Northern Cook Inlet rivers, and Cook Inlet marine waters for example, were closed to fishing for late run Chinook salmon for the majority of the season. King salmon sport fisheries were closed for the entire season in the Yukon (including Tanana River), Kuskokwim, and Norton Sound Drainages. Despite these restrictions, several Chinook salmon escapement and hatchery egg take goals were not achieved. Chinook salmon runs in 2023 will likely remain low and will continue to challenge managers with providing fishing opportunity while attaining adequate conservation goals. Preseason fishing restrictions will again likely be needed to ensure that Chinook salmon escapement goals are met, and stocking levels are maintained. Coho salmon production was also poor in many drainages resulting in closures or restrictions in SE Alaska (Peterson Creek and terminal hatchery areas in Sitka and Juneau), Buskin River, and Copper River Highway streams (Cordova), as well as closures of the chum and coho salmon sport fisheries in the Yukon (including Tanana River) and Kuskokwim Drainages.

In the ongoing efforts to reduce complex regulations, the division submitted 10 staff proposals to the Alaska Board of Fisheries (Board) to simplify confusing regulations, which will be addressed during upcoming board meetings in December 2022, and in January, February, and March 2023. COVID-19 restrictions have been lifted and all Board meetings will be held in-person as well as most advisory committees and various sport fishing groups meetings.

Chinook salmon runs to enhancement sites were marginal during the summer of 2022, but low marine survival continues to challenge the ability to meet brood collection and egg take goals statewide resulting in reduced release numbers at some locations.

There are no fishery independent assessments of state managed groundfish including lingcod and rockfish. This presents a significant data gap for these species with complex life histories that make research and stock assessment inherently difficult. However, the rockfish workshops mentioned in the Accomplishments section continue to work toward prioritizing information needs and how to fund those assessments.

Employee Recruitment and Retention

The Department is currently leading an effort to assess the non-monetary issues that impact the recruitment, retention, morale, and well-being of our workforce. Our division is constantly competing for skilled employees with other agencies and divisions in our own department. This leads to short pools of applicants. Short of being able to address the monetary piece, it will be increasingly more difficult to find qualified candidates.

Another challenge coming up more and more in many locations is housing for our seasonal employees including prohibitive rent costs and/or quality, or lack of availability in smaller outlying communities.

Significant Changes in Results to be Delivered in FY2024

Sustaining Fishing Opportunities

Research projects conducted in collaboration with Division of Commercial Fisheries will inform development of management strategies for black and yelloweye rockfish in the Gulf of Alaska. In FY2024, the division should continue to host internal discussions regarding management issues and stock assessment needs for groundfish species primarily yellow and black rockfish. Given growing concerns over stock status, the division continues to engage state and federal agency staff with rockfish management expertise, reviewing and, if appropriate, modifying management strategies and collaboratively exploring stock assessment needs. But this ongoing work could be jeopardized if funding needs to be steered back to the division’s highest priority core services.

Modernization of the Statewide Harvest Survey

Efforts to modernize the Statewide Harvest Survey will continue to eventually develop web-based data collection protocols to improve response rate and angler recall of households selected for survey information. This should improve accuracy and precision of the estimates moving forward and improve public support for the program. The division is seeking funds to accomplish this objective.

Habitat Research and Restoration

Fish passage, streambank restoration, freshwater fish inventory survey, instream flow reservation, and aquatic invasive species programs will likely experience an increasing workload due to climatic events. Increasing frequency and severity of flood events and unpredictable stream flows increase public and private landowners’ requests for help to conserve and rehabilitate their property. This is especially true in areas of the state that experienced 100+ year flood events in the past decade. Similarly changing hydrology is accelerating the rate of culvert replacement statewide and increasing the demand for technical and funding support for fish passage projects. Detection and costs to control invasive species is ever increasing. Working and coordinating with landowners, contractors, other agencies, and the public on fish habitat and aquatic invasive species projects is more complex because of ongoing supply chain issues and overall increased costs.

Statutory and Regulatory Authority

Statutory and Regulatory Authority - Direct

AS 16.05.010-16.10.800	Fish and Game Code; Fisheries and Fishing Regulations
AS 16.20	Conservation and Protection of Alaska Fish and Game
5 AAC 39.222 and 223	Sustainable Salmon and Escapement Goal Policies
5 AAC 47.001-74.995	Sport Fishing Seasons, Bag, and Possession Limits
5 AAC 75.001-75.995	Statewide Provisions
5 AAC 95.010-990	Protection of Fish and Game Habitat

Statutory and Regulatory Authority – Comment

18 AAC 70	Water Quality Standards
18 AAC 75	Oil and Hazardous Substance Pollution Control

Related Federal Authority

16 USC §§ 661-667e	Fish and Wildlife Coordination Act
16 U.S.C. 777-777k	Federal Aid in Sport Fish Restoration
50 CFR PRT.80	Administrative Requirements

Contact Information

Contact: David Rutz, Director
Phone: (907) 746-6382
E-mail: david.rutz@alaska.gov

Sport Fisheries Personal Services Information				
Authorized Positions			Personal Services Costs	
	FY2023 Management Plan	FY2024 Governor		
Full-time	154	153	Annual Salaries	14,657,776
Part-time	126	127	COLA	353,004
Nonpermanent	0	0	Premium Pay	313,785
			Annual Benefits	9,655,062
			Less 1.50% Vacancy Factor	(373,527)
			Lump Sum Premium Pay	0
Totals	280	280	Total Personal Services	24,606,100

Position Classification Summary					
Job Class Title	Anchorage	Fairbanks	Juneau	Others	Total
Accountant 4	0	0	1	0	1
Accounting Technician 1	2	1	0	0	3
Accounting Technician 3	0	0	2	0	2
Administrative Assistant 2	2	1	1	0	4
Administrative Officer 1	1	1	1	0	3
Administrative Officer 2	1	0	0	0	1
Admn OPS Mgr 1	0	0	1	0	1
Analyst/Programmer 3	1	0	0	0	1
Analyst/Programmer 4	2	0	0	0	2
Analyst/Programmer 5	1	0	0	0	1
Asst Dir F&G	1	0	1	0	2
Biometrician 1	1	0	0	0	1
Biometrician 2	1	1	0	0	2
Biometrician 3	2	0	1	0	3
Biometrician 4	1	0	0	0	1
Division Director - Px	1	0	0	0	1
Division Operations Manager	0	0	1	0	1
Education Associate 3	0	1	0	0	1
Engineer 2, Dec	1	0	0	0	1
Fish & Game Coordinator	2	1	1	1	5
Fish & Game Program Technician	1	0	1	7	9
Fish & Wildlife Technician 2	2	6	3	51	62
Fish & Wildlife Technician 3	2	7	1	39	49
Fish & Wildlife Technician 4	0	1	1	2	4
Fish & Wildlife Technician 5	0	1	0	0	1
Fisheries Scientist 1	1	0	0	0	1
Fisheries Scientist 2	1	0	0	0	1
Fishery Biologist 1	1	2	1	9	13
Fishery Biologist 2	2	3	3	18	26
Fishery Biologist 3	5	6	3	14	28
Fishery Biologist 4	5	2	2	0	9
Gis Analyst 2	2	0	0	0	2
Gis Analyst 3	1	0	0	1	2
Habitat Biologist 1	1	1	0	0	2
Habitat Biologist 2	2	0	1	0	3
Habitat Biologist 3	5	0	1	0	6

Position Classification Summary					
Job Class Title	Anchorage	Fairbanks	Juneau	Others	Total
Habitat Biologist 4	1	0	0	0	1
Information Officer 1	1	0	0	0	1
Information Officer 2	1	1	1	0	3
Information System Coordinator	1	0	0	0	1
Librarian 1	1	0	0	0	1
Mts/Bfc Jrny 1	0	0	0	2	2
Office Assistant 1	0	0	0	1	1
Office Assistant 2	3	0	0	0	3
Program Coordinator 1	1	0	0	0	1
Program Coordinator 2	3	0	0	0	3
Project Assistant	1	0	0	0	1
Publications Specialist 2	1	0	0	0	1
Publications Specialist 3	1	0	0	0	1
Publications Technician 2	0	1	0	0	1
Research Analyst 2	0	0	1	0	1
Research Analyst 3	3	0	0	0	3
Totals	69	37	29	145	280

Component Detail All Funds
Department of Fish and Game

Component: Sport Fisheries (464)
RDU: Sport Fisheries (145)

Non-Formula Component

	FY2022 Actuals	FY2023 Conference Committee	FY2023 Authorized	FY2023 Management Plan	FY2024 Governor	FY2023 Management Plan vs FY2024 Governor	
71000 Personal Services	22,945.1	24,079.2	24,087.8	24,087.8	24,606.1	518.3	2.2%
72000 Travel	165.2	314.2	314.2	470.3	470.3	0.0	0.0%
73000 Services	11,568.6	17,778.7	17,836.4	17,680.3	17,680.3	0.0	0.0%
74000 Commodities	1,045.6	775.8	775.8	775.8	775.8	0.0	0.0%
75000 Capital Outlay	18.1	682.0	682.0	682.0	682.0	0.0	0.0%
77000 Grants, Benefits	0.0	0.0	0.0	0.0	0.0	0.0	0.0%
78000 Miscellaneous	0.0	0.0	0.0	0.0	0.0	0.0	0.0%
Totals	35,742.6	43,629.9	43,696.2	43,696.2	44,214.5	518.3	1.2%
Fund Sources:							
1002 Fed Rcpts (Fed)	14,584.5	18,931.9	18,931.9	18,931.9	19,166.0	234.1	1.2%
1003 G/F Match (UGF)	556.8	0.0	0.0	0.0	0.0	0.0	0.0%
1004 Gen Fund (UGF)	2,601.3	1,777.3	1,777.3	1,777.3	1,800.0	22.7	1.3%
1007 I/A Rcpts (Other)	281.6	708.7	708.7	708.7	714.2	5.5	0.8%
1024 Fish/Game (Other)	16,302.9	19,346.1	19,412.4	19,412.4	19,660.3	247.9	1.3%
1061 CIP Rcpts (Other)	250.6	2,185.2	2,185.2	2,185.2	2,192.3	7.1	0.3%
1108 Stat Desig (Other)	1,164.9	680.7	680.7	680.7	681.7	1.0	0.1%
Unrestricted General (UGF)	3,158.1	1,777.3	1,777.3	1,777.3	1,800.0	22.7	1.3%
Designated General (DGF)	0.0	0.0	0.0	0.0	0.0	0.0	0.0%
Other Funds	18,000.0	22,920.7	22,987.0	22,987.0	23,248.5	261.5	1.1%
Federal Funds	14,584.5	18,931.9	18,931.9	18,931.9	19,166.0	234.1	1.2%
Positions:							
Permanent Full Time	154	155	155	154	153	-1	-0.6%
Permanent Part Time	125	125	125	126	127	1	0.8%
Non Permanent	0	0	0	0	0	0	0.0%

Change Record Detail - Multiple Scenarios with Descriptions
Department of Fish and Game

Component: Sport Fisheries (464)
RDU: Sport Fisheries (145)

Scenario/Change Record Title	Trans Type	Totals	Personal Services	Travel	Services	Commodities	Capital Outlay	Grants, Benefits	Miscellaneous	Positions		NP
										PFT	PPT	
***** Changes From FY2023 Conference Committee To FY2023 Authorized *****												
FY2023 Conference Committee												
	ConfCom	43,629.9	24,079.2	314.2	17,778.7	775.8	682.0	0.0	0.0	155	125	0
1002 Fed Rcpts		18,931.9										
1004 Gen Fund		1,777.3										
1007 I/A Rcpts		708.7										
1024 Fish/Game		19,346.1										
1061 CIP Rcpts		2,185.2										
1108 Stat Desig		680.7										

FY2023 Office of Information Technology Other Non-Core Adjusted Base

	Unalloc	0.0	0.0	0.0	0.0	0.0	0.0	0.0	0.0	0	0	0
--	---------	-----	-----	-----	-----	-----	-----	-----	-----	---	---	---

In FY2023 the Department of Fish and Game received an unallocated rates adjustment for Office of Information Technology Other Non-Core Adjusted Base.

The Department of Fish & Game has distributed this adjustment across the department based on its cost allocation plan.

FY2023 Human Resources Rate AspireAlaska

	Unalloc	4.7	0.0	0.0	4.7	0.0	0.0	0.0	0.0	0	0	0
1024 Fish/Game		4.7										

In FY2022, the Division of Personnel (DOP) acquired the platform branded AspireAlaska to provide essential training opportunities for remote workers as a response to the global pandemic. This platform is Cornerstone on Demand (CSOD) and its reseller SHI (from the NASPO value point site) and has 3 modules:

1. Learning (user access to the Learning side of the system)
2. Performance (user access to the new Performance Management Learning and Development forms and processes)
3. Cornerstone Content Anytime (CCA) with a library of 1,972 various courses

AspireAlaska as a training platform and learning library was very successful, and this increment for license and system costs will extend the contract indefinitely, expand user access to include the legislature and essential contractors, and add the performance management and evaluation side of the Cornerstone platform.

The Department of Fish & Game has distributed this adjustment across the department based on department's cost allocation plan.

FY2023 Human Resources Rate Adjusted Base Change

	Unalloc	11.4	0.0	0.0	11.4	0.0	0.0	0.0	0.0	0	0	0
1024 Fish/Game		11.4										

In FY2023 the Department of Fish and Game received an unallocated rates adjustment for Human Resources Rate Adjusted Base Change.

The Department of Fish & Game has distributed this adjustment across the department based on its cost allocation plan.

FY2023 Administrative Systems Upgrade Ongoing Cost Increases

Change Record Detail - Multiple Scenarios with Descriptions
Department of Fish and Game

Component: Sport Fisheries (464)
RDU: Sport Fisheries (145)

Scenario/Change Record Title	Trans Type	Totals	Personal Services	Travel	Services	Commodities	Capital Outlay	Grants, Benefits	Miscellaneous	Positions		
										PFT	PPT	NP
1024 Fish/Game	Unalloc	13.2	0.0	0.0	13.2	0.0	0.0	0.0	0.0	0	0	0

This increment provides for a quarterly container delivery of updates for the Integrated Resource Information System (IRIS) 4.0, as well as increased authority for costs of providing ALDER reporting support to departments and the new unlimited license agreement with Oracle necessary for the IRIS upgrade and data warehouse upgrade. Finally, this increase is necessary to address an audit finding related to IRIS functionality.

The upgrade from IRIS 3.9 to IRIS Advanced 4.0 improves the system's user interface and adds new features. This funding allows for ongoing updates to be made on a quarterly basis avoiding the need for expensive, multi-year upgrade projects which have occupied significant State time and resources in the past. The State will receive new code updates, patch sets, additional features and new functionality with each quarterly update. New features coming in FY2023 include additional e-procurement functionality, lease and debt functionality, vendor performance analytics and risk metrics, Human Resource Analytics, Reimbursable Service Agreement process enhancements, Accounts Receivable intercept, collection and write-off functions, cost accounting fund source controls and additional robotic process automation.

The State has made a significant investment in IRIS and, as the system is modernized and tasks are automated, the State will save time and increase efficiencies across all departments. This project will ultimately lead to more accurate accounting and fewer audit findings, resulting in increased accountability and transparency.

The Department of Fish & Game has distributed this adjustment across the department based on department's cost allocation plan.

FY2023 Administrative Systems Rate Adjusted Base Change

1024 Fish/Game	Unalloc	-1.0	0.0	0.0	-1.0	0.0	0.0	0.0	0.0	0	0	0
----------------	---------	------	-----	-----	------	-----	-----	-----	-----	---	---	---

In FY2023 the Department of Fish and Game received an unallocated rates adjustment for Administrative Systems Rate Adjustment Base Change.

The Department of Fish & Game has distributed this adjustment across the department based on its cost allocation plan.

FY2023 Office of Information Technology Core Services Rate Software Increases

1024 Fish/Game	Unalloc	29.4	0.0	0.0	29.4	0.0	0.0	0.0	0.0	0	0	0
----------------	---------	------	-----	-----	------	-----	-----	-----	-----	---	---	---

The Office of Information Technology (OIT) is a centralized agency responsible for providing digital security and technological infrastructure to support the business needs of the State. The cost of various IT services provided by OIT has inflated over the past three years, and the increases can no longer be absorbed within the existing budget. The unanticipated cost increases and a list of the services that will be discontinued are summarized below.

Unanticipated costs:

Azure Security Logging - \$1,000.0

- During FY21 the previous logging infrastructure failed within SOA. Logging is critical for cybersecurity defense and forensic analysis.
- Other qualified logging solutions would have required significant capital investment and extended implementation timelines.

Change Record Detail - Multiple Scenarios with Descriptions
Department of Fish and Game

Component: Sport Fisheries (464)
RDU: Sport Fisheries (145)

Scenario/Change Record Title	Trans Type	Totals	Personal Services	Travel	Services	Commodities	Capital Outlay	Grants, Benefits	Miscellaneous	Positions		NP
										PFT	PPT	
Mainframe Budget - \$1,000.0												
• In FY19/FY20 OIT made several mainframe optimizations in anticipation of departments retiring their use of the mainframe. Cost optimization goals were not achieved resulting in expenses remaining relatively flat while revenues have been decreasing. As departments quit leveraging the mainframe, mainframe costs do not decrease resulting in departments paying less than the actual cost of the mainframe. The original planned budget was formulated under the understanding that cost optimizations were going to be achieved. Mainframe rates and budget authorization need to be increased to reflect the real cost of performing business.												
Microsoft Licensing - \$1,184.0												
• Employee and contractor growth across SOA increased resulting in 831 additional licenses required for purchase.												
• Elevated account privileges were implemented for enhanced security.												
Azure Connectivity - \$301.0												
• Moving applications to the Azure cloud resulted in SOA establishing a connection directly to the cloud for enhanced performance and security.												
Red Hat Directory Server - \$50.0												
• This product used to be a freeware and is converting to a pay for use model. Once this occurs, OIT will be unable to leverage this tool unless paid for.												
Commissioner and Admin Chargeback - \$265.3												
The Department of Fish & Game has distributed this adjustment across the department based on department's cost allocation plan.												
FY2023 Exempt 5% COLA												
1024 Fish/Game	SalAdj	8.6	8.6	0.0	0.0	0.0	0.0	0.0	0.0	0	0	0
FY2023 Exempt 5% COLA: \$8.6		8.6										
Subtotal		43,696.2	24,087.8	314.2	17,836.4	775.8	682.0	0.0	0.0	155	125	0
***** Changes From FY2023 Authorized To FY2023 Management Plan *****												
Align Authority for Anticipated Expenditures												
	LIT	0.0	0.0	156.1	-156.1	0.0	0.0	0.0	0.0	0	0	0
Transfer authority from services to travel to align with anticipated expenditures.												
Change Fishery Biologist 2 (11-4186) from Full-Time to Fishery Biologist 1 Part-Time												
	PosAdj	0.0	0.0	0.0	0.0	0.0	0.0	0.0	0.0	-1	1	0
Change full-time Fishery Biologist 2 (11-4186), range 16, located in Fairbanks to part-time, Fishery Biologist 1, range 14, due to an adjustment in workload.												
Subtotal		43,696.2	24,087.8	470.3	17,680.3	775.8	682.0	0.0	0.0	154	126	0
***** Changes From FY2023 Management Plan To FY2024 Governor *****												

Change Record Detail - Multiple Scenarios with Descriptions
Department of Fish and Game

Component: Sport Fisheries (464)
RDU: Sport Fisheries (145)

Scenario/Change Record Title	Trans Type	Totals	Personal Services	Travel	Services	Commodities	Capital Outlay	Grants, Benefits	Miscellaneous	Positions		NP
										PFT	PPT	
Change Accounting Technician 1 (11-4021) from Full-Time to Part-Time Fish and Wildlife Technician 3 for Marine Studies	PosAdj	0.0	0.0	0.0	0.0	0.0	0.0	0.0	0.0	-1	1	0

Change a full-time Accounting Technician 1 (PCN 11-4021), range 12, located in Douglas to a part-time seasonal, Fish and Wildlife Technician 3, range 11, located in Gustavus to meet objectives of the Marine Harvest Studies Project.

FY2024 AlaskaCare Health Insurance Increase - Exempt and Partially Exempt

1024 Fish/Game	SalAdj	1.3	1.3	0.0	0.0	0.0	0.0	0.0	0.0	0	0	0
----------------	--------	-----	-----	-----	-----	-----	-----	-----	-----	---	---	---

FY2024 AlaskaCare health insurance increase for exempt and partially exempt employees from \$1,685 to \$1,793 per member per month.: \$1.3

FY2024 PERS Rate Adjustment

1002 Fed Rcpts	SalAdj	20.6	46.6	0.0	0.0	0.0	0.0	0.0	0.0	0	0	0
1004 Gen Fund		2.0										
1007 I/A Rcpts		0.4										
1024 Fish/Game		22.9										
1061 CIP Rcpts		0.6										
1108 Stat Desig		0.1										

FY2024 PERS rate adjustment to 25.10%: \$46.6

FY2024 Salary and Health Insurance Increases

1002 Fed Rcpts	SalAdj	213.5	470.4	0.0	0.0	0.0	0.0	0.0	0.0	0	0	0
1004 Gen Fund		20.7										
1007 I/A Rcpts		5.1										
1024 Fish/Game		223.7										
1061 CIP Rcpts		6.5										
1108 Stat Desig		0.9										

FY2024 Salary and Health Insurance Increases: \$470.4FY2024 GGU cost of living increase 2.5%: \$245.9

FY2024 LTC cost of living increase 3.25%: \$4.8

FY2024 SU cost of living increase 1%: \$105.1

FY2024 AlaskaCare insurance from \$1,685 to \$1,793 per member per month.: \$106.2

FY2024 GGU health insurance increase from \$1,567.50 to \$1,573.50 per member per month.: \$7.9

Change Record Detail - Multiple Scenarios with Descriptions
Department of Fish and Game

Component: Sport Fisheries (464)
RDU: Sport Fisheries (145)

Scenario/Change Record Title	Trans Type	Totals	Personal Services	Travel	Services	Commodities	Capital Outlay	Grants, Benefits	Miscellaneous	Positions		NP
										PFT	PPT	
FY2024 LTC health insurance increase from \$1,580 to \$1,605 per member per month.: \$0.5												
	Totals	44,214.5	24,606.1	470.3	17,680.3	775.8	682.0	0.0	0.0	153	127	0

Line Item Detail (1676)
Department of Fish and Game
Travel

Component: Sport Fisheries (464)

Line Number	Line Name		FY2022 Actuals	FY2023 Management Plan	FY2024 Governor
2000	Travel		165.2	470.3	470.3
Object Class	Servicing Agency	Explanation	FY2022 Actuals	FY2023 Management Plan	FY2024 Governor
2000 Travel Detail Totals			165.2	470.3	470.3
2000	In-State Employee Travel	In-state employee travel including transportation and lodging	139.9	398.5	398.5
2002	Out of State Employee Travel	Out-of-state employee travel including transportation and lodging	6.7	18.9	18.9
2005	Moving Costs	Move costs including transferring household goods, transportation and lodging	18.6	52.9	52.9

Line Item Detail (1676)
Department of Fish and Game
Services

Component: Sport Fisheries (464)

Line Number	Line Name		FY2022 Actuals	FY2023 Management Plan	FY2024 Governor
3000	Services		11,568.6	17,680.3	17,680.3
Object Class	Servicing Agency	Explanation	FY2022 Actuals	FY2023 Management Plan	FY2024 Governor
3000 Services Detail Totals			11,568.6	17,680.3	17,680.3
3000	Education Services	Training/conference fees and memberships	62.3	95.2	95.2
3001	Financial Services	Management/consulting services and interest expenses HB39 - Bankcard Service Fees Reimbursed	1.3	2.0	2.0
3003	Information Technology	Information technology training and consulting services and software licensing and maintenance	239.1	365.4	365.4
3004	Telecommunications	Television, long distance, data/network and cell phone services	151.4	231.4	231.4
3006	Delivery Services	Freight and postage	224.2	342.6	342.6
3007	Advertising and Promotions	Classified newspaper, radio, and television advertisements	27.9	42.6	42.6
3008	Utilities	Electric, water, sewage, disposal and heating services	291.2	445.0	445.0
3009	Structure/Infrastructure/Land	Appraisal, architect, engineer services and structure/land maintenance and rentals	276.3	422.3	422.3
3010	Equipment/Machinery	Equipment rental, maintenance services and equipment operator charges	54.0	82.5	82.5
3011	Other Services	Conservation/environmental, management consulting, safety services, print/copy/graphics, commission retainage, transport/services	1,623.5	2,481.2	2,481.2

Line Item Detail (1676)
Department of Fish and Game
Services

Component: Sport Fisheries (464)

Object Class		Servicing Agency	Explanation	FY2022 Actuals	FY2023 Management Plan	FY2024 Governor
3000 Services Detail Totals				11,568.6	17,680.3	17,680.3
3012	Inter-Agency Federal Indirect Rate Allocation	FishGm - Administrative Services (479)	SB250 Federal Indirect	2,500.4	3,821.4	3,821.4
3015	Inter-Agency Conservation/Environmental	E&ED - Department-wide	DEED RSA	0.4	0.6	0.6
3015	Inter-Agency Conservation/Environmental	FishGm - Administrative Services (479)	Administrative Services RSAs: Licensing Administration, Data Entry and Accounting under SB250	1,273.9	1,944.2	1,944.2
3015	Inter-Agency Conservation/Environmental	FishGm - Habitat (486)	Habitat RSAs: Resource Development Coordination Response and SWG Planning and Management of Alaska's Legislative Designated Special Areas	100.7	153.7	153.7
3015	Inter-Agency Conservation/Environmental	FishGm - Statewide Fisheries Management (2171)	Commercial Fisheries RSAs: Regulations Specialist, Whiting Harbor D. Vexillum Survey, Northern Pike Sex Determination Marker, Kodiak Maintenance, Cordova Chinook Salmon Harvest Genetics Analysis, and SEAK Move from Division of Sport Fish to Division of Commercial Fisheries	2,144.0	3,272.5	3,272.5
3015	Inter-Agency Conservation/Environmental	FishGm - Wildlife Conservation (473)	Wildlife Conservation RSAs: Assert & Protect State Rights, Access and Defense, Access & State Rights Program Coordination, Subsistence Liaison Services	214.6	327.7	327.7
3015	Inter-Agency Conservation/Environmental	NatRes - Department-wide	Natural Resources RSAs: Dingell-Johnson Boating Access Repairs & Maintenance, Dingell_Johnson Angler Access, and Management of Ninilchik River Scenic Overlook Coop Agreement	499.7	770.9	770.9
3015	Inter-Agency Conservation/Environmental	Trans - Department-wide	DOT RSAs: Chitna O'Brien Creek Area Public Services and Access	95.0	146.6	146.6

Line Item Detail (1676)
Department of Fish and Game
Services

Component: Sport Fisheries (464)

Object Class		Servicing Agency	Explanation	FY2022 Actuals	FY2023 Management Plan	FY2024 Governor
3000 Services Detail Totals				11,568.6	17,680.3	17,680.3
			Maintenance			
3015	Inter-Agency Conservation/Environmental	Univ - Department-wide	University RSAs: AK Waterbody Prioritization for Early Detection Monitoring for AIS, UAF Noatak Dolly Varden Support, Alaska Cooperative Fisheries and Wildlife Research	73.7	113.5	113.5
3017	Inter-Agency Information Technology Non-Telecommunications	Admin - Department-wide	Information Technology Non-Telecommunications - Adobe, Microsoft and SQL	104.2	159.2	159.2
3021	Inter-Agency Mail	Admin - Department-wide	Regulations Review	5.6	8.6	8.6
3022	Inter-Agency Human Resources	Admin - Department-wide	Human Resources services chargeback	150.6	230.2	230.2
3023	Inter-Agency Building Leases	Trans - Department-wide	Leases chargeback	572.5	875.0	875.0
3024	Inter-Agency Legal	Law - Department-wide	Regulations Review	9.1	13.9	13.9
3026	Inter-Agency Insurance	Admin - Department-wide	Risk management, and property insurance	164.9	252.0	252.0
3027	Inter-Agency Financial	Admin - Department-wide	State payroll (HRM) and accounting (IRIS & ALDER) systems chargeback	36.1	55.2	55.2
3028	Inter-Agency Americans with Disabilities Act Compliance	Admin - Department-wide	Americans with Disabilities Act (ADA) chargeback	2.3	3.5	3.5
3037	State Equipment Fleet	Trans - Department-wide	State Equipment Fleet	471.9	721.2	721.2
7001	Grants		Federal sub-recipient pass-thru grants	194.6	295.2	295.2
7003	Sub-Recipient Pass-Through Grants		Sub-Recipient Pass-Through Grants	3.2	5.0	5.0

Line Item Detail (1676)
Department of Fish and Game
Commodities

Component: Sport Fisheries (464)

Line Number	Line Name		FY2022 Actuals	FY2023 Management Plan	FY2024 Governor
4000	Commodities		1,045.6	775.8	775.8
Object Class	Servicing Agency	Explanation	FY2022 Actuals	FY2023 Management Plan	FY2024 Governor
4000 Commodities Detail Totals			1,045.6	775.8	775.8
4000	Business	Books and educational supplies	325.9	241.8	241.8
4002	Household/Institutional	Landscaping, food, and cleaning supplies	251.8	186.8	186.8
4003	Scientific and Medical	Instruments, lab and non-lab supplies (Scientific and Medical)	135.3	100.4	100.4
4004	Safety	Firearms, ammunition, and other safety supplies	11.1	8.3	8.3
4005	Building Materials	Screws, lumber, nuts, bolts, and other building materials	58.2	43.1	43.1
4006	Signs and Markers	Signs and marker supplies	11.9	8.9	8.9
4008	Aggregate	Aggregate Materials	13.9	10.3	10.3
4011	Electrical	Key-card readers, bulbs, batteries, and other electrical supplies	4.6	3.4	3.4
4012	Plumbing	Heaters, faucets, tubing, and other plumbing supplies	6.6	4.9	4.9
4013	Lube Oils/Grease/Solvents	Marine and motor oil, fuel stabilizer, and other lube oils, grease and solvents	5.1	3.8	3.8
4014	Bottled Gas	Propane, oxygen, and other bottled gases	8.4	6.2	6.2
4015	Parts and Supplies	Parts and supplies	125.6	93.2	93.2
4016	Paint/Preservatives	Paint and preservatives	6.5	4.8	4.8
4017	Sand	Sand Supplies	11.3	8.4	8.4
4018	Surface Chemicals	Surface Chemicals	0.2	0.2	0.2

Line Item Detail (1676)
Department of Fish and Game
Commodities

Component: Sport Fisheries (464)

Object Class	Servicing Agency	Explanation	FY2022 Actuals	FY2023 Management Plan	FY2024 Governor
4000 Commodities Detail Totals			1,045.6	775.8	775.8
4019	Small Tools/Minor Equipment	Flat sockets, drill bits, hooks, hammers, and other small tools	33.7	25.0	25.0
4020	Equipment Fuel	Equipment fuel	32.0	23.7	23.7
4022	Commodity Transfer	Commodity transfer	3.5	2.6	2.6

Line Item Detail (1676)
Department of Fish and Game
Capital Outlay

Component: Sport Fisheries (464)

Line Number	Line Name		FY2022 Actuals	FY2023 Management Plan	FY2024 Governor
5000	Capital Outlay		18.1	682.0	682.0
Object Class	Servicing Agency	Explanation	FY2022 Actuals	FY2023 Management Plan	FY2024 Governor
5000 Capital Outlay Detail Totals			18.1	682.0	682.0
5002	Structures and Infrastructure	Structures and infrastructure supplies	0.4	200.0	200.0
5004	Equipment	Automobile and marine equipment	17.7	482.0	482.0

Revenue Detail (1681)
Department of Fish and Game

Component: Sport Fisheries (464)

Revenue Type (OMB Fund Code) Revenue Source	Component	Comment	FY2022 Actuals	FY2023 Management Plan	FY2024 Governor
5002 Fed Rcpts (1002 Fed Rcpts)			14,584.5	18,931.9	19,166.0
5003 Federal - Indirect Recovery		SB250 federal indirect paid to Alaska Department of Fish and Game Division of Administrative Services	2,520.4	3,272.8	3,313.3
5010 Federal Natural Resources - Miscellaneous Grants		Revenue collections from the following federal agencies: NOAA Pacific Salmon Recovery Treaty Program, Bureau of Land Management, and US Fish and Wildlife Services	12,058.7	15,658.7	15,852.3
5021 Federal - Other Prior Year Reimbursement Recovery		Prior year reimbursement recovery	5.4	0.4	0.4
5007 I/A Rcpts (1007 I/A Rcpts)			281.6	708.7	714.2
5301 Inter-Agency Receipts	EnvCon - Department-wide	DCCED RSA - Bradley Hydro Battle Creek	66.1	155.9	157.1
5301 Inter-Agency Receipts	FishGm - Statewide Fisheries Management (2171)	F&G RSA with CF: Juneau Shoreside Hatchery Chinook Harvest Study and Commercial Fisheries Publications	84.0	242.6	244.5
5301 Inter-Agency Receipts	FishGm - Wildlife Conservation (473)	F&G RSA with WC: ANILCA Digitization, Navigable Waters Scanning Project, ARLIS Library Services	123.4	291.1	293.4
5301 Inter-Agency Receipts	H&SS - Department-wide	H&SS RSA Glennallen PHC Shared Facility Maintenance	8.1	19.1	19.2
5061 CIP Rcpts (1061 CIP Rcpts)			250.6	2,185.2	2,192.3
5351 Capital Improvement Project Inter-Agency		CIP Inter-agency	250.6	2,185.2	2,192.3
5108 Stat Desig (1108 Stat Desig)			1,164.9	680.7	681.7
5206 Statutory Designated Program Receipts - Contracts		SDPR from the following agencies: NOAA Unallied Science Program	1,108.0	647.4	648.4

Revenue Detail (1681)
Department of Fish and Game

Component: Sport Fisheries (464)

Revenue Type (OMB Fund Code) Revenue Source	Component	Comment	FY2022 Actuals	FY2023 Management Plan	FY2024 Governor
5207 Statutory Dsgntd Pgrm Rcpts Chrgs for Srvcs - Rent/Royalties		and Pacific Salmon Commision Northern Fund SDPR for rent and royalties	56.9	33.3	33.3
6024 Fish/Game (1024 Fish/Game)			16,302.9	19,412.4	19,660.3
6132 Fish & Game Fund - Prior Year Reimbursement Recovery		Fish and Game Fund	16,302.9	19,412.4	19,660.3

Inter-Agency Services (1682)
Department of Fish and Game

Component: Sport Fisheries (464)

				FY2022 Actuals	FY2023 Management Plan	FY2024 Governor
Component Totals				8,419.6	12,869.9	12,869.9
With Department of Fish and Game				6,233.6	9,519.5	9,519.5
With Department of Education and Early Development				0.4	0.6	0.6
With Department of Natural Resources				499.7	770.9	770.9
With Department of Transportation/Public Facilities				1,139.4	1,742.8	1,742.8
With University of Alaska				73.7	113.5	113.5
With Department of Administration				463.7	708.7	708.7
With Department of Law				9.1	13.9	13.9
Object Class	Servicing Agency	Explanation		FY2022 Actuals	FY2023 Management Plan	FY2024 Governor
3012	Inter-Agency Federal Indirect Rate Allocation	FishGm - Administrative Services (479)	SB250 Federal Indirect	2,500.4	3,821.4	3,821.4
3015	Inter-Agency Conservation/Environmental	E&ED - Department-wide	DEED RSA	0.4	0.6	0.6
3015	Inter-Agency Conservation/Environmental	FishGm - Administrative Services (479)	Administrative Services RSAs: Licensing Administration, Data Entry and Accounting under SB250	1,273.9	1,944.2	1,944.2
3015	Inter-Agency Conservation/Environmental	FishGm - Habitat (486)	Habitat RSAs: Resource Development Coordination Response and SWG Planning and Management of Alaska's Legislative Designated Special Areas	100.7	153.7	153.7
3015	Inter-Agency Conservation/Environmental	FishGm - Statewide Fisheries Management (2171)	Commercial Fisheries RSAs: Regulations Specialist, Whiting Harbor D. Vexillum Survey, Northern Pike Sex Determination Marker, Kodiak Maintenance, Cordova Chinook Salmon Harvest Genetics Analysis, and SEAK Move from Division of Sport Fish to Division of Commercial Fisheries	2,144.0	3,272.5	3,272.5
3015	Inter-Agency	FishGm - Wildlife Conservation (473)	Wildlife Conservation RSAs: Assert	214.6	327.7	327.7

Inter-Agency Services (1682)
Department of Fish and Game

Component: Sport Fisheries (464)

Object Class	Servicing Agency	Explanation	FY2022 Actuals	FY2023 Management Plan	FY2024 Governor
Conservation/Environmental		& Protect State Rights, Access and Defense, Access & State Rights Program Coordination, Subsistence Liaison Services			
3015 Inter-Agency Conservation/Environmental	NatRes - Department-wide	Natural Resources RSAs: Dingell-Johnson Boating Access Repairs & Maintenance, Dingell Johnson Angler Access, and Management of Ninilchik River Scenic Overlook Coop Agreement	499.7	770.9	770.9
3015 Inter-Agency Conservation/Environmental	Trans - Department-wide	DOT RSAs: Chitna O'Brien Creek Area Public Services and Access Maintenance	95.0	146.6	146.6
3015 Inter-Agency Conservation/Environmental	Univ - Department-wide	University RSAs: AK Waterbody Prioritization for Early Detection Monitoring for AIS, UAF Noatak Dolly Varden Support, Alaska Cooperative Fisheries and Wildlife Research	73.7	113.5	113.5
3017 Inter-Agency Information Technology Non-Telecommunications	Admin - Department-wide	Information Technology Non-Telecommunications - Adobe, Microsoft and SQL	104.2	159.2	159.2
3021 Inter-Agency Mail	Admin - Department-wide	Regulations Review	5.6	8.6	8.6
3022 Inter-Agency Human Resources	Admin - Department-wide	Human Resources services chargeback	150.6	230.2	230.2
3023 Inter-Agency Building Leases	Trans - Department-wide	Leases chargeback	572.5	875.0	875.0
3024 Inter-Agency Legal	Law - Department-wide	Regulations Review	9.1	13.9	13.9
3026 Inter-Agency Insurance	Admin - Department-wide	Risk management, and property insurance	164.9	252.0	252.0
3027 Inter-Agency Financial	Admin - Department-wide	State payroll (HRM) and accounting (IRIS & ALDER) systems chargeback	36.1	55.2	55.2
3028 Inter-Agency Americans with Disabilities Act Compliance	Admin - Department-wide	Americans with Disabilities Act (ADA) chargeback	2.3	3.5	3.5
3037 State Equipment Fleet	Trans - Department-wide	State Equipment Fleet	471.9	721.2	721.2

Personal Services Expenditure Detail
Department of Fish and Game

Scenario: FY2024 Governor (19867)
Component: Sport Fisheries (464)
RDU: Sport Fisheries (145)

PCN	Job Class Title	Time Status	Retire Code	Barg Unit	Location	Salary Sched	Range / Step	Comp Months	Split / Count	Annual Salaries	COLA	Premium Pay	Annual Benefits	Total Costs	UGF Amount
11-0253	Accounting Technician 3	FT	A	GP	Juneau	205	16J	12.0		72,657	2,584	2,235	47,450	124,926	0
11-0420	Fish & Game Program Technician	FT	A	GP	Kotzebue	260	12G	2.4	*	16,045	554	0	9,895	26,494	0
11-1060	Fish & Wildlife Technician 2	PT	A	GP	Petersburg	200	9A	1.0		2,876	99	0	2,676	5,651	2,260
11-1125	Fish & Wildlife Technician 3	PT	A	GP	Yakutat	200	11B / C	7.0		23,670	817	0	14,534	39,021	0
11-1365	Habitat Biologist 3	FT	A	GP	Anchorage	200	18C / D	12.0		68,642	2,368	0	45,076	116,086	40,630
11-1443	Fish & Game Program Technician	PT	A	GP	Haines	200	12J	2.6	*	11,519	397	0	8,492	20,408	0
11-1454	Fish & Wildlife Technician 3	PT	A	GP	Petersburg	200	11A / B	2.5		8,258	339	1,558	5,708	15,863	0
11-1465	Office Assistant 2	PT	A	GP	Homer	200	10A	6.0	*	18,311	632	0	16,456	35,399	0
11-1502	Fish & Wildlife Technician 3	PT	A	GP	Yakutat	200	11A / B	4.6		15,029	540	623	9,588	25,780	0
11-1627	Fish & Wildlife Technician 2	PT	A	GP	Glennallen	200	9B / C	3.0		8,901	307	0	8,131	17,339	0
11-1655	Fish & Wildlife Technician 2	PT	A	GP	Glennallen	200	9B	3.0		8,892	448	4,104	9,687	23,131	0
11-1706	Fish & Wildlife Technician 3	PT	A	GP	Haines	200	11E	1.0		3,663	301	5,071	4,110	13,145	0
11-1724	Fish & Wildlife Technician 3	PT	A	GP	Douglas	205	11B	5.0		17,542	605	0	14,580	32,727	32,727
11-1736	Fishery Biologist 2	FT	A	SS	Fairbanks	203	16K	8.5	**	54,279	749	0	35,972	91,000	6,370
11-1788	Fish & Wildlife Technician 2	PT	A	GP	Palmer	200	9E / F	2.0		6,682	289	1,696	6,349	15,016	5,256
11-1793	Fish & Wildlife Technician 3	PT	A	GP	Soldotna	200	11G / J	4.0		16,039	606	1,521	13,004	31,170	0
11-1863	Fish & Wildlife Technician 2	PT	A	GP	Yakutat	200	9A	2.0		5,753	240	1,194	4,222	11,409	0
11-1867	Fish & Wildlife Technician 2	PT	A	GP	Sitka	205	9B / C	5.0		15,893	548	0	9,996	26,437	26,437
11-1869	Fish & Wildlife Technician 3	PT	A	GP	Wrangell	200	11G	4.5		17,587	607	0	10,244	28,438	11,375
11-1936	Fish & Wildlife Technician 3	PT	A	GP	Craig	200	11C	6.0		20,631	734	634	12,828	34,827	10,448
11-1960	Fishery Biologist 3	FT	A	SS	Anchorage	99	18S	12.0		112,705	1,555	0	64,489	178,749	0
11-2072	Fish & Game Program Technician	FT	A	GP	Cordova	211	12J / K	6.0	*	29,942	1,033	0	20,874	51,849	0
11-2116	Fish & Game Program Technician	FT	A	GP	Glennallen	200	12B	6.0	**	21,597	745	0	17,704	40,046	0
11-2118	Fish & Game Program Technician	FT	A	GP	King Salmon	250	12B	2.4	*	12,938	446	0	8,715	22,099	0
11-4001	Division Director - Px	FT	A	XE	Anchorage	N00	27J	12.0		133,322	0	0	72,178	205,500	0
11-4003	Fish & Game Coordinator	FT	A	SS	Douglas	99	22N	12.0		136,934	1,890	0	73,694	212,518	0
11-4005	Habitat Biologist 3	FT	A	GP	Anchorage	200	18G	12.0		75,972	2,621	0	47,860	126,453	44,259
11-4006	Admn OPS Mgr 1	FT	A	SS	Juneau	205	22E / F	12.0		106,621	1,471	0	62,178	170,270	0
11-4008	Fishery Biologist 3	FT	A	SS	Douglas	205	18K	12.0		88,109	1,216	0	55,145	144,470	0
11-4010	Fish & Game Coordinator	FT	A	SS	Anchorage	99	22N	12.0		130,397	1,799	0	71,210	203,406	0
11-4011	Fishery Biologist 4	FT	A	SS	Anchorage	200	20L	12.0		98,946	1,365	0	59,262	159,573	0
11-4014	Fishery Biologist 3	FT	A	SS	Palmer	99	18N / O	12.0		94,001	1,297	0	57,384	152,682	0
11-4019	Fish & Game Coordinator	FT	A	SS	Anchorage	200	22L / M	12.0		113,160	1,561	0	64,662	179,383	0
11-4020	Fishery Biologist 3	FT	A	SS	Soldotna	200	18E / F	12.0		77,503	1,069	0	51,116	129,688	0

Note: If a position is split, an asterisk (*) will appear in the Split/Count column. If the split position is also counted in the component, two asterisks (**) will appear in this column. [No valid job title] appearing in the Job Class Title indicates that the PCN has an invalid class code or invalid range for the class code effective date of this scenario.

Personal Services Expenditure Detail
Department of Fish and Game

Scenario: FY2024 Governor (19867)
Component: Sport Fisheries (464)
RDU: Sport Fisheries (145)

PCN	Job Class Title	Time Status	Retire Code	Barg Unit	Location	Salary Sched	Range / Step	Comp Months	Split / Count	Annual Salaries	COLA	Premium Pay	Annual Benefits	Total Costs	UGF Amount
11-4021	Fish & Wildlife Technician 3	PT	A	GP	Gustavus	100	11A / B	5.0		16,559	571	0	14,207	31,337	0
11-4022	Fish & Game Coordinator	FT	A	SS	Sitka	205	22D / E	12.0		104,008	1,435	0	61,185	166,628	0
11-4023	Fishery Biologist 3	FT	A	SS	Soldotna	99	18P / Q	12.0		101,337	1,398	0	60,171	162,906	0
11-4024	Fishery Biologist 3	FT	A	SS	Anchorage	200	18E / F	12.0		77,262	1,066	0	51,024	129,352	0
11-4025	Biometrician 3	FT	A	GP	Anchorage	200	20D / E	12.0		79,860	2,755	0	49,337	131,952	0
11-4026	Fish & Game Coordinator	FT	A	SS	Fairbanks	203	22K / L	12.0		116,153	1,603	0	65,799	183,555	0
11-4028	Fishery Biologist 3	FT	A	GP	Fairbanks	99	18P / Q	12.0		104,978	3,622	25	58,889	167,514	0
11-4029	Fishery Biologist 3	FT	A	SS	Fairbanks	203	18P	12.0		101,400	1,403	270	60,297	163,370	0
11-4031	Fishery Biologist 3	FT	A	SS	Kodiak	211	18J / K	12.0		93,142	1,285	0	57,057	151,484	0
11-4035	Fish & Wildlife Technician 2	PT	A	GP	Palmer	200	9E / F	1.0		3,341	174	1,696	3,497	8,708	3,048
11-4036	Administrative Officer 1	FT	A	SS	Fairbanks	203	17F / J	12.0		77,754	1,073	0	51,211	130,038	0
11-4041	Fish & Wildlife Technician 5	PT	A	GP	Fairbanks	203	14N	11.0		64,475	2,538	9,107	45,369	121,489	25,513
11-4042	Division Operations Manager	FT	A	SS	Juneau	205	24L / M	12.0		139,357	1,923	0	74,614	215,894	0
11-4043	Fishery Biologist 3	FT	A	GP	Fairbanks	203	18Q / R	12.0		102,637	3,543	71	58,017	164,268	0
11-4044	Fishery Biologist 3	FT	A	SS	Glennallen	99	18N / O	12.0		96,171	1,327	0	58,208	155,706	14,014
11-4045	Fishery Biologist 2	FT	A	SS	Palmer	200	16K / L	12.0		74,894	1,033	0	50,125	126,052	0
11-4046	Information Officer 1	FT	A	GP	Anchorage	200	14M / N	12.0		66,162	2,388	3,052	45,293	116,895	0
11-4047	Fish & Game Program Technician	FT	A	GP	Soldotna	200	12C	6.0	**	22,268	839	2,057	18,740	43,904	0
11-4050	Fishery Biologist 3	FT	A	SS	Sitka	99	18P	12.0		105,959	1,464	100	61,964	169,487	0
11-4052	Asst Dir F&G	FT	A	SS	Juneau	99	22O	12.0		142,747	1,970	0	75,902	220,619	0
11-4053	Fish & Game Program Technician	FT	A	GP	Kodiak	211	12G	6.0	**	27,827	962	50	20,090	48,929	0
11-4058	Accountant 4	FT	A	SS	Juneau	205	20L / M	12.0		105,591	1,457	0	61,787	168,835	0
11-4062	Fish & Wildlife Technician 2	PT	A	GP	Kodiak	211	9A	1.0		3,193	164	1,556	3,387	8,300	0
11-4063	Asst Dir F&G	FT	A	SS	Anchorage	99	22P	12.0		131,620	1,816	0	71,675	205,111	0
11-4066	Accounting Technician 1	FT	A	GP	Anchorage	200	12E / F	12.0		48,123	1,710	1,443	37,829	89,105	0
11-4069	Fishery Biologist 2	FT	A	SS	Fairbanks	203	16E / F	12.0		69,469	976	1,230	48,531	120,206	0
11-4070	Administrative Assistant 2	FT	A	GP	Fairbanks	203	14G / J	12.0		60,936	2,165	1,827	42,842	107,770	0
11-4071	Administrative Officer 1	FT	A	SS	Anchorage	200	17F	12.0		73,549	1,015	0	49,614	124,178	0
11-4073	Fishery Biologist 4	FT	A	SS	Douglas	99	20O	12.0		116,631	1,609	0	65,981	184,221	0
11-4075	Fishery Biologist 3	FT	A	SS	Fairbanks	203	18D / E	12.0		77,190	1,065	0	50,997	129,252	0
11-4076	Fishery Biologist 4	FT	A	SS	Fairbanks	203	20O	12.0		112,195	1,548	11	64,300	178,054	0
11-4078	Fish & Wildlife Technician 4	FT	A	GP	Douglas	205	13F / G	12.0		55,738	2,026	2,982	41,306	102,052	0
11-4079	Fishery Biologist 2	PT	A	SS	Delta Junction	200	16L / M	11.5		72,946	1,008	130	48,531	122,615	0
11-4080	Fish & Wildlife Technician 3	PT	A	GP	Palmer	200	11A	2.0		6,494	638	11,988	10,188	29,308	0
11-4088	Fish & Wildlife Technician 2	PT	A	GP	Douglas	205	9B / C	5.0		15,569	541	106	9,913	26,129	13,065

Note: If a position is split, an asterisk (*) will appear in the Split/Count column. If the split position is also counted in the component, two asterisks (**) will appear in this column. [No valid job title] appearing in the Job Class Title indicates that the PCN has an invalid class code or invalid range for the class code effective date of this scenario.

Personal Services Expenditure Detail
Department of Fish and Game

Scenario: FY2024 Governor (19867)
Component: Sport Fisheries (464)
RDU: Sport Fisheries (145)

PCN	Job Class Title	Time Status	Retire Code	Barg Unit	Location	Salary Sched	Range / Step	Comp Months	Split / Count	Annual Salaries	COLA	Premium Pay	Annual Benefits	Total Costs	UGF Amount
11-4089	Fishery Biologist 1	PT	A	GP	Homer	200	14J / K	10.5		53,155	1,860	768	37,109	92,892	20,436
11-4092	Fish & Wildlife Technician 2	PT	A	GP	Douglas	205	9J / K	5.0		18,987	709	1,575	11,770	33,041	0
11-4095	Fish & Wildlife Technician 3	PT	A	GP	Fairbanks	203	11D / E	10.5		38,878	1,459	3,402	32,686	76,425	2,293
11-4096	Information Officer 2	FT	A	GP	Douglas	205	17C / D	12.0		67,277	2,321	0	44,557	114,155	0
11-4098	Fishery Biologist 4	FT	A	SS	Anchorage	200	20E / F	12.0		88,681	1,224	0	55,363	145,268	0
11-4103	Research Analyst 2	FT	A	GP	Douglas	99	16O	12.0		87,789	3,094	1,890	53,068	145,841	61,253
11-4106	Fish & Wildlife Technician 4	PT	A	GP	Glennallen	200	13F	5.0		21,669	1,024	8,001	19,188	49,882	8,979
11-4109	Fishery Biologist 3	FT	A	SS	Haines	200	18C	12.0		71,074	981	0	48,674	120,729	0
11-4110	Fishery Biologist 2	FT	A	SS	Ketchikan	200	16L	12.0		75,691	1,045	50	50,447	127,233	0
11-4114	Fish & Wildlife Technician 2	PT	A	GP	Ketchikan	200	9B	3.0		8,892	310	82	5,784	15,068	15,068
11-4115	Fishery Biologist 2	FT	A	SS	Douglas	99	16Q / R	12.0		99,018	1,366	0	59,290	159,674	0
11-4119	Biometrician 2	FT	A	GP	Fairbanks	203	19B / C	12.0		71,926	2,481	0	46,323	120,730	0
11-4120	Publications Technician 2	FT	A	GP	Fairbanks	203	13N	12.0		65,696	2,266	0	43,957	111,919	0
11-4121	Fish & Game Program Technician	FT	A	GP	Palmer	200	12C / D	12.0		44,121	1,569	1,352	36,274	83,316	0
11-4122	Fish & Wildlife Technician 2	PT	A	GP	Valdez	211	9B	3.0		9,872	356	444	8,669	19,341	19,341
11-4123	Fish & Wildlife Technician 3	PT	A	GP	Glennallen	200	11C	4.0		13,754	719	7,095	14,253	35,821	0
11-4124	Fish & Wildlife Technician 3	PT	A	GP	Homer	200	11A	4.0		12,987	464	450	11,438	25,339	25,339
11-4125	Fishery Biologist 1	FT	A	GP	Soldotna	200	14J	11.0	**	55,091	2,020	3,469	39,662	100,242	0
11-4128	Fish & Wildlife Technician 3	PT	A	GP	Dillingham	237	11B	2.0		9,155	736	12,169	11,267	33,327	0
11-4129	Fish & Wildlife Technician 2	PT	A	GP	Fairbanks	203	9B / C	4.0		12,365	470	1,268	11,512	25,615	0
11-4130	Fish & Wildlife Technician 3	PT	A	GP	Palmer	200	11A	3.0		9,740	460	3,596	9,816	23,612	0
11-4131	Fishery Biologist 2	FT	A	GP	Soldotna	200	16J / K	12.0		71,074	2,452	0	46,000	119,526	29,882
11-4132	Fish & Wildlife Technician 2	PT	A	GP	Dillingham	237	9A	2.0		7,881	312	1,164	6,603	15,960	0
11-4135	Fish & Game Program Technician	FT	A	GP	Douglas	205	12C / D	12.0		46,999	1,683	1,775	37,528	87,985	0
11-4136	Fishery Biologist 3	FT	A	SS	Anchorage	200	18N	12.0		92,352	1,274	0	56,757	150,383	0
11-4137	Fishery Biologist 2	FT	A	SS	Glennallen	99	16P	12.0		88,563	1,227	350	55,451	145,591	0
11-4138	Fish & Wildlife Technician 2	PT	A	GP	Glennallen	200	9B	3.0		8,892	468	4,681	9,906	23,947	0
11-4139	Fish & Wildlife Technician 2	PT	A	GP	Palmer	200	9C	6.0		18,311	700	1,971	17,204	38,186	11,838
11-4141	Fish & Wildlife Technician 2	PT	A	GP	Palmer	200	9B	3.0		8,892	326	547	8,336	18,101	0
11-4142	Fish & Wildlife Technician 2	PT	A	GP	Kodiak	211	9A	4.0		12,773	476	1,016	11,571	25,836	25,836
11-4143	Fish & Wildlife Technician 2	PT	N	GP	Palmer	200	9A	1.0		2,876	96	510	2,020	5,502	0
11-4144	Fish & Wildlife Technician 2	PT	A	GP	Palmer	200	9B / C	5.0		14,899	562	1,382	14,101	30,944	0
11-4146	Fish & Wildlife Technician 2	PT	A	GP	Soldotna	200	9B	4.0		11,856	419	284	10,945	23,504	0
11-4147	Habitat Biologist 3	FT	A	GP	Anchorage	200	18E / F	12.0		73,432	2,533	0	46,895	122,860	0
11-4148	Fishery Biologist 1	FT	A	GP	Palmer	200	14K	12.0		62,049	2,190	1,431	43,115	108,785	0
11-4149	Fish & Wildlife Technician 2	PT	A	GP	Soldotna	200	9C	2.0	**	6,104	232	634	5,726	12,696	0
11-4150	Fish & Wildlife Technician 3	PT	A	GP	Palmer	200	11C	5.0		17,193	670	2,220	15,291	35,374	0

Note: If a position is split, an asterisk (*) will appear in the Split/Count column. If the split position is also counted in the component, two asterisks (**) will appear in this column. [No valid job title] appearing in the Job Class Title indicates that the PCN has an invalid class code or invalid range for the class code effective date of this scenario.

Personal Services Expenditure Detail
Department of Fish and Game

Scenario: FY2024 Governor (19867)
Component: Sport Fisheries (464)
RDU: Sport Fisheries (145)

PCN	Job Class Title	Time Status	Retire Code	Barg Unit	Location	Salary Sched	Range / Step	Comp Months	Split / Count	Annual Salaries	COLA	Premium Pay	Annual Benefits	Total Costs	UGF Amount
11-4151	Fish & Wildlife Technician 3	PT	A	GP	Palmer	200	11G	4.0		15,633	614	2,173	13,097	31,517	0
11-4152	Fish & Wildlife Technician 3	PT	A	GP	Palmer	200	11A	4.0		12,987	531	2,393	12,176	28,087	0
11-4154	Fish & Wildlife Technician 3	PT	A	GP	Homer	200	11A / B	2.0		6,682	262	913	6,052	13,909	13,909
11-4155	Fish & Wildlife Technician 3	PT	A	GP	Soldotna	200	11D / E	10.0		35,489	1,241	490	29,501	66,721	0
11-4157	Fish & Wildlife Technician 3	PT	A	GP	Seward	200	11J	4.0		16,283	577	457	12,692	30,009	30,009
11-4158	Fishery Biologist 2	FT	A	SS	Palmer	200	16M	12.0		78,146	1,079	75	51,389	130,689	0
11-4159	Fishery Biologist 2	FT	A	SS	Palmer	200	16L / M	12.0		77,737	1,073	0	51,205	130,015	0
11-4160	Fishery Biologist 2	FT	A	SS	Soldotna	200	16C / D	12.0		62,049	856	0	45,245	108,150	0
11-4163	Fish & Wildlife Technician 4	PT	A	GP	Palmer	200	13J	10.0		46,751	2,208	17,262	40,151	106,372	26,593
11-4164	Fishery Biologist 3	FT	A	SS	Palmer	200	18F / J	12.0		80,413	1,110	0	52,221	133,744	33,436
11-4165	Fishery Biologist 2	FT	A	SS	Soldotna	200	16K / L	12.0		73,798	1,018	0	49,708	124,524	0
11-4166	Fishery Biologist 2	FT	A	SS	Soldotna	200	16J / K	12.0		72,433	1,000	66	49,215	122,714	0
11-4168	Office Assistant 1	PT	A	GP	Soldotna	200	8B / C	5.0		13,972	837	10,284	17,131	42,224	0
11-4169	Fish & Game Program Technician	PT	A	GP	Dillingham	237	12A	3.0		14,133	488	0	10,119	24,740	0
11-4170	Fishery Biologist 2	FT	A	SS	Kodiak	99	16Q / R	12.0		108,730	1,500	0	62,979	173,209	0
11-4171	Fish & Wildlife Technician 3	PT	A	GP	Homer	200	11K	2.0		8,405	290	0	6,360	15,055	0
11-4172	Fishery Biologist 4	FT	A	SS	Anchorage	200	20F	12.0		89,898	1,241	0	55,825	146,964	0
11-4175	Fish & Wildlife Technician 2	PT	A	GP	Homer	200	9B / C	7.0		21,020	773	1,381	19,593	42,767	0
11-4176	Fish & Wildlife Technician 3	PT	A	GP	Glennallen	200	11B	3.0		10,023	367	616	8,791	19,797	0
11-4177	Fishery Biologist 4	FT	A	GP	Anchorage	200	20E / F	12.0		82,567	2,848	0	50,366	135,781	0
11-4178	Fish & Game Program Technician	FT	A	GP	Anchorage	200	12D / E	12.0		46,098	1,590	0	36,511	84,199	0
11-4183	Research Analyst 3	FT	A	GP	Anchorage	200	18N	12.0		89,915	3,102	0	53,157	146,174	0
11-4184	Fish & Wildlife Technician 3	PT	A	GP	Glennallen	200	11E	2.0		7,326	329	2,197	6,784	16,636	0
11-4185	Fish & Wildlife Technician 3	PT	A	GP	Fairbanks	203	11B	2.0	**	6,884	292	1,589	6,385	15,150	1,667
11-4186	Fishery Biologist 1	PT	A	SS	Fairbanks	203	14B	10.0		44,599	642	1,929	35,736	82,906	0
11-4187	Biometrician 4	FT	A	SS	Anchorage	200	22K / L	12.0		112,206	1,548	0	64,300	178,054	0
11-4190	Fishery Biologist 1	FT	A	GP	Soldotna	200	14J	12.0		60,099	2,073	0	41,830	104,002	0
11-4191	Office Assistant 2	FT	A	GP	Anchorage	200	10F / G	12.0		43,894	1,514	0	35,674	81,082	0
11-4193	Fishery Biologist 2	FT	A	SS	Glennallen	200	16K / L	12.0		75,492	1,042	0	50,352	126,886	16,495
11-4195	Fish & Wildlife Technician 3	PT	A	GP	Soldotna	200	11B / C	5.5		18,561	693	1,536	16,343	37,133	0
11-4196	Fishery Biologist 3	FT	A	SS	Craig	99	18P / Q	12.0		97,525	1,347	126	58,770	157,768	0
11-4199	Fishery Biologist 3	FT	A	SS	Yakutat	200	18N / O	12.0		93,350	1,288	0	57,136	151,774	0
11-4200	Fishery Biologist 1	PT	A	GP	Dillingham	237	14B / C	6.0		33,573	1,158	0	22,254	56,985	0
11-4201	Fish & Wildlife Technician 3	PT	A	GP	Delta Junction	200	11J / K	3.3	**	13,814	522	1,317	10,973	26,626	0
11-4203	Biometrician 1	FT	A	GP	Anchorage	200	17C / D	12.0		62,159	2,144	0	42,613	106,916	0
11-4205	Fishery Biologist 2	FT	A	SS	Palmer	200	16K	12.0		73,299	1,011	0	49,519	123,829	22,289

Note: If a position is split, an asterisk (*) will appear in the Split/Count column. If the split position is also counted in the component, two asterisks (**) will appear in this column. [No valid job title] appearing in the Job Class Title indicates that the PCN has an invalid class code or invalid range for the class code effective date of this scenario.

Personal Services Expenditure Detail
Department of Fish and Game

Scenario: FY2024 Governor (19867)
Component: Sport Fisheries (464)
RDU: Sport Fisheries (145)

PCN	Job Class Title	Time Status	Retire Code	Barg Unit	Location	Salary Sched	Range / Step	Comp Months	Split / Count	Annual Salaries	COLA	Premium Pay	Annual Benefits	Total Costs	UGF Amount
11-4206	Fish & Wildlife Technician 3	PT	A	GP	Homer	200	11B / C	7.0		23,875	834	300	20,267	45,276	0
11-4207	Biometrician 3	FT	A	GP	Anchorage	200	20D / E	12.0		79,960	2,758	0	49,375	132,093	0
11-4208	Habitat Biologist 1	FT	A	GP	Anchorage	200	14C / D	12.0		51,071	1,762	0	38,401	91,234	13,685
11-4210	Fish & Wildlife Technician 2	PT	A	GP	Dillingham	237	9A	2.0		7,881	322	1,455	6,713	16,371	0
11-4211	Fish & Wildlife Technician 2	PT	A	GP	Craig	200	9A / B	5.0		14,460	563	1,858	10,157	27,038	0
11-4212	Fish & Wildlife Technician 2	PT	A	GP	Palmer	200	9A / B	6.0		17,424	665	1,858	16,825	36,772	11,032
11-4213	Fish & Wildlife Technician 2	PT	A	GP	Soldotna	200	9A / B	4.0		11,549	412	398	10,872	23,231	0
11-4214	Fish & Wildlife Technician 2	PT	A	GP	Soldotna	200	9A	1.5	**	4,314	169	597	4,241	9,321	0
11-4217	Fish & Wildlife Technician 3	PT	A	GP	Palmer	200	11B	3.0		10,023	457	3,238	9,788	23,506	0
11-4221	Fishery Biologist 4	FT	A	SS	Anchorage	99	20Q	12.0		119,603	1,650	0	67,110	188,363	0
11-4223	Administrative Assistant 2	FT	A	GP	Douglas	205	14E / F	12.0		58,305	2,071	1,740	41,810	103,926	0
11-4224	Fishery Biologist 3	FT	A	SS	Palmer	99	18O	12.0		97,261	1,342	0	58,622	157,225	0
11-4226	Analyst/Programmer 4	FT	A	GP	Anchorage	200	20D / E	12.0		79,060	2,727	0	49,034	130,821	0
11-4228	Office Assistant 2	FT	A	GP	Anchorage	200	10F / G	12.0		42,648	1,471	0	35,201	79,320	0
11-4232	Fishery Biologist 3	FT	A	SS	Dillingham	237	18E / F	12.0		105,193	1,452	0	61,635	168,280	0
11-4235	Fishery Biologist 3	FT	A	SS	Fairbanks	203	18N / O	9.0	**	72,888	1,006	4	43,946	117,844	7,071
11-4237	Fish & Wildlife Technician 3	PT	A	GP	Fairbanks	203	11B	2.0		6,884	237	0	5,782	12,903	0
11-4239	Fishery Biologist 3	FT	A	SS	Homer	200	18K / L	12.0		86,632	1,196	14	54,589	142,431	0
11-4241	Fish & Wildlife Technician 2	PT	A	GP	Kodiak	211	9A	3.0		9,579	365	1,002	8,769	19,715	0
11-4242	Fish & Wildlife Technician 2	PT	A	GP	Dillingham	237	9A	1.0		3,941	146	291	3,191	7,569	0
11-4243	Fishery Biologist 3	FT	A	SS	Anchorage	200	18K / L	12.0		84,248	1,167	300	53,792	139,507	0
11-4246	Accounting Technician 1	FT	A	GP	Anchorage	200	12B / C	12.0		43,312	1,539	1,308	35,950	82,109	0
11-4247	Fish & Wildlife Technician 2	PT	A	GP	Fairbanks	203	9A	3.0		8,887	344	1,093	8,541	18,865	0
11-4248	Fish & Wildlife Technician 2	PT	A	GP	Fairbanks	203	9B	3.0		9,160	389	2,113	9,032	20,694	0
11-4249	Fish & Wildlife Technician 3	PT	A	GP	Soldotna	200	11A	4.0		12,987	471	674	11,523	25,655	0
11-4250	Fishery Biologist 2	FT	A	SS	Fairbanks	203	16J / K	12.0		74,208	1,027	250	49,959	125,444	0
11-4252	Fish & Wildlife Technician 2	PT	A	GP	Palmer	200	9B / C	6.0		17,872	674	1,656	16,918	37,120	0
11-4253	Fish & Wildlife Technician 3	PT	A	GP	Soldotna	200	11K	4.0		16,809	600	573	12,936	30,918	0
11-4254	Fishery Biologist 3	FT	A	GP	Fairbanks	99	18O / P	12.0		100,192	3,456	0	57,062	160,710	0
11-4255	Fishery Biologist 1	PT	A	GP	Fairbanks	203	14B / C	10.5	**	43,834	1,579	1,928	34,009	81,350	814
11-4256	Fishery Biologist 1	PT	A	GP	Anchorage	200	14F / G	9.0		43,097	1,525	1,104	31,041	76,767	8,444
11-4257	Fish & Wildlife Technician 2	PT	A	GP	Yakutat	200	9A	4.0		11,505	443	1,327	8,041	21,316	0
11-4258	Fish & Game Program Technician	FT	A	GP	Sitka	99	12O	12.0		66,281	2,462	5,098	46,116	119,957	0
11-4262	Program Coordinator 2	FT	A	GP	Anchorage	200	20G	12.0		86,775	2,994	0	51,964	141,733	0
11-4265	Administrative Assistant 2	FT	A	GP	Anchorage	200	14G	12.0		57,662	2,050	1,774	41,578	103,064	0
11-4267	Research Analyst 3	FT	A	GP	Anchorage	200	18B / C	12.0		64,950	2,241	0	43,673	110,864	0
11-4269	Fishery Biologist 3	FT	A	SS	Ketchikan	200	18M / N	12.0		90,047	1,243	50	55,900	147,240	0
11-4270	Fish & Game Program	FT	A	GP	Ketchikan	200	12G / J	12.0		51,020	1,813	1,542	38,967	93,342	0

Note: If a position is split, an asterisk (*) will appear in the Split/Count column. If the split position is also counted in the component, two asterisks (**) will appear in this column. [No valid job title] appearing in the Job Class Title indicates that the PCN has an invalid class code or invalid range for the class code effective date of this scenario.

Personal Services Expenditure Detail
Department of Fish and Game

Scenario: FY2024 Governor (19867)
Component: Sport Fisheries (464)
RDU: Sport Fisheries (145)

PCN	Job Class Title	Time Status	Retire Code	Barg Unit	Location	Salary Sched	Range / Step	Comp Months	Split / Count	Annual Salaries	COLA	Premium Pay	Annual Benefits	Total Costs	UGF Amount
	Technician														
11-4271	Administrative Officer 2	FT	A	SS	Anchorage	200	19F / J	12.0		86,882	1,199	0	54,679	142,760	0
11-4272	Fish & Wildlife Technician 2	PT	A	GP	Sitka	205	9A	5.0		15,104	539	529	9,897	26,069	0
11-4273	Fish & Wildlife Technician 2	PT	A	GP	Sitka	205	9A / B	6.0		18,298	649	518	11,898	31,363	31,363
11-4274	Fish & Wildlife Technician 2	PT	A	GP	Ketchikan	200	9A	4.0		11,505	425	803	7,842	20,575	0
11-4275	Fish & Wildlife Technician 2	PT	A	GP	Ketchikan	200	9A	5.0		14,381	529	949	9,782	25,641	12,564
11-4277	Office Assistant 2	FT	A	GP	Anchorage	200	10J / K	12.0		46,014	1,587	0	36,479	84,080	0
11-4278	Fisheries Scientist 2	FT	A	SS	Anchorage	200	24D / E	12.0		113,591	1,567	0	64,826	179,984	0
11-4279	Fish & Wildlife Technician 2	PT	A	GP	Fairbanks	203	9A	1.0		2,962	272	4,917	4,576	12,727	0
11-4284	Fish & Wildlife Technician 3	PT	A	GP	Kodiak	211	11C	6.0	**	22,903	855	1,886	18,917	44,561	0
11-4285	Fish & Wildlife Technician 2	PT	A	GP	Palmer	200	9A	3.0		8,629	394	2,787	9,087	20,897	0
11-4286	Fish & Wildlife Technician 3	PT	A	GP	Palmer	200	11A	4.0		12,987	686	6,893	13,885	34,451	0
11-4288	Fish & Wildlife Technician 2	PT	A	GP	Palmer	200	9A	4.0		11,505	445	1,382	11,229	24,561	0
11-4289	Fishery Biologist 2	FT	A	SS	Homer	200	16D / E	12.0		64,882	897	100	46,359	112,238	0
11-4292	Fish & Wildlife Technician 2	PT	A	GP	Palmer	200	9A	2.0		5,753	262	1,842	6,052	13,909	0
11-4293	Fish & Wildlife Technician 2	PT	A	GP	Palmer	200	9A	2.0		5,753	409	6,106	7,672	19,940	0
11-4294	Habitat Biologist 3	FT	A	GP	Anchorage	200	18F / G	12.0		75,489	2,611	200	47,753	126,053	21,429
11-4297	Fish & Wildlife Technician 2	PT	A	GP	Homer	200	9A	2.0		5,753	220	633	5,592	12,198	0
11-4298	Fish & Wildlife Technician 3	PT	A	GP	Homer	200	11B / C	11.0		36,800	1,275	150	31,453	69,678	0
11-4299	Fish & Wildlife Technician 3	PT	A	GP	Homer	200	11B	5.2	**	17,634	641	939	15,289	34,503	0
11-4300	Fish & Wildlife Technician 2	PT	A	GP	Homer	200	9C	3.2	**	9,809	348	283	8,900	19,340	0
11-4301	Fish & Wildlife Technician 2	PT	A	GP	Soldotna	200	9B	4.0		11,856	423	410	10,993	23,682	0
11-4302	Fishery Biologist 1	FT	A	GP	Palmer	200	14J / K	12.0		60,262	2,144	1,895	42,612	106,913	0
11-4303	Fish & Wildlife Technician 2	PT	A	GP	Fairbanks	203	9A / B	2.0	**	6,061	262	1,539	6,054	13,916	1,809
11-4305	Fish & Wildlife Technician 2	PT	A	GP	Soldotna	200	9E	4.0		12,987	459	323	11,389	25,158	0
11-4306	Fish & Wildlife Technician 2	PT	A	GP	Soldotna	200	9B	4.0		11,856	423	410	10,993	23,682	0
11-4307	Fish & Wildlife Technician 2	PT	A	GP	Anchorage	200	9C / D	11.0		33,605	1,218	1,690	30,824	67,337	6,060
11-4308	Fish & Wildlife Technician 2	PT	A	GP	Palmer	200	9A	2.0		5,753	232	979	5,724	12,688	0
11-4311	Fishery Biologist 1	PT	A	GP	Homer	200	14A	6.0		23,449	822	375	18,550	43,196	0
11-4312	Accounting Technician 1	FT	A	GP	Fairbanks	203	12C / D	12.0		46,064	1,637	1,393	37,028	86,122	0
11-4315	Analyst/Programmer 4	FT	A	GP	Anchorage	99	20O / P	12.0		111,471	3,845	0	61,346	176,662	0
11-4316	Analyst/Programmer 5	FT	A	SS	Anchorage	200	22O	12.0		124,384	1,716	0	68,926	195,026	0
11-4320	Engineer 2, Dec	FT	A	SS	Anchorage	99	23P / Q	12.0		143,934	1,986	0	76,353	222,273	77,796
11-4321	Fishery Biologist 3	FT	A	GP	Douglas	205	18Q / R	12.0		104,919	3,675	1,599	59,465	169,658	52,594
11-4323	Fish & Wildlife Technician 2	PT	A	GP	Douglas	205	9B	6.0		18,671	718	2,154	12,661	34,204	0
11-4329	Fish & Wildlife Technician 2	PT	A	GP	Craig	200	9B / C	5.0		14,978	685	4,891	11,506	32,060	12,824
11-4331	Fish & Wildlife Technician 3	PT	A	GP	Craig	200	11A	3.0		9,740	367	899	8,791	19,797	0
11-4333	Fish & Wildlife Technician 3	PT	A	GP	Elfin Cove	200	11A	3.0		9,740	371	1,020	6,463	17,594	11,788
11-4335	Fish & Wildlife Technician 3	PT	A	GP	Anchorage	200	11D / E	11.0		39,163	1,506	4,481	33,996	79,146	0

Note: If a position is split, an asterisk (*) will appear in the Split/Count column. If the split position is also counted in the component, two asterisks (**) will appear in this column. [No valid job title] appearing in the Job Class Title indicates that the PCN has an invalid class code or invalid range for the class code effective date of this scenario.

Personal Services Expenditure Detail
Department of Fish and Game

Scenario: FY2024 Governor (19867)
Component: Sport Fisheries (464)
RDU: Sport Fisheries (145)

PCN	Job Class Title	Time Status	Retire Code	Barg Unit	Location	Salary Sched	Range / Step	Comp Months	Split / Count	Annual Salaries	COLA	Premium Pay	Annual Benefits	Total Costs	UGF Amount
11-4336	Fish & Wildlife Technician 3	PT	A	GP	Sitka	205	11B	6.0		21,050	841	3,330	14,012	39,233	6,670
11-4342	Habitat Biologist 2	PT	A	GP	Douglas	205	16N / O	11.0		77,370	2,670	15	46,814	126,869	16,493
11-4344	Habitat Biologist 3	FT	A	SS	Douglas	205	18M / N	12.0		95,568	1,319	0	57,979	154,866	10,841
11-4345	Research Analyst 3	FT	A	GP	Anchorage	200	18A / B	12.0		64,253	2,217	0	43,408	109,878	0
11-4346	Fisheries Scientist 1	FT	A	SS	Anchorage	200	22F / J	12.0		105,137	1,451	0	61,614	168,202	0
11-4347	Accounting Technician 3	FT	A	GP	Juneau	205	16K	12.0		75,017	2,668	2,308	48,374	128,367	0
11-4350	Education Associate 3	FT	A	SS	Fairbanks	99	17N / O	12.0		91,794	1,267	56	56,566	149,683	0
11-4352	Publications Specialist 2	FT	A	GP	Anchorage	200	16J / K	12.0		71,355	2,462	0	46,106	119,923	0
11-4354	Fishery Biologist 2	FT	A	GP	Anchorage	200	16K / L	12.0		73,478	2,535	0	46,913	122,926	0
11-4356	Program Coordinator 2	FT	A	SS	Anchorage	200	20C	12.0		81,162	1,120	0	52,506	134,788	0
11-4357	Administrative Assistant 2	FT	A	GP	Anchorage	200	14D / E	12.0		53,504	1,901	1,600	39,933	96,938	0
11-5006	Fishery Biologist 3	FT	A	GP	Anchorage	200	18G / J	12.0		76,103	2,625	0	47,910	126,638	0
11-5010	Fishery Biologist 3	FT	A	GP	Douglas	205	18F / G	12.0		79,368	2,741	100	49,189	131,398	17,082
11-5022	Information System Coordinator	FT	A	GP	Anchorage	200	18C / D	12.0		68,239	2,354	0	44,923	115,516	0
11-5029	Fish & Game Program Technician	PT	A	GP	Yakutat	200	12A	3.0	*	10,316	371	450	8,840	19,977	0
11-5033	Fishery Biologist 2	FT	A	SS	Petersburg	200	16C / D	12.0		63,126	873	169	45,718	109,886	0
11-5046	Biometrician 3	FT	A	GP	Douglas	205	20G / J	12.0		91,283	3,149	0	53,677	148,109	0
11-5047	Fishery Biologist 4	FT	A	SS	Fairbanks	203	20P	12.0		115,835	1,599	40	65,694	183,168	0
11-5072	Information Officer 2	FT	A	SS	Fairbanks	203	17J / K	12.0		78,631	1,085	32	51,557	131,305	0
11-5102	Information Officer 2	FT	A	SS	Anchorage	200	17D / E	12.0		70,477	973	0	48,447	119,897	0
11-5103	Gis Analyst 3	FT	A	SS	Anchorage	200	19K	12.0		89,710	1,238	0	55,753	146,701	11,736
11-5110	Fishery Biologist 2	FT	A	SS	Sitka	205	16B / C	12.0		64,767	895	100	46,316	112,078	0
11-5145	Publications Specialist 3	FT	A	SS	Anchorage	200	19K / L	12.0		92,137	1,271	0	56,675	150,083	0
11-5147	Fishery Biologist 4	FT	A	SS	Juneau	205	20N	12.0		110,781	1,529	0	63,758	176,068	61,624
11-5149	Mts/Bfc Jrny 1	FT	A	LL	Kasilof	2CC	53F	12.0		62,138	2,787	0	42,879	107,804	0
11-5171	Fish & Wildlife Technician 2	PT	A	GP	Palmer	200	9A	1.0		2,876	117	510	2,870	6,373	0
11-5173	Habitat Biologist 1	FT	A	SS	Fairbanks	99	14P / Q	12.0		84,258	1,307	10,456	57,654	153,675	30,735
11-5182	Fishery Biologist 2	FT	A	SS	Anchorage	200	16L	12.0		75,691	1,044	0	50,428	127,163	0
11-5185	Fish & Wildlife Technician 3	PT	A	GP	Anchorage	200	11A	3.0		9,740	373	1,078	8,859	20,050	0
11-5188	Fish & Wildlife Technician 3	PT	A	GP	Soldotna	200	11F	4.0		15,100	569	1,404	12,603	29,676	0
11-5195	Fish & Game Program Technician	FT	A	GP	Petersburg	200	12Q	6.0	*	32,692	1,148	600	22,147	56,587	0
11-5219	Fish & Wildlife Technician 3	PT	A	GP	Soldotna	200	11G	4.0		15,633	599	1,735	12,931	30,898	0
11-5233	Fishery Biologist 1	FT	A	GP	Kodiak	211	14D / E	12.0		57,978	2,000	0	41,024	101,002	0
11-5239	Fish & Wildlife Technician 2	PT	A	GP	Soldotna	200	9B / C	4.0		12,093	431	410	11,083	24,017	0
11-5244	Fishery Biologist 2	FT	A	SS	Soldotna	99	16N / O	12.0		83,331	1,150	0	53,330	137,811	0
11-5247	Fish & Wildlife Technician 3	PT	A	GP	Fairbanks	203	11F / G	10.0		39,159	1,461	3,194	31,922	75,736	0

Note: If a position is split, an asterisk (*) will appear in the Split/Count column. If the split position is also counted in the component, two asterisks (**) will appear in this column. [No valid job title] appearing in the Job Class Title indicates that the PCN has an invalid class code or invalid range for the class code effective date of this scenario.

Personal Services Expenditure Detail
Department of Fish and Game

Scenario: FY2024 Governor (19867)
Component: Sport Fisheries (464)
RDU: Sport Fisheries (145)

PCN	Job Class Title	Time Status	Retire Code	Barg Unit	Location	Salary Sched	Range / Step	Comp Months	Split / Count	Annual Salaries	COLA	Premium Pay	Annual Benefits	Total Costs	UGF Amount
11-5255	Habitat Biologist 4	FT	A	SS	Anchorage	200	20F	12.0		89,898	1,241	0	55,825	146,964	146,964
11-5263	Fish & Wildlife Technician 2	PT	A	GP	Fairbanks	203	9E	2.0		6,689	295	1,852	6,411	15,247	0
11-5264	Fish & Wildlife Technician 4	PT	A	GP	Fairbanks	203	13K	4.0		19,890	789	2,983	15,022	38,684	0
11-5268	Fishery Biologist 2	FT	A	SS	Homer	200	16D / E	12.0		66,241	915	75	46,866	114,097	0
11-5278	Fishery Biologist 1	PT	A	GP	Palmer	200	14L	11.0		58,719	2,281	7,391	42,531	110,922	38,823
11-5283	Fish & Wildlife Technician 2	PT	A	GP	Palmer	200	9A	4.0		11,505	445	1,382	11,229	24,561	0
11-5285	Fish & Wildlife Technician 2	PT	A	GP	Palmer	200	9A	2.0		5,753	308	3,186	6,562	15,809	0
11-5288	Fish & Wildlife Technician 3	PT	A	GP	Ketchikan	200	11B	6.0		20,046	835	4,163	13,947	38,991	0
11-5298	Fish & Wildlife Technician 3	PT	A	GP	Fairbanks	203	11A	1.0		3,344	115	0	2,854	6,313	0
11-5301	Fish & Wildlife Technician 2	PT	A	GP	Kodiak	211	9A / B	5.0		15,985	597	1,326	14,493	32,401	0
11-5302	Fish & Wildlife Technician 3	PT	A	GP	Palmer	200	11F / G	5.0		19,141	743	2,391	16,096	38,371	0
11-5304	Fish & Wildlife Technician 3	PT	A	GP	Fairbanks	203	11B / C	7.0		24,241	1,002	4,797	22,114	52,154	1,565
11-5311	Fish & Wildlife Technician 3	PT	A	GP	Fairbanks	203	11A	2.0		6,689	260	842	6,027	13,818	0
11-5320	Mts/Bfc Jrny 1	PT	A	LL	Palmer	2BB	53B / C	10.0		45,863	2,109	1,156	33,923	83,051	0
11-5328	Fish & Wildlife Technician 2	PT	A	GP	Anchorage	200	9A	3.0		8,629	313	431	8,192	17,565	17,565
11-5337	Fishery Biologist 1	FT	A	GP	Juneau	205	14A / B	12.0		50,076	1,727	0	38,023	89,826	31,439
11-5347	Fish & Wildlife Technician 2	PT	A	GP	Soldotna	200	9A	3.0		8,629	298	10	8,032	16,969	0
11-5361	Fish & Wildlife Technician 2	PT	A	GP	Soldotna	200	9A	2.0		5,753	226	796	5,654	12,429	0
11-6030	Administrative Officer 1	FT	A	SS	Douglas	205	17E / F	12.0		76,797	1,060	0	50,848	128,705	0
11-6052	Habitat Biologist 3	FT	A	SS	Anchorage	200	18M / N	12.0		92,231	1,273	0	56,711	150,215	0
11-6055	Fish & Game Program Technician	FT	A	GP	Craig	99	12O	4.0	*	21,047	726	0	14,329	36,102	0
11-6077	Gis Analyst 3	FT	A	GP	Homer	200	19E / F	12.0		77,994	2,691	0	48,629	129,314	0
11-6081	Program Coordinator 1	FT	A	GP	Anchorage	200	18J / K	12.0		81,578	2,814	0	49,990	134,382	0
11-6087	Analyst/Programmer 3	FT	A	GP	Anchorage	200	18C / D	12.0		67,607	2,332	0	44,683	114,622	0
11-6110	Librarian 1	FT	A	GP	Anchorage	200	16B / C	12.0		57,662	1,989	0	40,904	100,555	0
11-6119	Gis Analyst 2	FT	A	GP	Anchorage	200	17B / C	12.0		61,902	2,135	0	42,515	106,552	0
11-6140	Habitat Biologist 2	FT	A	SS	Anchorage	200	16D / E	12.0		65,756	908	80	46,684	113,428	0
11-6141	Program Coordinator 2	FT	A	SS	Anchorage	200	20L	12.0		98,946	1,365	0	59,262	159,573	0
11-6156	Fishery Biologist 2	FT	A	GP	Juneau	205	16M	12.0		79,970	2,759	0	49,379	132,108	0
11-7070	Fishery Biologist 2	FT	A	GP	Douglas	205	16C / D	12.0		61,688	2,132	100	42,472	106,392	0
11-7074	Project Assistant	FT	A	GP	Joint Base Elmendorf - Richardson	200	16D / E	12.0		60,947	2,103	0	42,152	105,202	0
11-7076	Gis Analyst 2	FT	A	GP	Anchorage	200	17C / D	12.0		63,151	2,179	0	42,990	108,320	0
11-7712	Habitat Biologist 2	FT	A	GP	Anchorage	200	16C / D	12.0		58,936	2,033	0	41,388	102,357	28,660
11-7718	Biometrician 2	FT	A	GP	Anchorage	200	19M / N	12.0		93,941	3,241	0	54,687	151,869	0

Note: If a position is split, an asterisk (*) will appear in the Split/Count column. If the split position is also counted in the component, two asterisks (**) will appear in this column. [No valid job title] appearing in the Job Class Title indicates that the PCN has an invalid class code or invalid range for the class code effective date of this scenario.

Personal Services Expenditure Detail
Department of Fish and Game

Scenario: FY2024 Governor (19867)
Component: Sport Fisheries (464)
RDU: Sport Fisheries (145)

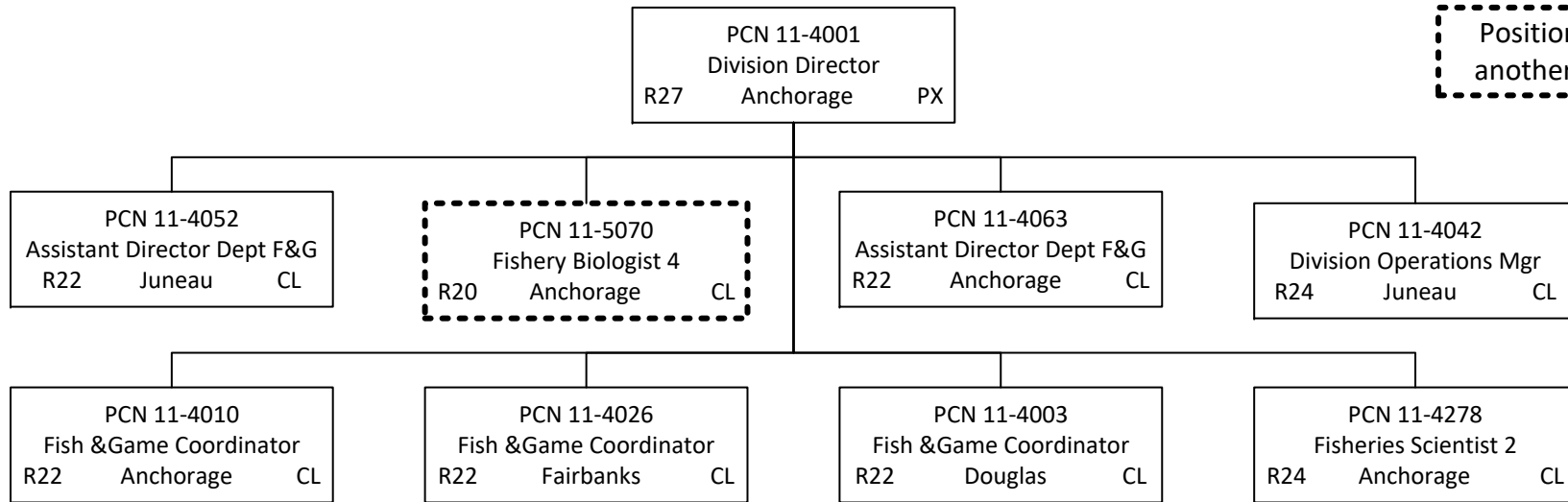
PCN	Job Class Title	Time Status	Retire Code	Barg Unit	Location	Salary Sched	Range / Step	Comp Months	Split / Count	Annual Salaries	COLA	Premium Pay	Annual Benefits	Total Costs	UGF Amount
		Total Positions	New	Deleted										Total Salary Costs:	14,657,776
														Total COLA:	353,004
	Full Time Positions:	153	0	0										Total Premium Pay:	313,785
	Part Time Positions:	127	0	0										Total Benefits:	9,655,062
	Non Permanent Positions:	0	0	0											
	Positions in Component:	280	0	0											
	Total Component Months:	2,414.2													
														Total Pre-Vacancy:	24,979,627
														Minus Vacancy Adjustment of 1.50%:	(373,527)
														Total Post-Vacancy:	24,606,100
														Plus Lump Sum Premium Pay:	0
														Personal Services Line 100:	24,606,100

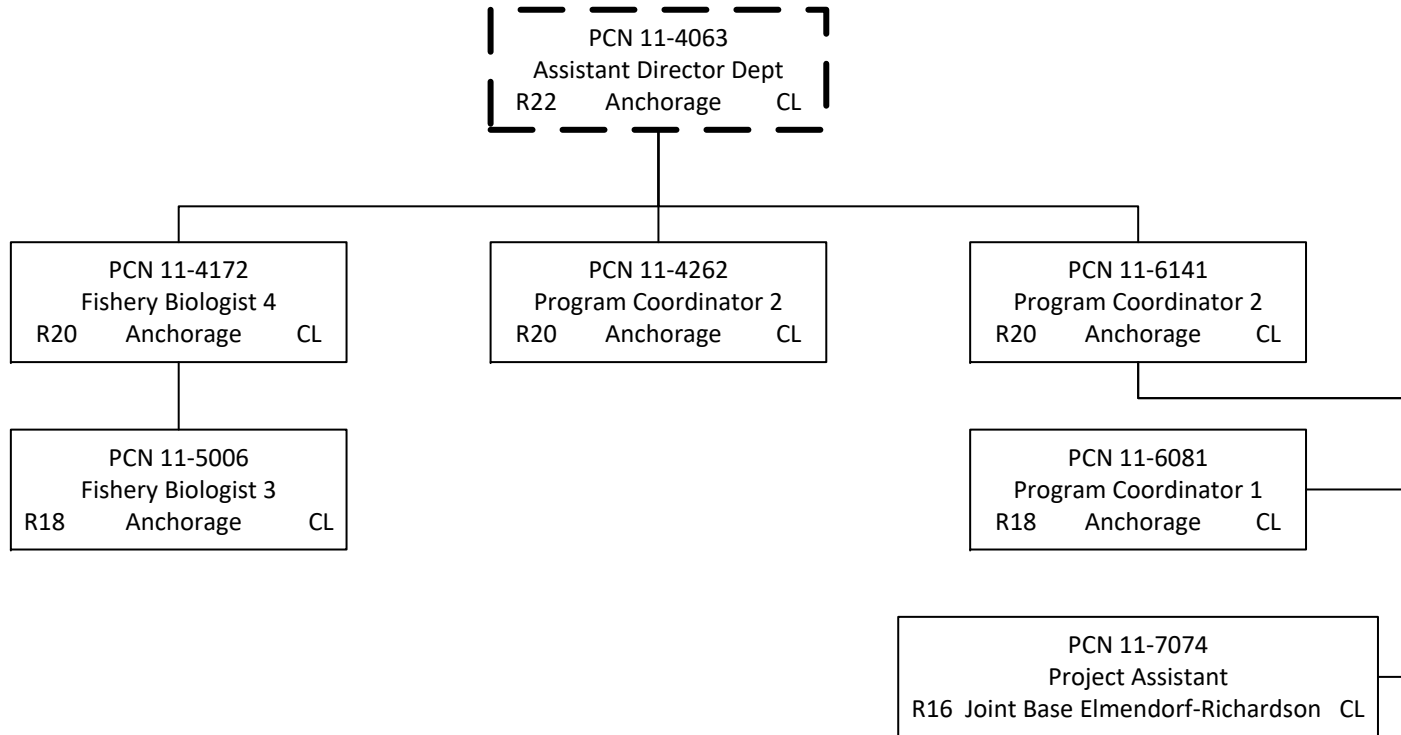
PCN Funding Sources:	Pre-Vacancy	Post-Vacancy	Percent
1002 Federal Receipts	9,477,613	9,335,891	37.94%
1004 General Fund Receipts	1,289,530	1,270,247	5.16%
1007 Interagency Receipts	242,487	238,861	0.97%
1024 Fish and Game Fund	13,683,978	13,479,357	54.78%
1061 Capital Improvement Project Receipts	241,581	237,968	0.97%
1108 Statutory Designated Program Receipts	44,440	43,775	0.18%
Total PCN Funding:	24,979,627	24,606,100	100.00%

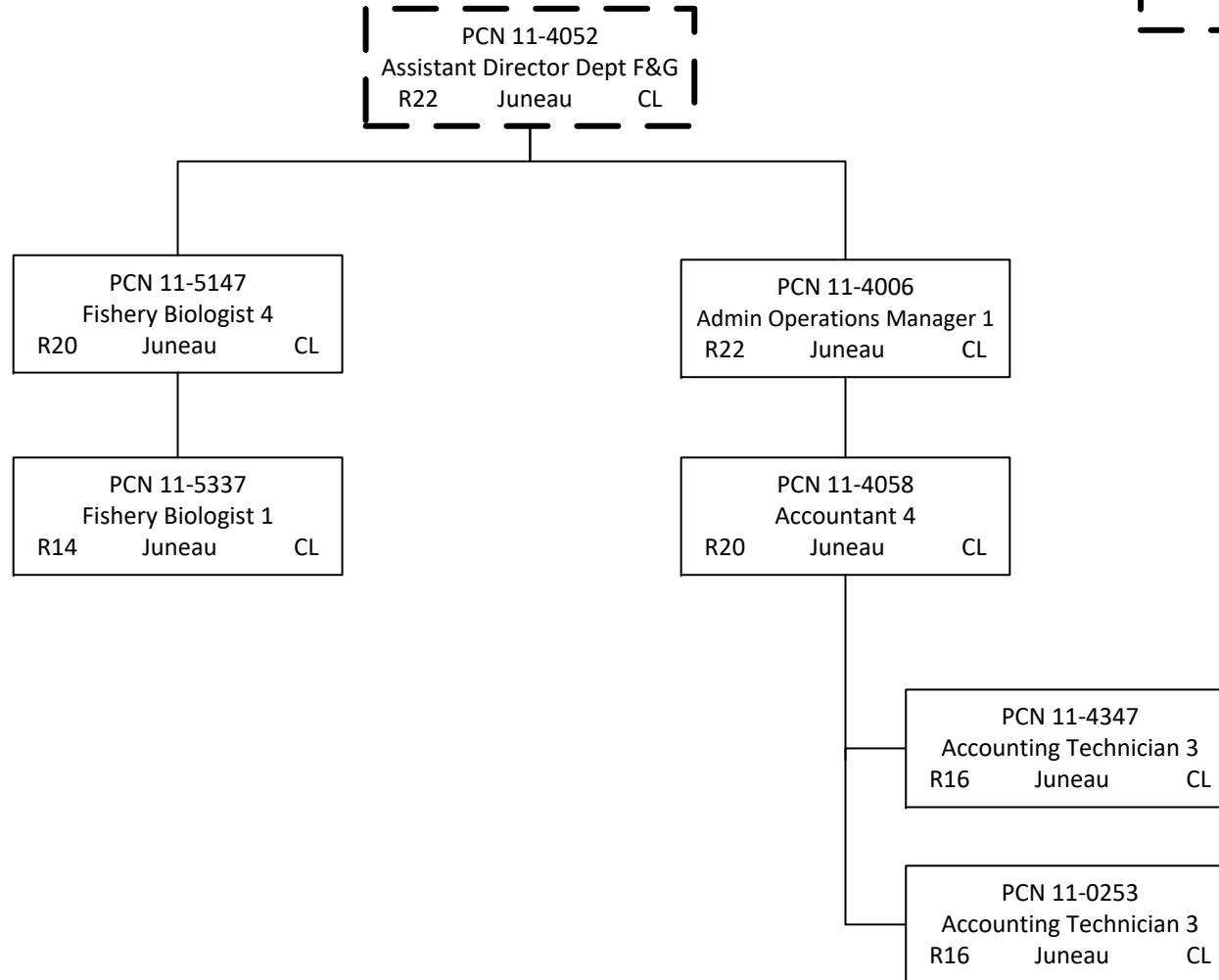
Note: If a position is split, an asterisk (*) will appear in the Split/Count column. If the split position is also counted in the component, two asterisks (**) will appear in this column. [No valid job title] appearing in the Job Class Title indicates that the PCN has an invalid class code or invalid range for the class code effective date of this scenario.

Position counted on
another page

Position counted in
another component



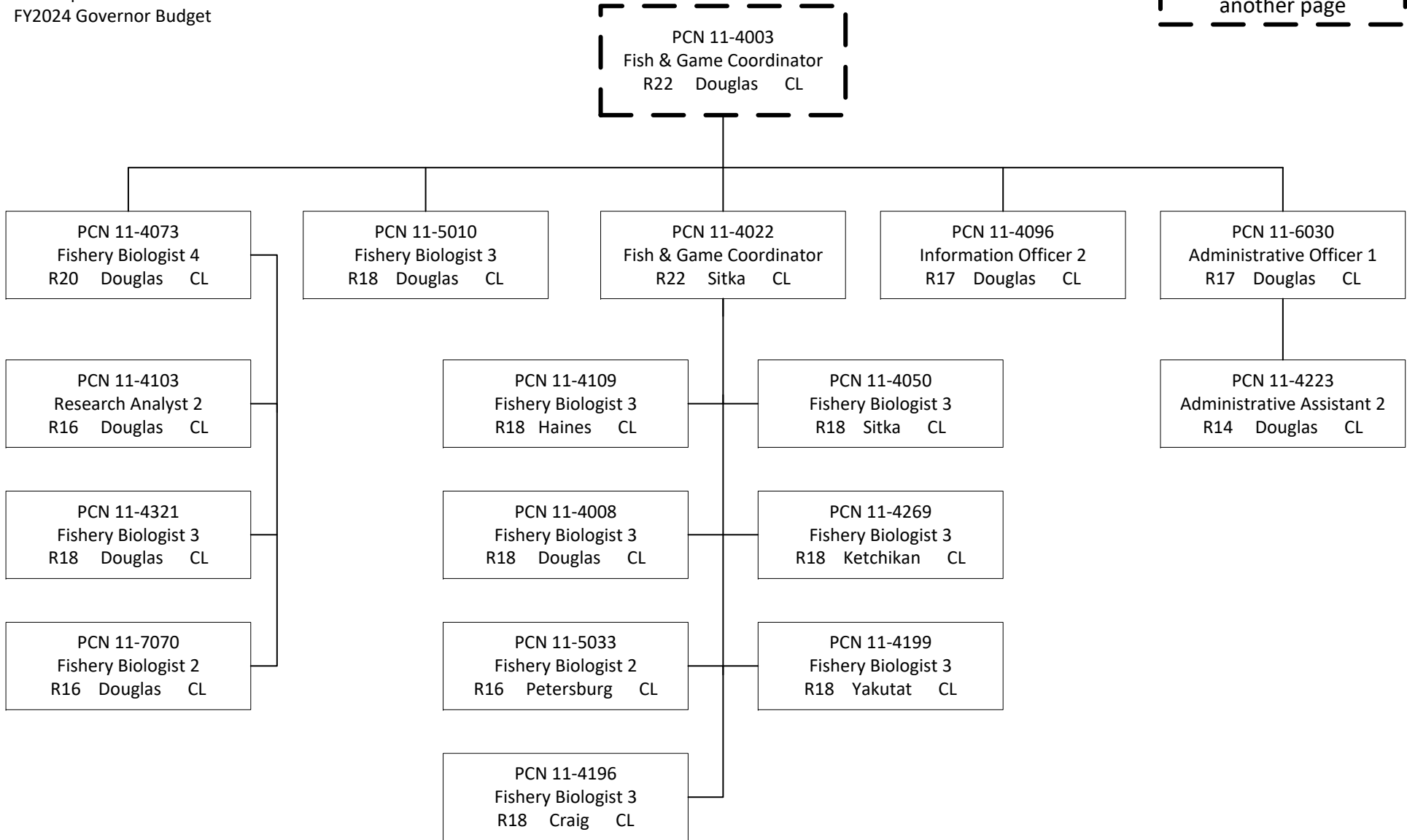


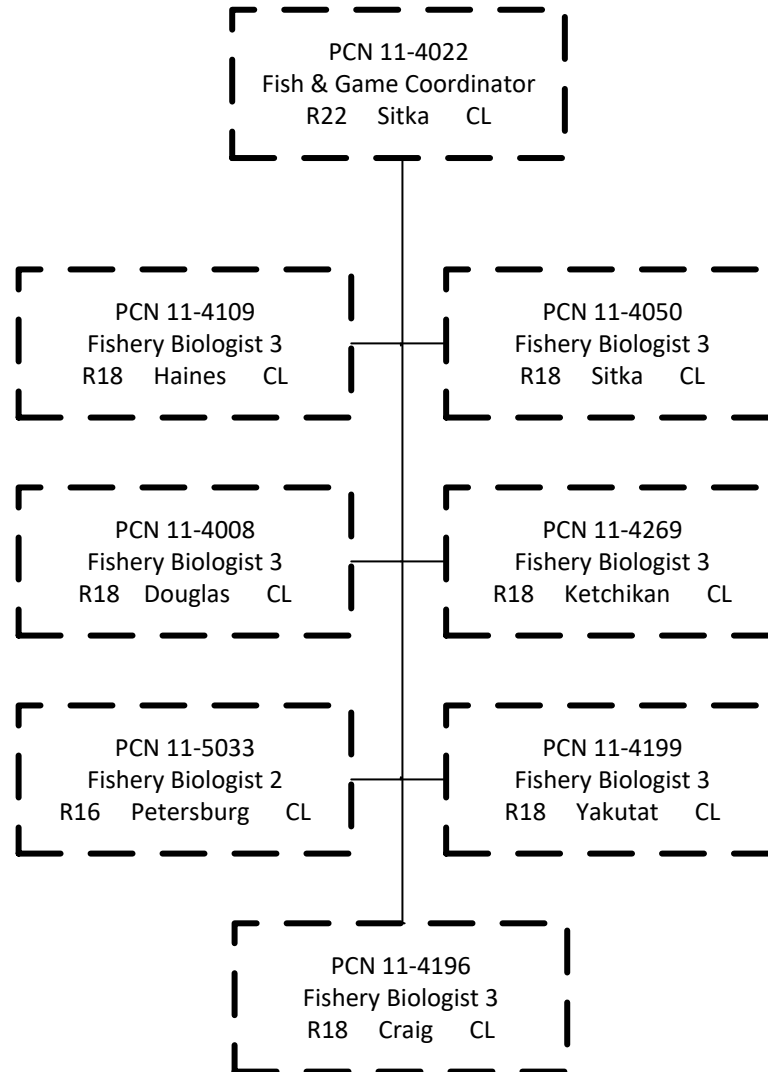


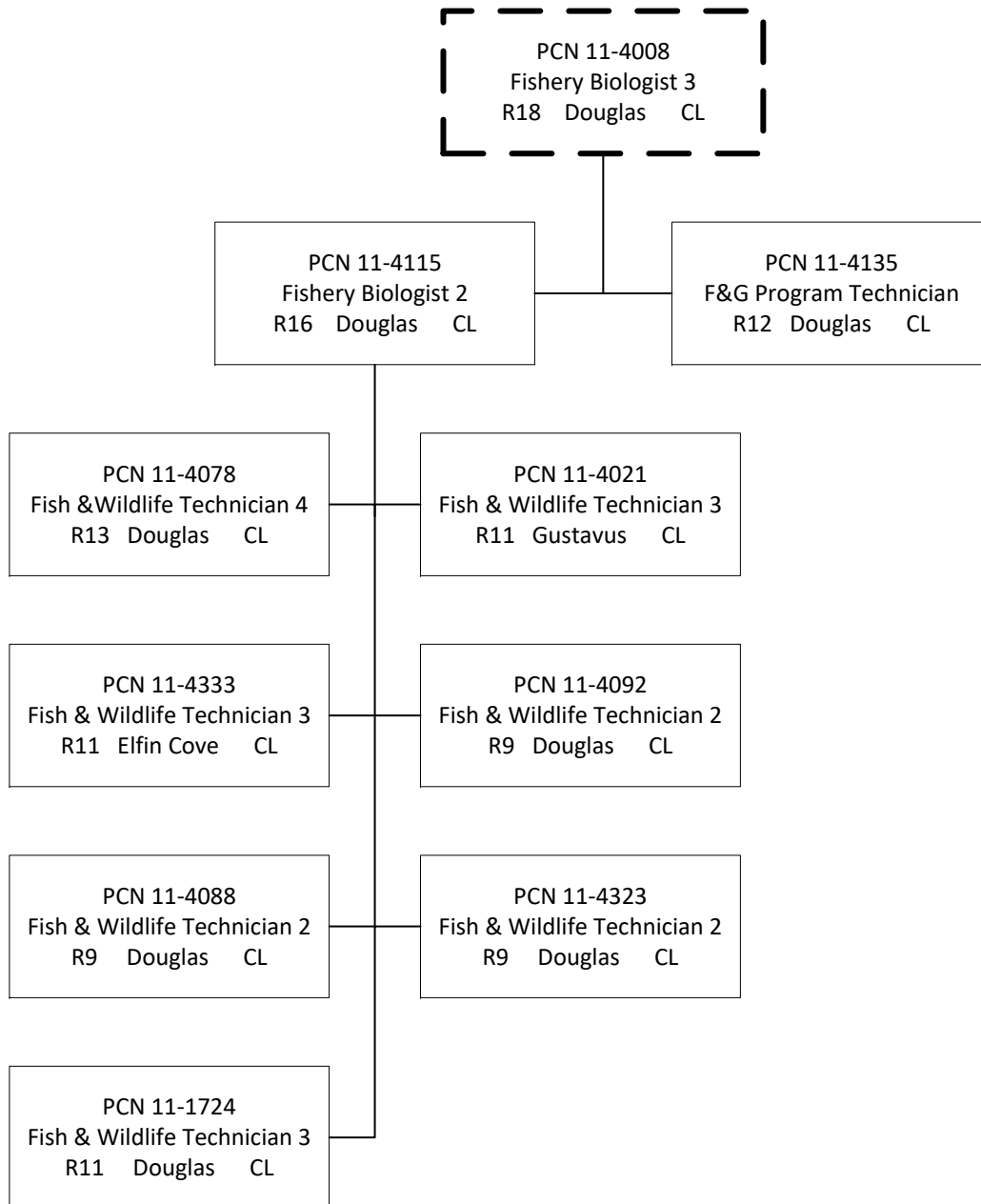
Position counted on
another page

PCN 11-4042
Division Operations Manager
R24 Juneau CL

PCN 11-6156
Fishery Biologist 2
R16 Juneau CL



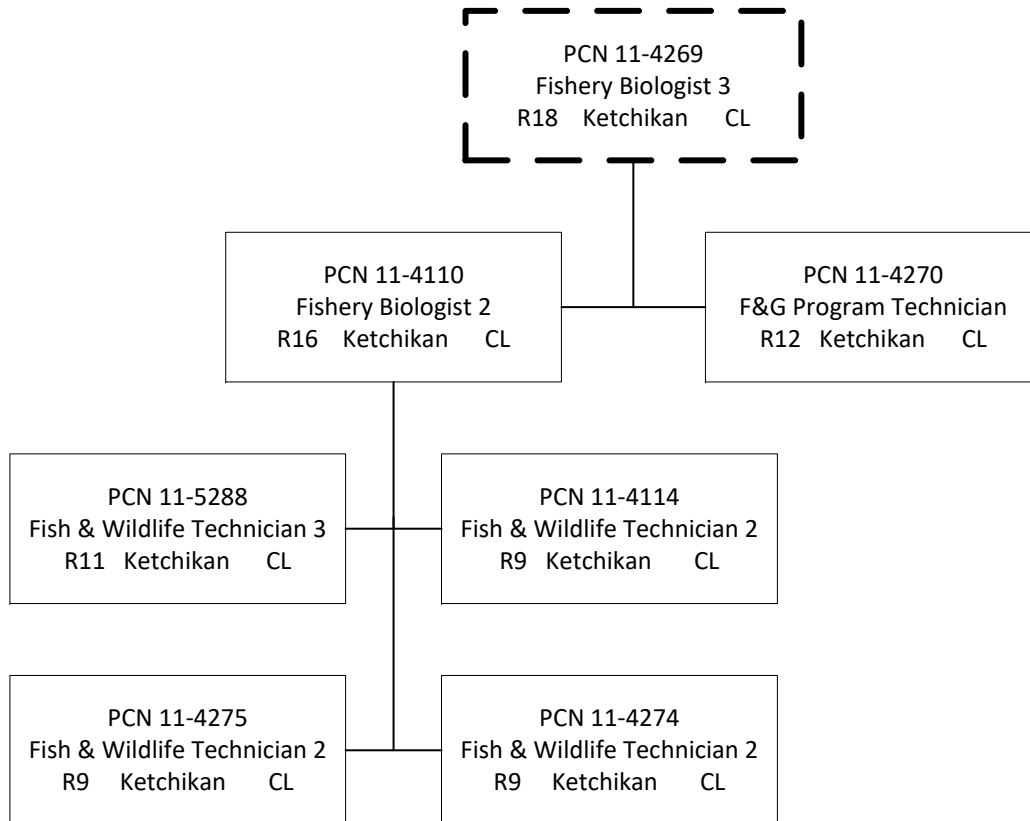


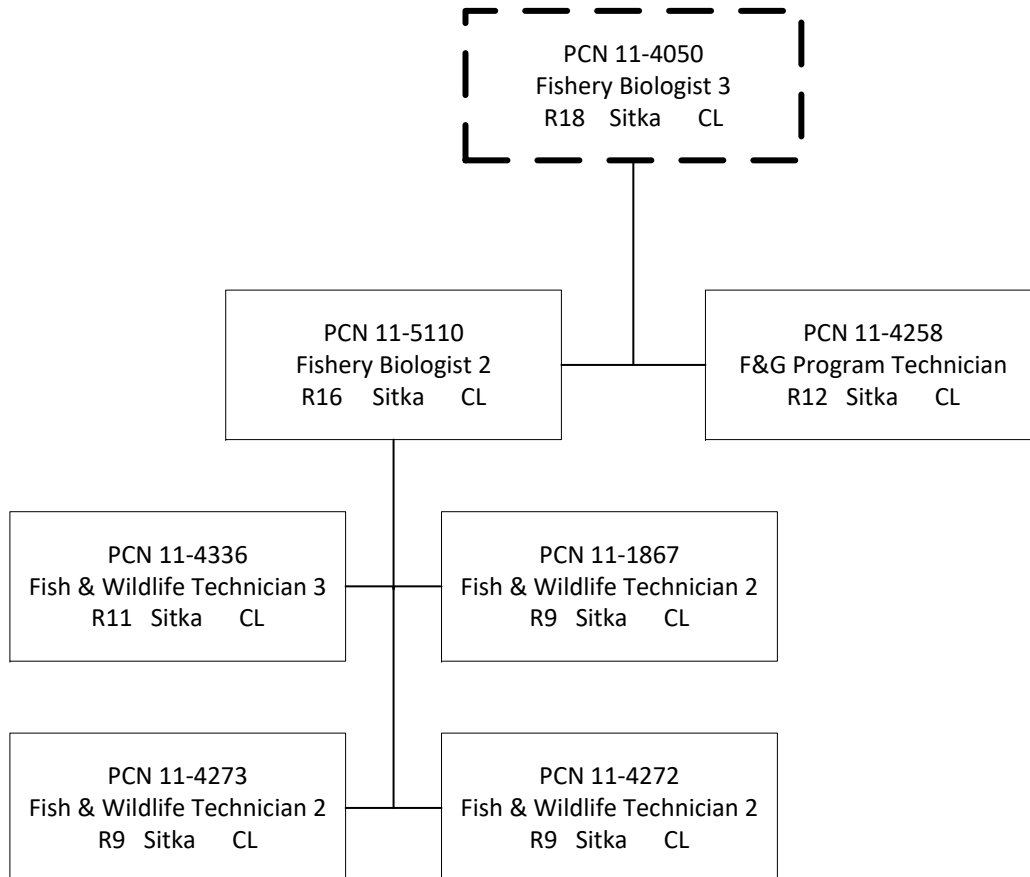


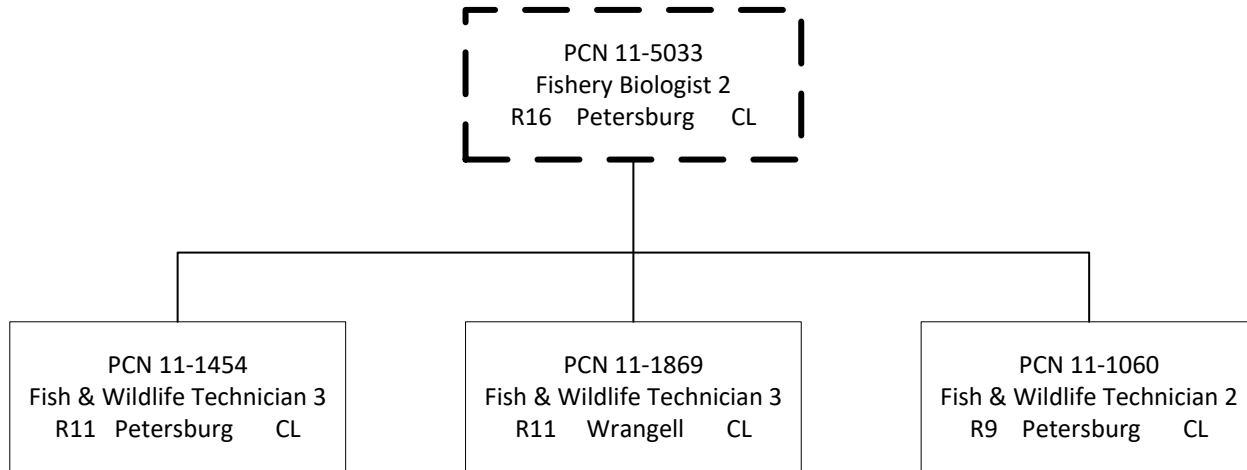
Position counted on
another page

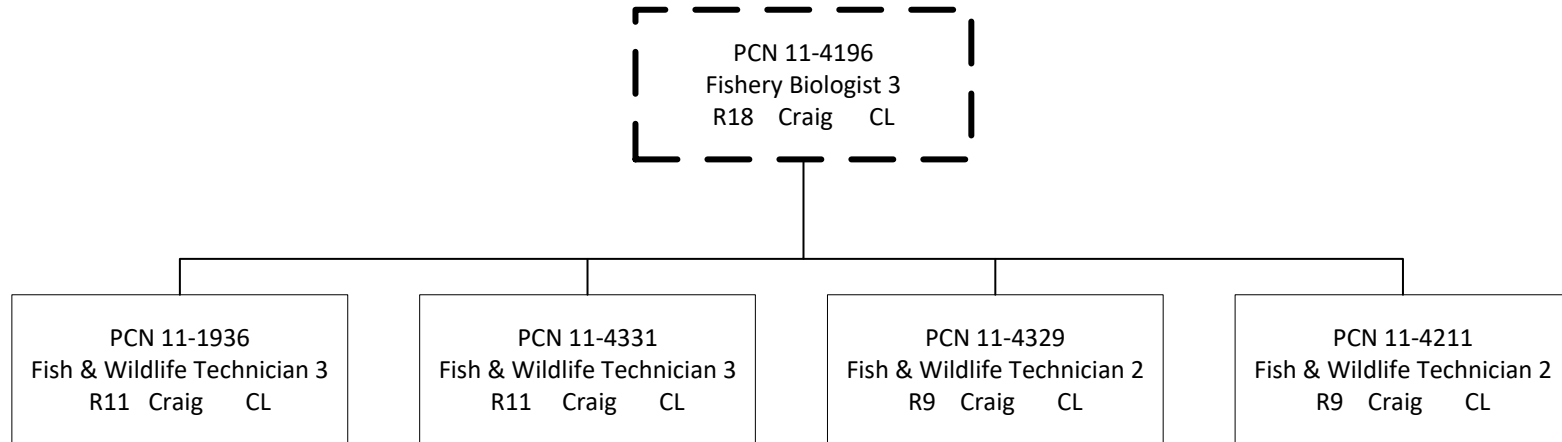
PCN 11-4109
Fishery Biologist 3
R18 Haines CL

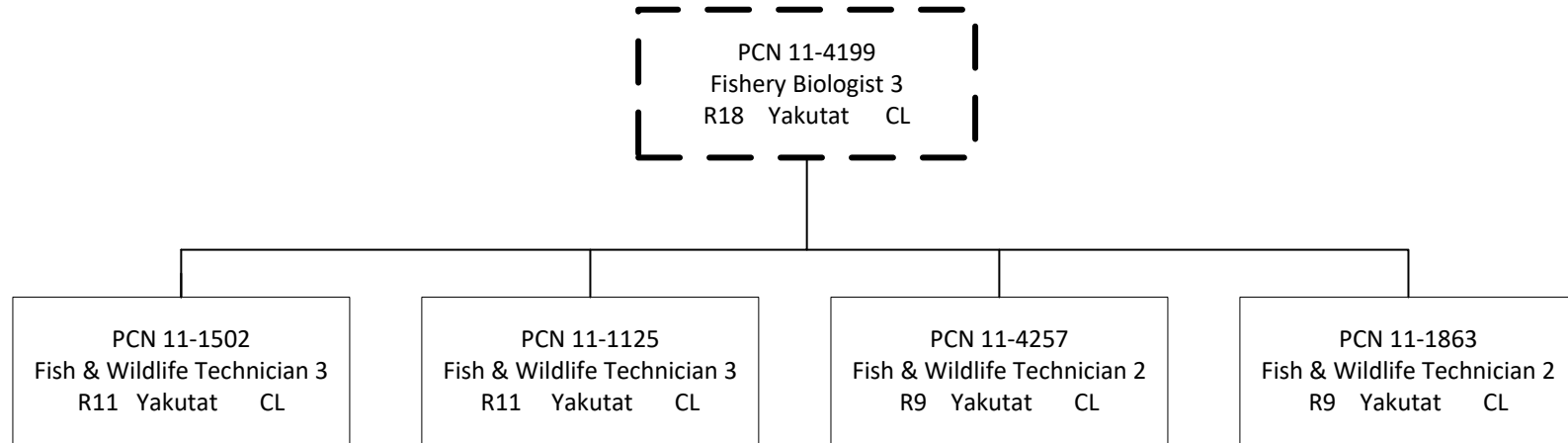
PCN 11-1706
Fish & Wildlife Technician 3
R11 Haines CL



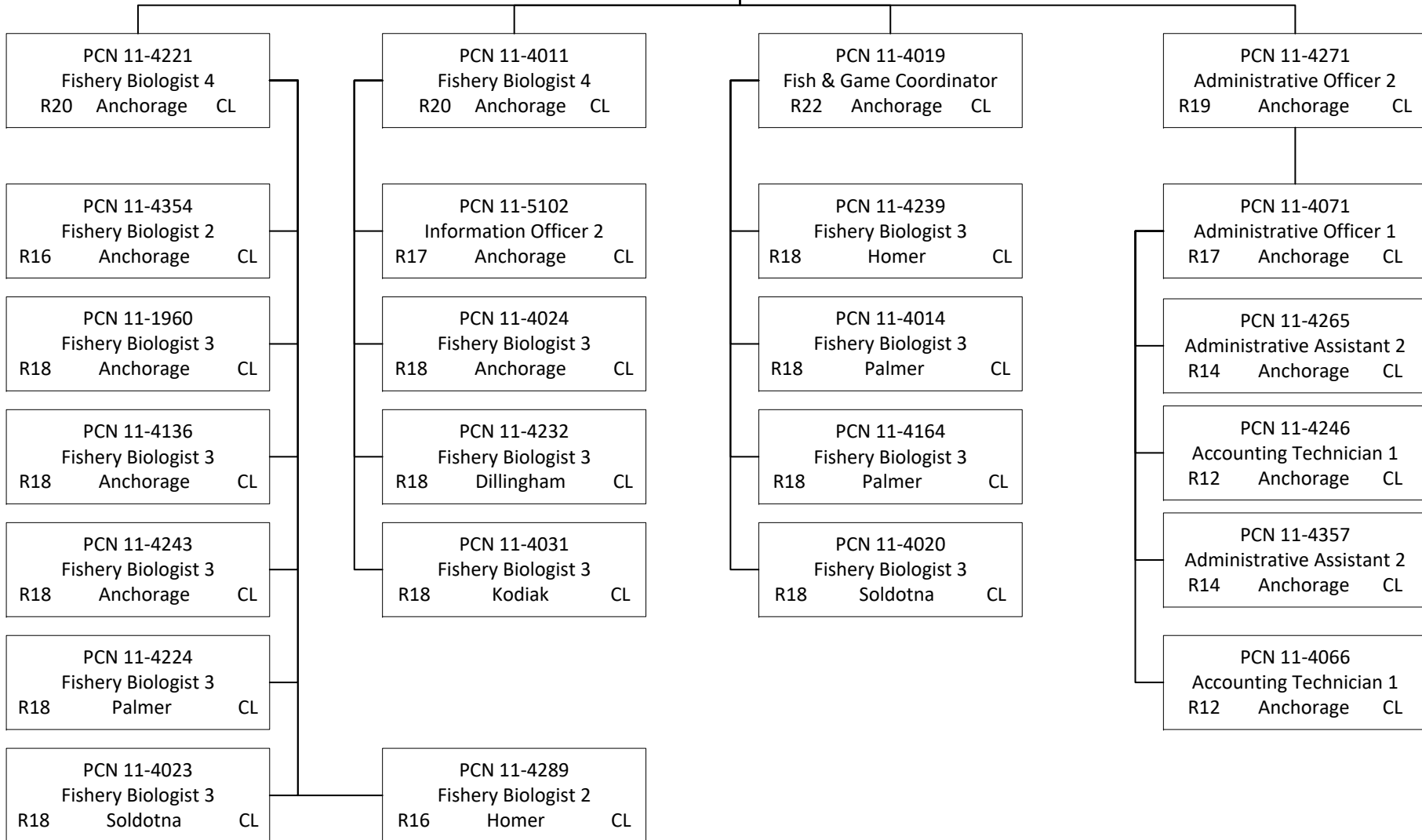


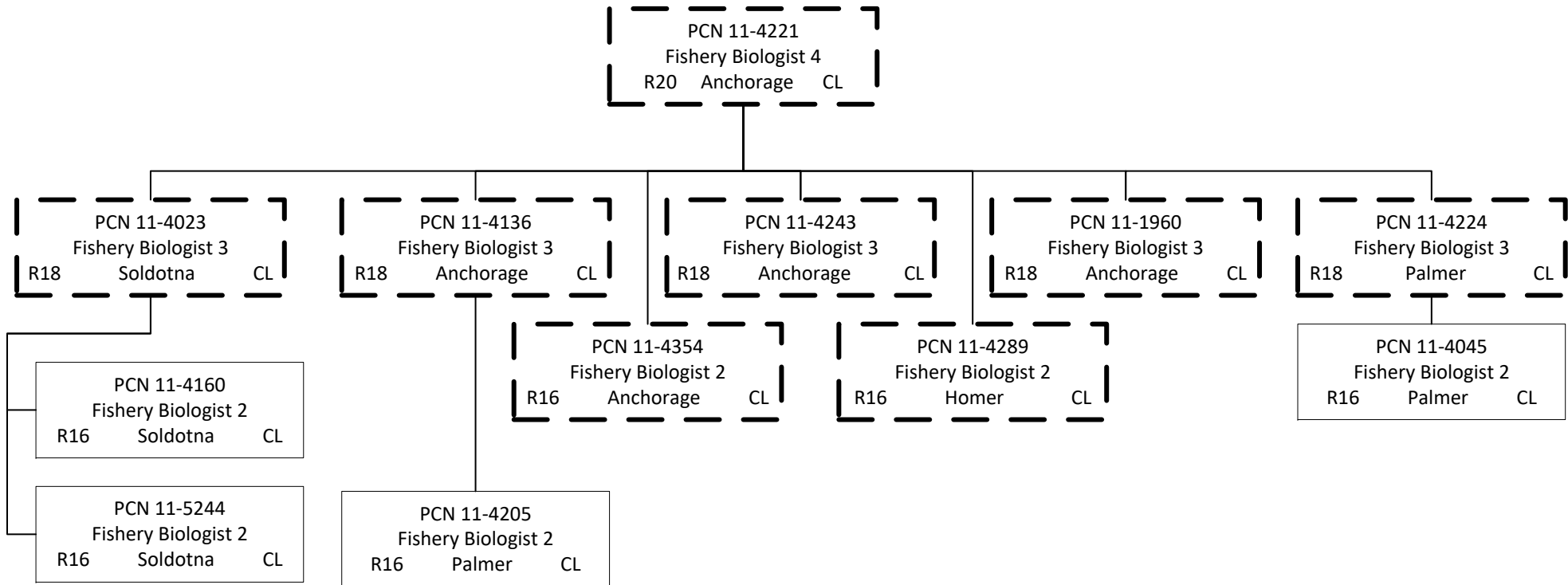




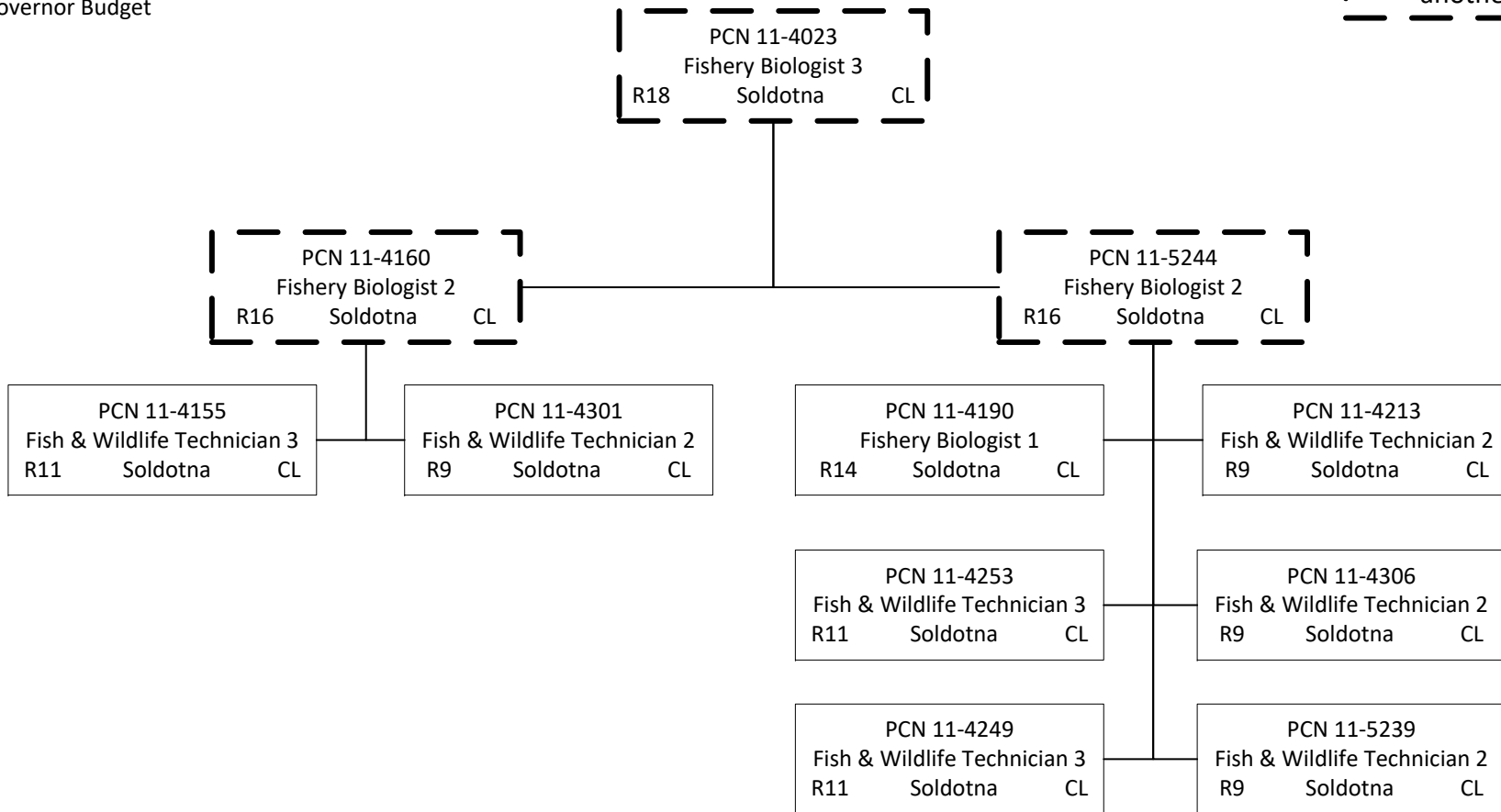


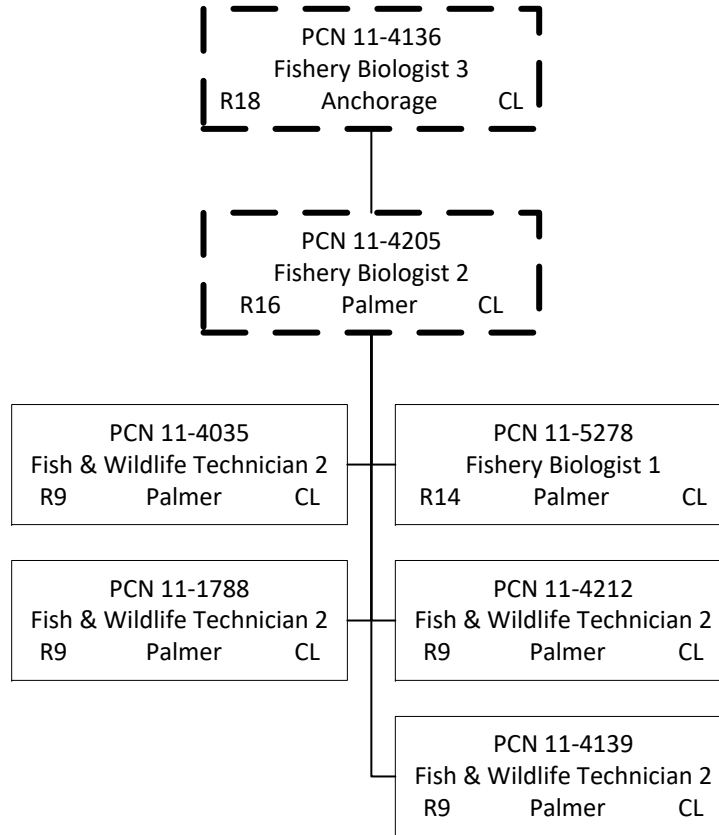
PCN 11-4010
 Fish & Game Coordinator
 R22 Anchorage CL

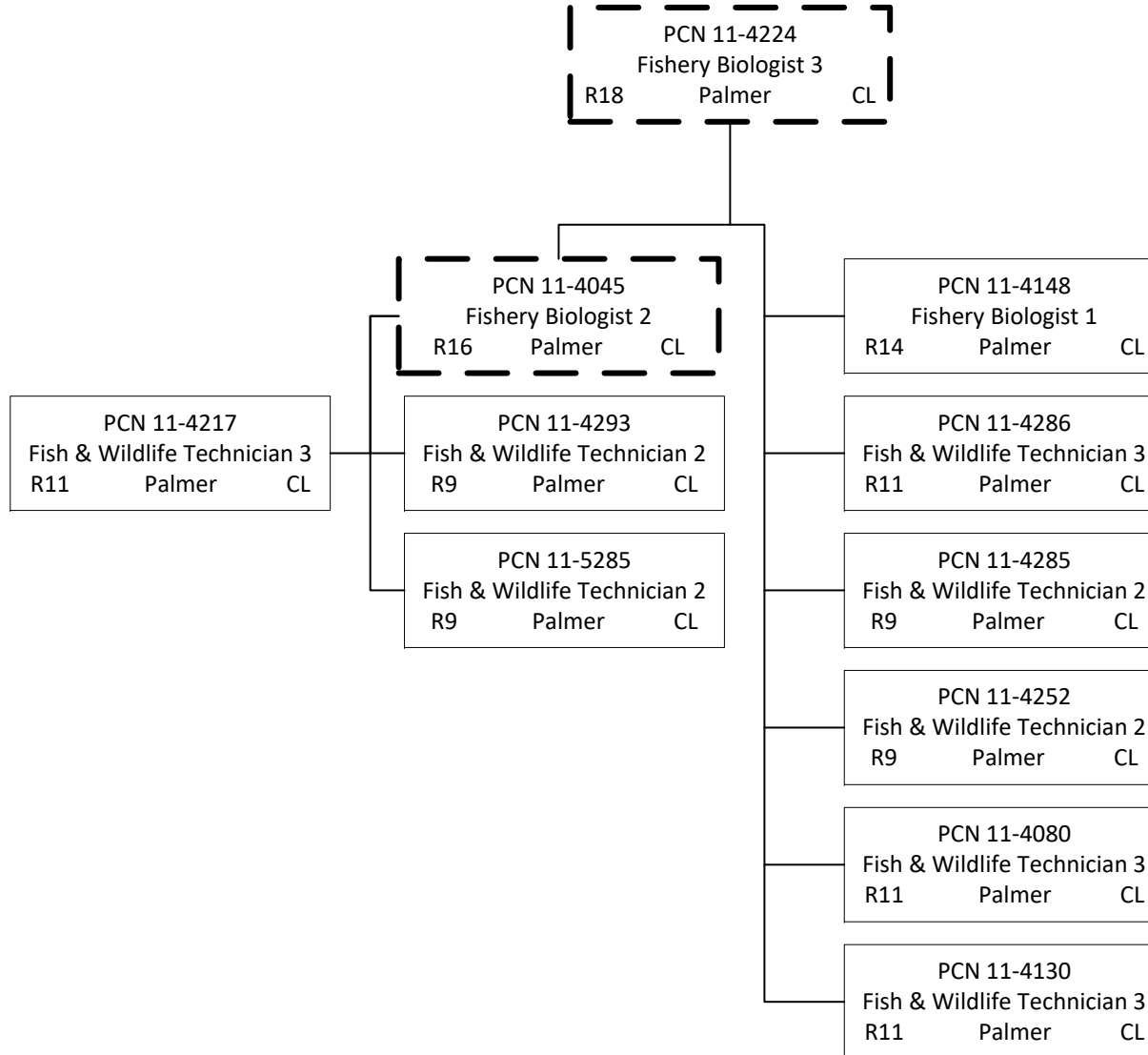


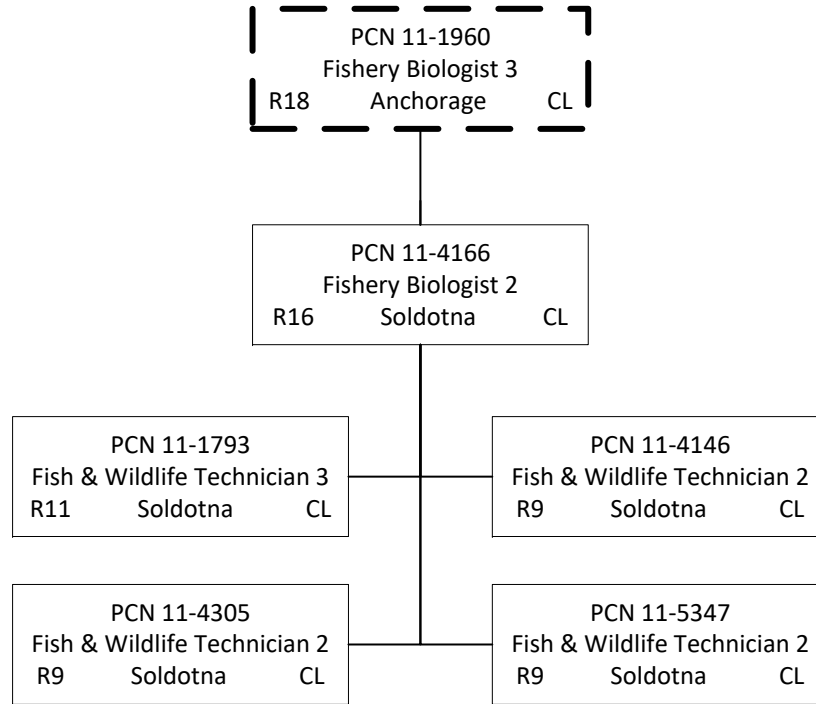


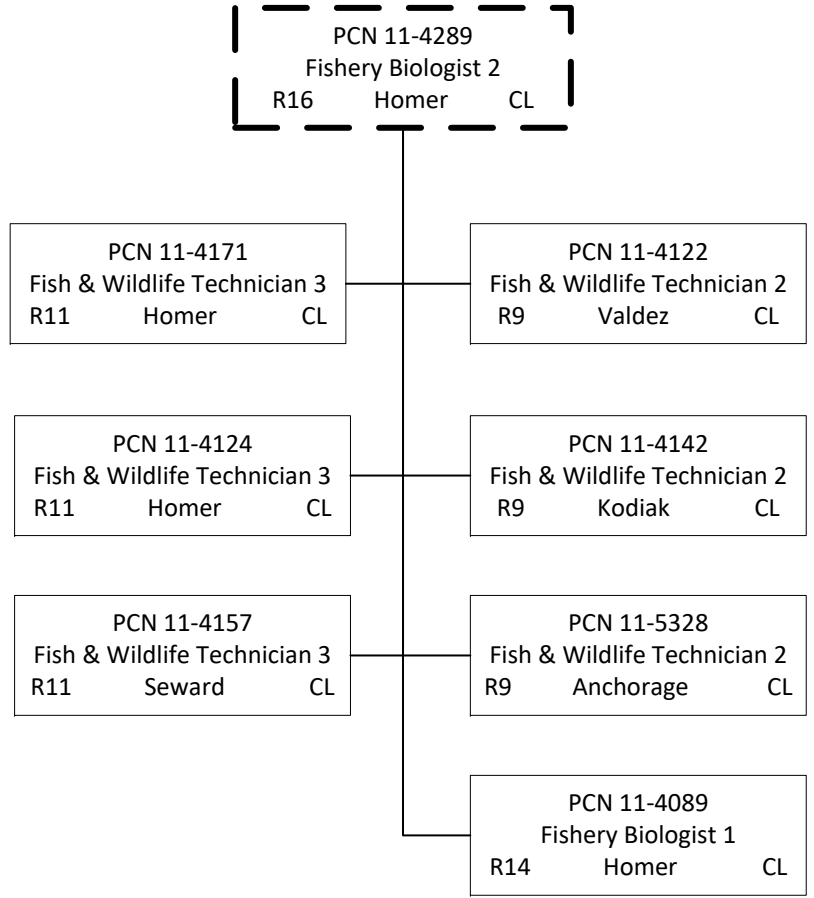
Position counted on
another page

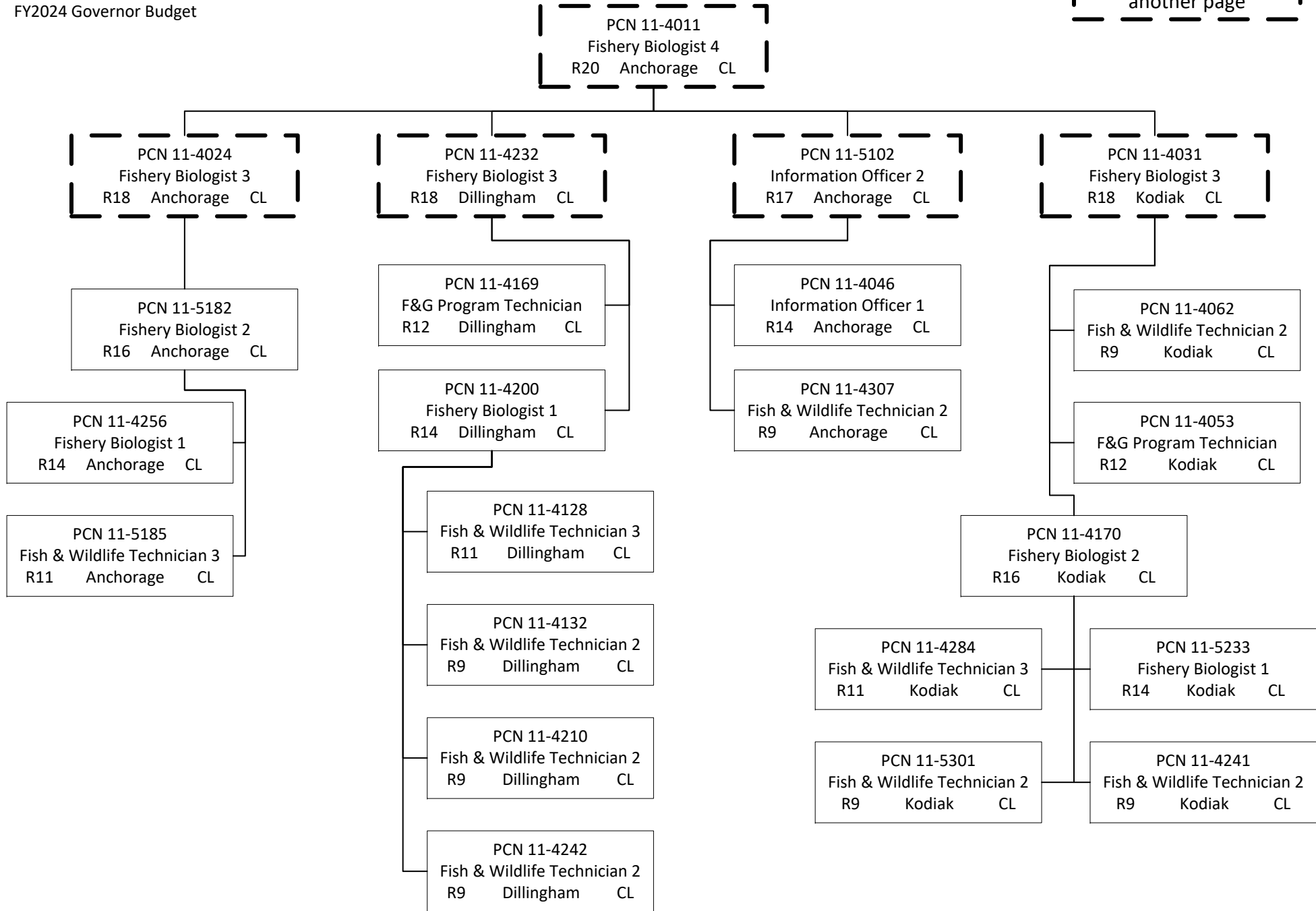


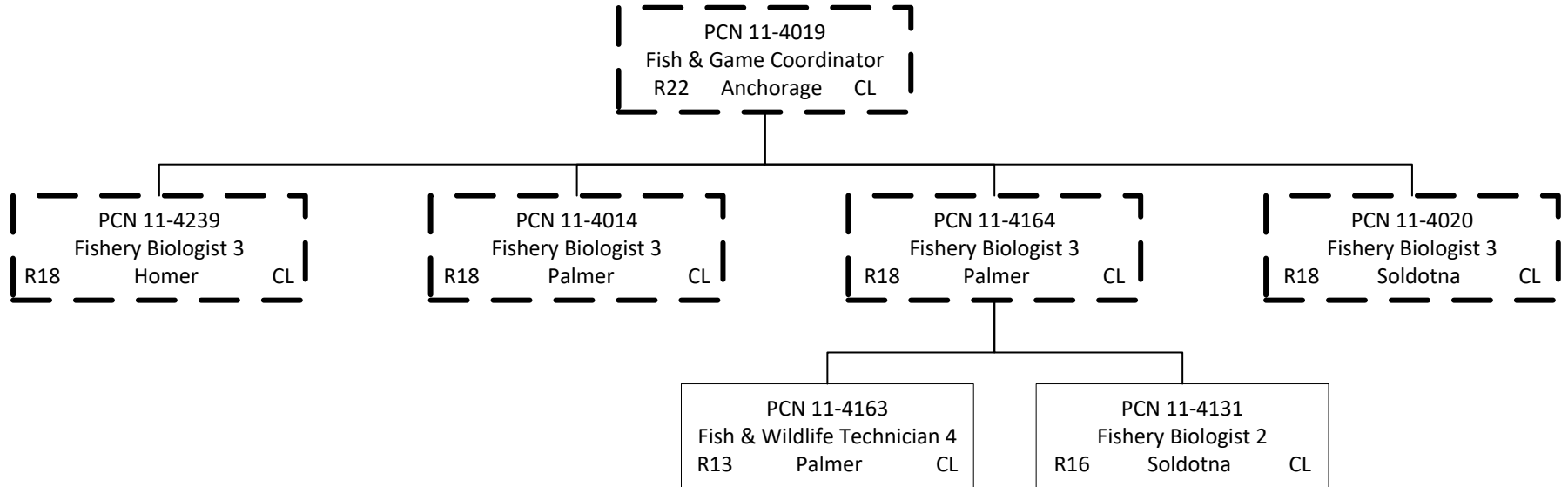


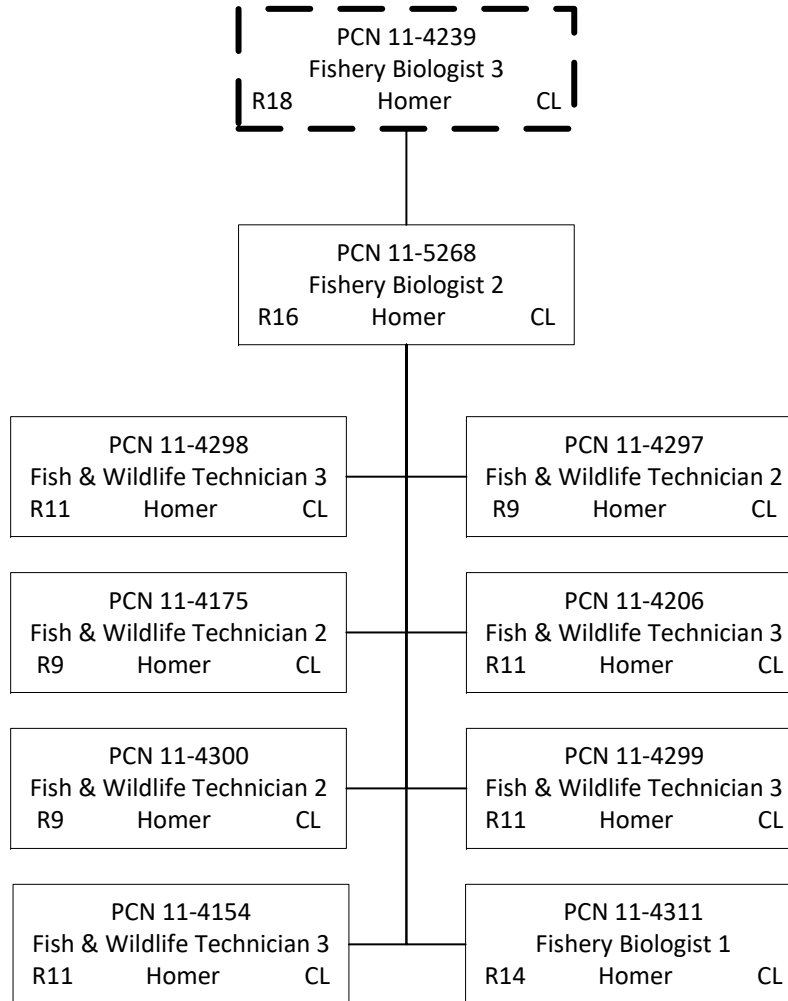


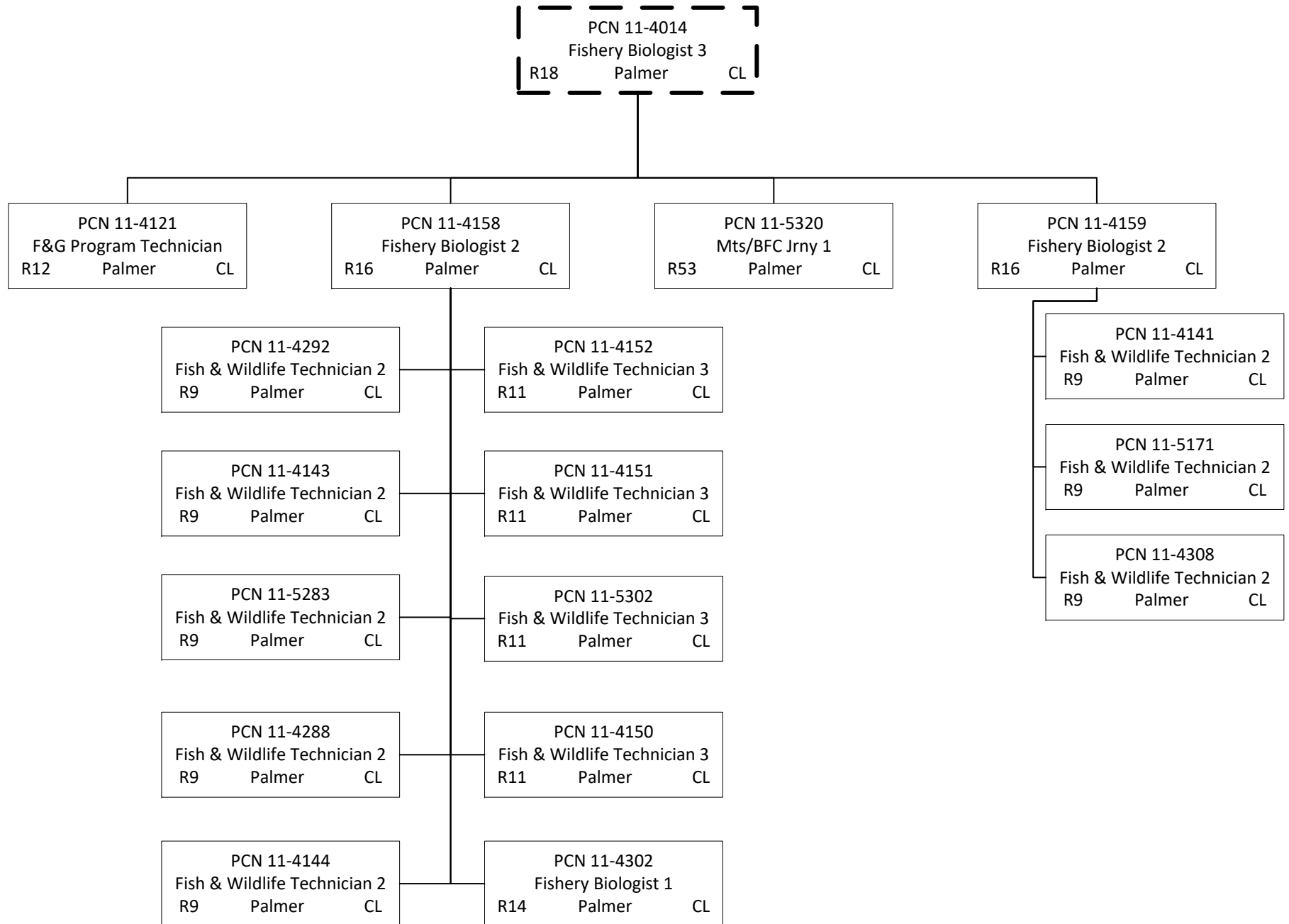




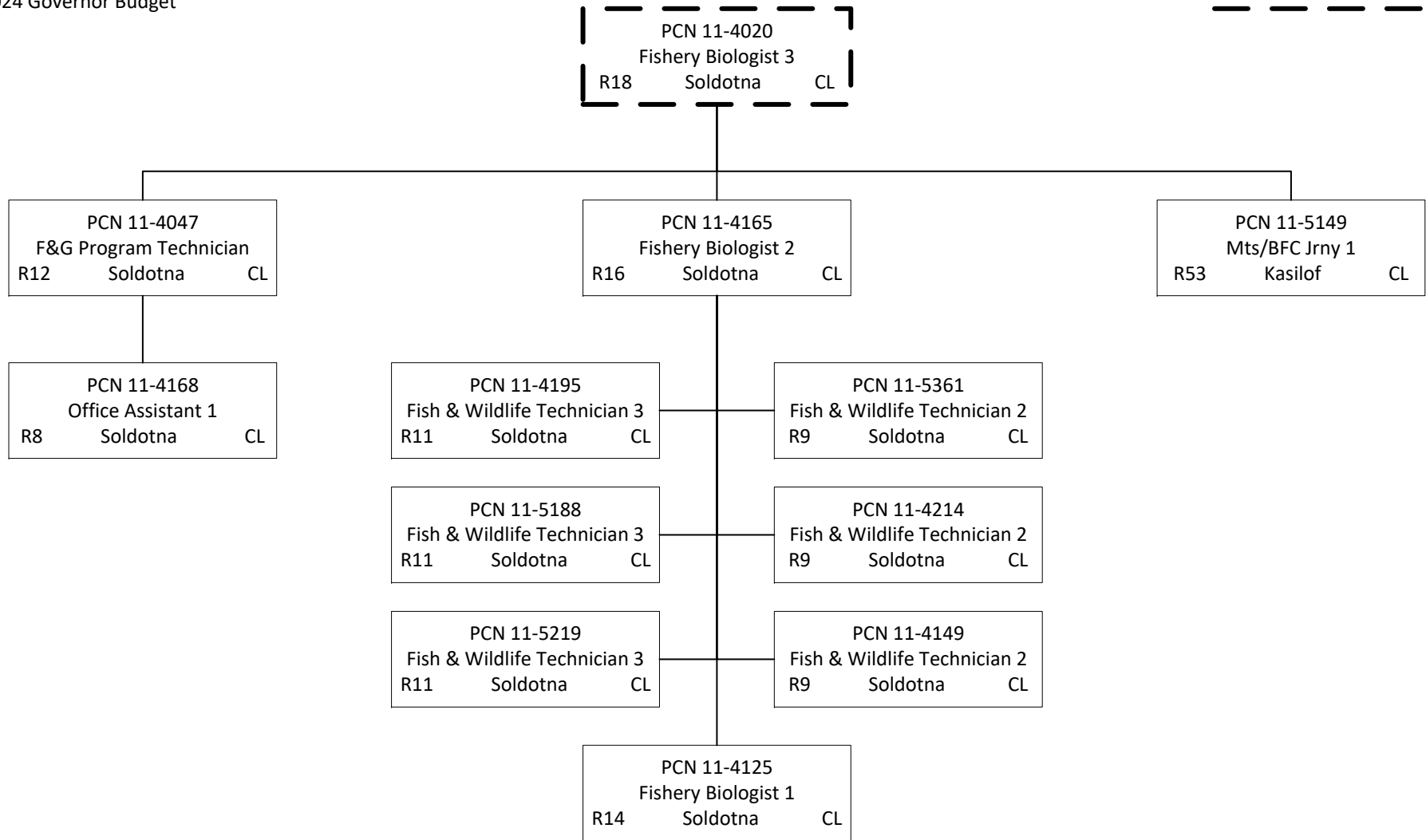


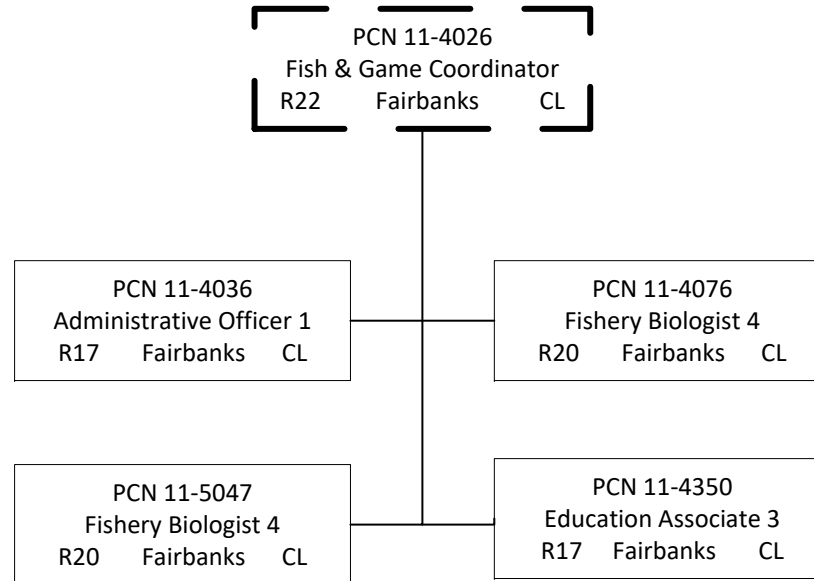


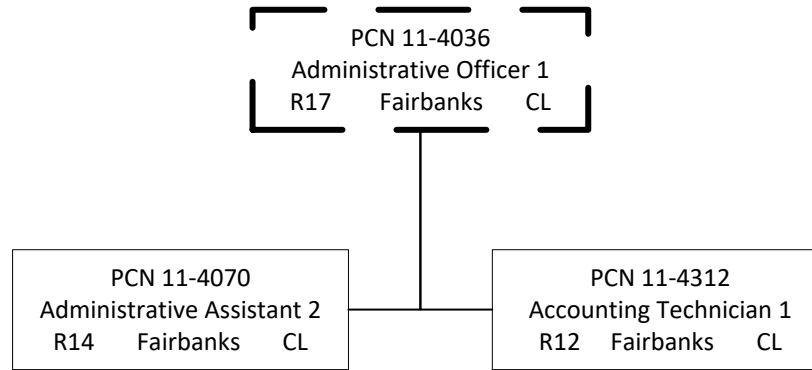


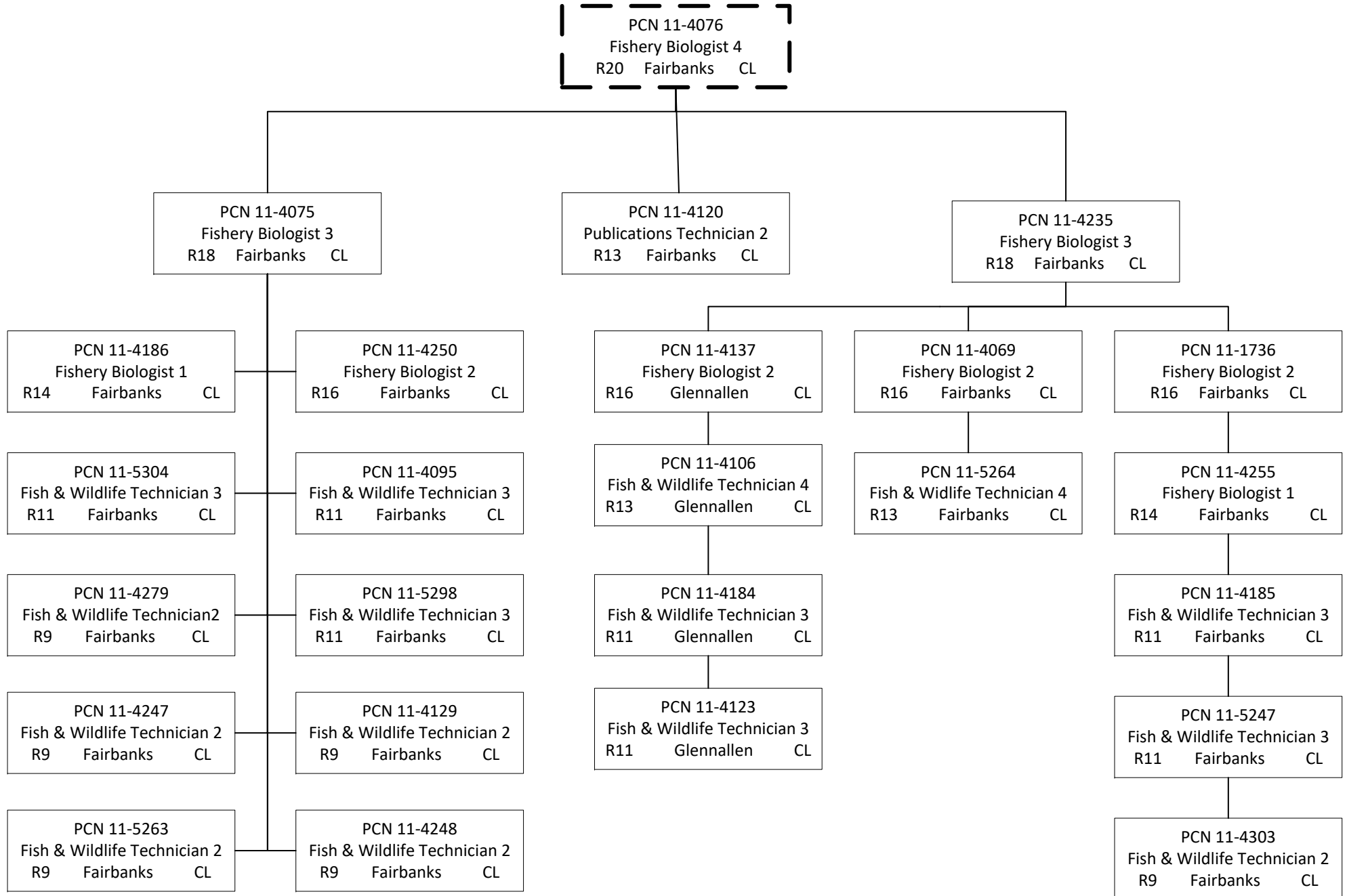


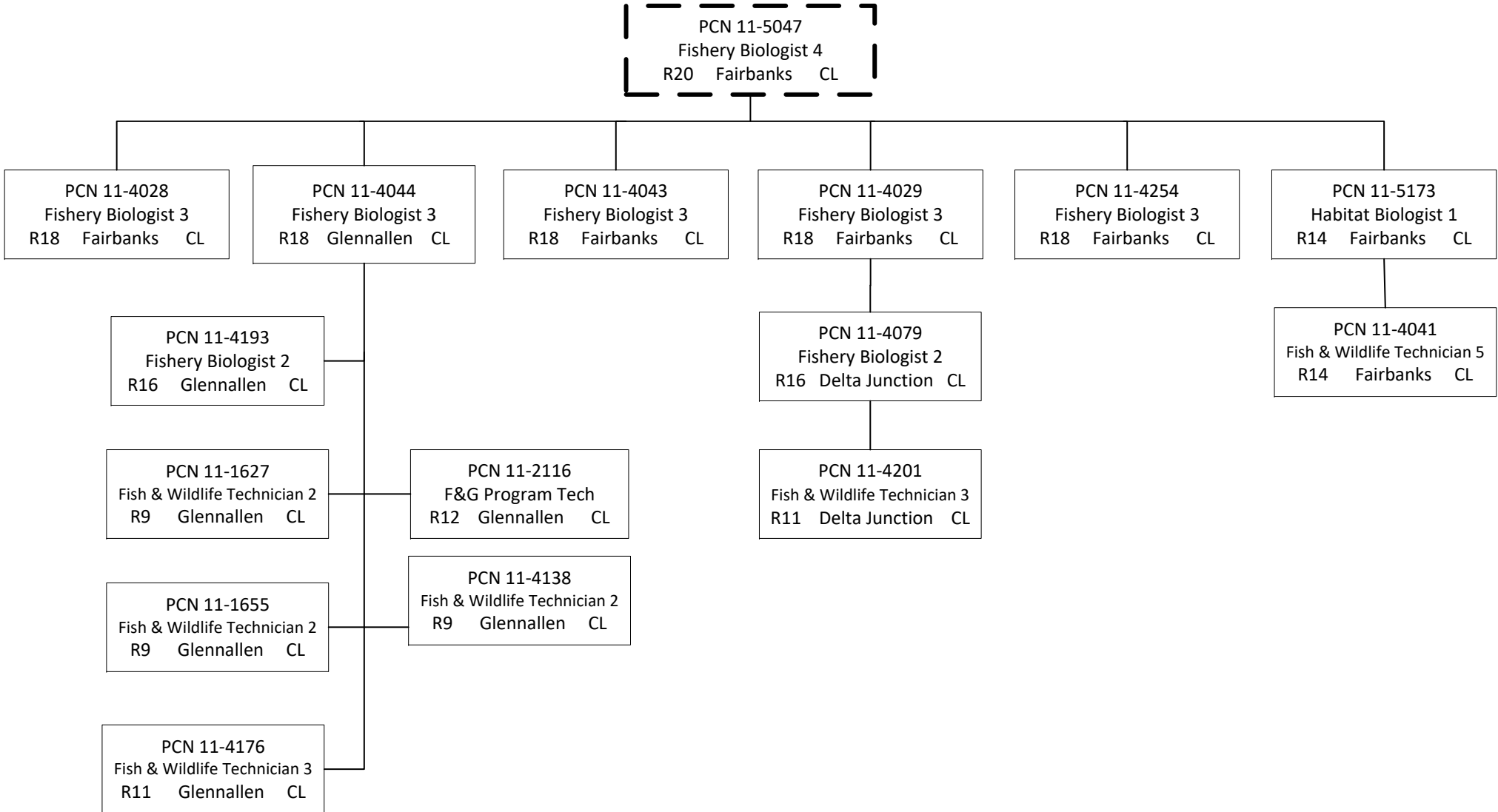
Position counted on
another page

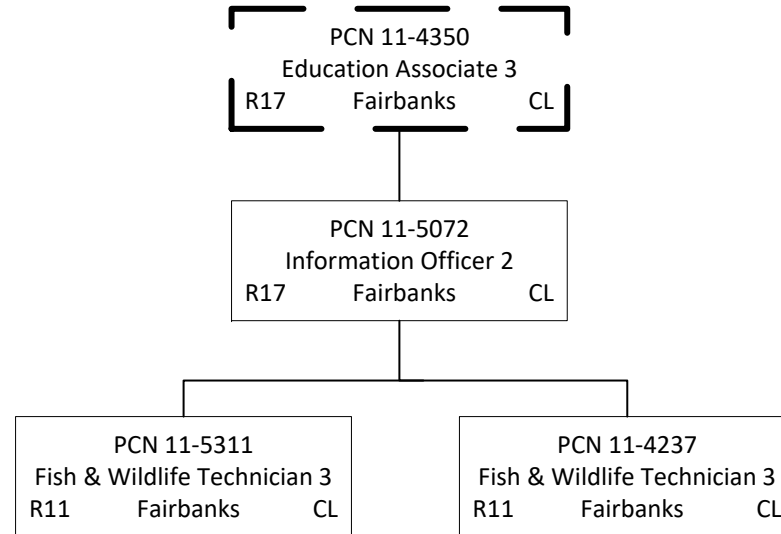


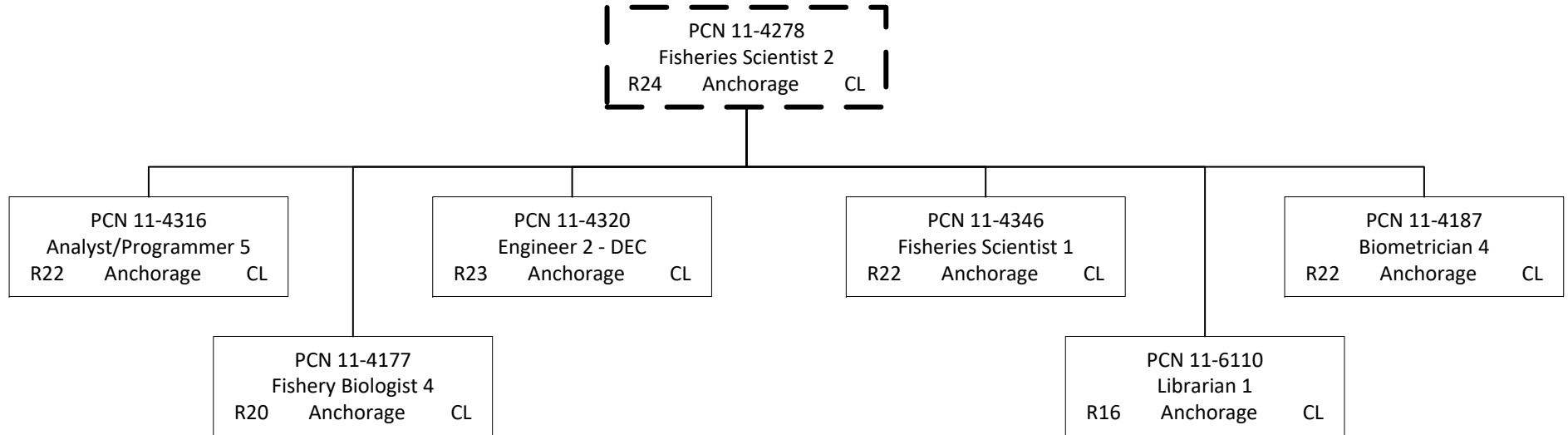


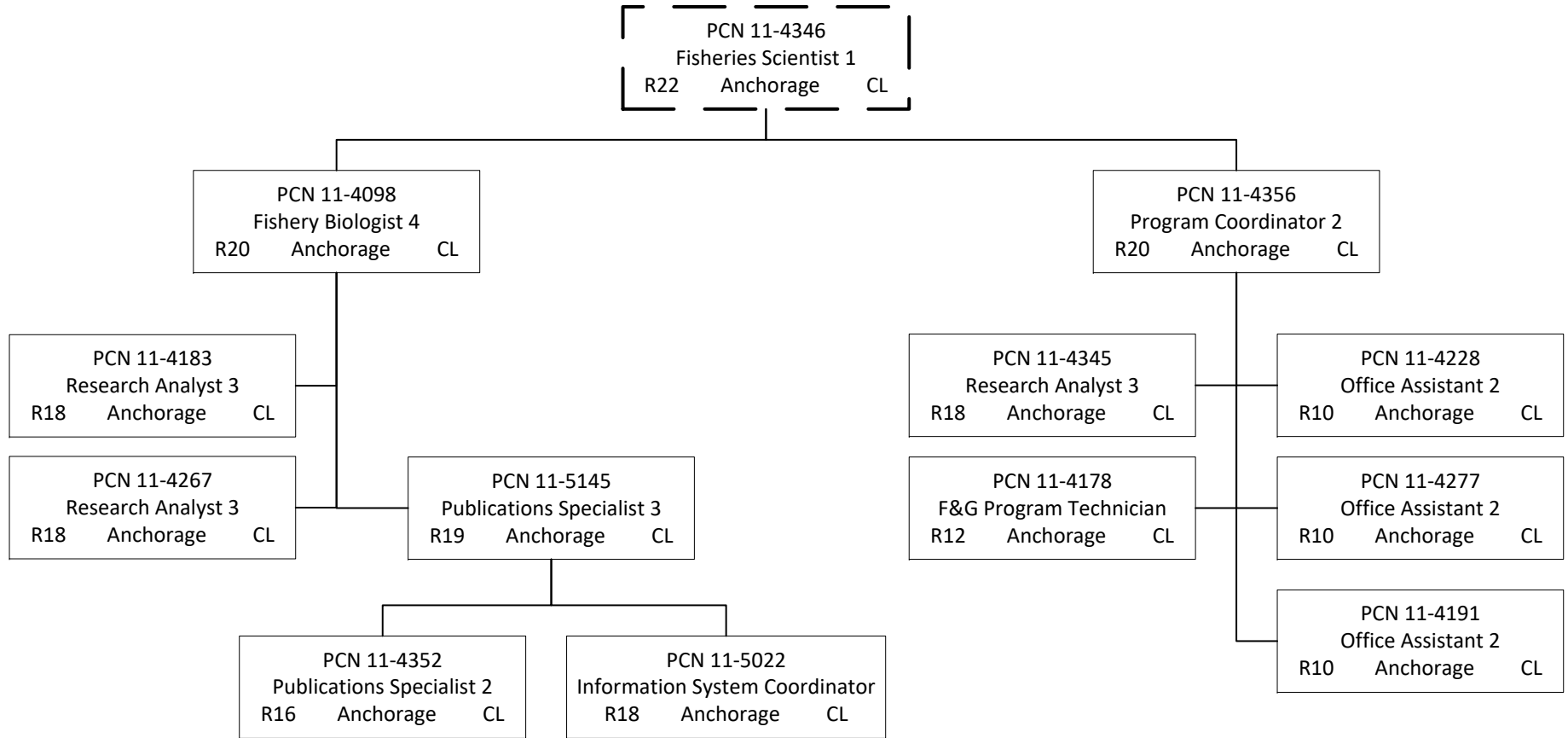


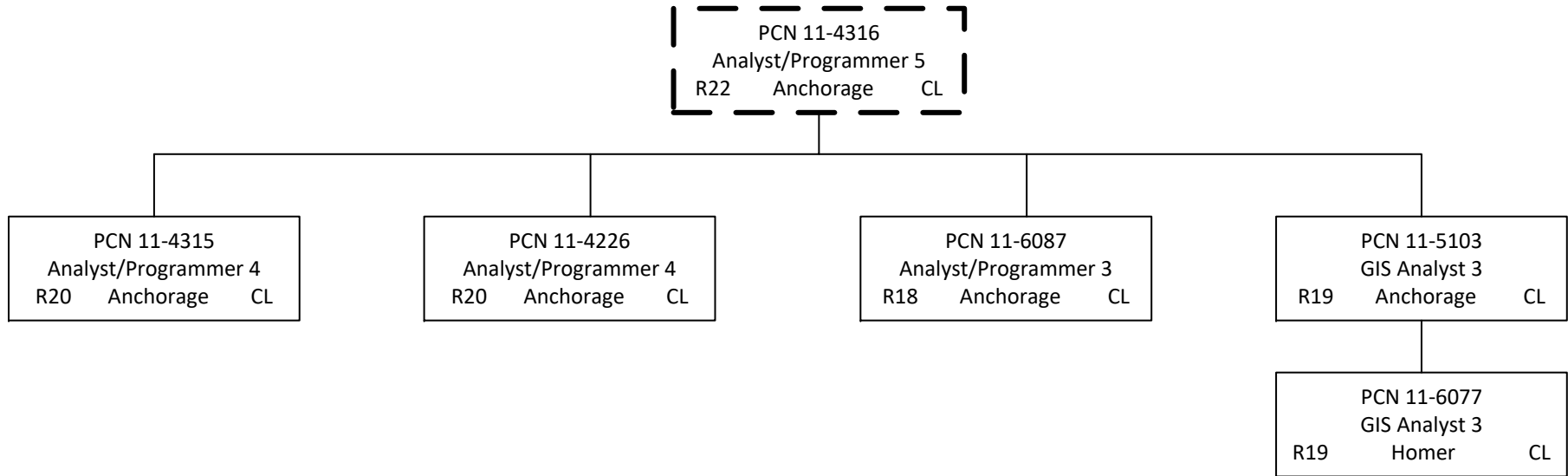


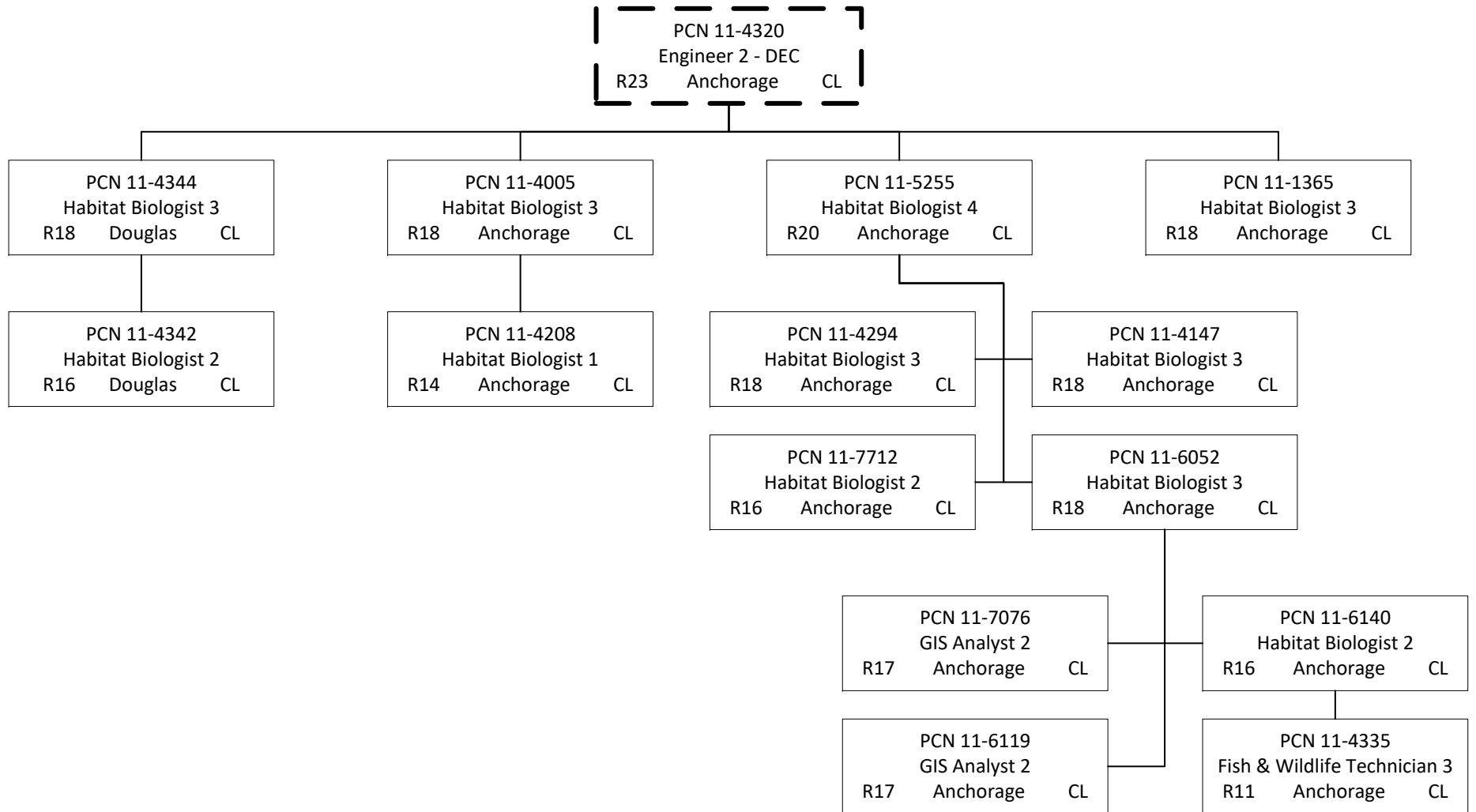












Position counted on
another page

