

State of Alaska FY2024 Governor's Operating Budget

Department of Labor and Workforce Development Labor Standards and Safety Results Delivery Unit Budget Summary

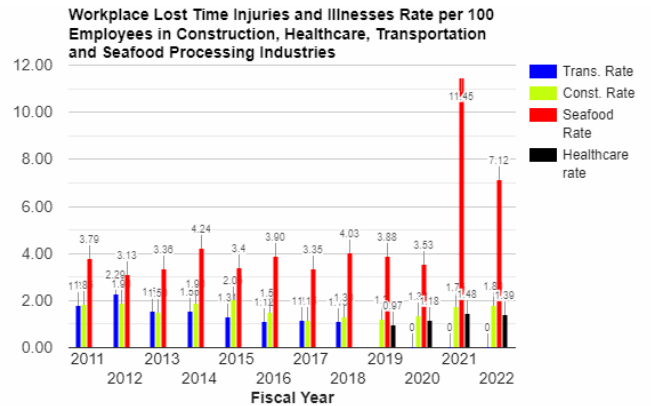
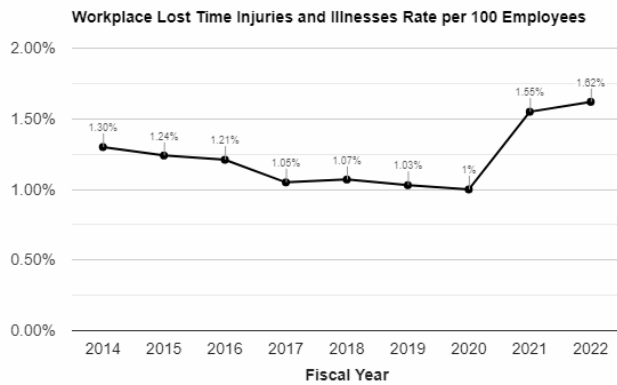
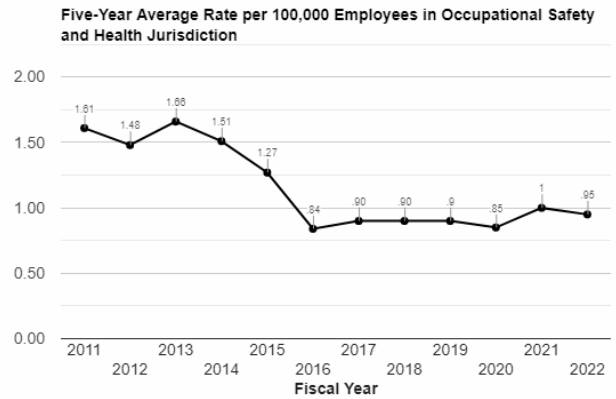
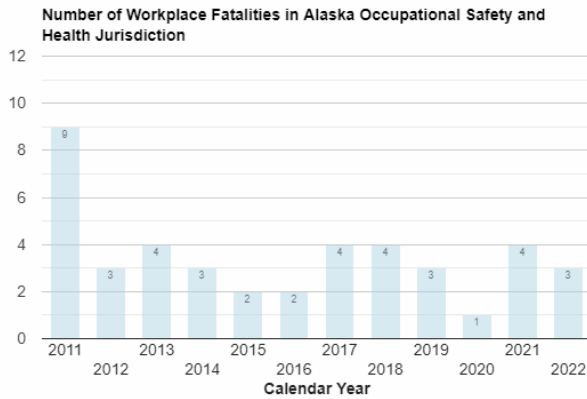
Labor Standards and Safety Results Delivery Unit

Contribution to Department's Mission

Ensure safe and legal working conditions.

Results

(Additional performance information is available on the web at <https://omb.alaska.gov/results>.)



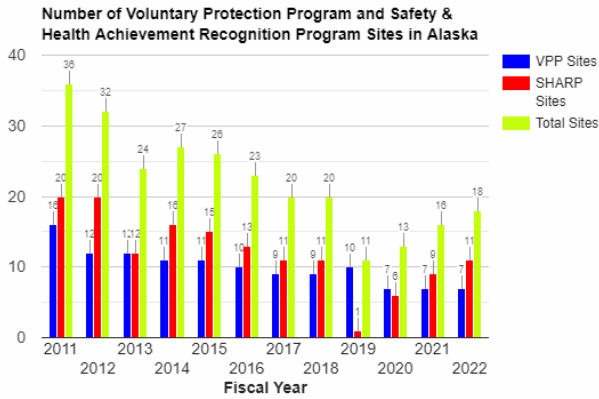
Core Services

- Occupational safety and health, law enforcement, training, and consultation.
- Electrical and mechanical code compliance inspection and training.
- Wage and child labor law enforcement and training.

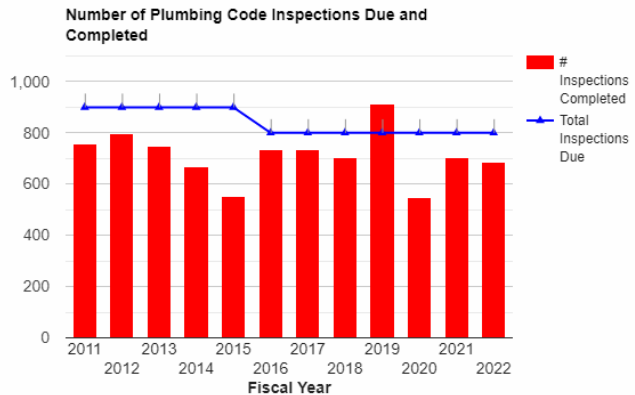
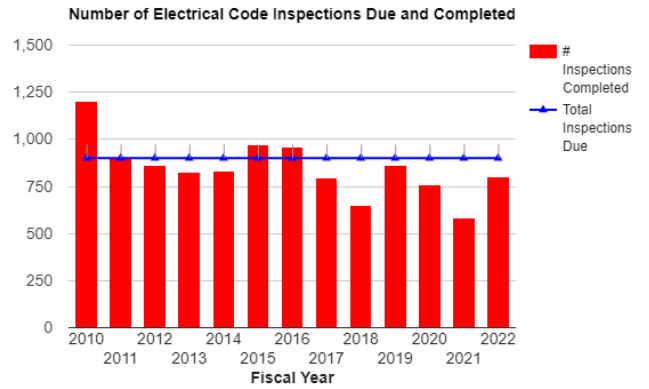
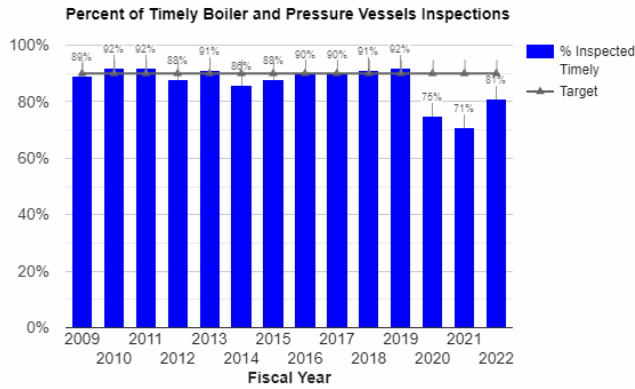
Measures by Core Service

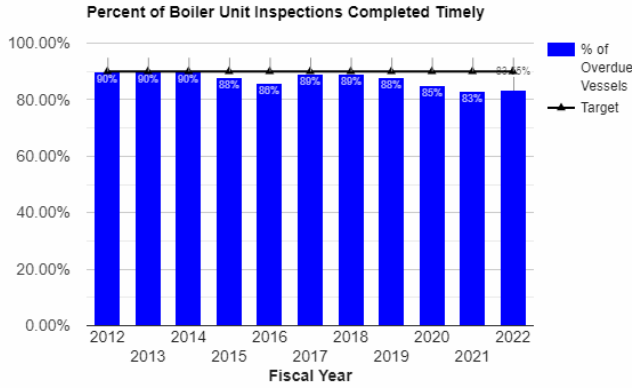
(Additional performance information is available on the web at <https://omb.alaska.gov/results>.)

1. Occupational safety and health, law enforcement, training, and consultation.

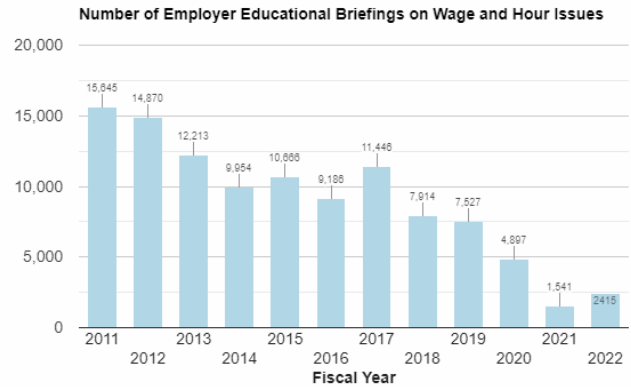
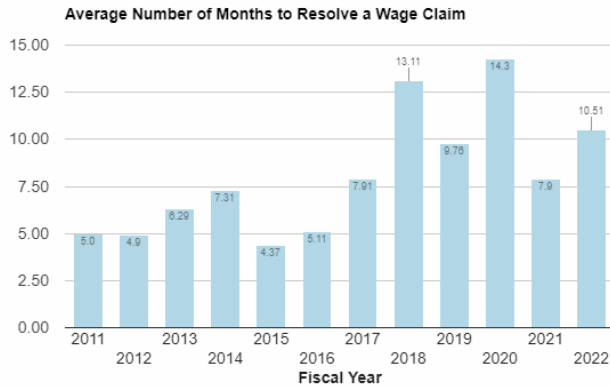


2. Electrical and mechanical code compliance inspection and training.





3. Wage and child labor law enforcement and training.



Major RDU Accomplishments in 2022

- Worked with the Governor’s Administration as well as the Legislature to enact legislation that strengthens safety standards for workers while maintaining federal compliance for Alaska’s occupational safety and health programs.
- Collected \$436,787 in wages, penalties, and interest owed to Alaskan workers.
- Conducted 335 Occupational Safety and Health Consultation visits and training to 1,778 workers, and 258 Enforcement inspections.
- Conducted a total of 6,571 boiler, elevator, electrical, and plumbing inspections; and 2,118 on-site construction project visits statewide to ensure contractor-licensing and Certificate of Fitness compliance, resulting in 90 enforcement actions.

Key RDU Challenges

The Division of Labor Standards and Safety (LSS) continues to be challenged to conduct inspections throughout the state of Alaska due to high staff turnover rates, budgetary concerns, and COVID-19 mandates in place. The programmatic challenges faced by Occupational Safety and Health, Mechanical Inspection, and Wage and Hour due to the COVID-19 pandemic are not unique to Alaska and follow national trends in reduced total numbers of workplace consultations, inspections, wage claims, and fewer opportunities to provide on-site testing. Increasing COVID-19 mandates in FY2022 will significantly impact metrics and programmatic elements across all three of LSS’ components.

LSS continues to be challenged with upholding worker protections across all three components due to unpredictable annual legal costs and decreases in revenues due to the COVID-19 pandemic. These legal costs

are outside of the division's control and can exceed budgeted annual amounts.

Significant Changes in Results to be Delivered in FY2024

The COVID-19 pandemic will continue to cause noticeable reductions in LSS' abilities to protect Alaska's workforce by performing construction, healthcare, and seafood processing inspections, educational briefings, the processing of youth work permits and wage claims. LSS will utilize this time to work on closing out older whistleblower and wage and hour cases, conducting virtual consultation and training sessions, and working with employers over the phone and virtually as much as possible.

Contact Information
<p>Contact: William Harlan, Director Phone: (907) 269-4961 E-mail: william.harlan@alaska.gov</p>

**Labor Standards and Safety
RDU Financial Summary by Component**

All dollars shown in thousands

	FY2022 Actuals				FY2023 Management Plan				FY2024 Governor			
	UGF+DGF Funds	Other Funds	Federal Funds	Total Funds	UGF+DGF Funds	Other Funds	Federal Funds	Total Funds	UGF+DGF Funds	Other Funds	Federal Funds	Total Funds
Formula Expenditures None.												
Non-Formula Expenditures												
Wage and Hour Administration	1,756.9	185.1	0.0	1,942.0	1,681.6	664.2	0.0	2,345.8	2,065.8	671.8	0.0	2,737.6
Mechanical Inspection	1,846.8	518.4	0.0	2,365.2	2,317.6	761.6	0.0	3,079.2	2,364.8	777.5	0.0	3,142.3
Occupational Safety and Health	2,192.4	199.6	2,046.8	4,438.8	2,782.8	312.1	2,208.7	5,303.6	2,830.1	317.0	2,259.8	5,406.9
Alaska Safety Advisory Council	0.0	92.7	0.0	92.7	0.0	186.6	0.0	186.6	0.0	187.1	0.0	187.1
Totals	5,796.1	995.8	2,046.8	8,838.7	6,782.0	1,924.5	2,208.7	10,915.2	7,260.7	1,953.4	2,259.8	11,473.9

Labor Standards and Safety
Summary of RDU Budget Changes by Component
From FY2023 Management Plan to FY2024 Governor

All dollars shown in thousands

	<u>Unrestricted Gen (UGF)</u>	<u>Designated Gen (DGF)</u>	<u>Other Funds</u>	<u>Federal Funds</u>	<u>Total Funds</u>
FY2023 Management Plan	2,708.8	4,073.2	1,924.5	2,208.7	10,915.2
Adjustments which continue current level of service:					
-Wage and Hour Administration	-245.9	30.1	7.6	0.0	-208.2
-Mechanical Inspection	0.0	47.2	15.9	0.0	63.1
-Occupational Safety and Health	32.9	14.4	4.9	51.1	103.3
-Alaska Safety Advisory Council	0.0	0.0	0.5	0.0	0.5
Proposed budget increases:					
-Wage and Hour Administration	0.0	600.0	0.0	0.0	600.0
FY2024 Governor	2,495.8	4,764.9	1,953.4	2,259.8	11,473.9