

State of Alaska FY2024 Governor's Operating Budget

Department of Labor and Workforce Development

Department of Labor and Workforce Development

Mission

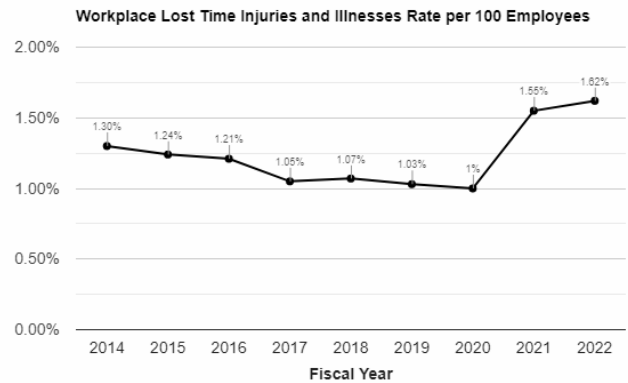
Provide safe and legal working conditions and to advance opportunities for employment. AS 23.05.010

	Core Services (in priority order)	UGF	DGF	Other	Fed	Total	PFT	PPT	NP	% GF
1	Protect Workers	3,466.2	15,699.6	2,168.1	2,504.6	23,838.4	134.6	0.0	2.1	30.1%
2	Workforce Development	23,187.3	19,307.1	12,236.1	51,790.5	106,521.0	332.4	18.0	18.3	66.7%
3	Income Replacement	1,077.4	935.8	1,694.8	37,647.8	41,355.7	197.1	26.0	3.6	3.2%
	FY2023 Management Plan	27,730.9	35,942.4	16,099.0	91,942.9	171,715.2	664.0	44.0	24.0	

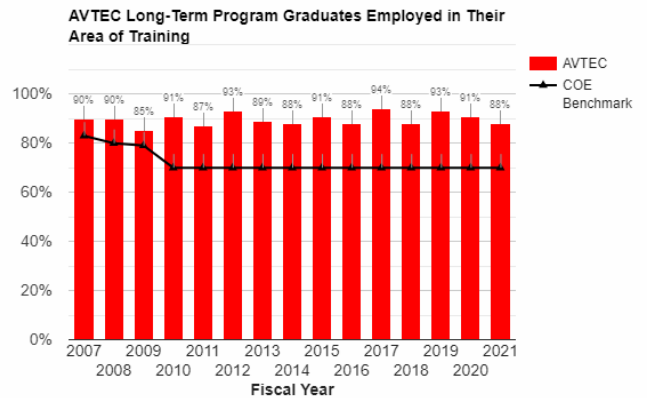
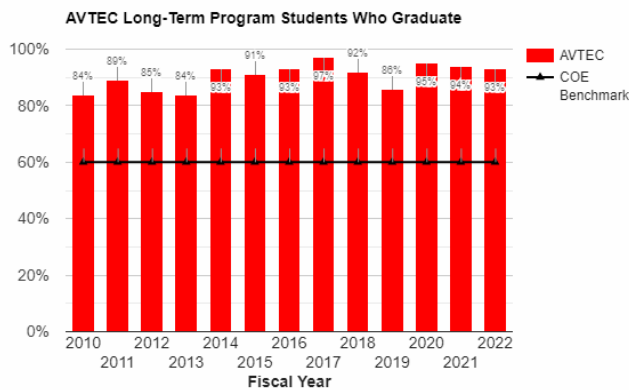
Measures by Core Service

(Additional performance information is available on the web at <https://omb.alaska.gov/results>.)

1. Protect Workers

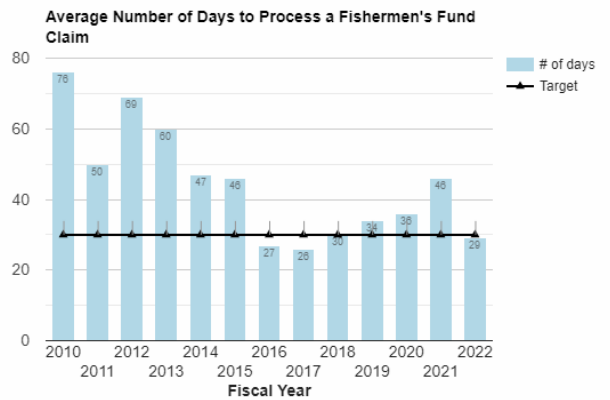
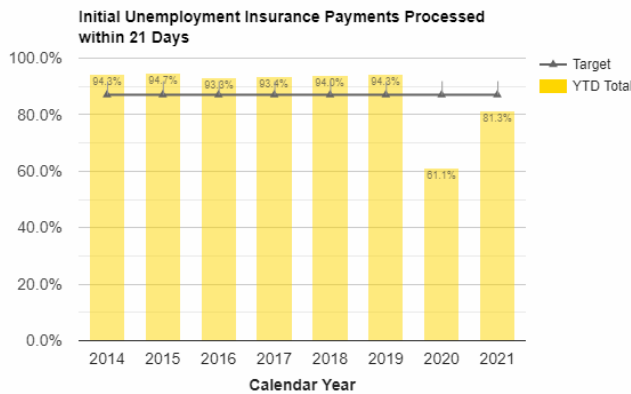


2. Workforce Development





3. Income Replacement



Major Department Accomplishments in 2022

Protect Workers

The Division of Labor Standards and Safety's (LSS) Wage and Hour Administration component collected \$43,678.7 in wages, penalties, and interest owed to Alaska workers, and provided more than 1,541 voluntary compliance briefings to employers.

The LSS Mechanical Inspection component conducted a total of 6,571 boiler, elevator, electrical, and plumbing inspections and 2,118 on-site construction project visits statewide to ensure contractor licensing compliance. Staff identified 638 code violations and conducted 90 enforcement actions to protect Alaskans.

The Alaska Labor Relations Agency component issued 100 percent of its decisions in an average of 75 days, well below the 90-day target.

Workforce Development

The Division of Employment and Training Services (DETS) closed the National Health Emergency (Opioid) Dislocated Worker Grant June 30, 2021. The program served a total of 1,037 individuals impacted by the opioid epidemic with incumbent worker training, direct participation, community-centered opioid training for the Kodiak and Nome Police Departments, and skills upgrade training for counselors.

Employment services through Alaska Job Centers adjusted to distance and on-line delivery during periods when Alaska Job Centers were not opened for in-person services. The Alaska Job Centers reopened for

in-person customers on June 1, 2021, when it was determined appropriate and safe. Distance and on-line delivery continue to be offered and further pursued through the adoption of technologies such as the AlaskaJobs system and other virtual services.

The Work Opportunity Tax Credit (WOTC) program applied for and received a \$100,000 award from Employment and Training Administration to address its backlog in August 2021. By leveraging the enhanced capacity of the AlaskaJobs WOTC module and with the help of two additional non-permanent technicians, the program issued a record 7,518 certifications for up to \$24,590,850 in tax credits for Alaska employers who hired at-risk job seekers.

The Division of Vocational Rehabilitation (DVR) helped 251 disabled Alaskans gain employment through Individualized Plans for Employment. DVR also served 366 individuals 55 years of age and older who were blind or had a significant visual impairment. Services were provided to those individuals in their local communities, and included mobility training, peer support, independent living skills training and low vision assessments.

Alaska Vocational Technical Center (AVTEC) students achieved an average 94 percent graduation rate across all course offerings.

AVTEC responded to employer workforce demand for shore side boat maintenance employees by developing a suite of Marine Vessel Maintenance and Repair training courses that can be customized for small shipyard employers and employees.

Income Replacement

The Division of Workers' Compensation (WC) worked with the Medical Services Review Committee (MSRC) to continue its phased-in cost reduction approach to lowering medical costs gradually, which directly resulted in a 3.7 percent workers' compensation premium rate decrease in May 2016 and helped contribute to the premium rate reductions of 1.6 percent in 2017, 7.9 percent in 2018, 14.8 percent in 2019, and 17.5 percent in 2020. Another significant premium rate reduction is anticipated in 2021.

During FY2021, the Workers' Compensation Appeals Commission closed approximately 90 percent of cases within 12 months of the filing of an appeal or petition for review.

Paid Unemployment Insurance (UI) benefits in a timely manner to 92,665 claimants, totaling over \$865 million in benefits to assist workers who were temporarily out of work due to no fault of their own.

The Rapid Response program worked with 73 businesses to address layoffs due to closures, downsizing, and natural disasters, impacting 3,458 workers. While Rapid Response workshops are normally conducted in person, usually at the worksite, staff provided in-depth information on filing for unemployment insurance benefits, job center services, and training options by phone, email, and virtual means during the year due to the pandemic.

Key Department Challenges

Workforce Development

The Alaska Vocational Technical Center's (AVTEC) campus facilities are aging, and the number of deferred maintenance projects continues to increase. AVTEC and Department of Transportation & Public Facilities staff will continue to address high-priority deferred maintenance projects to ensure AVTEC's instructional, residential, and support facilities continue to be operational.

The DETS Workforce Services component continues efforts to increase utilization of Registered Apprenticeships. While efforts included promoting program benefits, identifying related occupation instruction, assisting employers in identifying Alaskan candidates for the apprenticeship opportunity, and providing financial assistance to support new apprenticeship programs and eligible participants, the hesitance of companies to bring on apprentices during an economic downturn hampered these efforts.

Protect Workers

The Division of Labor Standards and Safety is tasked with conducting inspections throughout the state within reasonable travel budgets and meeting program inspection goals while experiencing staff turnover.

Income Replacement

The Unemployment Insurance (UI) program faces a critical challenge with its antiquated mainframe system. The pandemic brought the system shortcomings to the forefront as Congress passed many new UI programs to help unemployed workers affected by the pandemic. Although Congress provided \$2 billion to the United States Department of Labor (USDOL) to modernize state UI systems, USDOL decided to not provide states with direct funding to replace antiquated UI systems.

The Division of Vocational Rehabilitation's Disability Determination component is implementing the Social Security Administration's (SSA) decision to reinstate the reconsideration review process in Alaska. When an individual applies for Social Security Disability, and is denied benefits, they are entitled to a reconsideration review of their claim. This reconsideration review process is a federal process that will be conducted at the state level and includes hiring and training additional SSA-funded employees to process the workload.

Significant Changes in Results to be Delivered in FY2024

The UI program continues to collaborate with Workforce Services and Workforce Development partners to implement strategies to speed unemployment insurance claimants' return to work. Alaska's Reemployment Services and Eligibility Assessment (RESEA) program began its evidence-based evaluation to ensure program effectiveness in getting unemployed individuals back to work. As program interventions are being reviewed, the UI program and Workforce Services and Workforce Development will continue to assist workers to enable their quick and safe return to work. Efforts are underway in program design and future data systems updates to implement ongoing case management for RESEA through the introduction of a required second interview to assist UI claimants in their return-to-work efforts, increase the active labor pool, and address workforce shortages experienced by Alaska's employers.

The Division of Employment and Training Services (DETS) is implementing a new Virtual Job Fair module into the AlaskaJobs system, allowing employers the choice to pursue connecting to job seekers through technology and removing the barrier of distance or lack of ability to meet in-person.

In FY2023, DETS components Workforce Services and Workforce Development will be consolidated into a single component, Workforce Services and Development. This administrative change will unify management and further align program delivery with required federal reporting and benchmarks, ensuring a seamless delivery of services and information for Alaska's employers, job seekers, and workforce development programs.

To align Information Technology (IT) services with the programs they serve, the Data Processing unit was transferred from Management Services in the Division of Administrative Services into DETS Administration. These IT professionals provide most critical support to DETS, including the legacy Unemployment Insurance program and the AlaskaJobs system supporting the programs of the Workforce Investment Opportunity Act and Wagner-Peyser Act. Approximately 10-15% of this unit's time is also spent on support for the department's other divisions.

AVTEC will expand apprenticeship services and become a multi-employer sponsor, resulting in an increasingly diverse offering of related technical instruction.

The Second Injury Fund program stopped accepting new claims on October 1, 2020, for injuries that occurred on or before August 31, 2018. Only existing claims will be paid and will decline over time until the Fund's liability is exhausted. It will likely take decades for the Fund to pay these ongoing claim obligations, as 95 percent of these claims are categorized as permanent total disability (PTD) benefits. PTD benefits are paid until disability ends or until death.

Contact Information

Commissioner: Dr. Tamika L. Ledbetter
Phone: (907) 269-7485
E-mail: tamika.ledbetter@alaska.gov

**Administrative
Services Director:** Dan DeBartolo
Phone: (907) 465-5984
E-mail: dan.debartolo@alaska.gov

FY2024 Capital Budget Request

Project Title	Unrestricted Gen (UGF)	Designated Gen (DGF)	Other Funds	Federal Funds	Total Funds
Business Enterprise Program: Child Care Facility	620,400	0	0	0	620,400
Business Enterprise Program: Facility Development and Equipment Replacement	1,339,750	0	0	0	1,339,750
Department Total	1,960,150	0	0	0	1,960,150

This is an appropriation level summary only. For allocations and the full project details see the capital budget.

Summary of Department Budget Changes by RDU

From FY2023 Management Plan to FY2024 Governor

All dollars shown in thousands

	<u>Unrestricted Gen (UGF)</u>	<u>Designated Gen (DGF)</u>	<u>Other Funds</u>	<u>Federal Funds</u>	<u>Total Funds</u>
FY2023 Management Plan	27,730.9	35,942.4	16,099.0	91,942.9	171,715.2
One-time items:					
-Commissioner and Administrative	-1,800.0	0.0	-24.5	0.0	-1,824.5
-Workers' Compensation	0.0	-400.0	0.0	0.0	-400.0
-Employment & Training Svcs	-5,600.0	0.0	0.0	-10,000.0	-15,600.0
-AVTEC	0.0	0.0	0.0	-288.8	-288.8
Adjustments which continue current level of service:					
-Commissioner and Administrative	52.3	9.7	337.7	78.5	478.2
-Workers' Compensation	45.1	519.7	0.0	0.0	564.8
-Labor Standards and Safety	-213.0	91.7	28.9	51.1	-41.3
-Employment & Training Svcs	3.4	-168.2	26.7	-1,033.6	-1,171.7
-Vocational Rehabilitation	66.8	190.0	5.1	1,946.9	2,208.8
-AVTEC	703.9	-270.1	36.7	0.0	470.5
Proposed budget increases:					
-Labor Standards and Safety	0.0	600.0	0.0	0.0	600.0
-Employment & Training Svcs	0.0	0.0	0.0	7,890.5	7,890.5
-AVTEC	0.0	0.0	33.6	0.0	33.6
Proposed budget decreases:					
-Commissioner and Administrative	0.0	0.0	-221.6	0.0	-221.6
-Employment & Training Svcs	0.0	0.0	-776.6	0.0	-776.6
FY2024 Governor	20,989.4	36,515.2	15,545.0	90,587.5	163,637.1

Department Totals
Department of Labor and Workforce Development

Description	FY2022 Actuals	FY2023 Conference Committee	FY2023 Authorized	FY2023 Management Plan	FY2024 Governor	FY2023 Management Plan vs FY2024 Governor	
Department Totals	140,188.6	174,018.4	171,715.2	171,715.2	163,637.1	-8,078.1	-4.7%
Objects of Expenditure:							
71000 Personal Services	74,496.9	79,712.0	79,747.0	77,513.3	80,747.9	3,234.6	4.2%
72000 Travel	604.2	1,136.0	1,136.0	1,372.8	1,406.5	33.7	
73000 Services	28,973.9	38,208.0	38,360.7	40,404.5	35,950.7	-4,453.8	-11.0%
74000 Commodities	2,162.9	2,159.8	2,268.9	2,304.7	2,452.7	148.0	6.4%
75000 Capital Outlay	96.1	353.0	353.0	353.0	200.0	-153.0	-43.3%
77000 Grants, Benefits	33,854.6	52,449.6	49,849.6	49,766.9	42,879.3	-6,887.6	-13.8%
78000 Miscellaneous	0.0	0.0	0.0	0.0	0.0	0.0	0.0%
Funding Source:							
1002 Fed Rcpts (Fed)	79,916.2	91,632.8	91,654.1	91,654.1	90,587.5	-1,066.6	-1.2%
1003 G/F Match (UGF)	6,397.0	8,270.6	8,271.6	8,271.6	8,377.2	105.6	1.3%
1004 Gen Fund (UGF)	11,735.9	22,028.3	19,459.3	19,459.3	12,612.2	-6,847.1	-35.2%
1005 GF/Prgrm (DGF)	4,074.5	5,148.7	5,100.5	5,100.5	5,463.6	363.1	7.1%
1007 I/A Rcpts (Other)	10,048.3	14,378.7	14,427.8	14,427.8	13,863.0	-564.8	-3.9%
1031 Sec Injury (DGF)	2,091.8	2,864.3	2,866.1	2,866.1	2,870.2	4.1	0.1%
1032 Fish Fund (DGF)	670.1	1,424.6	1,425.7	1,425.7	1,431.4	5.7	0.4%
1049 Trng Bldg (DGF)	418.1	790.3	790.3	790.3	796.4	6.1	0.8%
1054 Empl Trng (DGF)	7,402.9	8,082.5	8,082.5	8,082.5	8,097.0	14.5	0.2%
1061 CIP Rcpts (Other)	34.1	99.8	99.8	99.8	99.8	0.0	0.0%
1092 MHTAAR (Other)	11.1	24.5	24.5	24.5	25.0	0.5	2.0%
1108 Stat Desig (Other)	848.4	1,415.4	1,422.7	1,422.7	1,433.0	10.3	0.7%
1117 VocRandSh (Other)	73.7	124.2	124.2	124.2	124.2	0.0	0.0%
1151 VoTech Ed (DGF)	6,295.2	7,570.6	7,570.6	7,570.6	7,580.1	9.5	0.1%
1157 Wrkrs Safe (DGF)	7,928.0	7,266.1	7,296.0	7,296.0	7,418.9	122.9	1.7%
1172 Bldg Safe (DGF)	1,775.9	1,971.9	1,885.6	1,885.6	1,929.8	44.2	2.3%
1203 WCBG Fund (DGF)	201.7	785.1	785.1	785.1	787.8	2.7	0.3%
1237 VocSmBus (DGF)	113.5	140.0	140.0	140.0	140.0	0.0	0.0%
1265 COVID Fed (Fed)	152.2	0.0	288.8	288.8	0.0	-288.8	-100.0%
Totals:							
Unrestricted Gen (UGF)	18,132.9	30,298.9	27,730.9	27,730.9	20,989.4	-6,741.5	-24.3%
Designated Gen (DGF)	30,971.7	36,044.1	35,942.4	35,942.4	36,515.2	572.8	1.6%
Other Funds	11,015.6	16,042.6	16,099.0	16,099.0	15,545.0	-554.0	-3.4%
Federal Funds	80,068.4	91,632.8	91,942.9	91,942.9	90,587.5	-1,355.4	-1.5%

Department Totals
Department of Labor and Workforce Development

Description	FY2022 Actuals	FY2023 Conference Committee	FY2023 Authorized	FY2023 Management Plan	FY2024 Governor	FY2023 Management Plan vs FY2024 Governor	
Positions:							
Permanent Full Time	666	668	667	664	664	0	0.0%
Permanent Part Time	46	44	44	44	44	0	0.0%
Non Permanent	26	25	25	24	24	0	0.0%

Component Summary Unrestricted General Funds Only
Department of Labor and Workforce Development

Results Delivery Unit/ Component	FY2022 Actuals	FY2023 Conference Committee	FY2023 Authorized	FY2023 Management Plan	FY2024 Governor	FY2023 Management Plan vs FY2024 Governor	
Commissioner and Administrative Services							
Commissioner's Office	1,227.1	461.6	480.9	480.9	484.2	3.3	0.7%
Workforce Investment Board	1,778.5	6,704.9	4,105.6	4,105.6	2,306.9	-1,798.7	-43.8%
Alaska Labor Relations Agency	386.2	488.0	488.0	488.0	512.6	24.6	5.0%
Management Services	113.1	347.8	392.3	392.3	397.8	5.5	1.4%
Leasing	2,327.0	2,070.4	2,070.4	2,070.4	2,070.4	0.0	0.0%
Labor Market Information	909.1	904.3	904.3	904.3	921.9	17.6	1.9%
RDU Totals:	6,741.0	10,977.0	8,441.5	8,441.5	6,693.8	-1,747.7	-20.7%
Workers' Compensation							
Workers' Compensation	0.0	0.0	0.0	0.0	19.8	19.8	100.0%
Workers' Comp Appeals Comm	0.0	0.0	0.0	0.0	25.3	25.3	100.0%
RDU Totals:	0.0	0.0	0.0	0.0	45.1	45.1	100.0%
Labor Standards and Safety							
Wage and Hour Administration	260.3	258.8	260.8	260.8	14.9	-245.9	-94.3%
Mechanical Inspection	0.0	293.9	293.9	293.9	293.9	0.0	0.0%
Occupational Safety and Health	262.6	2,154.1	2,154.1	2,154.1	2,187.0	32.9	1.5%
RDU Totals:	522.9	2,706.8	2,708.8	2,708.8	2,495.8	-213.0	-7.9%
Employment and Training Services							
DETS Administration	0.0	15.0	15.0	15.0	15.0	0.0	0.0%
Workforce Services	0.0	1,000.0	1,000.0	1,000.0	1,974.2	974.2	97.4%
Workforce Development	1,972.1	6,570.8	6,570.8	6,570.8	0.0	-6,570.8	-100.0%
RDU Totals:	1,972.1	7,585.8	7,585.8	7,585.8	1,989.2	-5,596.6	-73.8%
Vocational Rehabilitation							
Client Services	4,024.2	4,063.7	4,064.7	4,064.7	4,130.8	66.1	1.6%
Special Projects	150.0	153.0	153.0	153.0	153.7	0.7	0.5%
RDU Totals:	4,174.2	4,216.7	4,217.7	4,217.7	4,284.5	66.8	1.6%
Alaska Vocational Technical Center							
AVTEC	4,722.7	4,768.1	4,777.1	4,777.1	5,481.0	703.9	14.7%
RDU Totals:	4,722.7	4,768.1	4,777.1	4,777.1	5,481.0	703.9	14.7%
Agency Unallocated							
Unallocated Rates Adjustment	0.0	44.5	0.0	0.0	0.0	0.0	0.0%
RDU Totals:	0.0	44.5	0.0	0.0	0.0	0.0	0.0%
Unrestricted Gen (UGF):	18,132.9	30,298.9	27,730.9	27,730.9	20,989.4	-6,741.5	-24.3%
Designated Gen (DGF):	0.0	0.0	0.0	0.0	0.0	0.0	0.0%
Other Funds:	0.0	0.0	0.0	0.0	0.0	0.0	0.0%
Federal Funds:	0.0	0.0	0.0	0.0	0.0	0.0	0.0%
Total Funds:	18,132.9	30,298.9	27,730.9	27,730.9	20,989.4	-6,741.5	-24.3%

Component Summary All Funds
Department of Labor and Workforce Development

Results Delivery Unit/ Component	FY2022 Actuals	FY2023 Conference Committee	FY2023 Authorized	FY2023 Management Plan	FY2024 Governor	FY2023 Management Plan vs FY2024 Governor	
Commissioner and Administrative Services							
Commissioner's Office	1,926.8	1,244.4	1,288.8	1,288.8	1,554.2	265.4	20.6%
Workforce Investment Board	17,099.4	25,250.0	22,669.1	22,669.1	20,679.3	-1,989.8	-8.8%
Alaska Labor Relations Agency	386.2	488.0	488.0	488.0	512.6	24.6	5.0%
Management Services	3,540.1	4,041.4	4,326.6	4,326.6	4,385.9	59.3	1.4%
Leasing	2,327.0	2,070.4	2,070.4	2,070.4	2,070.4	0.0	0.0%
Labor Market Information	3,595.6	3,993.6	3,996.3	3,996.3	4,068.9	72.6	1.8%
RDU Totals:	28,875.1	37,087.8	34,839.2	34,839.2	33,271.3	-1,567.9	-4.5%
Workers' Compensation							
Workers' Compensation	5,569.5	6,048.6	6,096.7	6,096.7	6,220.0	123.3	2.0%
Workers' Comp Appeals Comm	349.4	435.5	443.9	443.9	472.9	29.0	6.5%
WC Benefits Guaranty Fund	201.7	784.7	785.1	785.1	787.8	2.7	0.3%
Second Injury Fund	2,091.8	2,862.6	2,866.1	2,866.1	2,870.2	4.1	0.1%
Fishermen's Fund	670.1	1,423.1	1,425.7	1,425.7	1,431.4	5.7	0.4%
RDU Totals:	8,882.5	11,554.5	11,617.5	11,617.5	11,782.3	164.8	1.4%
Labor Standards and Safety							
Wage and Hour Administration	1,942.0	2,376.7	2,345.8	2,345.8	2,737.6	391.8	16.7%
Mechanical Inspection	2,365.2	3,158.0	3,079.2	3,079.2	3,142.3	63.1	2.0%
Occupational Safety and Health	4,438.8	5,293.3	5,303.6	5,303.6	5,406.9	103.3	1.9%
Alaska Safety Advisory Council	92.7	186.6	186.6	186.6	187.1	0.5	0.3%
RDU Totals:	8,838.7	11,014.6	10,915.2	10,915.2	11,473.9	558.7	5.1%
Employment and Training Services							
DETS Administration	6,627.3	5,419.2	5,432.0	7,262.0	8,259.1	997.1	13.7%
Workforce Services	15,240.2	18,381.4	18,382.8	18,382.8	25,852.4	7,469.6	40.6%
Workforce Development	10,021.1	14,915.0	14,915.0	14,885.0	0.0	-14,885.0	-100.0%
Unemployment Insurance	26,396.1	33,518.5	33,518.5	31,718.5	28,479.0	-3,239.5	-10.2%
RDU Totals:	58,284.7	72,234.1	72,248.3	72,248.3	62,590.5	-9,657.8	-13.4%
Vocational Rehabilitation							
Voc Rehab Administration	1,271.2	1,442.5	1,452.8	1,452.8	1,313.6	-139.2	-9.6%
Client Services	14,359.6	17,661.8	17,665.2	17,431.9	17,946.3	514.4	3.0%
Disability Determination	4,643.4	6,075.7	6,075.7	6,075.7	6,148.4	72.7	1.2%
Special Projects	918.6	934.9	934.9	1,168.2	2,929.1	1,760.9	150.7%
RDU Totals:	21,192.8	26,114.9	26,128.6	26,128.6	28,337.4	2,208.8	8.5%
Alaska Vocational Technical Center							
AVTEC	11,890.3	13,692.4	13,999.4	13,999.4	14,167.0	167.6	1.2%
AVTEC Facilities Maintenance	2,224.5	1,967.0	1,967.0	1,967.0	2,014.7	47.7	2.4%
RDU Totals:	14,114.8	15,659.4	15,966.4	15,966.4	16,181.7	215.3	1.3%
Agency Unallocated							
Unallocated Rates Adjustment	0.0	353.1	0.0	0.0	0.0	0.0	0.0%
RDU Totals:	0.0	353.1	0.0	0.0	0.0	0.0	0.0%

Component Summary All Funds
Department of Labor and Workforce Development

Results Delivery Unit/ Component	FY2022 Actuals	FY2023 Conference Committee	FY2023 Authorized	FY2023 Management Plan	FY2024 Governor	FY2023 Management Plan vs FY2024 Governor	
Unrestricted Gen (UGF):	18,132.9	30,298.9	27,730.9	27,730.9	20,989.4	-6,741.5	-24.3%
Designated Gen (DGF):	30,971.7	36,044.1	35,942.4	35,942.4	36,515.2	572.8	1.6%
Other Funds:	11,015.6	16,042.6	16,099.0	16,099.0	15,545.0	-554.0	-3.4%
Federal Funds:	80,068.4	91,632.8	91,942.9	91,942.9	90,587.5	-1,355.4	-1.5%
Total Funds:	140,188.6	174,018.4	171,715.2	171,715.2	163,637.1	-8,078.1	-4.7%
Permanent Full Time:	666	668	667	664	664	0	0.0%
Permanent Part Time:	46	44	44	44	44	0	0.0%
Non Permanent:	26	25	25	24	24	0	0.0%
Total Positions:	738	737	736	732	732	0	0.0%

Inter-Agency Revenue Summary
Department of Labor and Workforce Development
Revenue Type Inter-Agency Receipts Only

Scenario: FY2024 Governor (19867)

IRIS Revenue Type	IRIS Revenue Source Code	Component	Total
Department of Labor and Workforce Development Totals:			12,891.3
5002 Fed Rcpts	5003 Federal - Indirect Recovery	Labor - AVTEC (2686)	-118.9
5002 Fed Rcpts	5003 Federal - Indirect Recovery	Labor - Commissioner's Office (340)	-392.1
5002 Fed Rcpts	5003 Federal - Indirect Recovery	Labor - Labor Market Information (336)	-172.4
5007 I/A Rcpts	5301 Inter-Agency Receipts	Admin - Department-wide	2.8
5007 I/A Rcpts	5301 Inter-Agency Receipts	Commerce - Department-wide	351.0
5007 I/A Rcpts	5301 Inter-Agency Receipts	E&ED - Department-wide	782.7
5007 I/A Rcpts	5301 Inter-Agency Receipts	H&SS - Department-wide	360.0
5007 I/A Rcpts	5301 Inter-Agency Receipts	Labor - AVTEC (2686)	2,462.1
5007 I/A Rcpts	5301 Inter-Agency Receipts	Labor - Client Services (1828)	284.7
5007 I/A Rcpts	5301 Inter-Agency Receipts	Labor - Commissioner's Office (340)	-240.3
5007 I/A Rcpts	5301 Inter-Agency Receipts	Labor - DETS Administration (3116)	-448.0
5007 I/A Rcpts	5301 Inter-Agency Receipts	Labor - Disability Determination (206)	188.0
5007 I/A Rcpts	5301 Inter-Agency Receipts	Labor - Fishermen's Fund (343)	165.0
5007 I/A Rcpts	5301 Inter-Agency Receipts	Labor - Labor Market Information (336)	-67.2
5007 I/A Rcpts	5301 Inter-Agency Receipts	Labor - Management Services (335)	1,983.2
5007 I/A Rcpts	5301 Inter-Agency Receipts	Labor - Occupational Safety and Health (970)	310.0
5007 I/A Rcpts	5301 Inter-Agency Receipts	Labor - Special Projects (1958)	4.5
5007 I/A Rcpts	5301 Inter-Agency Receipts	Labor - Unemployment Insurance (2276)	719.2
5007 I/A Rcpts	5301 Inter-Agency Receipts	Labor - Wage and Hour Administration (345)	52.0
5007 I/A Rcpts	5301 Inter-Agency Receipts	Labor - Workers' Compensation (344)	105.9
5007 I/A Rcpts	5301 Inter-Agency Receipts	Labor - Workforce Development (3117)	2,781.6
5007 I/A Rcpts	5301 Inter-Agency Receipts	Labor - Workforce Investment Board (2659)	377.6
5007 I/A Rcpts	5301 Inter-Agency Receipts	Labor - Workforce Services (2761)	2,698.2
5007 I/A Rcpts	5301 Inter-Agency Receipts	Law - Department-wide	5.2
5007 I/A Rcpts	5301 Inter-Agency Receipts	Rev - Department-wide	482.0
5007 I/A Rcpts	5301 Inter-Agency Receipts	Trans - Department-wide	44.5
5007 I/A Rcpts	5301 Inter-Agency Receipts	Univ - Department-wide	170.0
RDU: Commissioner and Administrative Services (109)			3,674.5
5002 Fed Rcpts	5003 Federal - Indirect Recovery	Labor - AVTEC (2686)	-118.9
5002 Fed Rcpts	5003 Federal - Indirect Recovery	Labor - Commissioner's Office (340)	-392.1
5002 Fed Rcpts	5003 Federal - Indirect Recovery	Labor - Labor Market Information (336)	-172.4
5007 I/A Rcpts	5301 Inter-Agency Receipts	E&ED - Department-wide	10.7
5007 I/A Rcpts	5301 Inter-Agency Receipts	H&SS - Department-wide	99.5
5007 I/A Rcpts	5301 Inter-Agency Receipts	Labor - AVTEC (2686)	-37.9
5007 I/A Rcpts	5301 Inter-Agency Receipts	Labor - Client Services (1828)	25.1
5007 I/A Rcpts	5301 Inter-Agency Receipts	Labor - Commissioner's Office (340)	-240.3
5007 I/A Rcpts	5301 Inter-Agency Receipts	Labor - DETS Administration (3116)	-448.0
5007 I/A Rcpts	5301 Inter-Agency Receipts	Labor - Labor Market Information (336)	-105.7
5007 I/A Rcpts	5301 Inter-Agency Receipts	Labor - Management Services (335)	1,333.2
5007 I/A Rcpts	5301 Inter-Agency Receipts	Labor - Special Projects (1958)	4.5
5007 I/A Rcpts	5301 Inter-Agency Receipts	Labor - Unemployment Insurance (2276)	318.2
5007 I/A Rcpts	5301 Inter-Agency Receipts	Labor - Wage and Hour Administration (345)	12.0
5007 I/A Rcpts	5301 Inter-Agency Receipts	Labor - Workforce Development (3117)	2,600.9
5007 I/A Rcpts	5301 Inter-Agency Receipts	Labor - Workforce Investment Board (2659)	77.2
5007 I/A Rcpts	5301 Inter-Agency Receipts	Labor - Workforce Services (2761)	449.5
5007 I/A Rcpts	5301 Inter-Agency Receipts	Rev - Department-wide	114.0
5007 I/A Rcpts	5301 Inter-Agency Receipts	Univ - Department-wide	145.0
Component: Commissioner's Office (340)			1,070.0
5007 I/A Rcpts	5301 Inter-Agency Receipts	Labor - Management Services (335)	1,070.0
Component: Workforce Investment Board (2659)			2,544.8
5007 I/A Rcpts	5301 Inter-Agency Receipts	E&ED - Department-wide	2.8
5007 I/A Rcpts	5301 Inter-Agency Receipts	H&SS - Department-wide	42.0
5007 I/A Rcpts	5301 Inter-Agency Receipts	Labor - AVTEC (2686)	35.0
5007 I/A Rcpts	5301 Inter-Agency Receipts	Labor - Client Services (1828)	25.1
5007 I/A Rcpts	5301 Inter-Agency Receipts	Labor - Special Projects (1958)	4.5
5007 I/A Rcpts	5301 Inter-Agency Receipts	Labor - Workforce Development (3117)	2,380.9
5007 I/A Rcpts	5301 Inter-Agency Receipts	Labor - Workforce Investment Board (2659)	27.2
5007 I/A Rcpts	5301 Inter-Agency Receipts	Labor - Workforce Services (2761)	27.3
Component: Management Services (335)			-1,550.3
5002 Fed Rcpts	5003 Federal - Indirect Recovery	Labor - AVTEC (2686)	-118.9

Inter-Agency Revenue Summary
Department of Labor and Workforce Development
Revenue Type Inter-Agency Receipts Only

Scenario: FY2024 Governor (19867)

IRIS Revenue Type	IRIS Revenue Source Code	Component	Total
5002 Fed Rcpts	5003 Federal - Indirect Recovery	Labor - Commissioner's Office (340)	-392.1
5002 Fed Rcpts	5003 Federal - Indirect Recovery	Labor - Labor Market Information (336)	-172.4
5007 I/A Rcpts	5301 Inter-Agency Receipts	Labor - AVTEC (2686)	-72.9
5007 I/A Rcpts	5301 Inter-Agency Receipts	Labor - Commissioner's Office (340)	-240.3
5007 I/A Rcpts	5301 Inter-Agency Receipts	Labor - DETS Administration (3116)	-448.0
5007 I/A Rcpts	5301 Inter-Agency Receipts	Labor - Labor Market Information (336)	-105.7
Component: Labor Market Information (336)			1,610.0
5007 I/A Rcpts	5301 Inter-Agency Receipts	E&ED - Department-wide	7.9
5007 I/A Rcpts	5301 Inter-Agency Receipts	H&SS - Department-wide	57.5
5007 I/A Rcpts	5301 Inter-Agency Receipts	Labor - Management Services (335)	263.2
5007 I/A Rcpts	5301 Inter-Agency Receipts	Labor - Unemployment Insurance (2276)	318.2
5007 I/A Rcpts	5301 Inter-Agency Receipts	Labor - Wage and Hour Administration (345)	12.0
5007 I/A Rcpts	5301 Inter-Agency Receipts	Labor - Workforce Development (3117)	220.0
5007 I/A Rcpts	5301 Inter-Agency Receipts	Labor - Workforce Investment Board (2659)	50.0
5007 I/A Rcpts	5301 Inter-Agency Receipts	Labor - Workforce Services (2761)	422.2
5007 I/A Rcpts	5301 Inter-Agency Receipts	Rev - Department-wide	114.0
5007 I/A Rcpts	5301 Inter-Agency Receipts	Univ - Department-wide	145.0
RDU: Labor Standards and Safety (113)			926.3
5007 I/A Rcpts	5301 Inter-Agency Receipts	Commerce - Department-wide	350.0
5007 I/A Rcpts	5301 Inter-Agency Receipts	Labor - Occupational Safety and Health (970)	310.0
5007 I/A Rcpts	5301 Inter-Agency Receipts	Rev - Department-wide	266.3
Component: Mechanical Inspection (346)			720.0
5007 I/A Rcpts	5301 Inter-Agency Receipts	Commerce - Department-wide	350.0
5007 I/A Rcpts	5301 Inter-Agency Receipts	Labor - Occupational Safety and Health (970)	310.0
5007 I/A Rcpts	5301 Inter-Agency Receipts	Rev - Department-wide	60.0
Component: Occupational Safety and Health (970)			206.3
5007 I/A Rcpts	5301 Inter-Agency Receipts	Rev - Department-wide	206.3
RDU: Employment and Training Services (646)			4,025.7
5007 I/A Rcpts	5301 Inter-Agency Receipts	Admin - Department-wide	2.8
5007 I/A Rcpts	5301 Inter-Agency Receipts	Commerce - Department-wide	1.0
5007 I/A Rcpts	5301 Inter-Agency Receipts	E&ED - Department-wide	3.8
5007 I/A Rcpts	5301 Inter-Agency Receipts	H&SS - Department-wide	93.9
5007 I/A Rcpts	5301 Inter-Agency Receipts	Labor - Client Services (1828)	28.0
5007 I/A Rcpts	5301 Inter-Agency Receipts	Labor - Disability Determination (206)	130.0
5007 I/A Rcpts	5301 Inter-Agency Receipts	Labor - Fishermen's Fund (343)	165.0
5007 I/A Rcpts	5301 Inter-Agency Receipts	Labor - Labor Market Information (336)	38.5
5007 I/A Rcpts	5301 Inter-Agency Receipts	Labor - Management Services (335)	650.0
5007 I/A Rcpts	5301 Inter-Agency Receipts	Labor - Unemployment Insurance (2276)	401.0
5007 I/A Rcpts	5301 Inter-Agency Receipts	Labor - Wage and Hour Administration (345)	40.0
5007 I/A Rcpts	5301 Inter-Agency Receipts	Labor - Workers' Compensation (344)	105.9
5007 I/A Rcpts	5301 Inter-Agency Receipts	Labor - Workforce Development (3117)	10.2
5007 I/A Rcpts	5301 Inter-Agency Receipts	Labor - Workforce Services (2761)	2,248.7
5007 I/A Rcpts	5301 Inter-Agency Receipts	Law - Department-wide	5.2
5007 I/A Rcpts	5301 Inter-Agency Receipts	Rev - Department-wide	101.7
Component: Employment and Training Services Administration (3116)			1,200.0
5007 I/A Rcpts	5301 Inter-Agency Receipts	Labor - Client Services (1828)	5.0
5007 I/A Rcpts	5301 Inter-Agency Receipts	Labor - Disability Determination (206)	130.0
5007 I/A Rcpts	5301 Inter-Agency Receipts	Labor - Fishermen's Fund (343)	165.0
5007 I/A Rcpts	5301 Inter-Agency Receipts	Labor - Labor Market Information (336)	35.0
5007 I/A Rcpts	5301 Inter-Agency Receipts	Labor - Management Services (335)	650.0
5007 I/A Rcpts	5301 Inter-Agency Receipts	Labor - Unemployment Insurance (2276)	75.0
5007 I/A Rcpts	5301 Inter-Agency Receipts	Labor - Wage and Hour Administration (345)	40.0
5007 I/A Rcpts	5301 Inter-Agency Receipts	Labor - Workers' Compensation (344)	100.0
Component: Workforce Services (2761)			2,556.5
5007 I/A Rcpts	5301 Inter-Agency Receipts	H&SS - Department-wide	47.7
5007 I/A Rcpts	5301 Inter-Agency Receipts	Labor - Client Services (1828)	23.0
5007 I/A Rcpts	5301 Inter-Agency Receipts	Labor - Unemployment Insurance (2276)	326.0
5007 I/A Rcpts	5301 Inter-Agency Receipts	Labor - Workforce Services (2761)	2,159.8
Component: Unemployment Insurance (2276)			269.2
5007 I/A Rcpts	5301 Inter-Agency Receipts	Admin - Department-wide	2.8
5007 I/A Rcpts	5301 Inter-Agency Receipts	Commerce - Department-wide	1.0

Inter-Agency Revenue Summary
Department of Labor and Workforce Development
Revenue Type Inter-Agency Receipts Only

Scenario: FY2024 Governor (19867)

IRIS Revenue Type	IRIS Revenue Source Code	Component	Total
5007 I/A Rcpts	5301 Inter-Agency Receipts	E&ED - Department-wide	3.8
5007 I/A Rcpts	5301 Inter-Agency Receipts	H&SS - Department-wide	46.2
5007 I/A Rcpts	5301 Inter-Agency Receipts	Labor - Labor Market Information (336)	3.5
5007 I/A Rcpts	5301 Inter-Agency Receipts	Labor - Workers' Compensation (344)	5.9
5007 I/A Rcpts	5301 Inter-Agency Receipts	Labor - Workforce Development (3117)	10.2
5007 I/A Rcpts	5301 Inter-Agency Receipts	Labor - Workforce Services (2761)	88.9
5007 I/A Rcpts	5301 Inter-Agency Receipts	Law - Department-wide	5.2
5007 I/A Rcpts	5301 Inter-Agency Receipts	Rev - Department-wide	101.7
RDU: Vocational Rehabilitation (65)			685.2
5007 I/A Rcpts	5301 Inter-Agency Receipts	E&ED - Department-wide	229.0
5007 I/A Rcpts	5301 Inter-Agency Receipts	H&SS - Department-wide	166.6
5007 I/A Rcpts	5301 Inter-Agency Receipts	Labor - Client Services (1828)	231.6
5007 I/A Rcpts	5301 Inter-Agency Receipts	Labor - Disability Determination (206)	58.0
Component: Vocational Rehabilitation Administration (202)			289.6
5007 I/A Rcpts	5301 Inter-Agency Receipts	Labor - Client Services (1828)	231.6
5007 I/A Rcpts	5301 Inter-Agency Receipts	Labor - Disability Determination (206)	58.0
Component: Disability Determination (206)			299.6
5007 I/A Rcpts	5301 Inter-Agency Receipts	E&ED - Department-wide	133.0
5007 I/A Rcpts	5301 Inter-Agency Receipts	H&SS - Department-wide	166.6
Component: Special Projects (1958)			96.0
5007 I/A Rcpts	5301 Inter-Agency Receipts	E&ED - Department-wide	96.0
RDU: Alaska Vocational Technical Center (578)			3,579.6
5007 I/A Rcpts	5301 Inter-Agency Receipts	E&ED - Department-wide	539.2
5007 I/A Rcpts	5301 Inter-Agency Receipts	Labor - AVTEC (2686)	2,500.0
5007 I/A Rcpts	5301 Inter-Agency Receipts	Labor - Workforce Development (3117)	170.5
5007 I/A Rcpts	5301 Inter-Agency Receipts	Labor - Workforce Investment Board (2659)	300.4
5007 I/A Rcpts	5301 Inter-Agency Receipts	Trans - Department-wide	44.5
5007 I/A Rcpts	5301 Inter-Agency Receipts	Univ - Department-wide	25.0
Component: Alaska Vocational Technical Center (2686)			1,079.6
5007 I/A Rcpts	5301 Inter-Agency Receipts	E&ED - Department-wide	539.2
5007 I/A Rcpts	5301 Inter-Agency Receipts	Labor - Workforce Development (3117)	170.5
5007 I/A Rcpts	5301 Inter-Agency Receipts	Labor - Workforce Investment Board (2659)	300.4
5007 I/A Rcpts	5301 Inter-Agency Receipts	Trans - Department-wide	44.5
5007 I/A Rcpts	5301 Inter-Agency Receipts	Univ - Department-wide	25.0
Component: AVTEC Facilities Maintenance (2701)			2,500.0
5007 I/A Rcpts	5301 Inter-Agency Receipts	Labor - AVTEC (2686)	2,500.0