

**State of Alaska**  
**FY2024 Governor's Operating Budget**

**Department of Labor and Workforce Development**  
**Vocational Rehabilitation**  
**Results Delivery Unit Budget Summary**

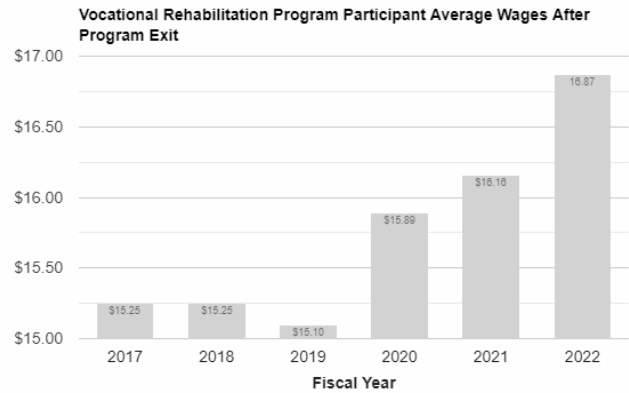
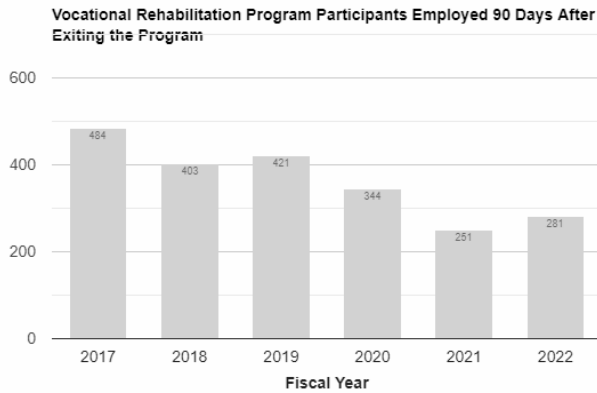
# Vocational Rehabilitation Results Delivery Unit

## Contribution to Department's Mission

Assist people with disabilities to obtain and maintain employment.

## Results

(Additional performance information is available on the web at <https://omb.alaska.gov/results>.)



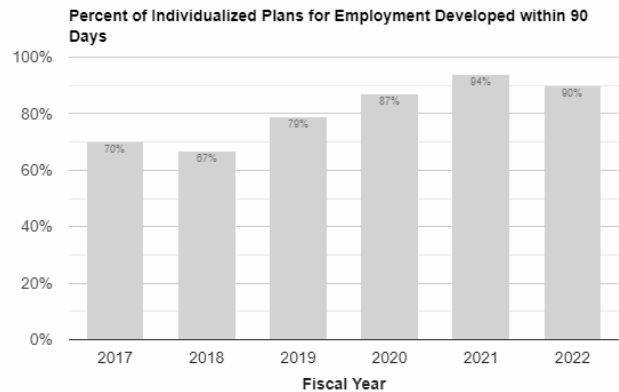
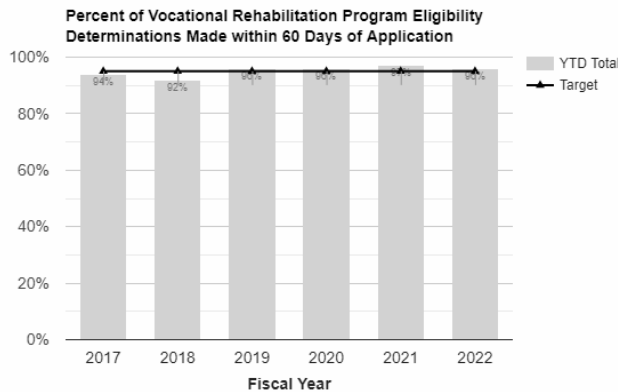
## Core Services

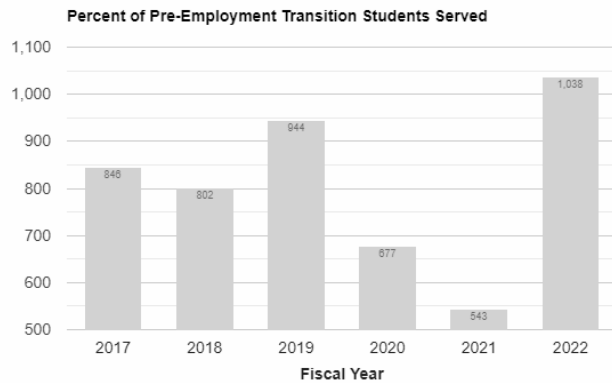
- Provide individualized services to enable people with disabilities to secure employment.

## Measures by Core Service

(Additional performance information is available on the web at <https://omb.alaska.gov/results>.)

### 1. Provide individualized services to enable people with disabilities to secure employment.





## Major RDU Accomplishments in 2022

- Successfully assisted 251 Alaskans with disabilities achieve an employment outcome with an average wage of \$16.16 per hour.
- Continued to coordinate with rural school districts, health care providers, job centers, and tribal vocational rehabilitation programs to improve service delivery to individuals with disabilities residing in rural Alaska.
- Served 366 individuals 55 years of age and older who are blind or have a significant visual impairment. Services were provided to individuals in their local communities and included mobility training, peer support, independent living skill training, and low vision assessments.
- Provided Pre-Employment Transition Services (Pre-ETS) to 543 students with disabilities in over 53 communities across Alaska utilizing local community rehabilitation providers and division staff.
- Achieved 97.7 percent of disability determination cases closed with an accurate determination for benefits, which exceeds the national average of 93.6 percent.

## Key RDU Challenges

- The Division of Vocational Rehabilitation continues to be challenged to respond quickly, safely, and effectively to new and evolving COVID-19 issues. The division must overcome anxiety and concerns individuals have about utilizing public services and returning to work and find ways to deliver services statewide to all individuals who require services.
- The Division of Vocational Rehabilitation continues to be challenged by the fact that individuals with disabilities are not seeking services to pursue employment, however, an online pre-application process was implemented to increase access to services.

## Significant Changes in Results to be Delivered in FY2024

The Division of Vocational Rehabilitation anticipates a significant increase in the demand for services as individuals feel more comfortable returning to work.

**Contact Information**

**Contact:** Duane Mayes, Director  
**Phone:** (907) 334-5963  
**E-mail:** duane.mayes@alaska.gov

**Vocational Rehabilitation  
RDU Financial Summary by Component**

*All dollars shown in thousands*

	FY2022 Actuals				FY2023 Management Plan				FY2024 Governor			
	UGF+DGF Funds	Other Funds	Federal Funds	Total Funds	UGF+DGF Funds	Other Funds	Federal Funds	Total Funds	UGF+DGF Funds	Other Funds	Federal Funds	Total Funds
<b>Formula Expenditures</b> None.												
<b>Non-Formula Expenditures</b>												
Voc Rehab Administration	0.0	285.1	986.1	1,271.2	0.0	287.3	1,165.5	1,452.8	0.0	289.6	1,024.0	1,313.6
Client Services	4,137.7	73.7	10,148.2	14,359.6	4,204.7	124.2	13,103.0	17,431.9	4,270.8	124.2	13,551.3	17,946.3
Disability Determination	0.0	90.7	4,552.7	4,643.4	0.0	296.8	5,778.9	6,075.7	0.0	299.6	5,848.8	6,148.4
Special Projects	150.0	95.3	673.3	918.6	153.0	96.0	919.2	1,168.2	343.7	96.0	2,489.4	2,929.1
<b>Totals</b>	<b>4,287.7</b>	<b>544.8</b>	<b>16,360.3</b>	<b>21,192.8</b>	<b>4,357.7</b>	<b>804.3</b>	<b>20,966.6</b>	<b>26,128.6</b>	<b>4,614.5</b>	<b>809.4</b>	<b>22,913.5</b>	<b>28,337.4</b>

**Vocational Rehabilitation  
Summary of RDU Budget Changes by Component  
From FY2023 Management Plan to FY2024 Governor**

*All dollars shown in thousands*

	<u>Unrestricted Gen (UGF)</u>	<u>Designated Gen (DGF)</u>	<u>Other Funds</u>	<u>Federal Funds</u>	<u>Total Funds</u>
<b>FY2023 Management Plan</b>	<b>4,217.7</b>	<b>140.0</b>	<b>804.3</b>	<b>20,966.6</b>	<b>26,128.6</b>
<b>Adjustments which continue current level of service:</b>					
-Voc Rehab Administration	0.0	0.0	2.3	-141.5	-139.2
-Client Services	66.1	0.0	0.0	448.3	514.4
-Disability Determination	0.0	0.0	2.8	69.9	72.7
-Special Projects	0.7	190.0	0.0	1,570.2	1,760.9
<b>FY2024 Governor</b>	<b>4,284.5</b>	<b>330.0</b>	<b>809.4</b>	<b>22,913.5</b>	<b>28,337.4</b>