

State of Alaska FY2024 Governor's Operating Budget

Department of Public Safety Fire and Life Safety Component Budget Summary

Component: Fire and Life Safety

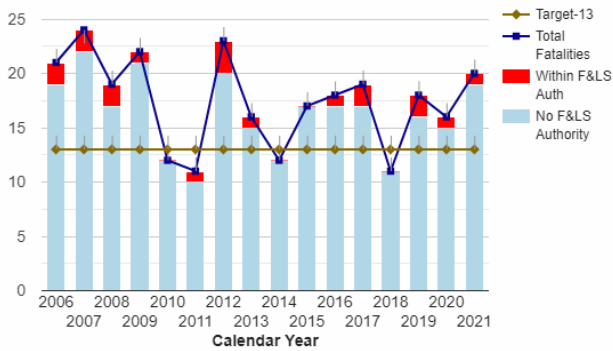
Contribution to Department's Mission

Prevent the loss of life and property from fire and explosion.

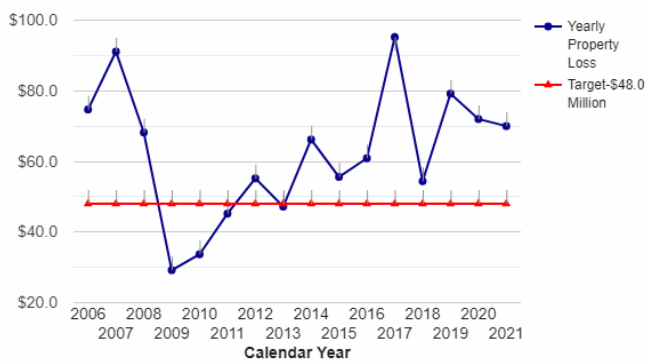
Results

(Additional performance information is available on the web at <https://omb.alaska.gov/results.>)

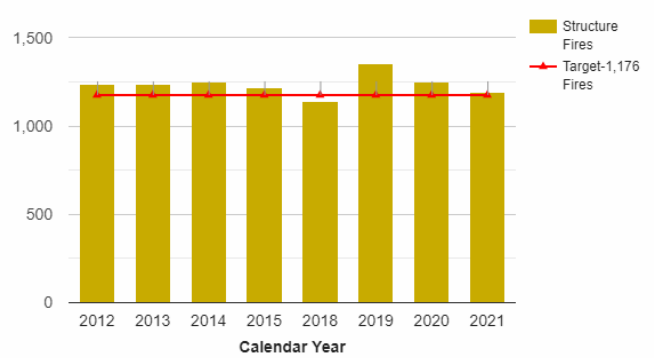
Number of Fatal Fires with DF&LS Authority vs Number of Fatal Fires with No DF&LS Authority



Dollar Value of Property Loss from Fire (in millions)



Number of Structure Fires



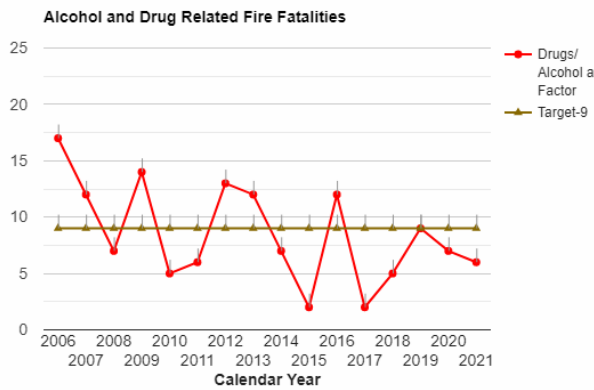
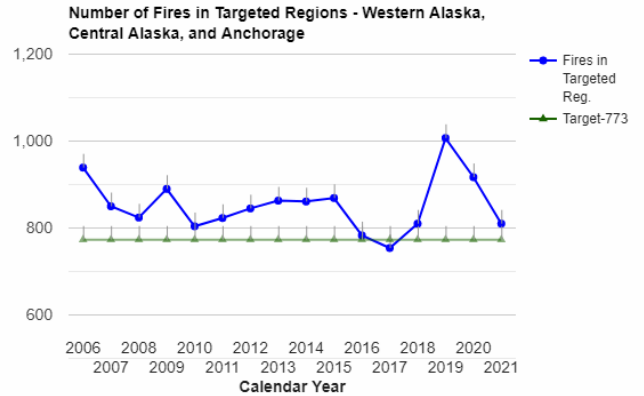
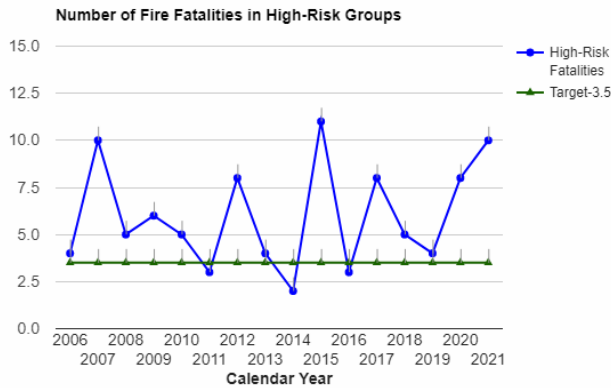
Core Services

- Fire training programs and public education.
- Fire and life safety inspections.
- Building plan review for code compliance.

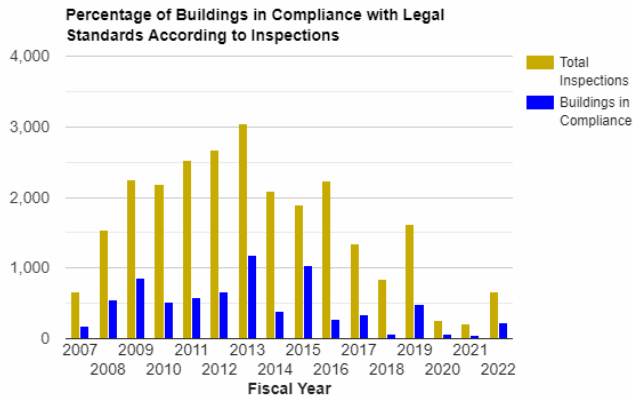
Measures by Core Service

(Additional performance information is available on the web at <https://omb.alaska.gov/results>.)

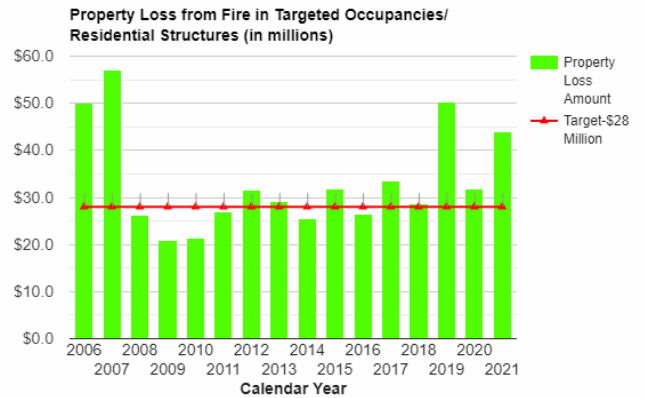
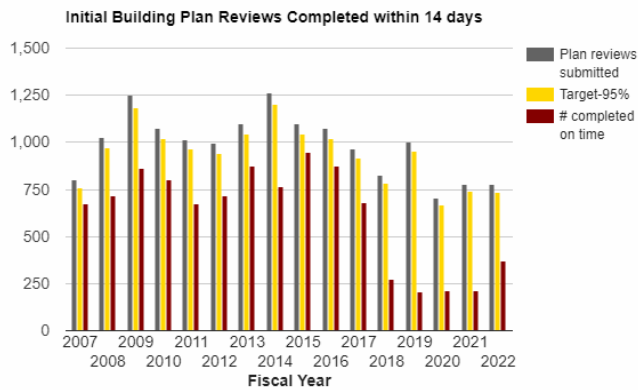
1. Fire training programs and public education.



2. Fire and life safety inspections.



3. Building plan review for code compliance.



Major Component Accomplishments in 2022

Conducted 664 building fire and life safety inspections. There were 6,355 follow-up communication actions in support of the 450 fire and life safety inspections and 136 fire and life safety inspections were found in compliance. The TransAlaska Pipeline Fire Safety Specialist position performed the annual fire and life safety inspections for 214 buildings and 192 buildings were found in compliance.

The Plan Review Bureau received and completed 776 Fire and Building Plan Reviews, 23 Application for Modifications, 116 applications for the Alcohol Marijuana Control Office, and 35 Impairment Plans.

The Plan Review Bureau’s nine personnel are charged with enforcing the law on all public and commercial facilities within a reasonable time to review plans and issue fire and life safety certificates of approval. The two new positions, Plans Examiner I Reviewer and a Permit Technician, have reduced the plan review turnaround time by over 33% and provide outstanding customer service to Alaskans statewide.

Investigated 45 significant fires involving fatalities and/or significant damage outside of deferral jurisdictions.

Provided various levels of fire training to students from urban and rural communities to industry-based personnel.

Delivered rural fire protection “train-the-trainer” material statewide.

Provided fire training for the Village Public Safety Officers (VPSO) program.

Provided direct and indirect fire safety education presentations to Alaska groups through participation in inspections, educational briefings, radio advertising, local television, and social media platforms. ‘Train the Trainer’ efforts were conducted by providing educational material, early warning smoke and carbon monoxide alarms, and training to local fire departments whose staff are then able to present the information to their communities.

Received and implemented the Mobile Live Fire Trainer and Props worth \$498,745 funded through the FEMA Assistance to Firefighter Grant (AFG) Program.

Provided incidental and formal technical assistance to departments and communities throughout the state.

Received, processed, and reported 76,378 fire and emergency incident reports from 160 fire departments across the state. These reports were incorporated into the national fire incident reporting database. Feedback reports based on these statistics were then supplied to departments and user groups and were published in the annual “Fire in Alaska” report.

Provided fire extinguisher maintenance and inspection knowledge testing, fire alarm and suppression system maintenance, inspection and design licensing, and firework pyrotechnic operator and firework retail sales permits which resulted in the issuance of 294 permits.

Completed the 2021 International Code Council code amendments on minimum existing building, fire, fuel gas and mechanical standards for building plan reviews on all commercial buildings, fire and life safety in assembly, educational, institutional, residential type facilities such as apartments and hotels and high impact facilities including fish processing plants, fire detection, fire suppression systems, fireworks and processing oil and gas facilities. The division received 179 public comments and submitted the draft regulations with supporting documents to the Department of Law.

Key Component Challenges

The adoption of 2021 codes from the Department of Law is a lengthy process and a challenge to the division. The 2022 International Code Council's codes for building, fire, mechanical and fuel gas are now available to the public. The division is awaiting approval from the Department of Law.

Alaska has a history of high fire loss; however, the state has seen an overall increase in civilian fatalities due to fire. Residential fires continue to be Alaska's largest number of structure fires. The Division of Fire and Life Safety has no authority to enforce single-family residential code requirements. Without incorporating the inherent safety factors provided within a residential building code, these statistics will continue. The division also has no authority to enforce codes for two fatal marine vessel fires which contributed to the fire deaths in Alaska. Alcohol and drugs are leading contributors to fire fatalities and the ratio of fire fatalities to the number of events involved with drugs and alcohol remains constant. The division continues to provide a significant cultural public education focus centered on personal responsibility. The challenge will be to provide cost effective methods to reach high-risk groups and areas.

The Bureau of Fire Accreditation, Standards and Training (BFAST) continues to offer a wide range of training, educational, and risk management support to all fire departments and emergency response elements within the State of Alaska. BFAST serves as the primary source of Fire Service technical assistance, education, and training to this enterprise.

To date, many rural fire departments require significant and essential support for equipment, public education efforts, and training. Most small rural fire departments do not have fully qualified personnel to manage emergency response operations. These limitations coupled with lack of equipment, pose an extreme challenge for many/most Alaskan communities. This office is currently facing the absence of relevant national fire standards within rural communities and the mandated Village Public Safety Officer program. Data supports that most rural fire departments are unable to meet current interpretations of National Consensus Standards, precluding them from receiving essential emergency mitigation support through grant funding sources.

The Plan Review Bureau has an electronic data base for plan reviews which is not designed as a web-based solution for application, payment, customer interactions, digital plan reviews, permitting, and inspection systems. There is no offline solution for construction and inspections that synchronizes with the online system. The current process is not efficient, especially due to increased utilization of telework due to space issues within the DPS Anchorage Headquarters. The division staff are working with a contractor to have a digital online plan review, permitting, and mobile solutions to streamline the plan review process for customers, architects, engineers, contractors, and plan reviewers.

Significant Changes in Results to be Delivered in FY2024

The majority of fire deaths occur in residential occupancies. The leading strategy to prevent deaths from fire is by providing fire safety education to the public. The Division of Fire and Life Safety will continue to focus fire safety educational materials on personal responsibility and to increase public awareness to prevent fires in residential homes. Given the current fiscal limitations, the BFAST will aggressively seek alternative funding sources to include organizational and local community partnerships through cost sharing that provides fire safety education and grants that resource support materials, smoke alarms, and carbon monoxide detectors. These funds will also support training opportunities and efforts for rural fire department personnel with the future

intent for conducting home safety inspections at the local level.

A divisional review indicates that maintaining a high level of visibility through the media may be a factor in reducing fire deaths. The division will continue issuing recurring media releases and using radio, internet, social media sites, and television to promote awareness of fire safety and prevention. Utilizing the networking benefits of social media platforms, the division has concentrated outreach efforts on the Alaska State Fire Marshal page which incorporates divisional information.

Fire and Life Safety will continue to support and train fire service personnel throughout the state.

The BFAST will continue to provide relevant emergency responder support for fire training activities, firefighter professional qualifications, and fire department accreditation. Operational targets will simplify fire department accreditation and increase efficiency between state fire training and certification testing; such as electronic course registration and/or certification application submission with a transition to online testing, including the introduction of a self-assessment and audit processes. BFAST through the Division's Community Risk Reduction (CRR) plan will develop and implement Alaska specific processes for accomplishing CRR assessments as part of our ongoing technical support to Fire Departments and local communities of all sizes throughout the state. Additionally, in FY2024, the Office of Rural Fire Protection legacy office expanded to a Bureau level function. This increase in scope addresses and improves outreach effectiveness throughout rural Alaska.

The number of local fire departments with the capacity to deliver their own training continues to increase, thereby reducing the number of entry-level firefighting courses delivered. The division may provide entry-level courses in cases where an organization is requesting support, but its primary focus will be advanced technical and specialty firefighting courses that are not supported at the fire department level. The Division will meet specialized needs with the introduction of division assets that provide the required training and certification through the division's Mobile Fire Training Simulator.

In FY2024, the division will provide training with established departments to increase emphasis on firefighter safety and survival. This training will be part of the basic elements of firefighting and fire service leadership.

The process for conducting fire department accreditation audits is under revision, to streamline the administrative oversight review process and effectively address the pending or overdue audits.

Fire inspections are the number one priority for the Life Safety Inspection Bureau (LSIB). The LSIB employs five Deputy Fire Marshals (DFMs) who work to remove the backlog of fire inspections across the state. The end goal is to create a two-year inspection cycle for the state, subject to travel funding and retention of DFMs.

The LSIB provides one DFM certified as a bomb technician to support the Federal Bureau of Investigation's (FBI) Bomb Squad. Since the DFM is the only bomb technician in the Department of Public Safety, the position serves as the Department of Public Safety's liaison for Bomb Squad responses. The DFM also assists the FBI with operational manning.

The number of fire fatalities in high-risk groups will continue to be the division's top priority. Public education, continued fire and life safety inspections, and rural fire protection training continue to decrease the number of fire fatalities within high-risk groups and contribute to the overall decline of the statewide fire fatality rate.

The Plan Review Bureau is responsible to ensure buildings are constructed to a minimum level of fire and life safety. This is primarily conducted by reviewing construction designs. The bureau has implemented construction inspections to visit sites on buildings with value that exceeds \$5 million, ensuring the building is constructed according to the reviewed plans.

Statutory and Regulatory Authority

Arson Information (AS 21.89.050)

Criminal Law (AS 11.46.400-490)

Fire Prevention (AS 18.70.010 - 18.70.300)

Reporting of Certain Injuries (AS 08.64.369)
State Regulation of Fireworks (AS 18.72.010 - 18.72.060)
Fire Protection Systems Permits (13AAC 50.035)
Fire Prevention and Education (AS 18.70.010)
Fire Training (AS 18.70.010)
Fire Department Registration (AS 18.70.075)
Fire Service Operations (13 AAC Chapter 52)

Contact Information
<p>Contact: Pam Halloran, Administrative Services Director Phone: (907) 465-5501 E-mail: pam.halloran@alaska.gov</p>

Fire and Life Safety Personal Services Information				
Authorized Positions			Personal Services Costs	
	FY2023 Management Plan	FY2024 Governor		
Full-time	30	31	Annual Salaries	2,574,279
Part-time	0	0	COLA	50,464
Nonpermanent	0	0	Premium Pay	175,085
			Annual Benefits	1,722,688
			<i>Less 5.00% Vacancy Factor</i>	(226,216)
			Lump Sum Premium Pay	0
Totals	30	31	Total Personal Services	4,296,300

Position Classification Summary					
Job Class Title	Anchorage	Fairbanks	Juneau	Others	Total
Administrative Assistant 1	2	0	0	0	2
Administrative Assistant 3	1	0	0	0	1
Assistant State Fire Marshal	1	0	0	0	1
Building Plans Examiner 1	6	0	0	0	6
Building Plans Examiner 2	1	0	0	0	1
Deputy Fire Marshal 2	4	2	1	1	8
Deputy Fire Marshal 3	1	0	0	0	1
Division Director - Px	1	0	0	0	1
Fire Training Administrator	1	0	0	0	1
Fire Training Specialist	3	0	1	0	4
Office Assistant 2	2	0	1	0	3
Statistical Technician 2	1	0	0	0	1
Tap Fr Sft Spec	1	0	0	0	1
Totals	25	2	3	1	31

Component Detail All Funds
Department of Public Safety

Component: Fire and Life Safety (3051)
RDU: Fire and Life Safety (556)

Non-Formula Component

	FY2022 Actuals	FY2023 Conference Committee	FY2023 Authorized	FY2023 Management Plan	FY2024 Governor	FY2023 Management Plan vs FY2024 Governor	
71000 Personal Services	3,543.0	4,070.5	4,079.5	4,085.0	4,296.3	211.3	5.2%
72000 Travel	94.6	285.5	285.5	285.3	293.4	8.1	2.8%
73000 Services	401.9	1,465.5	1,497.1	1,488.0	1,543.7	55.7	3.7%
74000 Commodities	43.3	469.9	469.9	473.7	486.9	13.2	2.8%
75000 Capital Outlay	0.0	75.9	75.9	75.9	89.6	13.7	18.1%
77000 Grants, Benefits	0.0	0.0	0.0	0.0	0.0	0.0	0.0%
78000 Miscellaneous	0.0	0.0	0.0	0.0	0.0	0.0	0.0%
Totals	4,082.8	6,367.3	6,407.9	6,407.9	6,709.9	302.0	4.7%
Fund Sources:							
1002 Fed Rcpts (Fed)	7.9	500.0	500.0	500.0	500.0	0.0	0.0%
1004 Gen Fund (UGF)	2,564.7	4,317.4	4,356.7	4,356.7	4,649.7	293.0	6.7%
1005 GF/Prgm (DGF)	1,379.6	1,358.4	1,359.7	1,359.7	1,365.4	5.7	0.4%
1007 I/A Rcpts (Other)	130.6	191.5	191.5	191.5	194.8	3.3	1.7%
Unrestricted General (UGF)	2,564.7	4,317.4	4,356.7	4,356.7	4,649.7	293.0	6.7%
Designated General (DGF)	1,379.6	1,358.4	1,359.7	1,359.7	1,365.4	5.7	0.4%
Other Funds	130.6	191.5	191.5	191.5	194.8	3.3	1.7%
Federal Funds	7.9	500.0	500.0	500.0	500.0	0.0	0.0%
Positions:							
Permanent Full Time	28	30	30	30	31	1	3.3%
Permanent Part Time	0	0	0	0	0	0	0.0%
Non Permanent	0	0	0	0	0	0	0.0%

Change Record Detail - Multiple Scenarios with Descriptions
Department of Public Safety

Component: Fire and Life Safety (3051)
RDU: Fire and Life Safety (556)

Scenario/Change Record Title	Trans Type	Totals	Personal Services	Travel	Services	Commodities	Capital Outlay	Grants, Benefits	Miscellaneous	Positions		NP
										PFT	PPT	
***** Changes From FY2023 Conference Committee To FY2023 Authorized *****												
FY2023 Conference Committee												
	ConfCom	6,367.3	4,070.5	285.5	1,465.5	469.9	75.9	0.0	0.0	30	0	0
1002 Fed Rcpts		500.0										
1004 Gen Fund		4,317.4										
1005 GF/Prgm		1,358.4										
1007 I/A Rcpts		191.5										
Align Authority for Agency-Wide Addition												
	Unalloc	31.6	0.0	0.0	31.6	0.0	0.0	0.0	0.0	0	0	0
1004 Gen Fund		31.6										
Transfer authority from Unallocated Rates Adjustment to distribute additions to the department for agency-wide chargeback rate changes.												
FY2023 Exempt 5% COLA												
	SalAdj	9.0	9.0	0.0	0.0	0.0	0.0	0.0	0.0	0	0	0
1004 Gen Fund		7.7										
1005 GF/Prgm		1.3										
FY2023 Exempt 5% COLA: \$9.0												
Subtotal		6,407.9	4,079.5	285.5	1,497.1	469.9	75.9	0.0	0.0	30	0	0
***** Changes From FY2023 Authorized To FY2023 Management Plan *****												
Align Authority with Anticipated Expenditures												
	LIT	0.0	5.5	-0.2	-9.1	3.8	0.0	0.0	0.0	0	0	0
Transfer authority from travel and services to personal services and commodities for anticipated personal services and commodities costs. The remaining authority is sufficient to cover anticipated expenditures.												
Subtotal		6,407.9	4,085.0	285.3	1,488.0	473.7	75.9	0.0	0.0	30	0	0
***** Changes From FY2023 Management Plan To FY2024 Governor *****												
Reverse Add Funding for Equipment in Support of New Deputy Fire Marshal 2 in Bethel												
	OTI	-65.0	0.0	0.0	0.0	0.0	-65.0	0.0	0.0	0	0	0
1004 Gen Fund		-65.0										
Add one-time funding for necessary equipment including a new vehicle and computer for a Deputy Fire Marshal 2 in Bethel to assist with rural fire and life safety issues.												

FY2024 AlaskaCare Health Insurance Increase - Exempt and Partially Exempt

Change Record Detail - Multiple Scenarios with Descriptions
Department of Public Safety

Component: Fire and Life Safety (3051)
RDU: Fire and Life Safety (556)

Scenario/Change Record Title	Trans Type	Totals	Personal Services	Travel	Services	Commodities	Capital Outlay	Grants, Benefits	Miscellaneous	Positions		NP
										PFT	PPT	
1004 Gen Fund	SalAdj	1.2	1.2	0.0	0.0	0.0	0.0	0.0	0.0	0	0	0
FY2024 AlaskaCare health insurance increase for exempt and partially exempt employees from \$1,685 to \$1,793 per member per month.: \$1.2												
FY2024 PERS Rate Adjustment												
1004 Gen Fund	SalAdj	7.9	7.9	0.0	0.0	0.0	0.0	0.0	0.0	0	0	0
1005 GF/Prgm		0.8										
1007 I/A Rcpts		0.3										
FY2024 PERS rate adjustment to 25.10%: \$7.9												
FY2024 Salary and Health Insurance Increases												
1004 Gen Fund	SalAdj	54.7	54.7	0.0	0.0	0.0	0.0	0.0	0.0	0	0	0
1005 GF/Prgm		4.9										
1007 I/A Rcpts		3.0										
FY2024 Salary and Health Insurance Increases: \$54.7FY2024 GGU cost of living increase 2.5%: \$42.6												
FY2024 SU cost of living increase 1%: \$5.9												
FY2024 AlaskaCare insurance from \$1,685 to \$1,793 per member per month.: \$5.0												
FY2024 GGU health insurance increase from \$1,567.50 to \$1,573.50 per member per month.: \$1.2												
Startup Costs for New Positions												
1004 Gen Fund	IncOTI	83.7	0.0	0.0	14.7	6.0	63.0	0.0	0.0	0	0	0
Startup costs for one new Deputy Fire Marshal (\$83.7) include attending the Alaska Law Enforcement Training Academy (\$13.7), a physical examination (\$1.0), commodities to set up a workstation (\$6.0), and a new vehicle (\$63.0).												
Add Deputy Fire Marshal 1/2 (12-#017) for Inspections and Investigations in Southeast Alaska												
1004 Gen Fund	Inc	219.5	147.5	8.1	41.0	7.2	15.7	0.0	0.0	1	0	0
Add full-time Deputy Fire Marshal 1/2 (12-#017), range 74/76, located in Juneau, for inspections and investigations. The previous Juneau-based Deputy Fire Marshal position was transferred to Anchorage in FY2018 to backfill a position that was eliminated due to budget cuts. At the time, the determination was made that recruitment and training would be more cost-effective in Anchorage. Commercial flight schedules, overbooking, weather delays, etc. are issues and challenges facing Deputy Fire Marshals when they travel to Southeast Alaska to investigate fires. A Juneau-based Deputy Fire Marshal minimizes delays in												

Change Record Detail - Multiple Scenarios with Descriptions
Department of Public Safety

Component: Fire and Life Safety (3051)
RDU: Fire and Life Safety (556)

Scenario/Change Record Title	Trans Type	Totals	Personal Services	Travel	Services	Commodities	Capital Outlay	Grants, Benefits	Miscellaneous	Positions		
										PFT	PPT	NP
<p>serving rural and urban southeast communities effectively and efficiently. Adding this new Deputy Fire Marshal position in Juneau reduces travel time and cost of sending a position down from Anchorage.</p> <p>Without a Juneau-based Deputy Fire Marshal there will continue to be delayed responses to fire investigations and lack of evidence preservation including the destruction, contamination, loss, or unnecessary movement of physical evidence before a traveling Deputy Fire Marshal can arrive and complete their investigation. The entire fire scene should be considered physical evidence and should remain untouched until after the investigation is complete. This becomes increasingly difficult the longer it takes to complete an investigation.</p>												
	Totals	6,709.9	4,296.3	293.4	1,543.7	486.9	89.6	0.0	0.0	31	0	0

Line Item Detail (1676)
Department of Public Safety
Travel

Component: Fire and Life Safety (3051)

Line Number	Line Name		FY2022 Actuals	FY2023 Management Plan	FY2024 Governor
2000	Travel		94.6	285.3	293.4
Object Class	Servicing Agency	Explanation	FY2022 Actuals	FY2023 Management Plan	FY2024 Governor
2000 Travel Detail Totals			94.6	285.3	293.4
2000	In-State Employee Travel	Travel to conduct statewide life safety inspections, fire investigations, complaint and field construction review, meeting attendance and training or instruction.	72.8	219.9	228.0
2001	In-State Non-Employee Travel	Travel for non-employee instructors and students to attend fire training.	10.9	6.0	6.0
2002	Out of State Employee Travel	Travel to attend Fire Safety related conferences or training sessions outside Alaska.	9.1	59.4	59.4
2005	Moving Costs	Costs to move employees	2.9	0.0	0.0
2006	Other Travel Costs	Miscoded travel transaction	-1.1	0.0	0.0

Line Item Detail (1676)
Department of Public Safety
Services

Component: Fire and Life Safety (3051)

Line Number	Line Name		FY2022 Actuals	FY2023 Management Plan	FY2024 Governor
3000	Services		401.9	1,488.0	1,543.7
Object Class	Servicing Agency	Explanation	FY2022 Actuals	FY2023 Management Plan	FY2024 Governor
3000 Services Detail Totals			401.9	1,488.0	1,543.7
3000	Education Services	Registration fees for fire training conferences and courses; proctor fees for fire course testing; dues to professional and national organizations.	19.6	50.0	105.7
3001	Financial Services	Bank fees to process credit card payments for plan review or training fees.	1.8	2.0	2.0
3003	Information Technology	Professional services related to the online plans review system or software licensing and maintenance.	7.2	150.0	150.0
3004	Telecommunications	Telephone or cell phone charges.	7.8	40.0	40.0
3005	Health Services	Miscellaneous first aid supplies.	0.4	1.0	1.0
3006	Delivery Services	Freight, courier or postage.	6.9	15.0	15.0
3007	Advertising and Promotions	Fire safety public promotions or regulation change announcements.	4.4	5.0	5.0
3008	Utilities	Office utilities.	5.4	25.0	25.0
3009	Structure/Infrastructure/Land	Minor office repair, space rental costs.	14.7	338.3	338.3
3010	Equipment/Machinery	Maintenance and equipment repair or copier leases.	1.6	50.0	50.0
3011	Other Services	Honorariums paid to outside instructors, printing of registration packets, fire incident reports, burn and injury reports, fire service directories, administrative codes or	25.1	35.0	35.0

Line Item Detail (1676)
Department of Public Safety
Services

Component: Fire and Life Safety (3051)

Object Class	Servicing Agency	Explanation	FY2022 Actuals	FY2023 Management Plan	FY2024 Governor
3000 Services Detail Totals			401.9	1,488.0	1,543.7
		training document costs.			
3011	Other Services	Increased interagency chargeback costs for new Deputy Fire Marshal 2 in Bethel & Fairbanks.	0.0	30.0	30.0
3017	Inter-Agency Information Technology Non-Telecommunications	Computer services enterprise productivity rate and other non-telecommunications services provided by the Office of Information Technology.	130.0	150.0	150.0
3017	Inter-Agency Information Technology Non-Telecommunications	Admin - Department-wide RSA for OIT computer services.	7.0	153.8	153.8
3017	Inter-Agency Information Technology Non-Telecommunications	Law - Department-wide Legal review for code or regulation adoption.	0.0	8.0	8.0
3017	Inter-Agency Information Technology Non-Telecommunications	PubSaf - Information Systems (3199) Non-telecommunications (LAN/WAN & APSIN).	0.0	12.0	12.0
3018	Inter-Agency Information Technology Telecommunications	Admin - Department-wide Telecommunications enterprise productivity rate.	5.7	5.7	5.7
3020	Inter-Agency Building Maintenance	Trans - Department-wide Facilities maintenance costs including lawn maintenance, snow removal and janitorial services for state owned buildings.	13.0	16.2	16.2
3021	Inter-Agency Mail	Central mail service (I/A transfer to DOA, Shared Services).	2.5	3.0	3.0
3022	Inter-Agency Human Resources	Admin - Department-wide HR personnel chargeback.	0.0	1.4	1.4
3023	Inter-Agency Building Leases	State-owned building leases	13.0	15.0	15.0
3023	Inter-Agency Building Leases	Lease/housing/utilities for the new Deputy Fire Marshal 2 in Bethel	0.0	156.0	156.0
3026	Inter-Agency Insurance	Risk management for property and overhead insurance.	6.4	6.3	6.3
3027	Inter-Agency Financial	State accounting and payroll system costs (I/A transfer to DOA, Finance). IRIS HRM/ ALDER/ IRIS financial	7.5	4.1	4.1

Line Item Detail (1676)
Department of Public Safety
Services

Component: Fire and Life Safety (3051)

Object Class		Servicing Agency	Explanation	FY2022 Actuals	FY2023 Management Plan	FY2024 Governor
			3000 Services Detail Totals	401.9	1,488.0	1,543.7
			support.			
3027	Inter-Agency Financial	Admin - Department-wide	IRIS, ALDER & HRM systems.	0.0	7.5	7.5
3027	Inter-Agency Financial	PubSaf - Administrative Services (525)	RSA for Administrative Services costs.	0.0	60.6	60.6
3028	Inter-Agency Americans with Disabilities Act Compliance		Americans with Disabilities Act funding (I/A transfer to DOA, Personnel).	0.3	0.3	0.3
3037	State Equipment Fleet		State Equipment Fleet vehicle leasing and maintenance.	55.9	60.0	60.0
3037	State Equipment Fleet	Trans - Department-wide	State Equipment Fleet costs.	0.6	0.0	0.0
3038	Inter-Agency Management/Consulting		Interdepartmental service contracts.	65.1	70.0	70.0
3038	Inter-Agency Management/Consulting	PubSaf - Commissioner's Office (523)	DPS Office of Professional Standards cost allocation.	0.0	12.0	12.0
3038	Inter-Agency Management/Consulting	PubSaf - Commissioner's Office (523)	DPS Commissioner's Office cost allocation.	0.0	4.8	4.8

Line Item Detail (1676)
Department of Public Safety
Commodities

Component: Fire and Life Safety (3051)

Line Number	Line Name		FY2022 Actuals	FY2023 Management Plan	FY2024 Governor
4000	Commodities		43.3	473.7	486.9
Object Class	Servicing Agency	Explanation	FY2022 Actuals	FY2023 Management Plan	FY2024 Governor
4000 Commodities Detail Totals			43.3	473.7	486.9
4000	Business	Business, office, photographic, computer supplies and business-related subscriptions.	36.9	150.0	163.2
4000	Business	Supplies for rural fire investigations	0.0	25.0	25.0
4000	Business	One-time furnishing of seven spaces for the new lease in FY2024.	0.0	0.0	0.0
4002	Household/Institutional	Uniform items, cleaning supplies used in fire investigations.	3.1	171.7	171.7
4003	Scientific and Medical	Scientific and Medical Supplies.	1.7	5.0	5.0
4004	Safety	Safety/fire suppression supplies or equipment.	1.2	50.0	50.0
4005	Building Materials	Misc. materials used in fire training demonstrations.	0.0	5.0	5.0
4006	Signs and Markers	Safety or hazard signs.	0.3	2.0	2.0
4015	Parts and Supplies	Small parts, tools and supplies used to augment or repair other equipment.	0.0	10.0	10.0
4019	Small Tools/Minor Equipment	Miscellaneous parts & supplies.	0.0	50.0	50.0
4020	Equipment Fuel	Fuel used in fire suppression demonstrations.	0.1	5.0	5.0

Line Item Detail (1676)
Department of Public Safety
Capital Outlay

Component: Fire and Life Safety (3051)

Line Number	Line Name		FY2022 Actuals	FY2023 Management Plan	FY2024 Governor
5000	Capital Outlay		0.0	75.9	89.6
Object Class	Servicing Agency	Explanation	FY2022 Actuals	FY2023 Management Plan	FY2024 Governor
5000 Capital Outlay Detail Totals			0.0	75.9	89.6
5004	Equipment	Capital outlay for miscellaneous fire suppression safety equipment over \$5,000.	0.0	10.9	10.9
5004	Equipment	Equipment for new Deputy Fire Marshal in Bethel	0.0	65.0	78.7

Revenue Detail (1681)
Department of Public Safety

Component: Fire and Life Safety (3051)

Revenue Type (OMB Fund Code) Revenue Source	Component	Comment	FY2022 Actuals	FY2023 Management Plan	FY2024 Governor
5002 Fed Rcpts (1002 Fed Rcpts)			6.3	500.0	500.0
5011 Federal Public Prctn - Federal Emergency Management Agency		Federal Grant receipts including FEMA State Fire Training Systems Grant, FEMA Assistance to Firefighters Grant and fees collected from federal agencies for emergency response training authorized under AS 44.41.020(a).	5.5	500.0	500.0
5021 Federal - Other Prior Year Reimbursement Recovery			0.8	0.0	0.0
5005 GF/Prgm (1005 GF/Prgm)			970.0	1,359.7	1,365.4
5103 Program Receipts - Charges for Services		Miscellaneous Building Plan review fees, initiated but not completed or duplicate payments reversed.	13.2	9.7	15.4
5108 Program Receipts General Government - Charges for Services		Fees collected from various private and governmental agencies to provide emergency response or fire training authorized under AS 44.41.020(a).	9.9	350.0	350.0
5117 Program Receipts Public Protection - Charges for Services		Licenses and permit fees, code compliance surveys.	946.8	1,000.0	1,000.0
5125 Program Receipts - Prior Year Reimbursement Recovery			0.1	0.0	0.0
5007 I/A Rcpts (1007 I/A Rcpts)			264.0	191.5	191.5
5301 Inter-Agency Receipts		Inter-Agency receipts from Department of Natural Resources to provide Fire Marshal support for the Joint Pipeline Office.	109.2	151.5	151.5
5301 Inter-Agency Receipts	NatRes - Department-wide		154.8	0.0	0.0
5301 Inter-Agency Receipts	PubSaf - Village Public Safety Officer Pg (3047)	RSA with VPSO office for Rural Fire Protection Trainings	0.0	40.0	40.0

Inter-Agency Services (1682)
Department of Public Safety

Component: Fire and Life Safety (3051)

				FY2022 Actuals	FY2023 Management Plan	FY2024 Governor
Component Totals				26.3	282.0	282.0
With Department of Administration				12.7	168.4	168.4
With Department of Law				0.0	8.0	8.0
With Department of Public Safety				0.0	89.4	89.4
With Department of Transportation/Public Facilities				13.6	16.2	16.2
Object Class	Servicing Agency	Explanation	FY2022 Actuals	FY2023 Management Plan	FY2024 Governor	
3017	Inter-Agency Information Technology Non-Telecommunications	Admin - Department-wide RSA for OIT computer services.	7.0	153.8	153.8	
3017	Inter-Agency Information Technology Non-Telecommunications	Law - Department-wide Legal review for code or regulation adoption.	0.0	8.0	8.0	
3017	Inter-Agency Information Technology Non-Telecommunications	PubSaf - Information Systems (3199) Non-telecommunications (LAN/WAN & APSIN).	0.0	12.0	12.0	
3018	Inter-Agency Information Technology Telecommunications	Admin - Department-wide Telecommunications enterprise productivity rate.	5.7	5.7	5.7	
3020	Inter-Agency Building Maintenance	Trans - Department-wide Facilities maintenance costs including lawn maintenance, snow removal and janitorial services for state owned buildings.	13.0	16.2	16.2	
3022	Inter-Agency Human Resources	Admin - Department-wide HR personnel chargeback.	0.0	1.4	1.4	
3027	Inter-Agency Financial	Admin - Department-wide IRIS, ALDER & HRM systems.	0.0	7.5	7.5	
3027	Inter-Agency Financial	PubSaf - Administrative Services (525) RSA for Administrative Services costs.	0.0	60.6	60.6	
3037	State Equipment Fleet	Trans - Department-wide State Equipment Fleet costs.	0.6	0.0	0.0	
3038	Inter-Agency Management/Consulting	PubSaf - Commissioner's Office (523) DPS Office of Professional Standards cost allocation.	0.0	12.0	12.0	
3038	Inter-Agency Management/Consulting	PubSaf - Commissioner's Office (523) DPS Commissioner's Office cost allocation.	0.0	4.8	4.8	

Personal Services Expenditure Detail
Department of Public Safety

Scenario: FY2024 Governor (19867)
Component: Fire and Life Safety (3051)
RDU: Fire and Life Safety (556)

PCN	Job Class Title	Time Status	Retire Code	Barg Unit	Location	Salary Sched	Range / Step	Comp Months	Split / Count	Annual Salaries	COLA	Premium Pay	Annual Benefits	Total Costs	UGF Amount
12-#017	Deputy Fire Marshal 2	FT	A	AA	Juneau	105	76C	12.0		87,277	0	4,217	56,048	147,542	147,542
12-?002	Deputy Fire Marshal 2	FT	F	AA	Fairbanks	503	76C / D	12.0		84,219	0	14,725	59,091	158,035	134,330
12-?230	Deputy Fire Marshal 2	FT	F	AA	Bethel	550	76C / D	12.0		122,658	0	28,000	80,216	230,874	230,874
12-1942	Building Plans Examiner 1	FT	F	GP	Anchorage	100	19L	12.0		90,948	3,326	3,498	57,580	155,352	132,049
12-2001	Division Director - Px	FT	A	XE	Anchorage	N00	27K	12.0		137,651	0	0	77,759	215,410	208,853
12-2003	Building Plans Examiner 1	FT	A	GP	Anchorage	100	19B / C	12.0		70,494	2,576	2,669	48,886	124,625	105,931
12-2004	Administrative Assistant 1	FT	A	GP	Anchorage	100	12L	12.0		56,258	2,011	865	42,333	101,467	86,247
12-2005	Statistical Technician 2	FT	A	GG	Anchorage	99	14O / P	12.0		71,715	2,582	1,610	48,952	124,859	124,859
12-2007	Office Assistant 2	FT	A	GP	Anchorage	99	10N / O	12.0		52,802	1,901	1,182	41,051	96,936	82,396
12-2010	Deputy Fire Marshal 2	FT	F	AA	Anchorage	500	76E / F	12.0		87,660	0	14,839	60,543	163,042	138,586
12-2011	Deputy Fire Marshal 2	FT	F	AA	Anchorage	500	76O	12.0		109,782	0	19,397	71,442	200,621	170,528
12-2012	Deputy Fire Marshal 2	FT	F	AA	Fairbanks	503	76F / J	12.0		93,915	0	15,806	63,494	173,215	147,233
12-2013	Building Plans Examiner 1	FT	A	GP	Anchorage	100	19F / G	12.0		80,602	2,946	3,058	53,174	139,780	118,813
12-2017	Deputy Fire Marshal 2	FT	P	AA	Anchorage	500	76L	12.0		99,986	0	17,357	66,607	183,950	156,358
12-2022	Fire Training Specialist	FT	A	GP	Juneau	105	19B / C	12.0		72,930	2,682	3,234	50,112	128,958	128,958
12-2024	Fire Training Administrator	FT	A	SS	Anchorage	100	21F / J	12.0		96,382	1,358	0	61,045	158,785	158,785
12-2025	Office Assistant 2	FT	A	GP	Anchorage	100	10C / D	12.0		39,741	1,431	907	35,603	77,682	77,682
12-2026	Deputy Fire Marshal 2	FT	F	AA	Anchorage	99	76L	12.0		99,986	0	17,357	66,607	183,950	156,358
12-2027	Deputy Fire Marshal 3	FT	P	SS	Anchorage	100	21J / K	12.0		100,724	1,429	756	63,127	166,036	141,131
12-2028	Office Assistant 2	FT	A	GP	Juneau	105	10C / D	12.0		41,527	1,462	0	35,962	78,951	78,951
12-2029	Assistant State Fire Marshal	FT	F	SS	Anchorage	99	22N / O	12.0		122,721	1,729	0	71,804	196,254	166,816
12-2031	Tap Fr Sft Spec	FT	A	GP	Anchorage	100	21E / F	12.0		87,880	3,094	0	54,898	145,872	0
12-2032	Fire Training Specialist	FT	A	GP	Anchorage	100	19E / F	12.0		79,403	2,925	3,676	52,936	138,940	138,940
12-2034	Building Plans Examiner 1	FT	A	GP	Anchorage	100	19D / E	12.0		75,340	2,754	2,860	50,943	131,897	112,113
12-2035	Fire Training Specialist	FT	A	GP	Anchorage	100	19E / F	12.0		79,403	2,925	3,676	52,936	138,940	138,940
12-2039	Administrative Assistant 1	FT	A	GP	Anchorage	100	12B / C	12.0		43,758	1,576	990	37,278	83,602	71,062
12-2041	Fire Training Specialist	FT	A	GP	Anchorage	100	19E / F	12.0		79,403	2,884	2,496	52,454	137,237	137,237
12-2085	Building Plans Examiner 1	FT	A	GP	Anchorage	100	19D / E	12.0		75,224	2,750	2,860	50,896	131,730	111,971
12-2086	Building Plans Examiner 2	FT	F	SS	Anchorage	100	21M / N	12.0		110,717	1,621	4,365	68,684	185,387	157,579
12-2092	Building Plans Examiner 1	FT	A	GP	Anchorage	100	19B / C	12.0		70,123	2,563	2,669	48,734	124,089	105,476
12-5200	Administrative Assistant 3	FT	A	GP	Anchorage	100	15B / C	12.0		53,050	1,939	2,016	41,493	98,498	83,723

Note: If a position is split, an asterisk (*) will appear in the Split/Count column. If the split position is also counted in the component, two asterisks (**) will appear in this column.
 [No valid job title] appearing in the Job Class Title indicates that the PCN has an invalid class code or invalid range for the class code effective date of this scenario.

Personal Services Expenditure Detail
Department of Public Safety

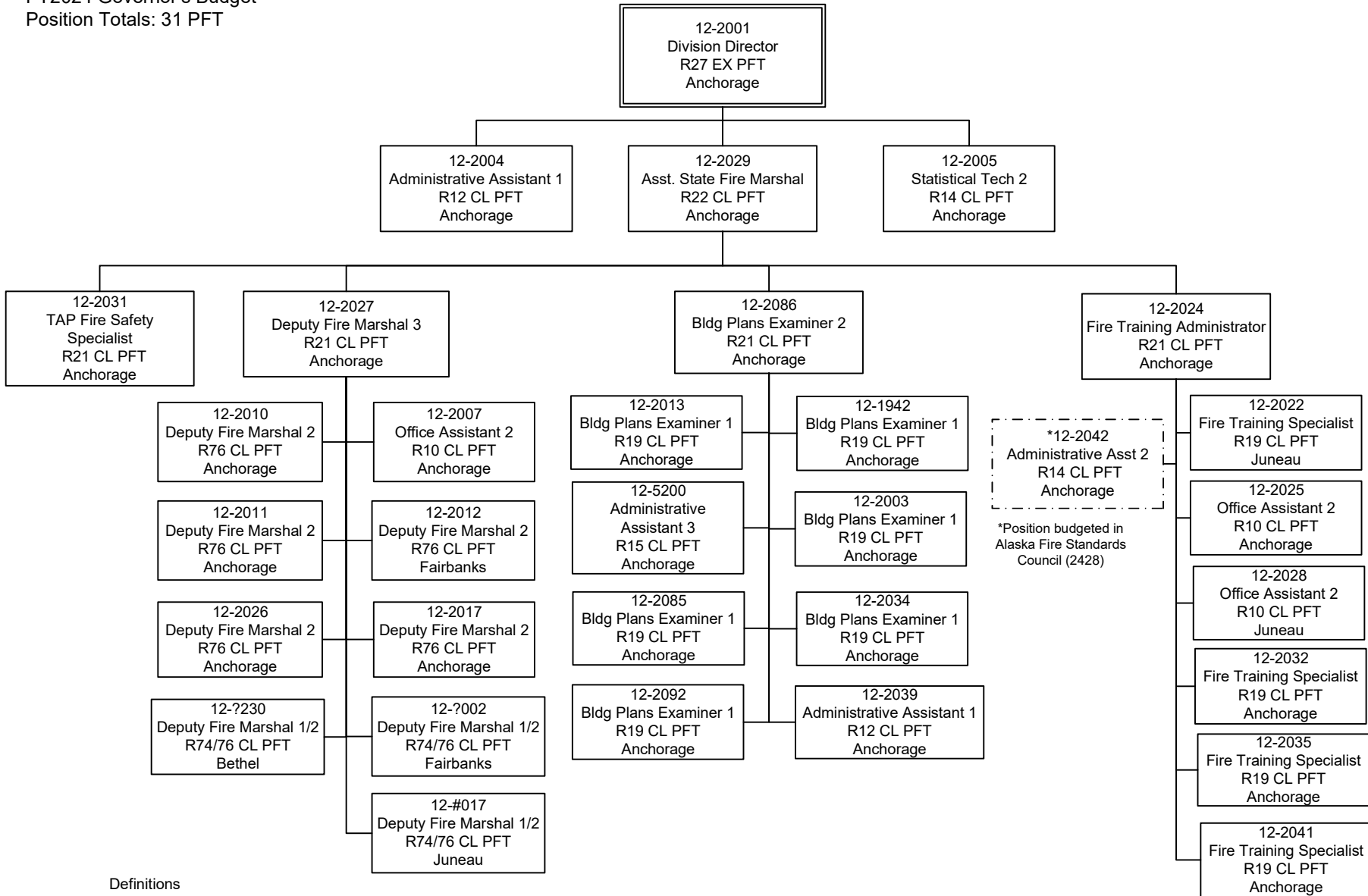
Scenario: FY2024 Governor (19867)
Component: Fire and Life Safety (3051)
RDU: Fire and Life Safety (556)

PCN	Job Class Title	Time Status	Retire Code	Barg Unit	Location	Salary Sched	Range / Step	Comp Months	Split / Count	Annual Salaries	COLA	Premium Pay	Annual Benefits	Total Costs	UGF Amount
		Total Positions	New	Deleted										Total Salary Costs:	2,574,279
														Total COLA:	50,464
	Full Time Positions:	31	1	0										Total Premium Pay:	175,085
	Part Time Positions:	0	0	0										Total Benefits:	1,722,688
	Non Permanent Positions:	0	0	0											
	Positions in Component:	31	1	0											
	Total Component Months:	372.0												Total Pre-Vacancy:	4,522,516
														Minus Vacancy Adjustment of 5.00%:	(226,216)
														Total Post-Vacancy:	4,296,300
														Plus Lump Sum Premium Pay:	0
														Personal Services Line 100:	4,296,300

PCN Funding Sources:	Pre-Vacancy	Post-Vacancy	Percent
1004 General Fund Receipts	3,950,317	3,752,722	87.35%
1005 General Fund/Program Receipts	426,327	405,002	9.43%
1007 Interagency Receipts	145,872	138,575	3.23%
Total PCN Funding:	4,522,516	4,296,300	100.00%

Note: If a position is split, an asterisk (*) will appear in the Split/Count column. If the split position is also counted in the component, two asterisks (**) will appear in this column. [No valid job title] appearing in the Job Class Title indicates that the PCN has an invalid class code or invalid range for the class code effective date of this scenario.

Department of Public Safety
 RDU: Fire and Life Safety (556)
 Component: Fire and Life Safety (3051)
 FY2024 Governor's Budget
 Position Totals: 31 PFT



Definitions
 Bldg Plans = Building Plans Examiner